Instrument Performance Check (DFTPP)

Job Number: JD30019
Account: SESINJPB SESI Consulting Engineers
Project: Ossining Investigation, 136-140 Croton Avnue, Ossining, NY

Sample:	EF8812-DFTPP	**Injection Date:**	08/23/21
Lab File ID:	F201337.D	**Injection Time:**	09:59
Instrument ID:	GCMSF		

Lab Sample ID	Lab File ID	Date Analyzed	Time Analyzed	Hours Lapsed	Client Sample ID
ZZZZZZ	F201357.D	08/23/21	21:01	11:02	(unrelated sample)
ZZZZZZ	F201358.D	08/23/21	21:29	11:30	(unrelated sample)
ZZZZZZ	F201359.D	08/23/21	21:56	11:57	(unrelated sample)
ZZZZZZ	F201360.D	08/23/21	22:24	12:25	(unrelated sample)
ZZZZZZ	F201361.D	08/23/21	22:52	12:53	(unrelated sample)
ZZZZZZ	F201362.D	08/23/21	23:20	13:21	(unrelated sample)

Internal Standard Area Summary

Job Number: JD30019
Account: SESINJPB SESI Consulting Engineers
Project: Ossining Investigation, 136-140 Croton Avnue, Ossining, NY

Check Std:	EF8811-CC8747	**Injection Date:**	08/20/21
Lab File ID:	F201310.D	**Injection Time:**	23:22
Instrument ID:	GCMSF	**Method:**	SW846 8270E

	IS 1 AREA	RT	IS 2 AREA	RT	IS 3 AREA	RT	IS 4 AREA	RT	IS 5 AREA	RT	IS 6 AREA	RT
Check Std	284218	4.62	1095862	5.54	643825	6.94	1206129	8.80	1223690	14.06	1200012	17.10
Upper Limit [a]	568436	5.12	2191724	6.04	1287650	7.44	2412258	9.30	2447380	14.56	2400024	17.60
Lower Limit [b]	142109	4.12	547931	5.04	321913	6.44	603065	8.30	611845	13.56	600006	16.60

Lab Sample ID	IS 1 AREA	RT	IS 2 AREA	RT	IS 3 AREA	RT	IS 4 AREA	RT	IS 5 AREA	RT	IS 6 AREA	RT
OP34963-MB1	290405	4.62	1124928	5.54	656832	6.94	1223245	8.80	1138275	14.05	1131305	17.10
OP34963-BS1	281370	4.62	1080873	5.54	632300	6.94	1194785	8.80	1154254	14.06	1126028	17.10
JD30019-1	269683	4.62	1033667	5.54	611518	6.94	1128535	8.80	1054175	14.05	1078202	17.10
JD30019-4	260495	4.62	1016684	5.54	579991	6.93	1078997	8.80	1002100	14.05	986428	17.09
JD30019-5	248878	4.62	956594	5.54	562342	6.93	1051601	8.80	982109	14.05	984326	17.10
JD30019-6	260682	4.62	1003788	5.54	599135	6.94	1130731	8.80	1071853	14.05	1049846	17.09
ZZZZZZ	225597	4.63	869001	5.54	547262	6.93	1056723	8.80	954505	14.05	986852	17.10
ZZZZZZ	276522	4.62	1068461	5.54	632940	6.93	1161416	8.80	1057829	14.06	1132241	17.11
ZZZZZZ	283101	4.62	1127705	5.54	668651	6.93	1255105	8.80	1080677	14.05	1077968	17.10
ZZZZZZ	265756	4.63	1000664	5.54	634962	6.94	1151653	8.80	1124905	14.09	1199235	17.15
ZZZZZZ	280268	4.62	1090854	5.54	655897	6.94	1197009	8.80	1065775	14.06	1131384	17.10
ZZZZZZ	257163	4.63	1004870	5.54	607235	6.94	1173387	8.80	1150855	14.08	1203150	17.15
ZZZZZZ	286664	4.62	1141618	5.54	672351	6.94	1233538	8.80	1081946	14.06	1123617	17.10
ZZZZZZ	284805	4.62	1117548	5.54	663212	6.94	1199498	8.80	1172631	14.08	1122043	17.15
ZZZZZZ	287449	4.62	1153040	5.54	677039	6.94	1260058	8.80	1144849	14.06	1180255	17.10
ZZZZZZ	286973	4.62	1128902	5.54	646291	6.94	1173574	8.80	1148779	14.10	1155811	17.18
ZZZZZZ	288321	4.62	1140211	5.54	687208	6.94	1281269	8.80	1154275	14.06	1200261	17.11
JD30019-3	305815	4.62	1183239	5.54	658838	6.94	1228302	8.80	1172542	14.06	1219616	17.11
OP34963-MS	301829	4.62	1152168	5.54	684925	6.94	1256669	8.80	1117103	14.07	1116695	17.11
OP34963-MSD	274605	4.63	1065973	5.54	651085	6.94	1222612	8.80	1159357	14.06	1161785	17.11
JD29998-2	269503	4.62	1055059	5.54	639775	6.94	1203735	8.80	1160102	14.06	1173662	17.10
ZZZZZZ	310499	4.62	1183748	5.54	692480	6.94	1241676	8.80	1271043	14.12	1272846	17.22

IS 1 = 1,4-Dichlorobenzene-d4
IS 2 = Naphthalene-d8
IS 3 = Acenaphthene-D10
IS 4 = Phenanthrene-d10
IS 5 = Chrysene-d12
IS 6 = Perylene-d12

(a) Upper Limit = + 100% of check standard area; Retention time + 0.5 minutes.
(b) Lower Limit = -50% of check standard area; Retention time -0.5 minutes.

Internal Standard Area Summary

Job Number: JD30019
Account: SESINJPB SESI Consulting Engineers
Project: Ossining Investigation, 136-140 Croton Avnue, Ossining, NY

Check Std:	EF8812-CC8747	**Injection Date:**	08/23/21
Lab File ID:	F201338.D	**Injection Time:**	10:14
Instrument ID:	GCMSF	**Method:**	SW846 8270E

	IS 1 AREA	RT	IS 2 AREA	RT	IS 3 AREA	RT	IS 4 AREA	RT	IS 5 AREA	RT	IS 6 AREA	RT
Check Std	383870	4.61	1542716	5.54	939798	6.94	1789135	8.80	1751830	14.07	1736313	17.11
Upper Limit [a]	767740	5.11	3085432	6.04	1879596	7.44	3578270	9.30	3503660	14.57	3472626	17.61
Lower Limit [b]	191935	4.11	771358	5.04	469899	6.44	894568	8.30	875915	13.57	868157	16.61

Lab Sample ID	IS 1 AREA	RT	IS 2 AREA	RT	IS 3 AREA	RT	IS 4 AREA	RT	IS 5 AREA	RT	IS 6 AREA	RT
OP34971-MB1	354527	4.61	1371190	5.54	819815	6.94	1519283	8.81	1394962	14.07	1374625	17.12
OP34971-BS1	363165	4.61	1383058	5.54	803842	6.94	1447434	8.81	1277257	14.07	1235637	17.11
OP34971-BSD	345615	4.61	1300427	5.54	751493	6.94	1371186	8.80	1256362	14.07	1246129	17.11
ZZZZZZ	383183	4.61	1442999	5.53	804180	6.94	1421405	8.80	1220745	14.06	1266103	17.11
ZZZZZZ	394637	4.61	1487829	5.54	819881	6.94	1446252	8.81	1193745	14.07	1231087	17.12
ZZZZZZ	424333	4.62	1657821	5.54	959697	6.94	1682498	8.81	1638408	14.13	1718597	17.22
OP34971-MS	341453	4.62	1315770	5.54	761375	6.94	1361611	8.81	1162247	14.08	1225353	17.13
OP34971-MSD	380842	4.61	1451644	5.54	820227	6.94	1470074	8.81	1266887	14.08	1272739	17.12
JD30019-2 [c]	515010	4.61	1975715	5.54	1110336	6.94	1944724	8.81	1709497	14.08	1717117	17.13
JD30032-2	362936	4.62	1400177	5.54	778368	6.94	1402456	8.81	1219109	14.07	1232870	17.12
ZZZZZZ	364475	4.61	1407428	5.54	786628	6.94	1422252	8.81	1203568	14.07	1198664	17.12
ZZZZZZ	408594	4.61	1548766	5.54	885793	6.94	1594580	8.81	1379245	14.07	1364740	17.12
ZZZZZZ	376332	4.61	1481544	5.54	831101	6.94	1490152	8.81	1322340	14.07	1291492	17.11
ZZZZZZ	383429	4.61	1511723	5.54	841467	6.94	1543662	8.81	1397185	14.07	1325206	17.11
ZZZZZZ	355527	4.61	1344387	5.54	766533	6.94	1383601	8.81	1163926	14.07	1154184	17.11
ZZZZZZ	336499	4.61	1306287	5.54	744058	6.94	1342606	8.80	1187298	14.07	1182825	17.11
ZZZZZZ	327084	4.62	1324847	5.54	788913	6.94	1456884	8.80	1271853	14.07	1267307	17.11
ZZZZZZ	383446	4.61	1470404	5.54	825486	6.94	1443605	8.80	1231233	14.07	1263094	17.12
ZZZZZZ	358505	4.61	1382431	5.54	768903	6.94	1398347	8.80	1263129	14.07	1266572	17.11
ZZZZZZ	346886	4.61	1354337	5.54	747288	6.94	1347935	8.80	1180834	14.07	1174248	17.11
ZZZZZZ	405688	4.61	1553890	5.54	859732	6.94	1522929	8.81	1286496	14.07	1276012	17.11
ZZZZZZ	377594	4.61	1440827	5.54	788525	6.94	1375175	8.81	1186501	14.07	1234112	17.12
ZZZZZZ	392897	4.61	1481461	5.54	822090	6.94	1440054	8.81	1247574	14.07	1312605	17.13

IS 1 = 1,4-Dichlorobenzene-d4
IS 2 = Naphthalene-d8
IS 3 = Acenaphthene-D10
IS 4 = Phenanthrene-d10
IS 5 = Chrysene-d12
IS 6 = Perylene-d12

(a) Upper Limit = + 100% of check standard area; Retention time + 0.5 minutes.
(b) Lower Limit = -50% of check standard area; Retention time -0.5 minutes.
(c) Dilution required due to viscosity of the extract matrix.

Surrogate Recovery Summary

Job Number: JD30019
Account: SESINJPB SESI Consulting Engineers
Project: Ossining Investigation, 136-140 Croton Avnue, Ossining, NY

Method: SW846 8270E **Matrix:** SO

Samples and QC shown here apply to the above method

Lab Sample ID	Lab File ID	S1	S2	S3	S4	S5	S6
JD30019-1	F201315.D	68	62	76	73	70	84
JD30019-2	F201363.D	54	49	53	57	56	60
JD30019-3	F201330.D	62	59	71	66	69	73
JD30019-4	F201316.D	74	70	81	83	79	89
JD30019-5	F201317.D	60	56	61	67	63	73
JD30019-6	F201318.D	66	62	66	75	70	77
OP34963-BS1	F201313.D	82	78	90	87	83	86
OP34963-MB1	F201312.D	82	77	87	87	85	94
OP34963-MS	F201331.D	6* [a]	38	0* [a]	82	82	92
OP34963-MSD	F201332.D	2* [a]	33	0* [a]	80	77	86

Surrogate Compounds	Recovery Limits
S1 = 2-Fluorophenol	7-101%
S2 = Phenol-d5	12-101%
S3 = 2,4,6-Tribromophenol	10-127%
S4 = Nitrobenzene-d5	15-114%
S5 = 2-Fluorobiphenyl	22-104%
S6 = Terphenyl-d14	23-121%

(a) Outside control limits due to matrix interference.

Initial Calibration Summary

Job Number: JD30019 **Sample:** EF8747-ICC8747
Account: SESINJPB SESI Consulting Engineers **Lab FileID:** F200134.D
Project: Ossining Investigation, 136-140 Croton Avnue, Ossining, NY

Response Factor Report GCMSF

Method : C:\MSDCHEM\1\METHODS\MF8747.M (RTE Integrator)
Title : Semi Volatile Extractables by GC/MS
Last Update : Sat Jun 26 09:41:21 2021
Response via : Initial Calibration

Calibration Files
2 =F200130.D 5 =F200131.D 25 =F200133.D 80 =F200135.D
100 =F200136.D 50 =F200134.D 10 =F200132.D 1 =F200129.D

Compound	2	5	25	80	100	50	10	1	Avg	%RSD
1) I 1,4-Dichlorobenzene-d	ISTD									
2) 1,4-Dioxane	0.608	0.588	0.516	0.535	0.520	0.530	0.536	0.552	0.548	6.05
3) Pyridine	1.306	1.345	1.444	1.490	1.484	1.456	1.349	1.335	1.401	5.32
4) N-Nitrosodim	0.775	0.703	0.709	0.738	0.725	0.732	0.681	0.745	0.726	3.94
5) 2-Fluorophen	1.193	1.150	1.215	1.295	1.315	1.276	1.201	1.152	1.225	5.18
6) Indene	2.249	2.104	2.234	2.391	2.457	2.297	2.186	2.125	2.255	5.46
7) Cumene	3.143	3.130	3.243	3.474	3.515	3.398	3.157	3.109	3.271	5.08
8) Phenol-d5	1.659	1.525	1.673	1.751	1.779	1.679	1.639	1.575	1.660	5.04
9) Phenol	1.639	1.550	1.661	1.779	1.860	1.721	1.665	1.565	1.680	6.22
10) Aniline	2.160	2.018	2.044	2.208	2.246	2.124	2.063	1.916	2.097	5.16
11) bis(2-Chloro	1.252	1.188	1.210	1.267	1.297	1.225	1.169	1.255	1.233	3.47
12) 2-Chlorophen	1.275	1.254	1.333	1.389	1.405	1.340	1.336	1.273	1.326	4.14
13) Decane	1.236	1.073	1.120	1.152	1.184	1.129	1.106	1.122	1.140	4.43
14) 1,3-Dichloro	1.565	1.410	1.507	1.591	1.614	1.544	1.451	1.560	1.530	4.57
15) 1,4-Dichloro	1.584	1.503	1.522	1.601	1.656	1.562	1.489	1.545	1.558	3.55
16) Benzyl alcoh	0.823	0.801	0.861	0.956	0.951	0.892	0.864	0.772	0.865	7.69
17) 1,2-Dichloro	1.446	1.440	1.432	1.493	1.551	1.455	1.415	1.337	1.446	4.26
18) Acetophenone	1.896	1.764	1.940	2.128	2.139	2.045	1.852	1.845	1.951	7.11
19) 2-Methylphen	1.168	1.064	1.233	1.300	1.325	1.235	1.200	1.129	1.207	7.13
20) 2,2'-oxybis(	0.393	0.345	0.347	0.363	0.377	0.353	0.358	0.335	0.359	5.16
21) 3&4-Methylph	1.209	1.203	1.367	1.476	1.527	1.400	1.276	1.219	1.335	9.49
22) n-Nitroso-di	0.977	0.950	1.019	1.022	1.028	1.014	0.979	0.804	0.974	7.61
23) Hexachloroet	0.532	0.551	0.560	0.584	0.593	0.573	0.533	0.544	0.559	4.13
24) I Naphthalene-d8	ISTD									
25) Nitrobenzene	0.384	0.377	0.393	0.406	0.410	0.408	0.376	0.338	0.386	6.21
26) Nitrobenzene	0.403	0.386	0.401	0.417	0.413	0.414	0.407	0.370	0.401	3.95
27) Quinoline	0.599	0.601	0.628	0.664	0.693	0.652	0.601	0.596	0.629	5.80
28) Isophorone	0.602	0.680	0.704	0.743	0.765	0.733	0.660	0.629	0.689	8.29
29) 2-Nitropheno	0.147	0.154	0.184	0.197	0.200	0.191	0.174	0.174	0.178	10.85
30) 2,4-Dimethyl	0.375	0.366	0.381	0.402	0.409	0.393	0.373	0.337	0.379	6.04
31) Benzoic acid		0.189	0.253	0.281	0.293	0.278	0.222		0.253	15.88
----- Quadratic regression -----								Coefficient =		0.9997
Response Ratio = -0.01048 + 0.26592 *A + 0.01190 *A^2										
32) bis(2-Chloro	0.355	0.381	0.394	0.415	0.420	0.406	0.382	0.371	0.391	5.76
33) 2,4-Dichloro	0.264	0.263	0.289	0.305	0.312	0.291	0.280	0.268	0.284	6.48
34) 2,6-Dichloro	0.275	0.268	0.284	0.312	0.318	0.300	0.273	0.239	0.284	9.12
35) 1,3,5-Trichl	0.339	0.324	0.334	0.358	0.365	0.348	0.321	0.335	0.341	4.51
36) 1,2,4-Trichl	0.337	0.302	0.324	0.340	0.344	0.330	0.313	0.337	0.328	4.44
37) 1,2,3-Trichl	0.286	0.300	0.303	0.320	0.331	0.310	0.297	0.279	0.303	5.63
38) Naphthalene	0.972	0.954	0.986	1.065	1.093	1.057	0.962	0.975	1.008	5.40
39) 4-Chloroanil	0.383	0.386	0.421	0.453	0.472	0.428	0.377	0.381	0.413	8.87
40) 2,3-Dichloro	0.325	0.347	0.363	0.385	0.399	0.372	0.346	0.311	0.356	8.34
41) Hydroquinone	0.258	0.280	0.318	0.341	0.354	0.324	0.287	0.229	0.299	14.40
42) Hexachlorobu	0.194	0.195	0.208	0.213	0.220	0.207	0.197	0.203	0.205	4.52

Initial Calibration Summary

Job Number: JD30019 **Sample:** EF8747-ICC8747
Account: SESINJPB SESI Consulting Engineers **Lab FileID:** F200134.D
Project: Ossining Investigation, 136-140 Croton Avnue, Ossining, NY

43)	4-Chloro-3-m	0.266	0.286	0.306	0.331	0.345	0.322	0.299	0.279	0.304	8.89
44)	2-Methylnaph	0.561	0.550	0.583	0.634	0.638	0.598	0.549	0.546	0.582	6.48
45)	1-Methylnaph	0.577	0.594	0.622	0.660	0.692	0.636	0.628	0.594	0.625	6.06
46)	I Acenaphthene-d10	----------ISTD----------									
47)	Hexachlorocy	0.318	0.313	0.350	0.381	0.404	0.376	0.331	0.332	0.351	9.44
48)	1,2,4,5-tetr	0.584	0.605	0.598	0.637	0.661	0.623	0.588	0.564	0.607	5.16
49)	2,4,6-Trichl	0.367	0.394	0.411	0.437	0.448	0.422	0.367	0.356	0.400	8.63
50)	2,4,5-Trichl	0.364	0.384	0.410	0.428	0.457	0.429	0.396	0.366	0.404	8.13
51)	2-Fluorobiph	1.276	1.248	1.334	1.385	1.460	1.388	1.274	1.278	1.330	5.60
52)	2-Chloronaph	1.140	1.095	1.124	1.173	1.221	1.170	1.091	1.064	1.135	4.58
53)	Biphenyl	1.399	1.377	1.458	1.537	1.605	1.524	1.445	1.426	1.472	5.27
54)	2-Nitroanili	0.336	0.330	0.375	0.380	0.398	0.388	0.344	0.304	0.357	9.23
55)	Dimethylphth	1.246	1.236	1.284	1.311	1.419	1.331	1.283	1.139	1.281	6.32
56)	Acenaphthyle	1.292	1.245	1.380	1.438	1.526	1.419	1.362	1.238	1.363	7.36
57)	2,6-Dinitrot	0.236	0.237	0.279	0.287		0.289	0.260	0.185	0.253	14.68
58)	3-Nitroanili	0.254	0.248	0.306	0.313	0.333	0.310	0.282	0.235	0.285	12.61
59)	Acenaphthene	1.136	1.105	1.139	1.149	1.233	1.176	1.128	1.075	1.143	4.13
60)	2,4-Dinitrop	0.131	0.158	0.202	0.226	0.247	0.222	0.181		0.195	21.00
	----- Quadratic regression -----									Coefficient =	0.9994
	Response Ratio = -0.00720 + 0.19324 *A + 0.01048 *A^2										
61)	4-Nitropheno	0.190	0.230	0.237	0.251	0.239	0.207		0.226		10.13
62)	Dibenzofuran	1.626	1.504	1.579	1.656	1.742	1.624	1.554	1.546	1.604	4.65
63)	2,4-Dinitrot	0.318	0.334	0.386	0.402	0.438	0.402	0.354	0.309	0.368	12.53
64)	2,3,4,6-Tetr	0.276	0.321	0.347	0.353	0.382	0.356	0.343	0.260	0.330	12.65
65)	Diethylphtha	1.194	1.239	1.305	1.365	1.441	1.355	1.251	1.173	1.290	7.16
66)	Fluorene	1.275	1.210	1.306	1.405	1.481	1.346	1.304	1.140	1.309	8.15
67)	4-Chlorophen	0.627	0.638	0.641	0.683	0.730	0.675	0.636	0.592	0.653	6.44
68)	4-Nitroanili	0.284	0.261	0.311	0.321	0.341	0.324	0.290		0.305	9.02
69)	I Phenanthrene-d10	----------ISTD----------									
70)	4,6-Dinitro-	0.099	0.126	0.145	0.148	0.142	0.113		0.129		15.49
	----- Quadratic regression -----									Coefficient =	0.9996
	Response Ratio = -0.00515 + 0.13467 *A + 0.00650 *A^2										
71)	n-Nitrosodip	0.602	0.571	0.630	0.670	0.674	0.656	0.610	0.589	0.625	6.15
72)	1,2-Diphenyl	0.721	0.748	0.791	0.827	0.825	0.829	0.772	0.692	0.776	6.70
73)	2,4,6-Tribro	0.083	0.092	0.110	0.114	0.118	0.118	0.102		0.105	13.08
74)	4-Bromopheny	0.205	0.202	0.208	0.224	0.229	0.220	0.214	0.188	0.211	6.38
75)	Hexachlorobe	0.217	0.235	0.230	0.242	0.245	0.240	0.230	0.221	0.232	4.25
76)	Pentachlorop	0.121	0.139	0.160	0.176	0.179	0.173	0.150	0.140	0.155	13.48
77)	Phenanthrene	0.965	0.983	1.021	1.069	1.094	1.068	1.024	1.088	1.039	4.64
78)	Anthracene	0.941	0.977	1.032	1.122	1.132	1.094	1.017	0.906	1.028	8.18
79)	Carbazole	0.879	0.885	0.929	0.978	1.016	0.974	0.910	0.794	0.921	7.61
80)	Di-n-butylph	0.988	1.014	1.178	1.281	1.293	1.253	1.112	0.950	1.134	12.16
81)	Fluoranthene	1.061	1.056	1.110	1.191	1.214	1.170	1.118	0.960	1.110	7.52
82)	Octadecane	0.340	0.353	0.389	0.404	0.405	0.405	0.365	0.340	0.375	7.76
83)	I Chrysene-d12	----------ISTD----------									
84)	Benzidine	0.510	0.541	0.620	0.714	0.775	0.690	0.550		0.628	15.98
	----- Quadratic regression -----									Coefficient =	0.9996
	Response Ratio = -0.00490 + 0.57820 *A + 0.07715 *A^2										
85)	Pyrene	1.161	1.225	1.249	1.281	1.317	1.319	1.240	1.217	1.251	4.26
86)	Terphenyl-d1	0.920	0.933	0.978	1.001	0.980	0.913		0.954		3.87
87)	Butylbenzylp	0.415	0.461	0.534	0.574	0.578	0.580	0.492		0.519	12.52
88)	Benzo[a]anth	1.099	1.088	1.154	1.218	1.238	1.205	1.115	1.165	1.160	4.89
89)	3,3'-Dichlor	0.317	0.366	0.417	0.468	0.479	0.457	0.401		0.415	14.23
90)	Chrysene	1.179	1.111	1.142	1.191	1.221	1.189	1.145	1.145	1.165	3.05

Initial Calibration Summary

Job Number: JD30019 **Sample:** EF8747-ICC8747
Account: SESINJPB SESI Consulting Engineers **Lab FileID:** F200134.D
Project: Ossining Investigation, 136-140 Croton Avnue, Ossining, NY

```
 91) bis(2-Ethylh 0.511 0.590 0.754 0.817 0.837 0.807 0.680       0.714  17.49
          ----- Quadratic regression -----                 Coefficient =  0.9997
               Response Ratio = -0.01572 + 0.75997 *A + 0.03388 *A^2


 92) I   Perylene-d12          ----------------ISTD--------------------
 93) Di-n-octylph 0.887 0.955 1.359 1.500 1.530 1.450 1.116       1.257  21.27
          ----- Quadratic regression -----                 Coefficient =  0.9993
               Response Ratio = -0.03259 + 1.33669 *A + 0.08693 *A^2

 94) Benzo[b]fluo 1.066 1.128 1.244 1.292 1.309 1.228 1.163 0.952 1.173  10.34
 95) Benzo[k]fluo 1.033 1.072 1.131 1.209 1.219 1.219 1.133 1.040 1.132   6.92
 96) Benzo[a]pyre 0.896 0.941 1.120 1.209 1.210 1.157 1.033 0.811 1.047  14.46
 97) Indeno[1,2,3 0.811 0.848 0.960 1.050 1.070 1.029 0.909 0.758 0.929  12.57
 98) Dibenz(a,h)a       0.773 0.900 1.001 1.005 0.960 0.819       0.910  10.67
 99) Dibenz[a,h]a 0.917 0.940 1.050 1.156 1.173 1.123 1.008 0.836 1.026  11.89
100) 7,12-Dimethy       0.417 0.521 0.587 0.600 0.555 0.444       0.521  14.51
101) Benzo[g,h,i] 0.966 1.006 1.099 1.177 1.187 1.127 1.047 0.981 1.074   8.05


 ------------------------------------------------------------------------------
 (#) = Out of Range  ###  Number of calibration levels exceeded format  ###

           MF8747.M          Sat Jun 26 09:43:22 2021
```

8.7.1

8

Initial Calibration Verification

Job Number: JD30019 **Sample:** EF8747-ICV8747
Account: SESINJPB SESI Consulting Engineers **Lab FileID:** F200137.D
Project: Ossining Investigation, 136-140 Croton Avnue, Ossining, NY

Evaluate Continuing Calibration Report

Data File : C:\MSDCHEM\1\DATA\EF8747\F200137.D Vial: 10
Acq On : 26 Jun 2021 6:09 am Operator: chriss2
Sample : icv8747-50 Inst : GCMSF
Misc : op30563,ef8747,1000,,,1,1 Multiplr: 1.00
MS Integration Params: rteint.p

Method : C:\MSDCHEM\1\METHODS\MF8747.M (RTE Integrator)
Title : Semi Volatile Extractables by GC/MS
Last Update : Sat Jun 26 11:52:59 2021
Response via : Multiple Level Calibration

Min. RRF : 0.050 Min. Rel. Area : 50% Max. R.T. Dev 0.50min
Max. RRF Dev : 20% Max. Rel. Area : 200%

		Compound	AvgRF	CCRF	%Dev	Area%	Dev(min)	R.T.
1	I	1,4-Dichlorobenzene-d4	1.000	1.000	0.0	113	0.00	4.65
2	t	1,4-Dioxane	0.548	0.446	18.6	95	0.00	2.18
6	t	Indene	2.255	2.147	4.8	105	0.00	4.83
7	t	Cumene	3.271	3.029	7.4	101	0.00	4.05
11	t	bis(2-Chloroethyl)ether	1.233	1.124	8.8	104	0.00	4.45
13	t	Decane	1.140	1.005	11.8	100	0.00	4.53
14	t	1,3-Dichlorobenzene	1.530	1.404	8.2	103	0.00	4.60
15	t	1,4-Dichlorobenzene	1.558	1.397	10.3	101	0.00	4.66
16	t	Benzyl alcohol	0.865	0.798	7.7	101	0.00	4.75
17	t	1,2-Dichlorobenzene	1.446	1.311	9.3	102	0.00	4.77
18	t	Acetophenone	1.951	1.740	10.8	96	0.00	4.94
20	t	2,2'-oxybis(1-Chloropropa	0.359	0.319	11.1	102	0.00	4.85
23	t	Hexachloroethane	0.559	0.516	7.7	102	0.00	5.02
24	I	Naphthalene-d8	1.000	1.000	0.0	115	0.00	5.57
26	t	Nitrobenzene	0.401	0.358	10.7	100	0.00	5.06
27	t	Quinoline	0.629	0.598	4.9	106	0.00	5.82
28	t	Isophorone	0.689	0.663	3.8	105	0.00	5.23

		----------	AvgRF	CCRF	% Dev	----------		
32	t	bis(2-Chloroethoxy)methan	0.391	0.362	7.4	103	0.00	5.39
35		1,3,5-Trichlorobenzene	0.341	0.313	8.2	104	0.00	5.30
36	t	1,2,4-Trichlorobenzene	0.328	0.298	9.1	104	0.00	5.53
37		1,2,3-Trichlorobenzene	0.303	0.284	6.3	106	0.00	5.69
38	t	Naphthalene	1.008	0.939	6.8	103	0.00	5.59
40	t	2,3-Dichloroaniline	0.356	0.318	10.7	98	0.00	6.30
42	t	Hexachlorobutadiene	0.205	0.190	7.3	106	0.00	5.67
44	t	2-Methylnaphthalene	0.582	0.545	6.4	105	0.00	6.08
45	t	1-Methylnaphthalene	0.625	0.585	6.4	106	0.00	6.16

Initial Calibration Verification

Job Number: JD30019 **Sample:** EF8747-ICV8747
Account: SESINJPB SESI Consulting Engineers **Lab FileID:** F200137.D
Project: Ossining Investigation, 136-140 Croton Avnue, Ossining, NY

46	I	Acenaphthene-d10	1.000	1.000	0.0	118	0.00	6.97
47	t	Hexachlorocyclopentadiene	0.351	0.292	16.8	92	0.00	6.20
48	t	1,2,4,5-tetrachlorobenzen	0.607	0.545	10.2	104	0.00	6.21
52	t	2-Chloronaphthalene	1.135	1.063	6.3	107	0.00	6.47
53	t	Biphenyl	1.472	1.360	7.6	106	0.00	6.45
55	t	Dimethylphthalate	1.281	1.215	5.2	108	0.00	6.71
57	t	2,6-Dinitrotoluene	0.253	0.266	-5.1	109	0.00	6.77
59	t	Acenaphthene	1.143	1.052	8.0	106	0.00	7.01
		----------	AvgRF	CCRF	% Dev	----------		
62	t	Dibenzofuran	1.604	1.477	7.9	108	0.00	7.19
63	t	2,4-Dinitrotoluene	0.368	0.352	4.3	103	0.00	7.16
65	t	Diethylphthalate	1.290	1.234	4.3	108	0.00	7.44
66	t	Fluorene	1.309	1.239	5.3	109	0.00	7.57
67	t	4-Chlorophenyl-phenylethe	0.653	0.601	8.0	105	0.00	7.57
69	I	Phenanthrene-d10	1.000	1.000	0.0	122	0.00	8.86
72	t	1,2-Diphenylhydrazine	0.776	0.722	7.0	106	0.00	7.77
74	t	4-Bromophenyl-phenylether	0.211	0.198	6.2	109	0.00	8.21
75	t	Hexachlorobenzene	0.232	0.212	8.6	107	0.00	8.27
77	t	Phenanthrene	1.039	0.955	8.1	109	0.00	8.89
78	t	Anthracene	1.028	0.907	11.8	101	0.00	8.97
79	t	Carbazole	0.921	0.865	6.1	108	0.00	9.25
80	t	Di-n-butylphthalate	1.134	1.129	0.4	109	0.00	9.98
81	t	Fluoranthene	1.110	1.066	4.0	111	0.00	11.04
82	t	Octadecane	0.375	0.354	5.6	106	0.00	8.78
83	I	Chrysene-d12	1.000	1.000	0.0	122	0.00	14.14
		----------	AvgRF	CCRF	% Dev	----------		
85	t	Pyrene	1.251	1.182	5.5	110	0.00	11.48
87	t	Butylbenzylphthalate	0.519	0.525	-1.2	111	0.00	13.12
88	t	Benzo[a]anthracene	1.160	1.076	7.2	109	0.00	14.12
90	t	Chrysene	1.165	1.066	8.5	110	0.00	14.19
		----------	True	Calc.	% Drift	----------		
91	t	bis(2-Ethylhexyl)phthalat	50.000	46.611	6.8	111	0.00	14.56
		----------	AvgRF	CCRF	% Dev	----------		
92	I	Perylene-d12	1.000	1.000	0.0	98	0.00	17.18

Initial Calibration Verification

Job Number: JD30019 **Sample:** EF8747-ICV8747
Account: SESINJPB SESI Consulting Engineers **Lab FileID:** F200137.D
Project: Ossining Investigation, 136-140 Croton Avnue, Ossining, NY

			True	Calc.	% Drift			
93	t	Di-n-octylphthalate	50.000	56.891	-13.8	111	0.00	16.01
			AvgRF	CCRF	% Dev			
94	t	Benzo[b]fluoranthene	1.173	1.386	-18.2	111	0.00	16.43
95	t	Benzo[k]fluoranthene	1.132	1.296	-14.5	104	0.00	16.49
96	t	Benzo[a]pyrene	1.047	1.218	-16.3	103	0.00	17.07
97	t	Indeno[1,2,3-cd]pyrene	0.929	1.108	-19.3	106	0.00	19.13
98	t	Dibenz(a,h)acridine	0.910	1.073	-17.9	110	0.00	18.78
99	t	Dibenz[a,h]anthracene	1.026	1.227	-19.6	107	0.00	19.20
101	t	Benzo[g,h,i]perylene	1.074	1.236	-15.1	108	0.00	19.56

(#) = Out of Range SPCC's out = 0 CCC's out = 0
F200144A.D MF8747.M Mon Jun 28 09:18:10 2021

8.7.2

8

Initial Calibration Verification

Job Number: JD30019 **Sample:** EF8747-ICV8747
Account: SESINJPB SESI Consulting Engineers **Lab FileID:** F200138.D
Project: Ossining Investigation, 136-140 Croton Avnue, Ossining, NY

Evaluate Continuing Calibration Report

Data File : C:\MSDCHEM\1\DATA\EF8747\F200138.D Vial: 11
Acq On : 26 Jun 2021 6:35 am Operator: chriss2
Sample : icv8747-50 Inst : GCMSF
Misc : op30563,ef8747,1000,,,1,1 Multiplr: 1.00
MS Integration Params: rteint.p

Method : C:\MSDCHEM\1\METHODS\MF8747.M (RTE Integrator)
Title : Semi Volatile Extractables by GC/MS
Last Update : Sat Jun 26 09:41:21 2021
Response via : Multiple Level Calibration

Min. RRF : 0.050 Min. Rel. Area : 50% Max. R.T. Dev 0.50min
Max. RRF Dev : 20% Max. Rel. Area : 200%

		Compound	AvgRF	CCRF	%Dev	Area%	Dev(min)	R.T.
1	I	1,4-Dichlorobenzene-d4	1.000	1.000	0.0	118	0.00	4.65
9	t	Phenol	1.680	1.579	6.0	108	0.00	4.37
12	t	2-Chlorophenol	1.326	1.248	5.9	110	0.00	4.49
19	t	2-Methylphenol	1.207	1.156	4.2	110	0.00	4.82
21	t	3&4-Methylphenol	1.335	1.262	5.5	106	0.00	4.93
24	I	Naphthalene-d8	1.000	1.000	0.0	115	0.00	5.57
29	t	2-Nitrophenol	0.178	0.171	3.9	103	0.00	5.29
30	t	2,4-Dimethylphenol	0.379	0.369	2.6	108	0.00	5.32
		----------	True	Calc.	% Drift	----------		
31	t	Benzoic acid	50.000	46.844	6.3	105	0.00	5.39
		----------	AvgRF	CCRF	% Dev	----------		
33	t	2,4-Dichlorophenol	0.284	0.285	-0.4	113	0.00	5.46
34		2,6-Dichlorophenol	0.284	0.280	1.4	107	0.00	5.62
41	t	Hydroquinone	0.299	0.304	-1.7	108	0.00	5.84
43	t	4-Chloro-3-methylphenol	0.304	0.307	-1.0	110	0.00	5.96
46	I	Acenaphthene-d10	1.000	1.000	0.0	119	0.00	6.98
49	t	2,4,6-Trichlorophenol	0.400	0.380	5.0	107	0.00	6.30
50	t	2,4,5-Trichlorophenol	0.404	0.408	-1.0	113	0.00	6.32
		----------	True	Calc.	% Drift	----------		
60	t	2,4-Dinitrophenol	100.000	96.474	3.5	112	0.00	7.03
		----------	AvgRF	CCRF	% Dev	----------		
61	t	4-Nitrophenol	0.226	0.221	2.2	110	0.00	7.08

Initial Calibration Verification

Job Number: JD30019 **Sample:** EF8747-ICV8747
Account: SESINJPB SESI Consulting Engineers **Lab FileID:** F200138.D
Project: Ossining Investigation, 136-140 Croton Avnue, Ossining, NY

64		2,3,4,6-Tetrachlorophenol	0.330	0.330	0.0	111	0.00	7.31
69	I	Phenanthrene-d10	1.000	1.000	0.0	121	0.00	8.86
			True	Calc.	% Drift			
70	t	4,6-Dinitro-2-methylpheno	50.000	45.745	8.5	107	0.00	7.62
76	t	Pentachlorophenol	0.155	0.159	-2.6	111	0.00	8.56

(#) = Out of Range SPCC's out = 0 CCC's out = 0
F200134.D MF8747.M Sat Jun 26 09:43:37 2021

8.7.3

8

Initial Calibration Verification

Job Number: JD30019 **Sample:** EF8747-ICV8747
Account: SESINJPB SESI Consulting Engineers **Lab FileID:** F200139.D
Project: Ossining Investigation, 136-140 Croton Avnue, Ossining, NY

Evaluate Continuing Calibration Report

Data File : C:\MSDCHEM\1\DATA\EF8747\F200139.D Vial: 12
Acq On : 26 Jun 2021 7:01 am Operator: chriss2
Sample : icv8747-50 Inst : GCMSF
Misc : op30563,ef8747,1000,,,1,1 Multiplr: 1.00
MS Integration Params: rteint.p

Method : C:\MSDCHEM\1\METHODS\MF8747.M (RTE Integrator)
Title : Semi Volatile Extractables by GC/MS
Last Update : Sat Jun 26 09:41:21 2021
Response via : Multiple Level Calibration

Min. RRF : 0.050 Min. Rel. Area : 50% Max. R.T. Dev 0.50min
Max. RRF Dev : 20% Max. Rel. Area : 200%

		Compound	AvgRF	CCRF	%Dev	Area%	Dev(min)	R.T.
1	I	1,4-Dichlorobenzene-d4	1.000	1.000	0.0	120	0.00	4.65
3	t	Pyridine	1.401	1.298	7.4	107	0.00	2.50
4	t	N-Nitrosodimethylamine	0.726	0.668	8.0	110	0.00	2.47
10	t	Aniline	2.097	2.014	4.0	114	0.00	4.40
22		n-Nitroso-di-n-propylamin	0.974	0.950	2.5	113	0.00	4.94
24	I	Naphthalene-d8	1.000	1.000	0.0	123	0.00	5.57
39	t	4-Chloroaniline	0.413	0.388	6.1	112	0.00	5.62
46	I	Acenaphthene-d10	1.000	1.000	0.0	124	0.00	6.97
54	t	2-Nitroaniline	0.357	0.363	-1.7	116	0.00	6.55
58	t	3-Nitroaniline	0.285	0.289	-1.4	115	0.00	6.93
68	t	4-Nitroaniline	0.305	0.285	6.6	109	0.00	7.58
69	I	Phenanthrene-d10	1.000	1.000	0.0	129	0.00	8.86
		----------	AvgRF	CCRF	% Dev	----------		
71	t	n-Nitrosodiphenylamine	0.625	0.580	7.2	114	0.00	7.72
83	I	Chrysene-d12	1.000	1.000	0.0	128	0.00	14.13
		----------	True	Calc.	% Drift	----------		
84	t	Benzidine	50.000	56.897	-13.8	144	0.00	11.39
89	t	3,3'-Dichlorobenzidine	0.415	0.417	-0.5	117	0.00	14.17

(#) = Out of Range SPCC's out = 0 CCC's out = 0
F200134.D MF8747.M Sat Jun 26 09:43:39 2021

8.7.4

Initial Calibration Summary

Job Number: JD30019 **Sample:** EF8748-ICC8748
Account: SESINJPB SESI Consulting Engineers **Lab FileID:** F200144.D
Project: Ossining Investigation, 136-140 Croton Avnue, Ossining, NY

Response Factor Report GCMSF

Method : C:\MSDCHEM\1\METHODS\MF8747.M (RTE Integrator)
Title : Semi Volatile Extractables by GC/MS
Last Update : Sat Jun 26 11:54:08 2021
Response via : Initial Calibration

Calibration Files
2 =F200148.D 5 =F200147.D 25 =F200145.D 80 =F200143.D
100 =F200142.D 50 =F200144.D 10 =F200146.D 1 =F200149.D

Compound	2	5	25	80	100	50	10	1	Avg	%RSD
157) I 1,4-Dichlorobenzene-d	ISTD									
158) Benzaldehyde	0.924	0.933	1.015	1.080	1.153	1.044	1.011	1.117	1.035	7.90
159) I Phenanthrene-d10b	ISTD									
160) Atrazine	0.139	0.173	0.186	0.207	0.217	0.189	0.181		0.185	13.52
161) I Naphthalene-d8b	ISTD									
162) Caprolactam	0.084	0.082	0.103	0.114	0.120	0.109	0.100	0.078	0.099	16.06

----- Quadratic regression ----- Coefficient = 0.9997
Response Ratio = -0.00071 + 0.09793 *A + 0.00876 *A^2

(#) = Out of Range ### Number of calibration levels exceeded format ###

MF8747.M Sat Jun 26 11:59:03 2021

8.7.5

8

Initial Calibration Verification

Job Number: JD30019 **Sample:** EF8748-ICV8747
Account: SESINJPB SESI Consulting Engineers **Lab FileID:** F200151.D
Project: Ossining Investigation, 136-140 Croton Avnue, Ossining, NY

Evaluate Continuing Calibration Report

Data File : C:\MSDCHEM\1\DATA\EF8747\F200151.D Vial: 23
Acq On : 26 Jun 2021 11:54 am Operator: chriss2
Sample : icv8747-50 Inst : GCMSF
Misc : op30563,ef8748,1000,,,1,1 Multiplr: 1.00
MS Integration Params: rteint.p

Method : C:\MSDCHEM\1\METHODS\MF8747.M (RTE Integrator)
Title : Semi Volatile Extractables by GC/MS
Last Update : Sat Jun 26 11:54:08 2021
Response via : Multiple Level Calibration

Min. RRF : 0.050 Min. Rel. Area : 50% Max. R.T. Dev 0.50min
Max. RRF Dev : 20% Max. Rel. Area : 200%

		Compound	AvgRF	CCRF	%Dev	Area%	Dev(min)	R.T.
1	I	1,4-Dichlorobenzene-d4	1.000	1.000	0.0	96	0.00	4.65
5	S	2-Fluorophenol	1.225	1.160	5.3	87	0.00	3.65
8	S	Phenol-d5	1.660	1.475	11.1	84	0.00	4.37
24	I	Naphthalene-d8	1.000	1.000	0.0	96	0.00	5.56
25	S	Nitrobenzene-d5	0.386	0.396	-2.6	93	0.00	5.05
46	I	Acenaphthene-d10	1.000	1.000	0.0	96	0.00	6.98
51	S	2-Fluorobiphenyl	1.330	1.359	-2.2	94	0.00	6.37
69	I	Phenanthrene-d10	1.000	1.000	0.0	96	0.00	8.85
73	S	2,4,6-Tribromophenol	0.105	0.099	5.7	80	0.00	7.86
83	I	Chrysene-d12	1.000	1.000	0.0	86	0.00	14.13
86	S	Terphenyl-d14	0.954	1.083	-13.5	95	0.00	11.93

(#) = Out of Range SPCC's out = 0 CCC's out = 0
F200144A.D MF8747.M Sat Jun 26 12:35:45 2021

8.7.6

Initial Calibration Verification

Job Number: JD30019 **Sample:** EF8748-ICV8747
Account: SESINJPB SESI Consulting Engineers **Lab FileID:** F200152.D
Project: Ossining Investigation, 136-140 Croton Avnue, Ossining, NY

Evaluate Continuing Calibration Report

Data File : C:\MSDCHEM\1\DATA\EF8747\F200152.D Vial: 24
Acq On : 26 Jun 2021 12:19 pm Operator: chriss2
Sample : icv8747-50 Inst : GCMSF
Misc : op30563,ef8748,1000,,,1,1 Multiplr: 1.00
MS Integration Params: rteint.p

Method : C:\MSDCHEM\1\METHODS\MF8747.M (RTE Integrator)
Title : Semi Volatile Extractables by GC/MS
Last Update : Sat Jun 26 11:52:59 2021
Response via : Multiple Level Calibration

Min. RRF : 0.050 Min. Rel. Area : 50% Max. R.T. Dev 0.50min
Max. RRF Dev : 20% Max. Rel. Area : 200%

		Compound	AvgRF	CCRF	%Dev	Area%	Dev(min)	R.T.
46	I	Acenaphthene-d10	1.000	1.000	0.0	98	0.00	6.98
56	t	Acenaphthylene	1.363	1.598	-17.2	111	0.00	6.84

			AvgRF	CCRF	% Dev			
92	I	Perylene-d12	1.000	1.000	0.0	101	0.00	17.18
100	t	7,12-Dimethylbenz(a)anthr	0.521	0.429	17.7	78	0.00	16.46

(#) = Out of Range SPCC's out = 0 CCC's out = 0
F200144A.D MF8747.M Mon Jun 28 09:21:20 2021

8.7.7

Initial Calibration Verification

Job Number: JD30019 **Sample:** EF8748-ICV8748
Account: SESINJPB SESI Consulting Engineers **Lab FileID:** F200153.D
Project: Ossining Investigation, 136-140 Croton Avnue, Ossining, NY

Evaluate Continuing Calibration Report

Data File : C:\MSDCHEM\1\DATA\EF8747\F200153.D Vial: 25
Acq On : 26 Jun 2021 12:46 pm Operator: chriss2
Sample : icv8748-50 Inst : GCMSF
Misc : op30563,ef8748,1000,,,1,1 Multiplr: 1.00
MS Integration Params: rteint.p

Method : C:\MSDCHEM\1\METHODS\MF8747.M (RTE Integrator)
Title : Semi Volatile Extractables by GC/MS
Last Update : Sat Jun 26 11:52:59 2021
Response via : Multiple Level Calibration

Min. RRF : 0.050 Min. Rel. Area : 50% Max. R.T. Dev 0.50min
Max. RRF Dev : 20% Max. Rel. Area : 200%

		Compound	AvgRF	CCRF	%Dev	Area%	Dev(min)	R.T.
157	I	1,4-Dichlorobenzene-d4b	1.000	1.000	0.0	113	0.00	4.65
158		Benzaldehyde	1.035	1.034	0.1	112	0.00	4.32
159	I	Phenanthrene-d10b	1.000	1.000	0.0	110	0.00	8.86
160		Atrazine	0.181	0.202	-11.6	117	0.01	8.47
161	I	Naphthalene-d8b	1.000	1.000	0.0	110	0.00	5.57
162		Caprolactam	0.099	0.109	-10.1	110	0.02	5.85

(#) = Out of Range SPCC's out = 0 CCC's out = 0
F200144A.D MF8747.M Mon Jun 28 09:23:56 2021

8.7.8

Continuing Calibration Summary

Job Number: JD30019 **Sample:** EF8811-CC8747
Account: SESINJPB SESI Consulting Engineers **Lab FileID:** F201310.D
Project: Ossining Investigation, 136-140 Croton Avnue, Ossining, NY

Evaluate Continuing Calibration Report

Data File : C:\msdchem\1\data\altheam\ef8811\f201310.d Vial: 2
Acq On : 20 Aug 2021 11:22 pm Operator: chriss2
Sample : cc8747-50 Inst : GCMSF
Misc : op34584,ef8811,1000,,,1,1 Multiplr: 1.00
MS Integration Params: rteint.p

Method : C:\MSDCHEM\1\METHODS\MF8747.M (RTE Integrator)
Title : Semi Volatile Extractables by GC/MS
Last Update : Mon Aug 23 02:54:27 2021
Response via : Multiple Level Calibration

Min. RRF : 0.050 Min. Rel. Area : 50% Max. R.T. Dev 0.50min
Max. RRF Dev : 20% Max. Rel. Area : 200%

		Compound	AvgRF	CCRF	%Dev	Area%	Dev(min)	R.T.
1	I	1,4-Dichlorobenzene-d4	1.000	1.000	0.0	64	0.00	4.62
2	t	1,4-Dioxane	0.548	0.502	8.4	60	0.00	2.15
3	t	Pyridine	1.401	1.337	4.6	59	0.00	2.48
4	t	N-Nitrosodimethylamine	0.726	0.712	1.9	62	0.00	2.45
5	S	2-Fluorophenol	1.225	1.209	1.3	60	0.00	3.63
6	t	Indene	2.255	2.281	-1.2	63	0.00	4.81
7	t	Cumene	3.271	3.427	-4.8	64	0.00	4.02
8	S	Phenol-d5	1.660	1.651	0.5	63	0.00	4.36
9	t	Phenol	1.680	1.771	-5.4	66	0.00	4.37
10	t	Aniline	2.097	2.092	0.2	63	0.00	4.37
11	t	bis(2-Chloroethyl)ether	1.233	1.226	0.6	64	0.00	4.43
12	t	2-Chlorophenol	1.326	1.340	-1.1	64	0.00	4.46
13	t	Decane	1.140	1.045	8.3	59	0.00	4.50
14	t	1,3-Dichlorobenzene	1.530	1.543	-0.8	64	0.00	4.57
15	t	1,4-Dichlorobenzene	1.558	1.540	1.2	63	0.00	4.63
16	t	Benzyl alcohol	0.865	0.699	19.2	50	0.00	4.72
17	t	1,2-Dichlorobenzene	1.446	1.463	-1.2	64	0.00	4.74
18	t	Acetophenone	1.951	2.047	-4.9	64	0.00	4.91
19	t	2-Methylphenol	1.207	1.403	-16.2	72	0.00	4.81
20	t	2,2'-oxybis(1-Chloropropa	0.359	0.393	-9.5	71	0.00	4.82
21	t	3&4-Methylphenol	1.335	1.351	-1.2	62	0.00	4.92
22		n-Nitroso-di-n-propylamin	0.974	1.077	-10.6	68	0.00	4.91
23	t	Hexachloroethane	0.559	0.580	-3.8	65	0.00	4.99
24	I	Naphthalene-d8	1.000	1.000	0.0	65	0.00	5.54
25	S	Nitrobenzene-d5	0.386	0.402	-4.1	64	0.00	5.02
26	t	Nitrobenzene	0.401	0.421	-5.0	66	0.00	5.04
27	t	Quinoline	0.629	0.658	-4.6	65	0.00	5.80
28	t	Isophorone	0.689	0.738	-7.1	65	0.00	5.21
29	t	2-Nitrophenol	0.178	0.191	-7.3	65	0.00	5.27
30	t	2,4-Dimethylphenol	0.379	0.404	-6.6	67	0.00	5.30
		----------	True	Calc.	% Drift	----------		
31	t	Benzoic acid	50.000	50.884	-1.8	65	0.00	5.38
		----------	AvgRF	CCRF	% Dev	----------		
32	t	bis(2-Chloroethoxy)methan	0.391	0.396	-1.3	63	0.00	5.36
33	t	2,4-Dichlorophenol	0.284	0.299	-5.3	67	0.00	5.44
34		2,6-Dichlorophenol	0.284	0.300	-5.6	65	0.00	5.60
35		1,3,5-Trichlorobenzene	0.341	0.350	-2.6	65	0.00	5.27
36	t	1,2,4-Trichlorobenzene	0.328	0.330	-0.6	65	0.00	5.50
37		1,2,3-Trichlorobenzene	0.303	0.320	-5.6	67	0.00	5.66

8.7.9

8

Continuing Calibration Summary

Job Number: JD30019 **Sample:** EF8811-CC8747
Account: SESINJPB SESI Consulting Engineers **Lab FileID:** F201310.D
Project: Ossining Investigation, 136-140 Croton Avnue, Ossining, NY

38	t	Naphthalene	1.008	1.023	-1.5	63	0.00	5.55
39	t	4-Chloroaniline	0.413	0.434	-5.1	65	0.00	5.59
40	t	2,3-Dichloroaniline	0.356	0.374	-5.1	65	0.00	6.27
41	t	Hydroquinone	0.299	0.327	-9.4	65	0.00	5.83
42	t	Hexachlorobutadiene	0.205	0.220	-7.3	69	0.00	5.64
43	t	4-Chloro-3-methylphenol	0.304	0.340	-11.8	68	0.00	5.94
44	t	2-Methylnaphthalene	0.582	0.621	-6.7	67	0.00	6.05
45	t	1-Methylnaphthalene	0.625	0.662	-5.9	67	0.00	6.13
46	I	Acenaphthene-d10	1.000	1.000	0.0	69	0.00	6.94
47	t	Hexachlorocyclopentadiene	0.351	0.338	3.7	62	0.00	6.17
48	t	1,2,4,5-tetrachlorobenzen	0.607	0.600	1.2	66	0.00	6.18
49	t	2,4,6-Trichlorophenol	0.400	0.414	-3.5	67	0.00	6.27
50	t	2,4,5-Trichlorophenol	0.404	0.437	-8.2	70	0.00	6.30
51	S	2-Fluorobiphenyl	1.330	1.369	-2.9	68	0.00	6.33
52	t	2-Chloronaphthalene	1.135	1.154	-1.7	68	0.00	6.44
53	t	Biphenyl	1.472	1.500	-1.9	67	0.00	6.42
54	t	2-Nitroaniline	0.357	0.385	-7.8	68	0.00	6.52
55	t	Dimethylphthalate	1.281	1.365	-6.6	70	0.00	6.68
56	t	Acenaphthylene	1.363	1.425	-4.5	69	0.00	6.80
57	t	2,6-Dinitrotoluene	0.253	0.306	-20.9#	73	0.00	6.74
58	t	3-Nitroaniline	0.285	0.313	-9.8	69	0.00	6.90
59	t	Acenaphthene	1.143	1.155	-1.0	67	0.00	6.97
			True	Calc.	% Drift			
60	t	2,4-Dinitrophenol	100.000	105.310	-5.3	71	0.00	7.00
			AvgRF	CCRF	% Dev			
61	t	4-Nitrophenol	0.226	0.259	-14.6	74	0.00	7.07
62	t	Dibenzofuran	1.604	1.622	-1.1	68	0.00	7.15
63	t	2,4-Dinitrotoluene	0.368	0.433	-17.7	74	0.00	7.13
64		2,3,4,6-Tetrachlorophenol	0.330	0.363	-10.0	70	0.00	7.27
65	t	Diethylphthalate	1.290	1.419	-10.0	72	0.00	7.40
66	t	Fluorene	1.309	1.358	-3.7	69	0.00	7.53
67	t	4-Chlorophenyl-phenylethe	0.653	0.704	-7.8	72	0.00	7.53
68	t	4-Nitroaniline	0.305	0.322	-5.6	68	0.00	7.56
69	I	Phenanthrene-d10	1.000	1.000	0.0	72	0.00	8.80
			True	Calc.	% Drift			
70	t	4,6-Dinitro-2-methylpheno	50.000	50.976	-2.0	72	0.00	7.59
			AvgRF	CCRF	% Dev			
71	t	n-Nitrosodiphenylamine	0.625	0.643	-2.9	71	0.00	7.68
72	t	1,2-Diphenylhydrazine	0.776	0.761	1.9	66	0.00	7.72
73	S	2,4,6-Tribromophenol	0.105	0.115	-9.5	70	0.00	7.82
74	t	4-Bromophenyl-phenylether	0.211	0.232	-10.0	76	0.00	8.16
75	t	Hexachlorobenzene	0.232	0.250	-7.8	75	0.00	8.23
76	t	Pentachlorophenol	0.155	0.175	-12.9	73	0.00	8.52
77	t	Phenanthrene	1.039	1.059	-1.9	71	0.00	8.84
78	t	Anthracene	1.028	1.087	-5.7	72	0.00	8.92
79	t	Carbazole	0.921	0.964	-4.7	71	0.00	9.20
80	t	Di-n-butylphthalate	1.134	1.288	-13.6	74	0.00	9.91
81	t	Fluoranthene	1.110	1.220	-9.9	75	0.00	10.97
82	t	Octadecane	0.375	0.386	-2.9	69	0.00	8.71
83	I	Chrysene-d12	1.000	1.000	0.0	79	0.01	14.06
			True	Calc.	% Drift			
84	t	Benzidine	50.000	47.250	5.5	72	0.00	11.33

Continuing Calibration Summary

Job Number: JD30019 **Sample:** EF8811-CC8747
Account: SESINJPB SESI Consulting Engineers **Lab FileID:** F201310.D
Project: Ossining Investigation, 136-140 Croton Avnue, Ossining, NY

			AvgRF	CCRF	% Dev			
85	t	Pyrene	1.251	1.237	1.1	74	0.00	11.41
86	S	Terphenyl-d14	0.954	0.976	-2.3	79	0.00	11.85
87	t	Butylbenzylphthalate	0.519	0.562	-8.3	77	0.00	13.04
88	t	Benzo[a]anthracene	1.160	1.218	-5.0	80	0.00	14.04
89	t	3,3'-Dichlorobenzidine	0.415	0.464	-11.8	80	0.00	14.09
90	t	Chrysene	1.165	1.188	-2.0	79	0.00	14.12

			True	Calc.	% Drift			
91	t	bis(2-Ethylhexyl)phthalat	50.000	50.111	-0.2	78	0.00	14.45

			AvgRF	CCRF	% Dev			
92	I	Perylene-d12	1.000	1.000	0.0	82	0.00	17.10

			True	Calc.	% Drift			
93	t	Di-n-octylphthalate	50.000	50.732	-1.5	81	0.00	15.91

			AvgRF	CCRF	% Dev			
94	t	Benzo[b]fluoranthene	1.173	1.297	-10.6	87	0.00	16.36
95	t	Benzo[k]fluoranthene	1.132	1.186	-4.8	80	0.00	16.42
96	t	Benzo[a]pyrene	1.047	1.190	-13.7	84	0.00	16.99
97	t	Indeno[1,2,3-cd]pyrene	0.929	1.042	-12.2	83	0.00	19.05
98	t	Dibenz(a,h)acridine	0.910	1.005	-10.4	86	0.00	18.69
99	t	Dibenz[a,h]anthracene	1.026	1.141	-11.2	83	0.00	19.11
100	t	7,12-Dimethylbenz(a)anthr	0.521	0.555	-6.5	82	0.00	16.38
101	t	Benzo[g,h,i]perylene	1.074	1.165	-8.5	85	0.00	19.48

(#) = Out of Range SPCC's out = 0 CCC's out = 0
f201311.d MF8747.M Mon Aug 23 02:54:55 2021

8.7.9

Continuing Calibration Summary

Job Number: JD30019 **Sample:** EF8811-CC8748
Account: SESINJPB SESI Consulting Engineers **Lab FileID:** F201311.D
Project: Ossining Investigation, 136-140 Croton Avnue, Ossining, NY

Evaluate Continuing Calibration Report

Data File : C:\msdchem\1\data\altheam\ef8811\f201311.d Vial: 3
Acq On : 20 Aug 2021 11:49 pm Operator: chriss2
Sample : cc8748-50 Inst : GCMSF
Misc : op34584,ef8811,1000,,,1,1 Multiplr: 1.00
MS Integration Params: rteint.p

Method : C:\MSDCHEM\1\METHODS\MF8747.M (RTE Integrator)
Title : Semi Volatile Extractables by GC/MS
Last Update : Mon Aug 23 02:54:27 2021
Response via : Multiple Level Calibration

Min. RRF : 0.050 Min. Rel. Area : 50% Max. R.T. Dev 0.50min
Max. RRF Dev : 20% Max. Rel. Area : 200%

	Compound	AvgRF	CCRF	%Dev	Area%	Dev(min)	R.T.
102 I	1,4-Dichlorobenzene-d4b	1.000	1.000	0.0	76	0.00	4.62
103	Benzaldehyde	1.035	1.060	-2.4	77	0.00	4.29
104 I	Phenanthrene-d10b	1.000	1.000	0.0	80	0.00	8.80
105	Atrazine	0.181	0.218	-20.4#	93	0.00	8.41
106 I	Naphthalene-d8b	1.000	1.000	0.0	75	0.00	5.54
107	Caprolactam	0.099	0.118	-19.2	81	0.00	5.84

(#) = Out of Range SPCC's out = 0 CCC's out = 0
f201311.d MF8747.M Mon Aug 23 02:55:22 2021

8.7.10

8

Continuing Calibration Summary

Job Number: JD30019 **Sample:** EF8812-CC8747
Account: SESINJPB SESI Consulting Engineers **Lab FileID:** F201338.D
Project: Ossining Investigation, 136-140 Croton Avnue, Ossining, NY

Evaluate Continuing Calibration Report

Data File : C:\MSDCHEM\1\DATA\EF8812\F201338.D Vial: 2
Acq On : 23 Aug 2021 10:14 am Operator: kristis
Sample : cc8747-25 Inst : GCMSF
Misc : op34584,ef8812,1000,,,1,1 Multiplr: 1.00
MS Integration Params: rteint.p

Method : C:\MSDCHEM\1\METHODS\MF8747.M (RTE Integrator)
Title : Semi Volatile Extractables by GC/MS
Last Update : Mon Aug 23 15:15:04 2021
Response via : Multiple Level Calibration

Min. RRF : 0.050 Min. Rel. Area : 50% Max. R.T. Dev 0.50min
Max. RRF Dev : 20% Max. Rel. Area : 200%

		Compound	AvgRF	CCRF	%Dev	Area%	Dev(min)	R.T.
1	I	1,4-Dichlorobenzene-d4	1.000	1.000	0.0	87	0.00	4.61
2	t	1,4-Dioxane	0.548	0.479	12.6	81	0.00	2.15
3	t	Pyridine	1.401	1.268	9.5	77	0.00	2.49
4	t	N-Nitrosodimethylamine	0.726	0.655	9.8	81	0.00	2.45
5	S	2-Fluorophenol	1.225	1.187	3.1	85	0.00	3.64
6	t	Indene	2.255	2.299	-2.0	90	0.00	4.80
7	t	Cumene	3.271	3.276	-0.2	88	0.00	4.02
8	S	Phenol-d5	1.660	1.636	1.4	85	0.00	4.36
9	t	Phenol	1.680	1.710	-1.8	90	0.00	4.37
10	t	Aniline	2.097	2.109	-0.6	90	0.00	4.37
11	t	bis(2-Chloroethyl)ether	1.233	1.226	0.6	89	0.00	4.42
12	t	2-Chlorophenol	1.326	1.324	0.2	87	0.00	4.46
13	t	Decane	1.140	1.050	7.9	82	0.00	4.49
14	t	1,3-Dichlorobenzene	1.530	1.505	1.6	87	0.00	4.57
15	t	1,4-Dichlorobenzene	1.558	1.498	3.9	86	0.00	4.63
17	t	1,2-Dichlorobenzene	1.446	1.477	-2.1	90	0.00	4.74
18	t	Acetophenone	1.951	2.035	-4.3	92	0.00	4.91
19	t	2-Methylphenol	1.207	1.330	-10.2	94	0.00	4.81
20	t	2,2'-oxybis(1-Chloropropa	0.359	0.396	-10.3	100	0.00	4.82
21	t	3&4-Methylphenol	1.335	1.473	-10.3	94	0.00	4.92
22		n-Nitroso-di-n-propylamin	0.974	1.069	-9.8	92	0.00	4.91
23	t	Hexachloroethane	0.559	0.574	-2.7	90	0.00	4.98
24	I	Naphthalene-d8	1.000	1.000	0.0	91	0.00	5.54
25	S	Nitrobenzene-d5	0.386	0.382	1.0	89	0.00	5.02
26	t	Nitrobenzene	0.401	0.477	-19.0	108	0.00	5.03
27	t	Quinoline	0.629	0.677	-7.6	98	0.00	5.79
28	t	Isophorone	0.689	0.715	-3.8	93	0.00	5.21
29	t	2-Nitrophenol	0.178	0.189	-6.2	94	0.00	5.26
30	t	2,4-Dimethylphenol	0.379	0.387	-2.1	93	0.00	5.30
		----------	True	Calc.	% Drift	----------		
31	t	Benzoic acid	25.000	25.562	-2.2	95	0.00	5.37
		----------	AvgRF	CCRF	% Dev	----------		
32	t	bis(2-Chloroethoxy)methan	0.391	0.387	1.0	89	0.00	5.36
33	t	2,4-Dichlorophenol	0.284	0.294	-3.5	93	0.00	5.44
34		2,6-Dichlorophenol	0.284	0.284	0.0	91	0.00	5.60
35		1,3,5-Trichlorobenzene	0.341	0.343	-0.6	93	0.00	5.27
36	t	1,2,4-Trichlorobenzene	0.328	0.327	0.3	92	0.00	5.50
37		1,2,3-Trichlorobenzene	0.303	0.313	-3.3	94	0.00	5.66

8.7.11
8

Continuing Calibration Summary

Job Number: JD30019 **Sample:** EF8812-CC8747
Account: SESINJPB SESI Consulting Engineers **Lab FileID:** F201338.D
Project: Ossining Investigation, 136-140 Croton Avnue, Ossining, NY

38	t	Naphthalene	1.008	0.999	0.9	92	0.00	5.55
39	t	4-Chloroaniline	0.413	0.418	-1.2	90	0.00	5.59
40	t	2,3-Dichloroaniline	0.356	0.373	-4.8	94	0.00	6.26
41	t	Hydroquinone	0.299	0.290	3.0	83	0.00	5.88
42	t	Hexachlorobutadiene	0.205	0.208	-1.5	91	0.00	5.63
43	t	4-Chloro-3-methylphenol	0.304	0.334	-9.9	100	0.00	5.95
44	t	2-Methylnaphthalene	0.582	0.609	-4.6	95	0.00	6.05
45	t	1-Methylnaphthalene	0.625	0.655	-4.8	96	0.00	6.13
46	I	Acenaphthene-d10	1.000	1.000	0.0	99	0.00	6.94
47	t	Hexachlorocyclopentadiene	0.351	0.299	14.8	85	0.00	6.16
48	t	1,2,4,5-tetrachlorobenzen	0.607	0.573	5.6	95	0.00	6.17
49	t	2,4,6-Trichlorophenol	0.400	0.374	6.5	90	0.00	6.27
50	t	2,4,5-Trichlorophenol	0.404	0.416	-3.0	101	0.00	6.30
51	S	2-Fluorobiphenyl	1.330	1.302	2.1	97	0.00	6.33
52	t	2-Chloronaphthalene	1.135	1.113	1.9	98	0.00	6.44
53	t	Biphenyl	1.472	1.423	3.3	97	0.00	6.41
54	t	2-Nitroaniline	0.357	0.357	0.0	94	0.00	6.52
55	t	Dimethylphthalate	1.281	1.337	-4.4	103	0.00	6.68
56	t	Acenaphthylene	1.363	1.376	-1.0	99	0.00	6.80
57	t	2,6-Dinitrotoluene	0.253	0.308	-21.7#	109	0.00	6.73
58	t	3-Nitroaniline	0.285	0.301	-5.6	98	0.00	6.90
59	t	Acenaphthene	1.143	1.100	3.8	96	0.00	6.97
		----------	True	Calc.	% Drift	----------		
60	t	2,4-Dinitrophenol	50.000	49.538	0.9	98	0.00	7.00
		----------	AvgRF	CCRF	% Dev	----------		
61	t	4-Nitrophenol	0.226	0.231	-2.2	99	0.00	7.10
62	t	Dibenzofuran	1.604	1.574	1.9	99	0.00	7.15
63	t	2,4-Dinitrotoluene	0.368	0.416	-13.0	107	0.00	7.13
64		2,3,4,6-Tetrachlorophenol	0.330	0.324	1.8	93	0.00	7.28
65	t	Diethylphthalate	1.290	1.368	-6.0	104	0.00	7.40
66	t	Fluorene	1.309	1.324	-1.1	101	0.00	7.53
67	t	4-Chlorophenyl-phenylethe	0.653	0.665	-1.8	103	0.00	7.53
68	t	4-Nitroaniline	0.305	0.321	-5.2	102	0.00	7.55
69	I	Phenanthrene-d10	1.000	1.000	0.0	103	0.00	8.80
		----------	True	Calc.	% Drift	----------		
70	t	4,6-Dinitro-2-methylpheno	25.000	26.007	-4.0	112	0.00	7.59
		----------	AvgRF	CCRF	% Dev	----------		
71	t	n-Nitrosodiphenylamine	0.625	0.622	0.5	102	0.00	7.67
72	t	1,2-Diphenylhydrazine	0.776	0.703	9.4	92	0.00	7.72
73	S	2,4,6-Tribromophenol	0.105	0.103	1.9	97	0.00	7.82
74	t	4-Bromophenyl-phenylether	0.211	0.219	-3.8	109	0.00	8.16
75	t	Hexachlorobenzene	0.232	0.237	-2.2	106	0.00	8.23
76	t	Pentachlorophenol	0.155	0.152	1.9	98	0.00	8.52
77	t	Phenanthrene	1.039	1.010	2.8	102	0.00	8.84
78	t	Anthracene	1.028	1.040	-1.2	104	0.00	8.92
79	t	Carbazole	0.921	0.937	-1.7	104	0.00	9.20
80	t	Di-n-butylphthalate	1.134	1.243	-9.6	109	0.00	9.91
81	t	Fluoranthene	1.110	1.172	-5.6	109	0.00	10.97
82	t	Octadecane	0.375	0.365	2.7	97	0.00	8.71
83	I	Chrysene-d12	1.000	1.000	0.0	110	0.00	14.07
		----------	True	Calc.	% Drift	----------		
84	t	Benzidine	25.000	23.995	4.0	105	0.00	11.33

Continuing Calibration Summary

Job Number: JD30019 **Sample:** EF8812-CC8747
Account: SESINJPB SESI Consulting Engineers **Lab FileID:** F201338.D
Project: Ossining Investigation, 136-140 Croton Avnue, Ossining, NY

			AvgRF	CCRF	% Dev			
85	t	Pyrene	1.251	1.211	3.2	107	0.00	11.41
86	S	Terphenyl-d14	0.954	0.960	-0.6	113	0.00	11.86
87	t	Butylbenzylphthalate	0.519	0.560	-7.9	116	0.00	13.04
88	t	Benzo[a]anthracene	1.160	1.196	-3.1	114	0.00	14.05
89	t	3,3'-Dichlorobenzidine	0.415	0.454	-9.4	120	0.00	14.10
90	t	Chrysene	1.165	1.144	1.8	110	0.00	14.12

			True	Calc.	% Drift			
91	t	bis(2-Ethylhexyl)phthalat	25.000	26.160	-4.6	116	0.00	14.46

			AvgRF	CCRF	% Dev			
92	I	Perylene-d12	1.000	1.000	0.0	116	0.00	17.11

			True	Calc.	% Drift			
93	t	Di-n-octylphthalate	25.000	25.812	-3.2	119	0.00	15.91

			AvgRF	CCRF	% Dev			
94	t	Benzo[b]fluoranthene	1.173	1.219	-3.9	114	0.00	16.36
95	t	Benzo[k]fluoranthene	1.132	1.133	-0.1	116	0.00	16.42
96	t	Benzo[a]pyrene	1.047	1.127	-7.6	117	0.00	16.99
97	t	Indeno[1,2,3-cd]pyrene	0.929	1.006	-8.3	122	0.00	19.05
98	t	Dibenz(a,h)acridine	0.910	0.946	-4.0	122	0.00	18.70
99	t	Dibenz[a,h]anthracene	1.026	1.096	-6.8	121	0.00	19.11
100	t	7,12-Dimethylbenz(a)anthr	0.521	0.529	-1.5	118	0.00	16.37
101	t	Benzo[g,h,i]perylene	1.074	1.124	-4.7	119	0.00	19.48

(#) = Out of Range SPCC's out = 0 CCC's out = 0
F201338.D MF8747.M Mon Aug 23 15:15:38 2021

8.7.11

8

Continuing Calibration Summary

Job Number: JD30019 **Sample:** EF8812-CC8748
Account: SESINJPB SESI Consulting Engineers **Lab FileID:** F201339.D
Project: Ossining Investigation, 136-140 Croton Avnue, Ossining, NY

Evaluate Continuing Calibration Report

Data File : C:\MSDCHEM\1\DATA\EF8812\F201339.D Vial: 3
Acq On : 23 Aug 2021 10:50 am Operator: kristis
Sample : cc8748-25 Inst : GCMSF
Misc : op34584,ef8812,1000,,,1,1 Multiplr: 1.00
MS Integration Params: rteint.p

Method : C:\MSDCHEM\1\METHODS\MF8747.M (RTE Integrator)
Title : Semi Volatile Extractables by GC/MS
Last Update : Fri Aug 20 12:55:52 2021
Response via : Multiple Level Calibration

Min. RRF : 0.050 Min. Rel. Area : 50% Max. R.T. Dev 0.50min
Max. RRF Dev : 20% Max. Rel. Area : 200%

	Compound	AvgRF	CCRF	%Dev	Area%	Dev(min)	R.T.
102 I	1,4-Dichlorobenzene-d4b	1.000	1.000	0.0	97	-0.02	4.61
103	Benzaldehyde	1.035	1.058	-2.2	101	-0.06	4.29
104 I	Phenanthrene-d10b	1.000	1.000	0.0	108	-0.01	8.81
105	Atrazine	0.185	0.227	-22.7#	133	-0.09	8.42
106 I	Naphthalene-d8b	1.000	1.000	0.0	100	-0.01	5.54
107	Caprolactam	0.099	0.122	-23.2#	118	-0.06	5.83

(#) = Out of Range SPCC's out = 0 CCC's out = 0
F201119.D MF8747.M Mon Aug 23 15:13:46 2021

8.7.12

8

Run Sequence Report

Job Number: JD30019
Account: SESINJPB SESI Consulting Engineers
Project: Ossining Investigation, 136-140 Croton Avnue, Ossining, NY

Run ID: EF8747 **Method:** SW846 8270E **Instrument ID:** GCMSF

Lab Sample ID	Lab File ID	Date/Time Analyzed	Prep QC Batch	Client Sample ID
EF8747-DFTPP	F200128.D	06/26/21 02:25	n/a	DFTPP Tune
EF8747-IC8747	F200129.D	06/26/21 02:42	n/a	Initial cal 1
EF8747-IC8747	F200130.D	06/26/21 03:08	n/a	Initial cal 2
EF8747-IC8747	F200131.D	06/26/21 03:33	n/a	Initial cal 5
EF8747-IC8747	F200132.D	06/26/21 03:59	n/a	Initial cal 10
EF8747-IC8747	F200133.D	06/26/21 04:25	n/a	Initial cal 25
EF8747-ICC8747	F200134.D	06/26/21 04:51	n/a	Initial cal 50
EF8747-IC8747	F200135.D	06/26/21 05:17	n/a	Initial cal 80
EF8747-IC8747	F200136.D	06/26/21 05:43	n/a	Initial cal 100
EF8747-ICV8747	F200137.D	06/26/21 06:09	n/a	Initial cal verification 50
EF8747-ICV8747	F200138.D	06/26/21 06:35	n/a	Initial cal verification 50
EF8747-ICV8747	F200139.D	06/26/21 07:01	n/a	Initial cal verification 50

Run Sequence Report

Job Number: JD30019
Account: SESINJPB SESI Consulting Engineers
Project: Ossining Investigation, 136-140 Croton Avnue, Ossining, NY

Run ID: EF8748 **Method:** SW846 8270E **Instrument ID:** GCMSF

Lab Sample ID	Lab File ID	Date/Time Analyzed	Prep QC Batch	Client Sample ID
EF8748-DFTPP	F200141.D	06/26/21 07:50	n/a	DFTPP Tune
EF8748-IC8748	F200142.D	06/26/21 08:01	n/a	Initial cal 100
EF8748-IC8748	F200143.D	06/26/21 08:26	n/a	Initial cal 80
EF8748-ICC8748	F200144.D	06/26/21 08:52	n/a	Initial cal 50
EF8748-IC8748	F200145.D	06/26/21 09:18	n/a	Initial cal 25
EF8748-IC8748	F200146.D	06/26/21 09:43	n/a	Initial cal 10
EF8748-IC8748	F200147.D	06/26/21 10:09	n/a	Initial cal 5
EF8748-IC8748	F200148.D	06/26/21 10:35	n/a	Initial cal 2
EF8748-IC8748	F200149.D	06/26/21 11:02	n/a	Initial cal 1
EF8748-ICV8747	F200151.D	06/26/21 11:54	n/a	Initial cal verification 50
EF8748-ICV8747	F200152.D	06/26/21 12:19	n/a	Initial cal verification 50
EF8748-ICV8748	F200153.D	06/26/21 12:46	n/a	Initial cal verification 50

Run Sequence Report

Job Number: JD30019
Account: SESINJPB SESI Consulting Engineers
Project: Ossining Investigation, 136-140 Croton Avnue, Ossining, NY

Run ID: EF8811	**Method:** SW846 8270E	**Instrument ID:** GCMSF

Lab Sample ID	Lab File ID	Date/Time Analyzed	Prep QC Batch	Client Sample ID
EF8811-DFTPP	F201309.D	08/20/21 23:08	n/a	DFTPP Tune
EF8811-CC8747	F201310.D	08/20/21 23:22	n/a	Continuing cal 50
EF8811-CC8748	F201311.D	08/20/21 23:49	n/a	Continuing cal 50
OP34963-MB1	F201312.D	08/21/21 00:48	OP34963	Method Blank
OP34963-BS1	F201313.D	08/21/21 01:16	OP34963	Blank Spike
JD30019-1	F201315.D	08/21/21 02:14	OP34963	SB-11(4.5-5.0)
JD30019-4	F201316.D	08/21/21 02:41	OP34963	SB-15(2.5-3.5)
JD30019-5	F201317.D	08/21/21 03:09	OP34963	SB-16(4.5-5.0)
JD30019-6	F201318.D	08/21/21 03:37	OP34963	SB-17(6-6.5)
ZZZZZZ	F201319.D	08/21/21 04:04	OP34963	(unrelated sample)
ZZZZZZ	F201320.D	08/21/21 04:32	OP34963	(unrelated sample)
ZZZZZZ	F201321.D	08/21/21 04:59	OP34963	(unrelated sample)
ZZZZZZ	F201322.D	08/21/21 05:27	OP34963	(unrelated sample)
ZZZZZZ	F201323.D	08/21/21 05:54	OP34963	(unrelated sample)
ZZZZZZ	F201324.D	08/21/21 06:22	OP34963	(unrelated sample)
ZZZZZZ	F201325.D	08/21/21 06:50	OP34963	(unrelated sample)
ZZZZZZ	F201326.D	08/21/21 07:17	OP34963	(unrelated sample)
ZZZZZZ	F201327.D	08/21/21 07:45	OP34963	(unrelated sample)
ZZZZZZ	F201328.D	08/21/21 08:12	OP34963	(unrelated sample)
ZZZZZZ	F201329.D	08/21/21 08:40	OP34963	(unrelated sample)
JD30019-3	F201330.D	08/21/21 09:07	OP34963	SB-14(9.5-10.0)
OP34963-MS	F201331.D	08/21/21 09:35	OP34963	Matrix Spike
OP34963-MSD	F201332.D	08/21/21 10:02	OP34963	Matrix Spike Duplicate
JD29998-2	F201333.D	08/21/21 10:30	OP34963	(used for QC only; not part of job JD30019)
ZZZZZZ	F201334.D	08/21/21 10:57	OP34963	(unrelated sample)

Run Sequence Report

Job Number: JD30019
Account: SESINJPB SESI Consulting Engineers
Project: Ossining Investigation, 136-140 Croton Avnue, Ossining, NY

Run ID: EF8812 **Method:** SW846 8270E **Instrument ID:** GCMSF

Lab Sample ID	Lab File ID	Date/Time Analyzed	Prep QC Batch	Client Sample ID
EF8812-DFTPP	F201337.D	08/23/21 09:59	n/a	DFTPP Tune
EF8812-CC8747	F201338.D	08/23/21 10:14	n/a	Continuing cal 25
EF8812-CC8748	F201339.D	08/23/21 10:50	n/a	Continuing cal 25
OP34971-MB1	F201340.D	08/23/21 11:33	OP34971	Method Blank
OP34971-BS1	F201341.D	08/23/21 12:01	OP34971	Blank Spike
OP34971-BSD	F201342.D	08/23/21 12:28	OP34971	Blank Spike Duplicate
ZZZZZZ	F201343.D	08/23/21 12:56	OP34971	(unrelated sample)
ZZZZZZ	F201344A.D	08/23/21 14:17	OP34971	(unrelated sample)
ZZZZZZ	F201345.D	08/23/21 14:44	OP34963	(unrelated sample)
OP34971-MS	F201347.D	08/23/21 15:40	OP34971	Matrix Spike
OP34971-MSD	F201348.D	08/23/21 16:07	OP34971	Matrix Spike Duplicate
JD30019-2	F201363.D	08/23/21 16:52	OP34963	SB-12(1.0-1.5)
JD30032-2	F201349.D	08/23/21 17:19	OP34971	(used for QC only; not part of job JD30019)
ZZZZZZ	F201350.D	08/23/21 17:47	OP34971	(unrelated sample)
ZZZZZZ	F201351.D	08/23/21 18:15	OP34971	(unrelated sample)
ZZZZZZ	F201352.D	08/23/21 18:42	OP34971	(unrelated sample)
ZZZZZZ	F201353.D	08/23/21 19:10	OP34971	(unrelated sample)
ZZZZZZ	F201354.D	08/23/21 19:38	OP34971	(unrelated sample)
ZZZZZZ	F201355.D	08/23/21 20:05	OP34971	(unrelated sample)
ZZZZZZ	F201356.D	08/23/21 20:33	OP34971	(unrelated sample)
ZZZZZZ	F201357.D	08/23/21 21:01	OP34971	(unrelated sample)
ZZZZZZ	F201358.D	08/23/21 21:29	OP34971	(unrelated sample)
ZZZZZZ	F201359.D	08/23/21 21:56	OP34971	(unrelated sample)
ZZZZZZ	F201360.D	08/23/21 22:24	OP34971	(unrelated sample)
ZZZZZZ	F201361.D	08/23/21 22:52	OP34971	(unrelated sample)
ZZZZZZ	F201362.D	08/23/21 23:20	OP34971	(unrelated sample)

MS Semi-volatiles

Raw Data

Quantitation Report (QT/LSC Reviewed)

Data Path : C:\msdchem\1\data\altheam\ef8811\
Data File : f201315.d
Acq On : 21 Aug 2021 2:14 am
Operator : chriss2
Sample : jd30019-1 Inst : GCMSF
Misc : op34963,ef8811,30.4,,,1,1
ALS Vial : 7 Sample Multiplier: 1

Quant Method : C:\MSDCHEM\1\METHODS\MF8747.M
Quant Results File: MF8747.RES
Quant Time: Aug 23 03:05:36 2021
Quant Title : Semi Volatile Extractables by GC/MS
QLast Update : Mon Aug 23 02:54:27 2021
Response via : Initial Calibration

Compound	R.T.	QIon	Response	Conc	Units	Dev(Min)
Internal Standards						
1) 1,4-Dichlorobenzene-d4	4.619	152	269683	40.00	ppm	0.00
24) Naphthalene-d8	5.538	136	1033667	40.00	ppm	0.00
46) Acenaphthene-d10	6.938	164	611518	40.00	ppm	0.00
69) Phenanthrene-d10	8.797	188	1128535	40.00	ppm	0.00
83) Chrysene-d12	14.054	240	1054175	40.00	ppm	0.00
92) Perylene-d12	17.099	264	1078202	40.00	ppm	0.00
102) 1,4-Dichlorobenzene-d4b	4.619	152	269683	40.00	ppm	0.00
104) Phenanthrene-d10b	8.797	188	1128535	40.00	ppm	0.00
106) Naphthalene-d8b	5.538	136	1033667	40.00	ppm	0.00
108) Chrysene-d12d	14.054	240	1054175	40.00	ppm	0.00
System Monitoring Compounds						
5) 2-Fluorophenol	3.636	112	280017	33.92	ppm	0.00
Spiked Amount 50.000			Recovery = 67.84%			
8) Phenol-d5	4.357	99	345473	30.87	ppm	0.00
Spiked Amount 50.000			Recovery = 61.74%			
25) Nitrobenzene-d5	5.020	82	366876	36.74	ppm	0.00
Spiked Amount 50.000			Recovery = 73.48%			
51) 2-Fluorobiphenyl	6.334	172	712066	35.01	ppm	0.00
Spiked Amount 50.000			Recovery = 70.02%			
73) 2,4,6-Tribromophenol	7.814	330	112709	37.95	ppm	0.00
Spiked Amount 50.000			Recovery = 75.90%			
86) Terphenyl-d14	11.853	244	1055844	41.99	ppm	0.00
Spiked Amount 50.000			Recovery = 83.98%			
Target Compounds						Qvalue

(#) = qualifier out of range (m) = manual integration (+) = signals summed

Quantitation Report (QT/LSC Reviewed)

Data Path : C:\msdchem\1\data\altheam\ef8811\
Data File : f201315.d
Acq On : 21 Aug 2021 2:14 am
Operator : chriss2
Sample : jd30019-1 Inst : GCMSF
Misc : op34963,ef8811,30.4,,,1,1
ALS Vial : 7 Sample Multiplier: 1

Quant Method : C:\MSDCHEM\1\METHODS\MF8747.M
Quant Results File: MF8747.RES
Quant Time: Aug 23 03:05:36 2021
Quant Title : Semi Volatile Extractables by GC/MS
QLast Update : Mon Aug 23 02:54:27 2021
Response via : Initial Calibration

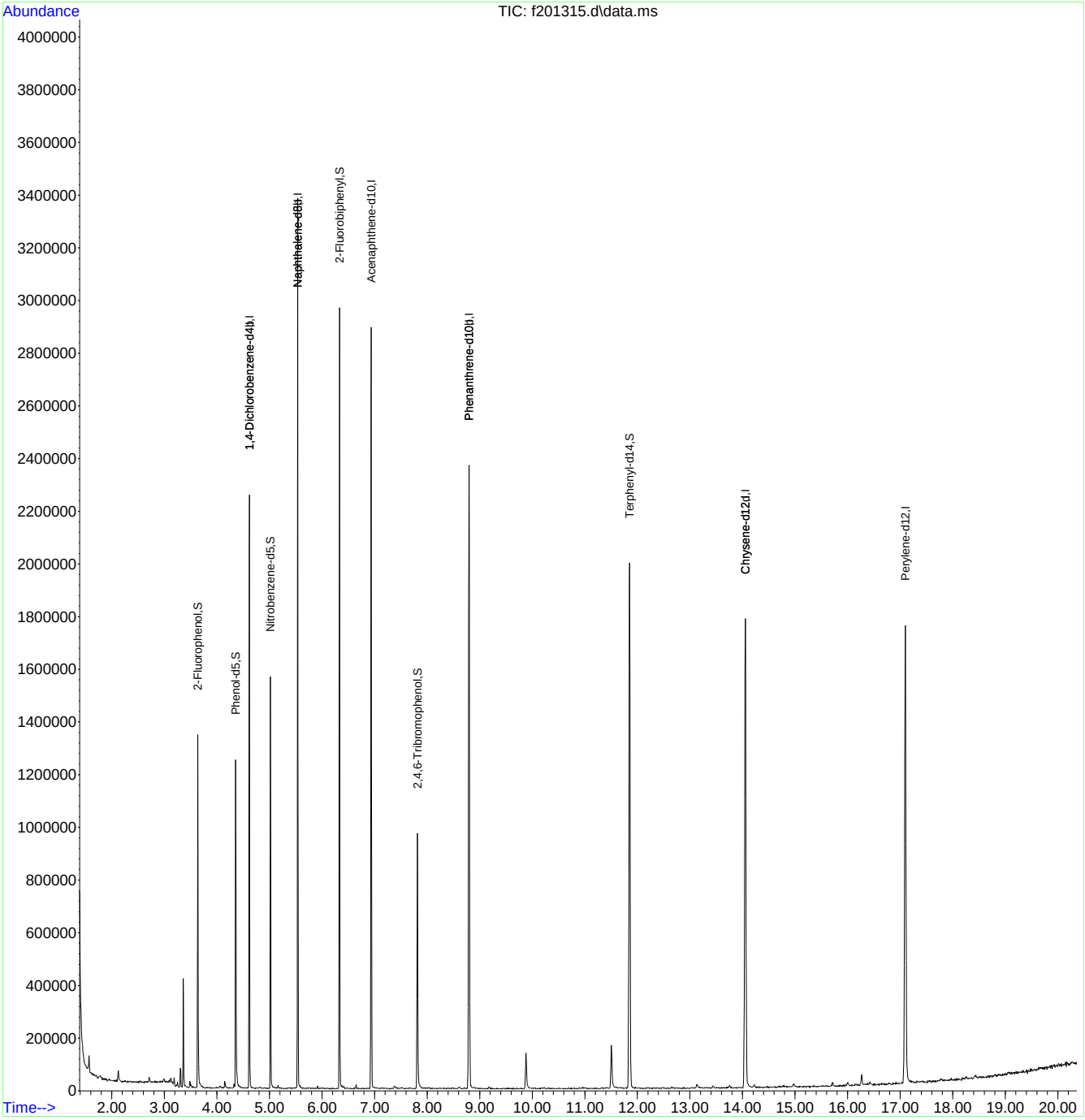

LSC Area Percent Report

Data Path : C:\msdchem\1\data\altheam\ef8811\
Data File : f201315.d
Acq On : 21 Aug 2021 2:14 am
Operator : chriss2
Sample : jd30019-1
Misc : op34963,ef8811,30.4,,,1,1
ALS Vial : 7 Sample Multiplier: 1

Integration Parameters: rteint.p
Integrator: RTE
Smoothing : ON Filtering: 5
Sampling : 1 Min Area: 1000 Area counts
Start Thrs: 0.02 Max Peaks: 100
Stop Thrs : 0 Peak Location: TOP

If leading or trailing edge < 100 prefer < Baseline drop else tangent >
Peak separation: 5

Method : C:\MSDCHEM\1\METHODS\MF8747.M
Title : Semi Volatile Extractables by GC/MS

Signal : TIC: f201315.d\data.ms

peak #	R.T. min	first scan	max scan	last scan	PK TY	peak height	corr. area	corr. % max.	% of total
1	2.124	134	139	151	rVB5	44651	73745	2.41%	0.272%
2	2.712	246	249	257	rVB3	19831	21073	0.69%	0.078%
3	2.995	297	302	307	rVB7	14650	26173	0.86%	0.097%
4	3.091	317	320	323	rBV3	10098	9883	0.32%	0.036%
5	3.123	323	326	330	rVB5	17932	19612	0.64%	0.072%
6	3.187	335	338	342	rVB3	33149	32960	1.08%	0.122%
7	3.252	344	350	355	rVB3	19248	26489	0.87%	0.098%
8	3.305	355	360	366	rVB	73186	73354	2.40%	0.271%
9	3.358	366	370	384	rVB	414179	359184	11.74%	1.326%
10	3.487	391	394	403	rVB3	25972	33564	1.10%	0.124%
11	3.545	403	405	411	rVB3	7895	8211	0.27%	0.030%
12	3.636	412	422	435	rBV	1340250	1085617	35.47%	4.009%
13	4.064	498	502	506	rBV5	8177	12629	0.41%	0.047%
14	4.149	515	518	524	rBV	26106	29774	0.97%	0.110%
15	4.325	547	551	553	rBV4	15529	12686	0.41%	0.047%
16	4.357	553	557	579	rVB	1246190	1114761	36.42%	4.117%
17	4.619	600	606	615	rBV	2253022	1786452	58.37%	6.597%
18	4.902	658	659	665	rVB3	4556	6371	0.21%	0.024%
19	5.020	677	681	691	rBV	1563396	1103331	36.05%	4.074%
20	5.079	691	692	699	rVB4	6715	8620	0.28%	0.032%
21	5.164	705	708	713	rVB2	12628	11120	0.36%	0.041%
22	5.212	713	717	720	rVB3	5372	6247	0.20%	0.023%
23	5.538	770	778	792	rBV	3380587	2290525	74.84%	8.458%
24	5.762	816	820	824	rBV5	4137	6414	0.21%	0.024%
25	5.912	843	848	851	rVB2	12129	12057	0.39%	0.045%
26	6.334	921	927	938	rBV	2965376	2222608	72.62%	8.208%
27	6.649	981	986	990	rBV2	15489	14329	0.47%	0.053%
28	6.879	1025	1029	1032	rVB3	5577	7195	0.24%	0.027%
29	6.938	1032	1040	1049	rBV	2892575	2702764	88.31%	9.981%
30	7.258	1096	1100	1104	rVB4	4422	7054	0.23%	0.026%
31	7.381	1118	1123	1127	rBV6	10906	18283	0.60%	0.068%
32	7.814	1197	1204	1221	rBV	970509	1067627	34.88%	3.943%
33	8.038	1245	1246	1251	rVB3	6294	6780	0.22%	0.025%
34	8.150	1263	1267	1272	rVB5	3015	6227	0.20%	0.023%
35	8.401	1310	1314	1318	rVB4	4771	7510	0.25%	0.028%
36	8.615	1346	1354	1361	rVB7	7615	17564	0.57%	0.065%
37	8.711	1366	1372	1377	rBV6	5339	8559	0.28%	0.032%
38	8.797	1380	1388	1402	rBV	2366335	2912290	95.16%	10.755%
39	9.176	1454	1459	1464	rBV5	9292	12181	0.40%	0.045%
40	9.700	1552	1557	1564	rVB6	4396	6169	0.20%	0.023%

LSC Area Percent Report

Data Path : C:\msdchem\1\data\altheam\ef8811\
Data File : f201315.d
Acq On : 21 Aug 2021 2:14 am
Operator : chriss2
Sample : jd30019-1
Misc : op34963,ef8811,30.4,,,1,1
ALS Vial : 7 Sample Multiplier: 1

Integration Parameters: rteint.p
Integrator: RTE
Smoothing : ON Filtering: 5
Sampling : 1 Min Area: 1000 Area counts
Start Thrs: 0.02 Max Peaks: 100
Stop Thrs : 0 Peak Location: TOP

If leading or trailing edge < 100 prefer < Baseline drop else tangent >
Peak separation: 5

Method : C:\MSDCHEM\1\METHODS\MF8747.M
Title : Semi Volatile Extractables by GC/MS

41	9.881	1584	1591	1605	rBV3	135748	214723	7.02%	0.793%
42	10.228	1651	1656	1660	rBV7	6112	6975	0.23%	0.026%
43	10.693	1739	1743	1749	rVB3	5966	8611	0.28%	0.032%
44	11.505	1888	1895	1906	rBV2	164693	270786	8.85%	1.000%
45	11.853	1950	1960	1974	rBV	1996145	2923536	95.53%	10.796%
46	11.965	1978	1981	1986	rBV5	6660	7693	0.25%	0.028%
47	12.291	2039	2042	2048	rBV5	5277	7736	0.25%	0.029%
48	12.574	2092	2095	2099	rVB3	4707	6130	0.20%	0.023%
49	12.654	2105	2110	2112	rBV5	7597	7638	0.25%	0.028%
50	13.017	2173	2178	2182	rBV4	4497	6711	0.22%	0.025%
51	13.135	2193	2200	2209	rBV4	16771	36738	1.20%	0.136%
52	13.322	2231	2235	2239	rVB6	5032	6449	0.21%	0.024%
53	13.439	2252	2257	2263	rBV9	10569	19897	0.65%	0.073%
54	13.754	2311	2316	2320	rVB5	10632	14492	0.47%	0.054%
55	14.054	2357	2372	2388	rBV2	1782583	3027158	98.91%	11.179%
56	14.224	2400	2404	2409	rVB5	12334	18387	0.60%	0.068%
57	14.278	2413	2414	2419	rBV5	5878	6942	0.23%	0.026%
58	14.705	2491	2494	2501	rVB6	6062	6357	0.21%	0.023%
59	14.962	2537	2542	2544	rBV4	10941	12850	0.42%	0.047%
60	15.181	2581	2583	2588	rVB5	6102	8181	0.27%	0.030%
61	15.298	2602	2605	2608	rBV5	6704	10699	0.35%	0.040%
62	15.357	2613	2616	2619	rVV5	5841	6989	0.23%	0.026%
63	15.710	2676	2682	2687	rBV5	15467	23797	0.78%	0.088%
64	15.923	2719	2722	2724	rBV3	7165	7451	0.24%	0.028%
65	16.003	2732	2737	2743	rVB7	14258	23030	0.75%	0.085%
66	16.265	2779	2786	2793	rBV6	43056	75142	2.46%	0.277%
67	16.425	2814	2816	2823	rVB6	10072	12068	0.39%	0.045%
68	17.099	2932	2942	2957	rBV2	1739904	3060478	100.00%	11.302%
69	17.312	2979	2982	2985	rBV5	8271	9750	0.32%	0.036%
70	17.521	3020	3021	3023	rBV2	8925	6245	0.20%	0.023%
71	17.782	3065	3070	3074	rVB7	8719	15617	0.51%	0.058%
72	18.071	3123	3124	3127	rVB3	8668	6266	0.20%	0.023%
73	18.178	3142	3144	3148	rBV4	11962	16117	0.53%	0.060%

Sum of corrected areas: 27079631

LSC Report - Integrated Chromatogram

Data Path : C:\msdchem\1\data\altheam\ef8811\
Data File : f201315.d
Acq On : 21 Aug 2021 2:14 am
Operator : chriss2
Sample : jd30019-1
Misc : op34963,ef8811,30.4,,,1,1
ALS Vial : 7 Sample Multiplier: 1

Quant Method : C:\MSDCHEM\1\METHODS\MF8747.M
Quant Title : Semi Volatile Extractables by GC/MS

TIC Library : C:\Database\NIST08.L
TIC Integration Parameters: LSCINT.P

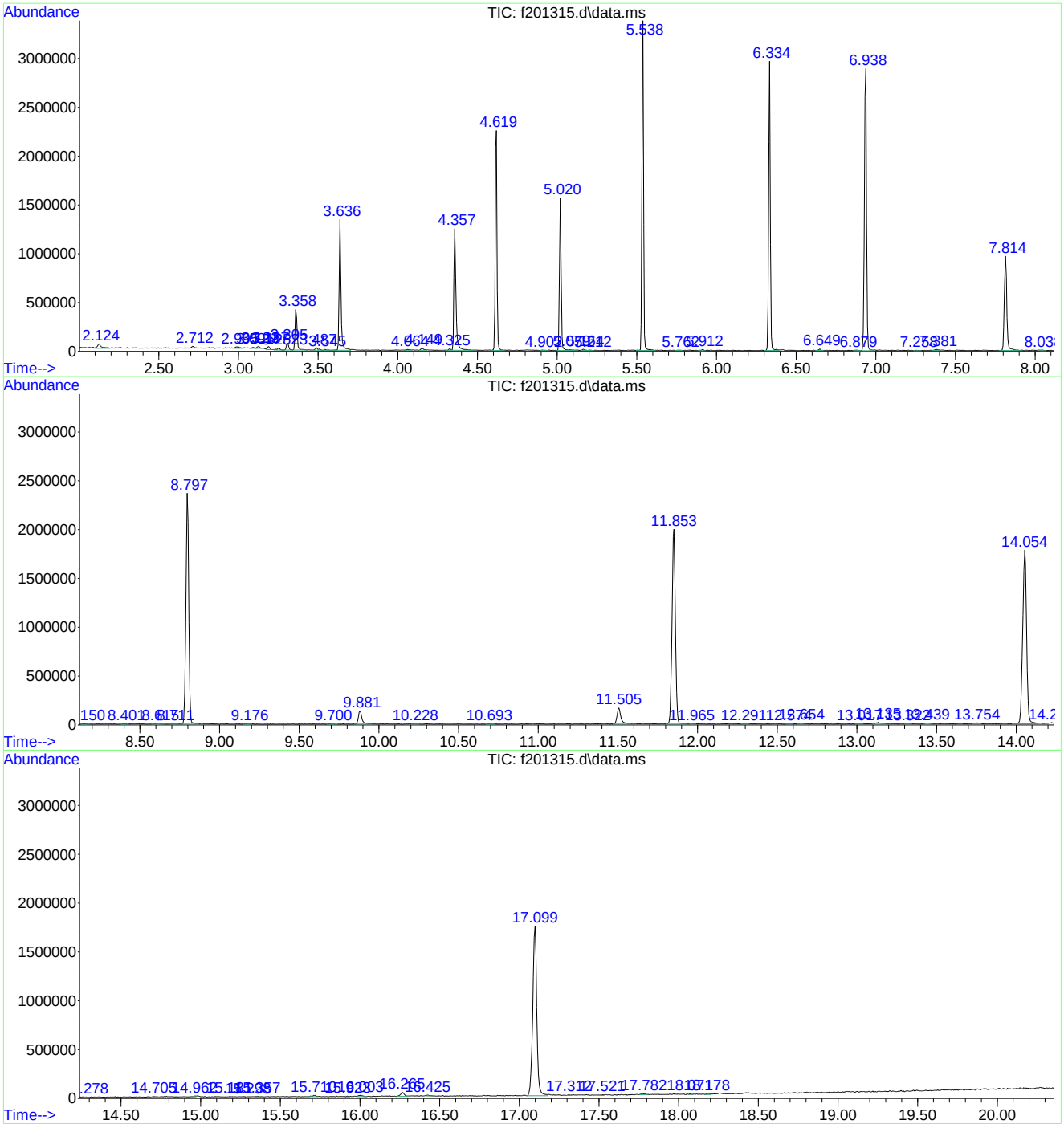

Library Search Compound Report

Data Path : C:\msdchem\1\data\altheam\ef8811\
Data File : f201315.d
Acq On : 21 Aug 2021 2:14 am
Operator : chriss2
Sample : jd30019-1
Misc : op34963,ef8811,30.4,,,1,1
ALS Vial : 7 Sample Multiplier: 1

Quant Method : C:\MSDCHEM\1\METHODS\MF8747.M
Quant Title : Semi Volatile Extractables by GC/MS

TIC Library : C:\Database\NIST08.L
TIC Integration Parameters: LSCINT.P

****

Peak Number 1 System artifact/aldol-conde... Concentration Rank 1

R.T.	EstConc	Area	Relative to ISTD	R.T.
3.358	8.04 ppm	359184	1,4-Dichlorobenzene-d4b	4.619

Hit# of 5	Tentative ID	MW	MolForm	CAS#	Qual
1	2-Pentanone, 4-hydroxy-4-methyl-	116	C6H12O2	000123-42-2	50
2	2-Pentanone, 4-hydroxy-4-methyl-	116	C6H12O2	000123-42-2	50
3	Hydrazine, 1,1-bis(1-methylethyl)-	116	C6H16N2	000921-14-2	50
4	(+-)-4-Amino-4,5-dihydro-2(3H)-f...	101	C4H7NO2	016504-58-8	50
5	4-Methoxy-1-pentene	100	C6H12O	098386-09-5	35

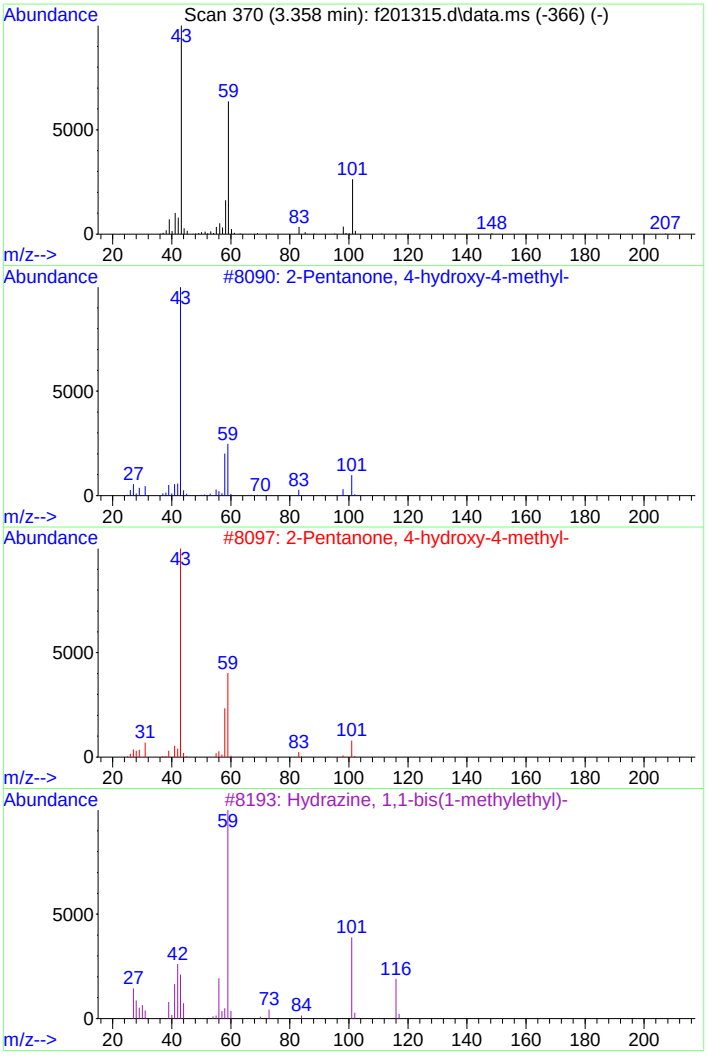

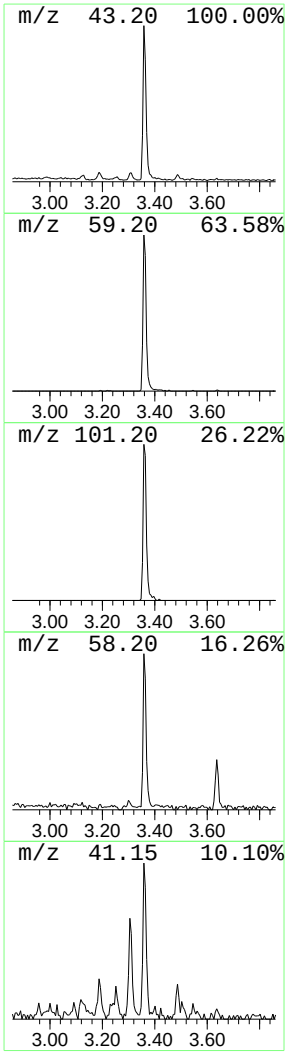

Tentatively Identified Compound (LSC) summary

Data Path : C:\msdchem\1\data\altheam\ef8811\
Data File : f201315.d
Acq On : 21 Aug 2021 2:14 am
Operator : chriss2
Sample : jd30019-1
Misc : op34963,ef8811,30.4,,,1,1
ALS Vial : 7 Sample Multiplier: 1

Quant Method : C:\MSDCHEM\1\METHODS\MF8747.M
Quant Title : Semi Volatile Extractables by GC/MS

TIC Library : C:\Database\NIST08.L
TIC Integration Parameters: LSCINT.P

					--Internal Standard---			
TIC Top Hit name	RT	EstConc	Units	Response	#	RT	Resp	Conc
System artifact...	3.358	8.0	ppm	359184	2	4.619	1786450	40.0

Quantitation Report (QT Reviewed)

Data Path : C:\MSDCHEM\1\DATA\EF8812\
Data File : F201363.D
Acq On : 23 Aug 2021 4:52 pm
Operator : kristis
Sample : jd30019-2
Misc : op34963,ef8812,31.02,,,1,2
ALS Vial : 10 Sample Multiplier: 1

Quant Time: Aug 23 17:30:46 2021
Quant Method : C:\MSDCHEM\1\METHODS\MF8747.M
Quant Title : Semi Volatile Extractables by GC/MS
QLast Update : Mon Aug 23 15:15:04 2021
Response via : Initial Calibration

Compound	R.T.	QIon	Response	Conc	Units	Dev(Min)
Internal Standards						
1) 1,4-Dichlorobenzene-d4	4.614	152	515010	40.00	ppm	0.00
24) Naphthalene-d8	5.538	136	1975715	40.00	ppm	0.00
46) Acenaphthene-d10	6.938	164	1110336	40.00	ppm	0.00
69) Phenanthrene-d10	8.807	188	1944724	40.00	ppm	0.00
83) Chrysene-d12	14.080	240	1709497	40.00	ppm	0.01
92) Perylene-d12	17.131	264	1717117	40.00	ppm	0.02
102) 1,4-Dichlorobenzene-d4b	4.614	152	515010	40.00	ppm	0.00
104) Phenanthrene-d10b	8.807	188	1944724	40.00	ppm	0.00
106) Naphthalene-d8b	5.538	136	1975715	40.00	ppm	0.00
108) Chrysene-d12d	14.080	240	1709497	40.00	ppm	0.01
System Monitoring Compounds						
5) 2-Fluorophenol	3.641	112	213109	13.52	ppm	0.00
Spiked Amount 50.000			Recovery = 27.04%			
8) Phenol-d5	4.363	99	261109	12.22	ppm	0.00
Spiked Amount 50.000			Recovery = 24.44%			
25) Nitrobenzene-d5	5.020	82	270722	14.18	ppm	0.00
Spiked Amount 50.000			Recovery = 28.36%			
51) 2-Fluorobiphenyl	6.334	172	516658	13.99	ppm	0.00
Spiked Amount 50.000			Recovery = 27.98%			
73) 2,4,6-Tribromophenol	7.824	330	67926	13.27	ppm	0.00
Spiked Amount 50.000			Recovery = 26.54%			
86) Terphenyl-d14	11.863	244	609272	14.94	ppm	0.00
Spiked Amount 50.000			Recovery = 29.88%			
Target Compounds						Qvalue
38) Naphthalene	5.549	128	5035	0.10	ppm	82
44) 2-Methylnaphthalene	6.051	141	3756	0.13	ppm	96
56) Acenaphthylene	6.804	152	6392	0.17	ppm	95
77) Phenanthrene	8.845	178	13164	0.26	ppm	74
78) Anthracene	8.920	178	8187	0.16	ppm	67
80) Di-n-butylphthalate	9.913	149	24266	0.44	ppm	97
81) Fluoranthene	10.976	202	21706	0.40	ppm	94
85) Pyrene	11.420	202	24744	0.46	ppm	85
88) Benzo[a]anthracene	14.053	228	14674	0.30	ppm	70
90) Chrysene	14.118	228	15748	0.32	ppm	81
94) Benzo[b]fluoranthene	16.361	252	19651	0.39	ppm	95
95) Benzo[k]fluoranthene	16.425	252	9094	0.19	ppm	60
96) Benzo[a]pyrene	17.008	252	15270	0.34	ppm	90
97) Indeno[1,2,3-cd]pyrene	19.070	276	15254	0.38	ppm	58
101) Benzo[g,h,i]perylene	19.492	276	29132	0.63	ppm	80

(#) = qualifier out of range (m) = manual integration (+) = signals summed

Quantitation Report (QT Reviewed)

Data Path : C:\MSDCHEM\1\DATA\EF8812\
Data File : F201363.D
Acq On : 23 Aug 2021 4:52 pm
Operator : kristis
Sample : jd30019-2
Misc : op34963,ef8812,31.02,,,1,2
ALS Vial : 10 Sample Multiplier: 1

Quant Time: Aug 23 17:30:46 2021
Quant Method : C:\MSDCHEM\1\METHODS\MF8747.M
Quant Title : Semi Volatile Extractables by GC/MS
QLast Update : Mon Aug 23 15:15:04 2021
Response via : Initial Calibration

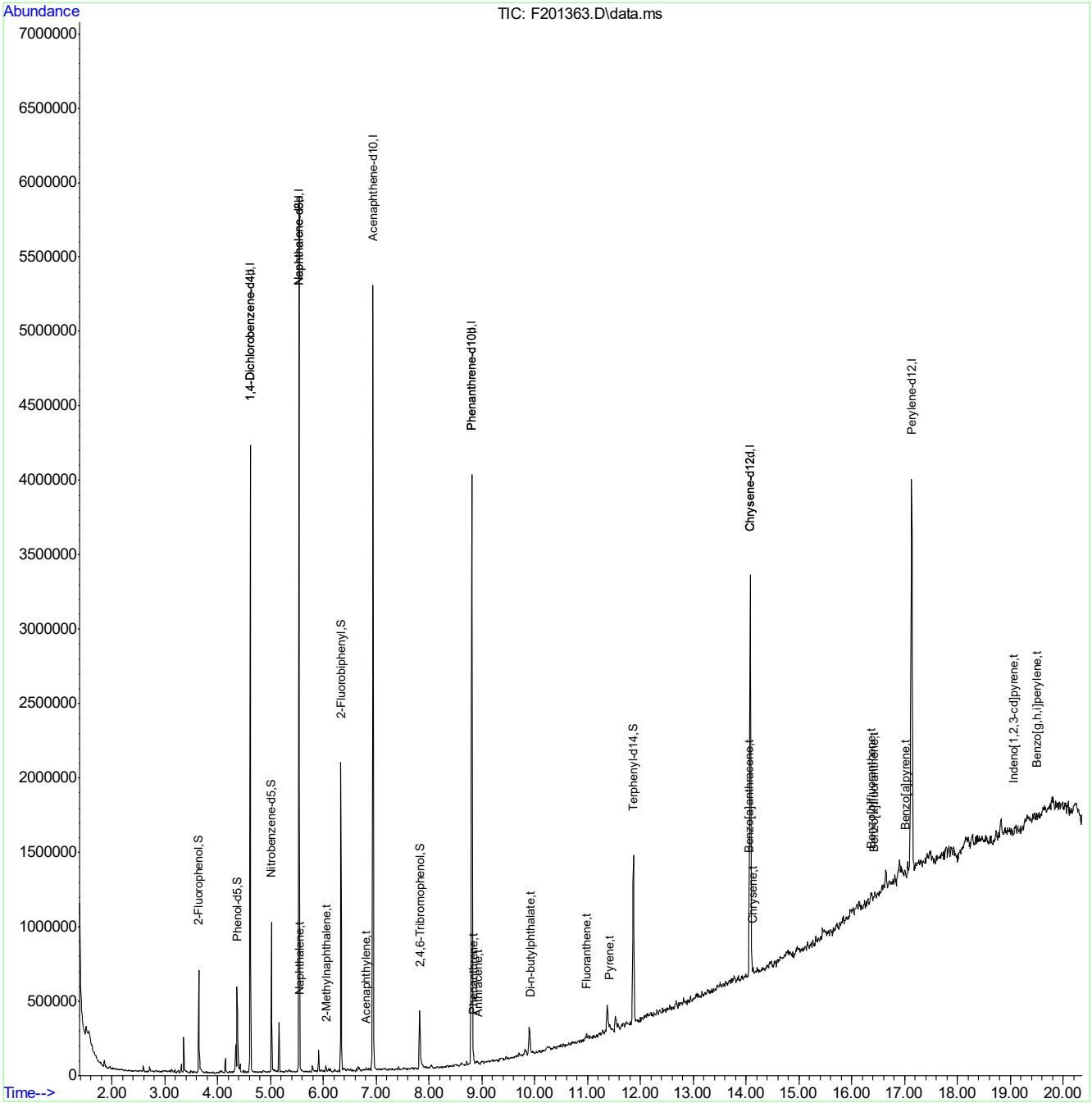

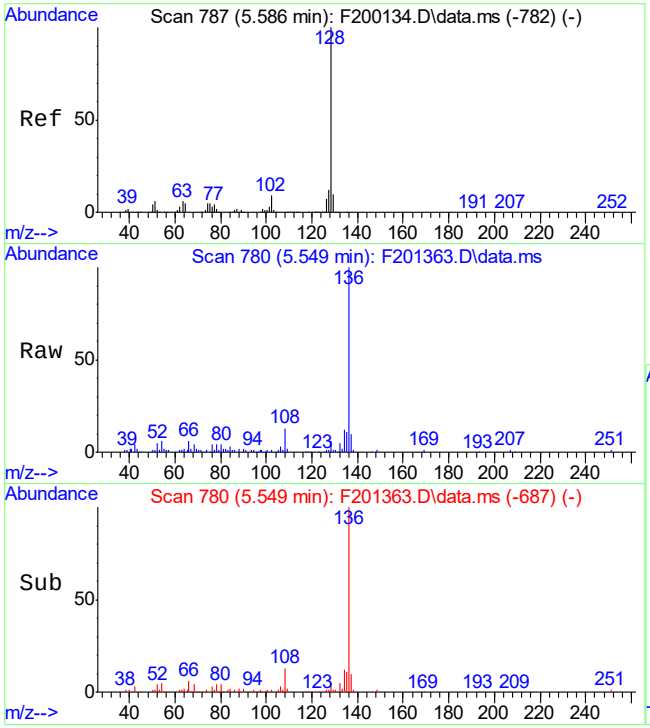

#38
Naphthalene
Concen: 0.10 ppm
RT: 5.549 min Scan# 780
Delta R.T. -0.006 min
Lab File: F201363.D
Acq: 23 Aug 2021 4:52 pm

Tgt Ion:128 Resp: 5035

Ion	Ratio	Lower	Upper
128	100		
129	19.2	0.0	40.2
127	17.3	0.0	42.2

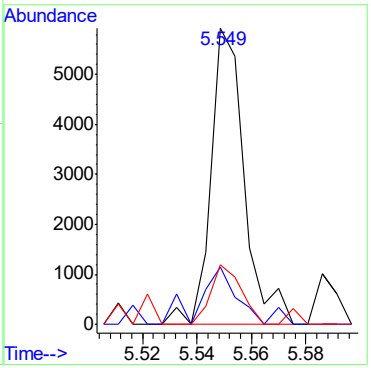

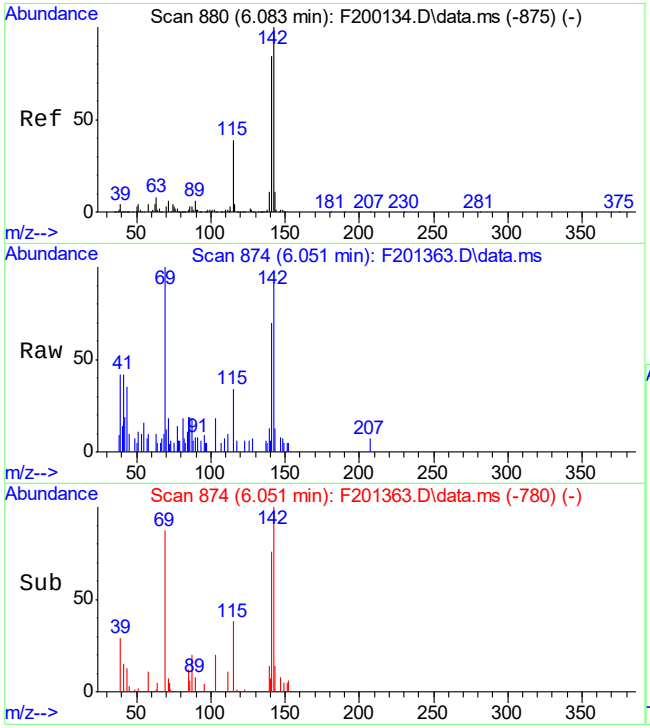

#44
2-Methylnaphthalene
Concen: 0.13 ppm
RT: 6.051 min Scan# 874
Delta R.T. -0.000 min
Lab File: F201363.D
Acq: 23 Aug 2021 4:52 pm

Tgt Ion:141 Resp: 3756

Ion	Ratio	Lower	Upper
141	100		
142	124.4	89.5	149.5
115	49.2	16.9	76.9

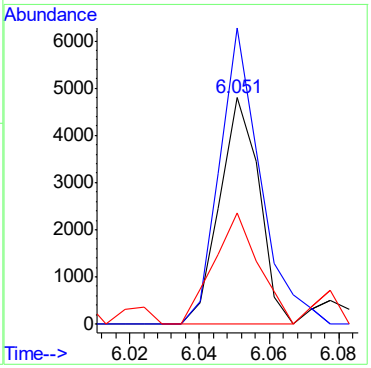

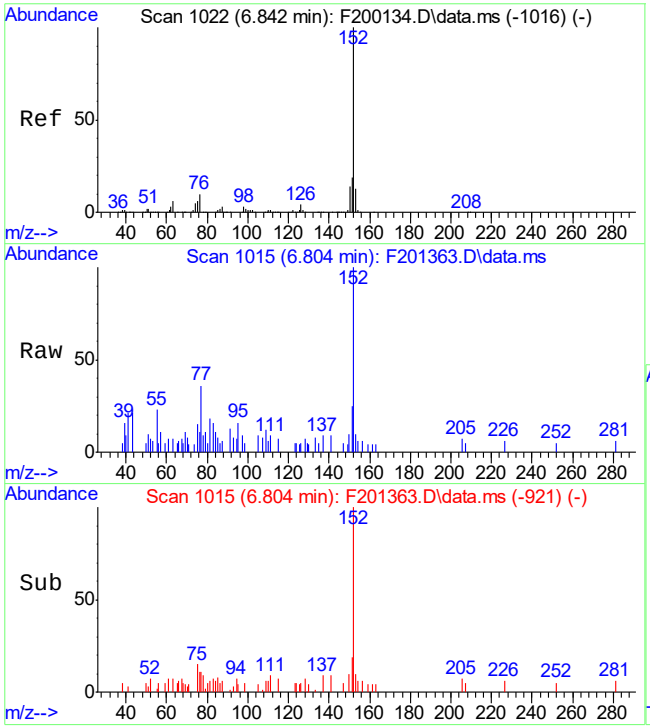

#56
Acenaphthylene
Concen: 0.17 ppm
RT: 6.804 min Scan# 1015
Delta R.T. -0.000 min
Lab File: F201363.D
Acq: 23 Aug 2021 4:52 pm

Tgt Ion:152 Resp: 6392

Ion	Ratio	Lower	Upper
152	100		
151	20.4	0.0	49.4
153	9.6	0.0	43.1

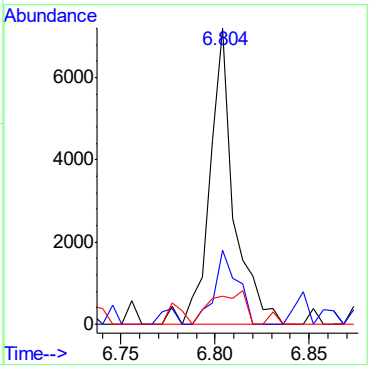

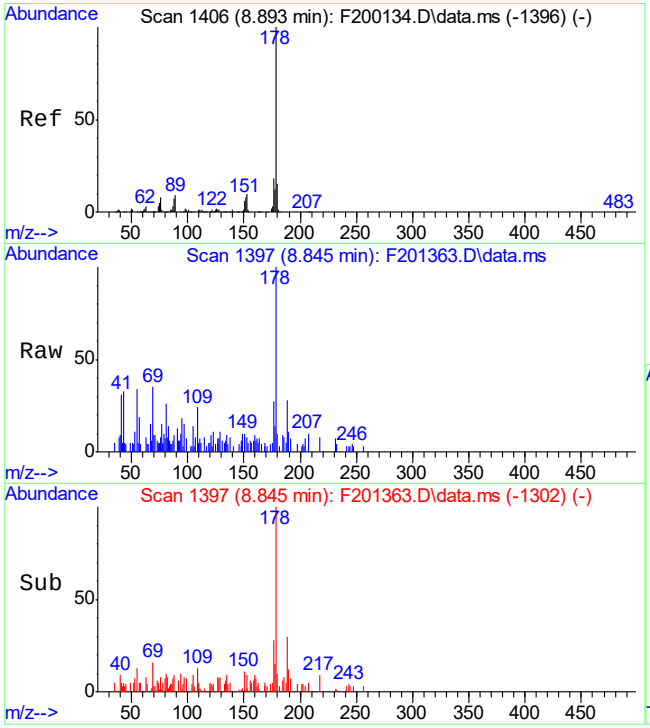

#77
Phenanthrene
Concen: 0.26 ppm
RT: 8.845 min Scan# 1397
Delta R.T. 0.005 min
Lab File: F201363.D
Acq: 23 Aug 2021 4:52 pm

Tgt Ion:178 Resp: 13164

Ion	Ratio	Lower	Upper
178	100		
179	0.0	0.0	45.1
176	25.4	0.0	48.0

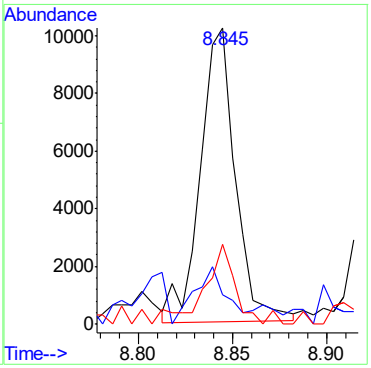

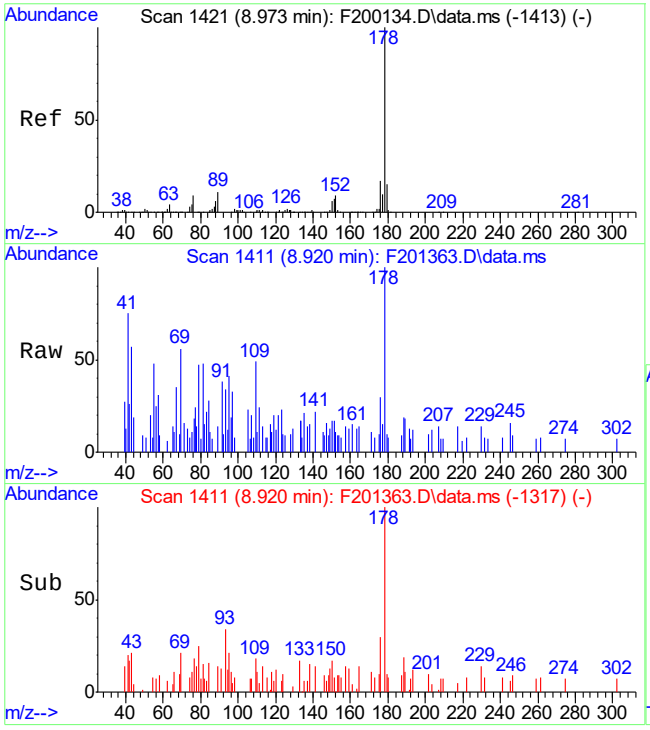

#78
Anthracene
Concen: 0.16 ppm
RT: 8.920 min Scan# 1411
Delta R.T. -0.000 min
Lab File: F201363.D
Acq: 23 Aug 2021 4:52 pm

Tgt Ion:178 Resp: 8187

Ion	Ratio	Lower	Upper
178	100		
179	0.0	0.0	44.9
176	30.7	0.0	47.2

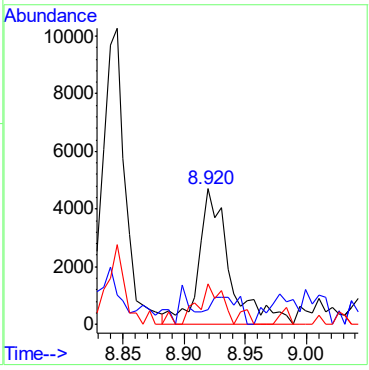

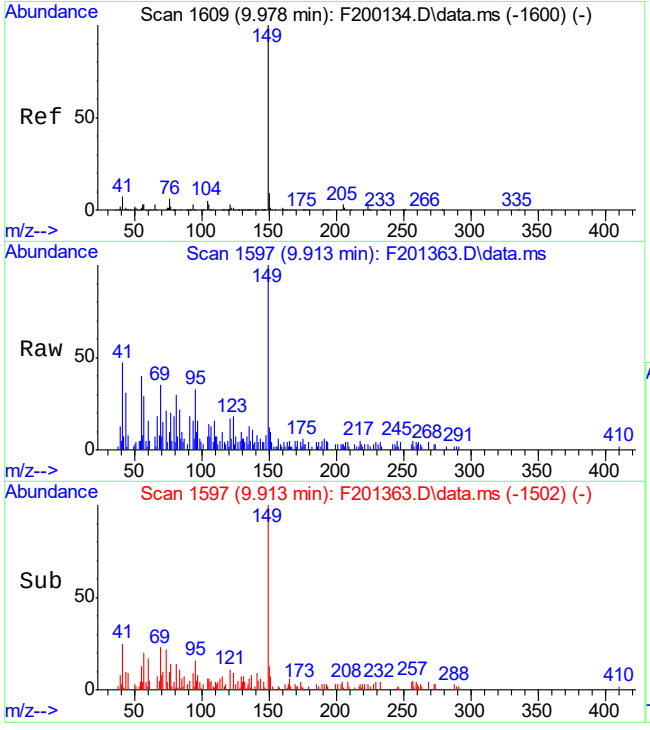

#80
Di-n-butylphthalate
Concen: 0.44 ppm
RT: 9.913 min Scan# 1597
Delta R.T. 0.005 min
Lab File: F201363.D
Acq: 23 Aug 2021 4:52 pm

Tgt Ion:149 Resp: 24266

Ion	Ratio	Lower	Upper
149	100		
150	9.3	0.0	38.9
104	7.6	0.0	35.5

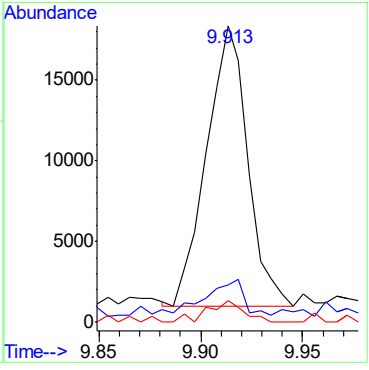

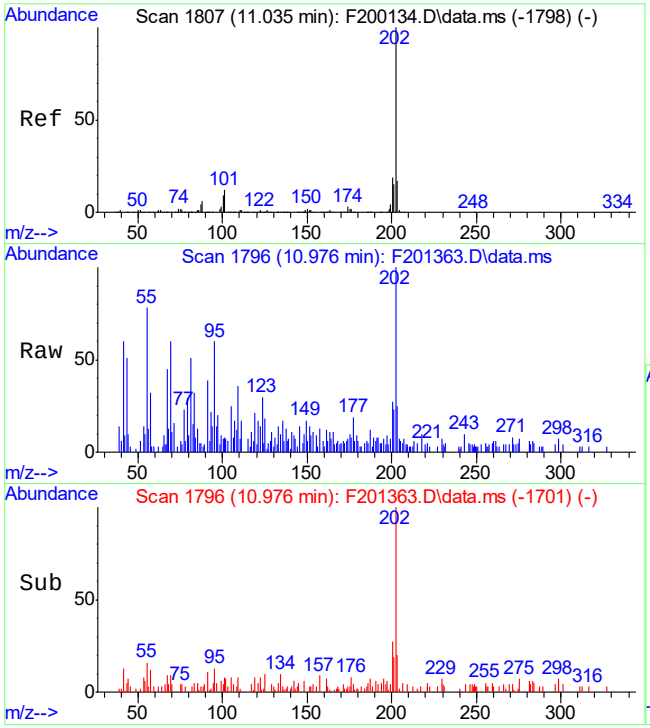

#81
Fluoranthene
Concen: 0.40 ppm
RT: 10.976 min Scan# 1796
Delta R.T. 0.005 min
Lab File: F201363.D
Acq: 23 Aug 2021 4:52 pm

Tgt Ion:202 Resp: 21706

Ion	Ratio	Lower	Upper
202	100		
101	14.8	0.0	41.9
100	6.9	0.0	38.7

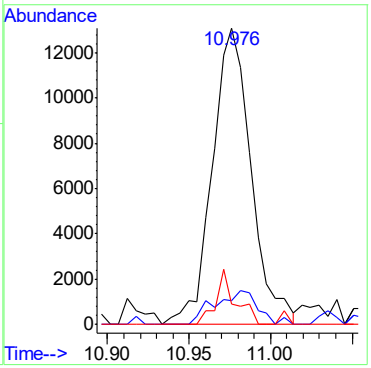

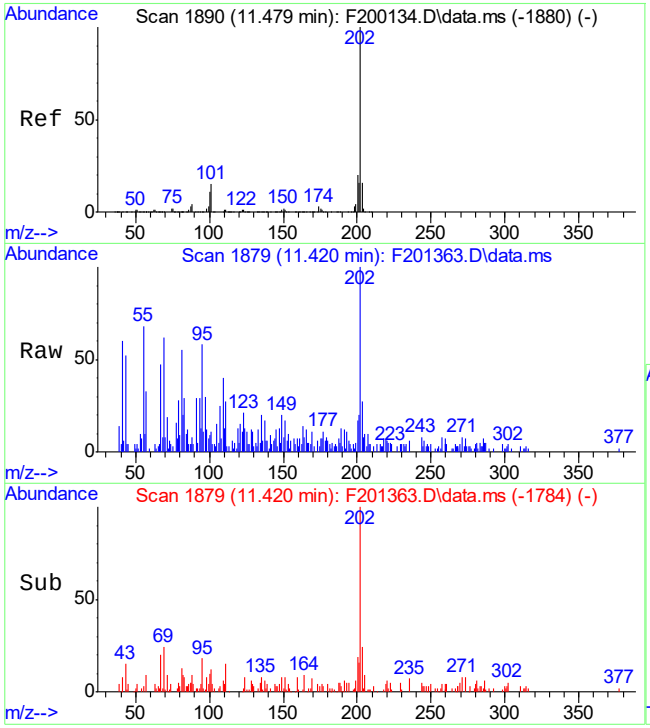

#85
Pyrene
Concen: 0.46 ppm
RT: 11.420 min Scan# 1879
Delta R.T. 0.005 min
Lab File: F201363.D
Acq: 23 Aug 2021 4:52 pm

Tgt Ion:202 Resp: 24744

Ion	Ratio	Lower	Upper
202	100		
101	8.7	0.0	44.5
100	4.6	0.0	41.1

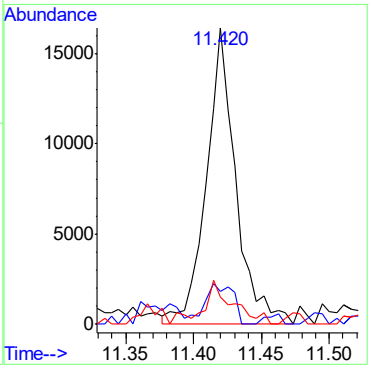

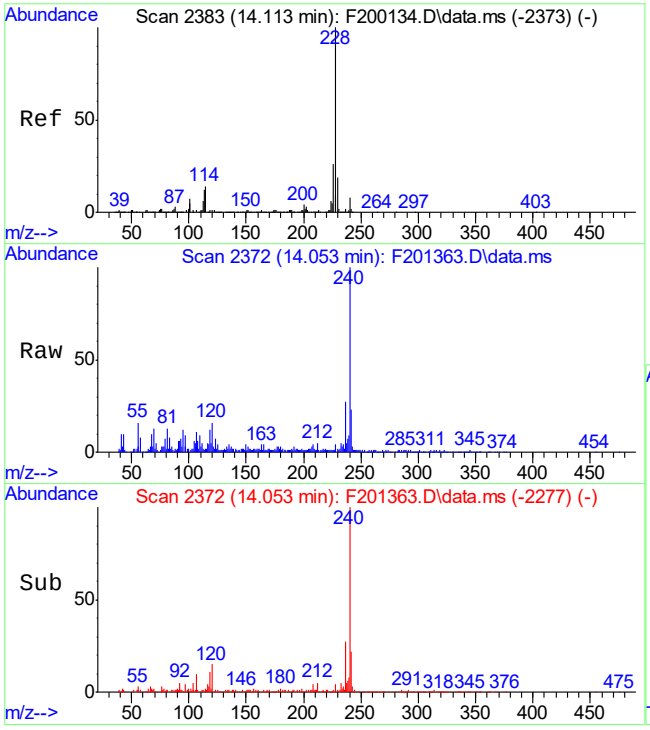

#88
Benzo[a]anthracene
Concen: 0.30 ppm
RT: 14.053 min Scan# 2372
Delta R.T. 0.005 min
Lab File: F201363.D
Acq: 23 Aug 2021 4:52 pm

Tgt Ion:228 Resp: 14674

Ion	Ratio	Lower	Upper
228	100		
229	8.1	0.0	49.3
226	8.7	0.0	56.3

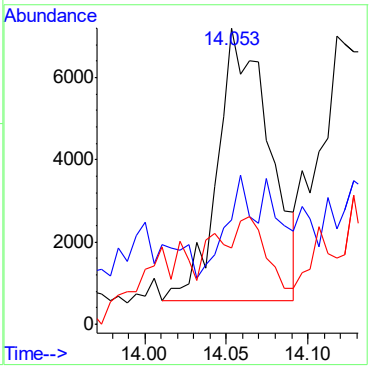

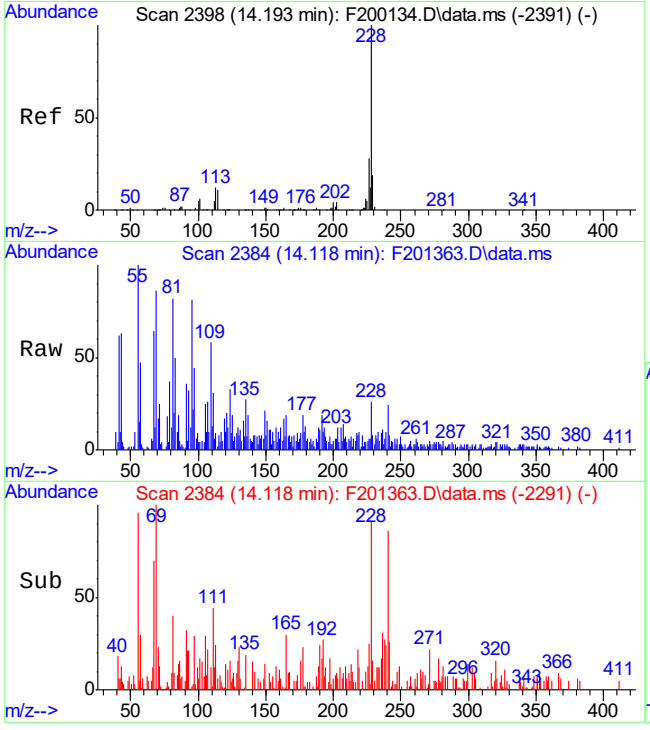

#90
Chrysene
Concen: 0.32 ppm
RT: 14.118 min Scan# 2384
Delta R.T. -0.006 min
Lab File: F201363.D
Acq: 23 Aug 2021 4:52 pm

Tgt Ion:228 Resp: 15748

Ion	Ratio	Lower	Upper
228	100		
226	17.3	0.0	57.8
229	10.9	0.0	48.8

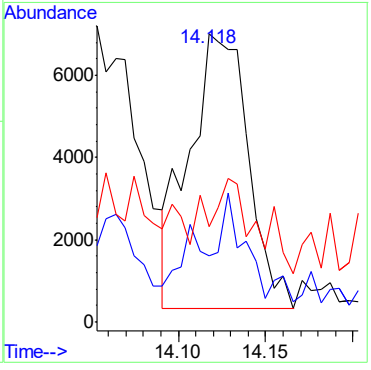

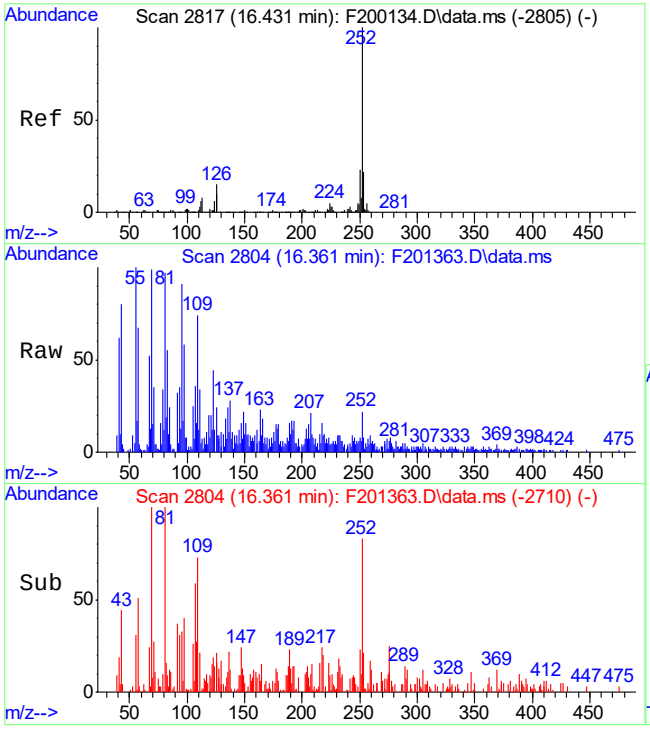

#94
Benzo[b]fluoranthene
Concen: 0.39 ppm
RT: 16.361 min Scan# 2804
Delta R.T. -0.000 min
Lab File: F201363.D
Acq: 23 Aug 2021 4:52 pm

Tgt Ion:252 Resp: 19651

Ion	Ratio	Lower	Upper
252	100		
253	21.9	0.0	51.3
125	15.0	0.0	39.6

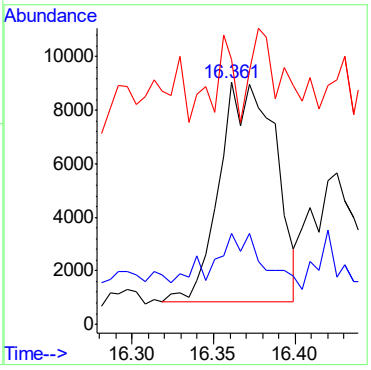

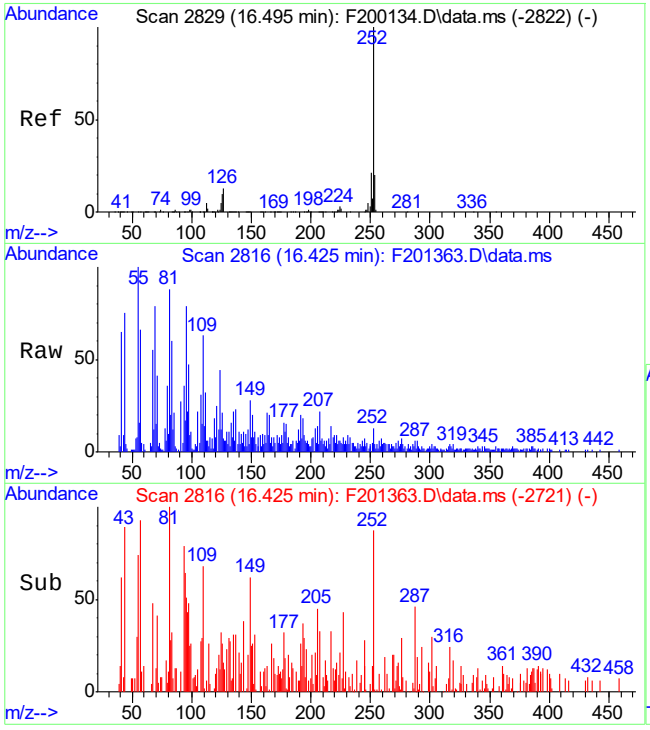

#95
Benzo[k]fluoranthene
Concen: 0.19 ppm
RT: 16.425 min Scan# 2816
Delta R.T. 0.005 min
Lab File: F201363.D
Acq: 23 Aug 2021 4:52 pm

Tgt Ion:252 Resp: 9094

Ion	Ratio	Lower	Upper
252	100		
253	0.0	0.0	51.3
125	0.0	0.0	40.4

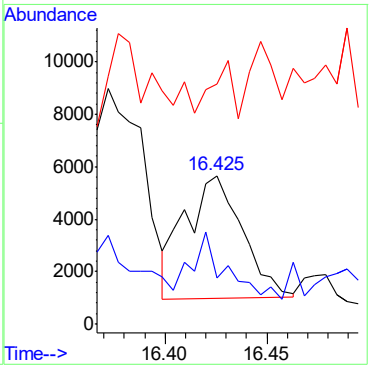

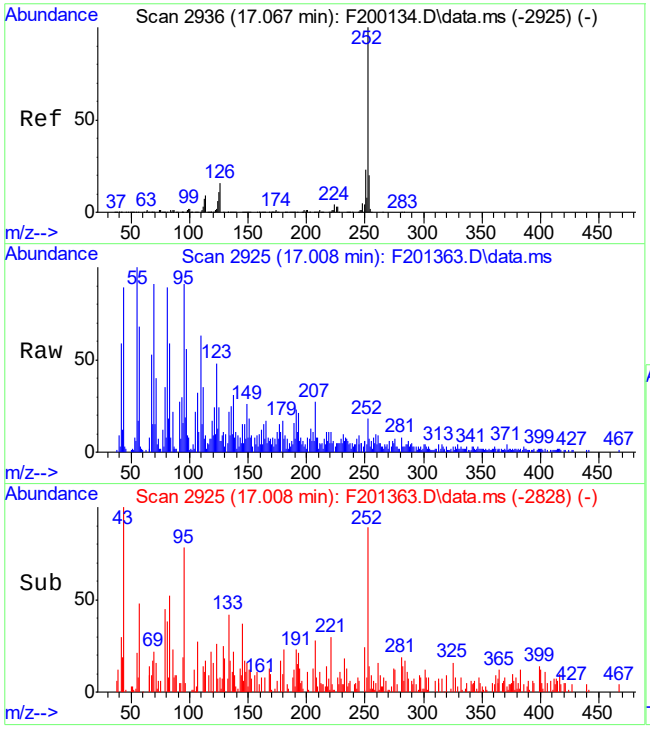

#96
Benzo[a]pyrene
Concen: 0.34 ppm
RT: 17.008 min Scan# 2925
Delta R.T. 0.016 min
Lab File: F201363.D
Acq: 23 Aug 2021 4:52 pm

Tgt Ion:252 Resp: 15270

Ion	Ratio	Lower	Upper
252	100		
253	13.4	0.0	50.1
125	11.6	0.0	40.9

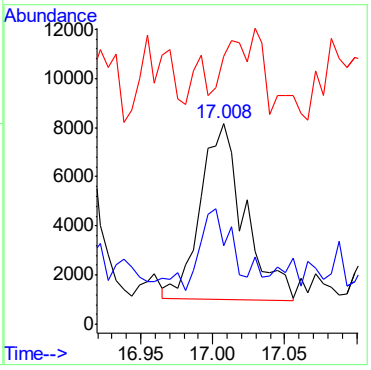

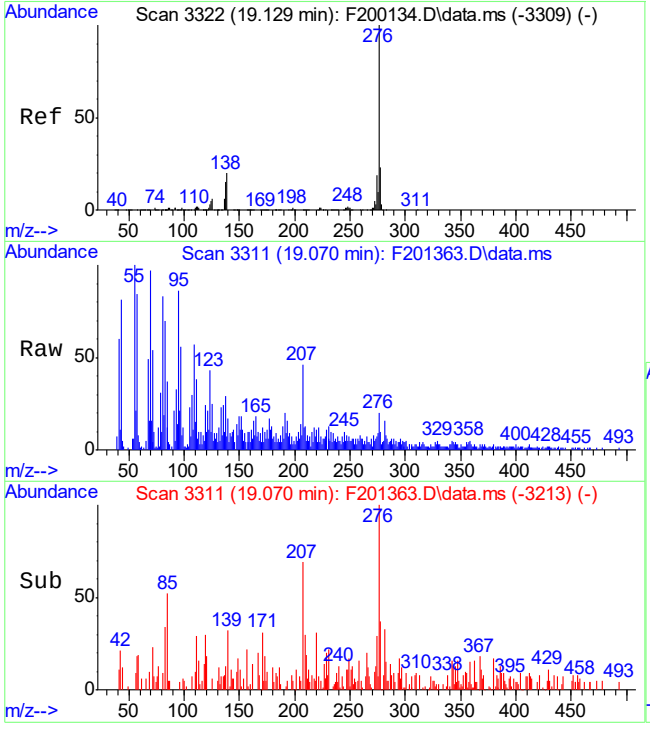

#97
Indeno[1,2,3-cd]pyrene
Concen: 0.38 ppm
RT: 19.070 min Scan# 3311
Delta R.T. 0.021 min
Lab File: F201363.D
Acq: 23 Aug 2021 4:52 pm

Tgt Ion:276 Resp: 15254

Ion	Ratio	Lower	Upper
276	100		
138	1.2	0.0	50.0
137	33.1	0.0	45.3

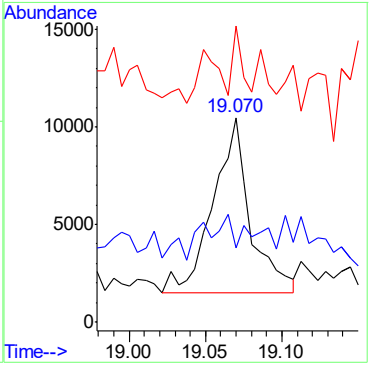

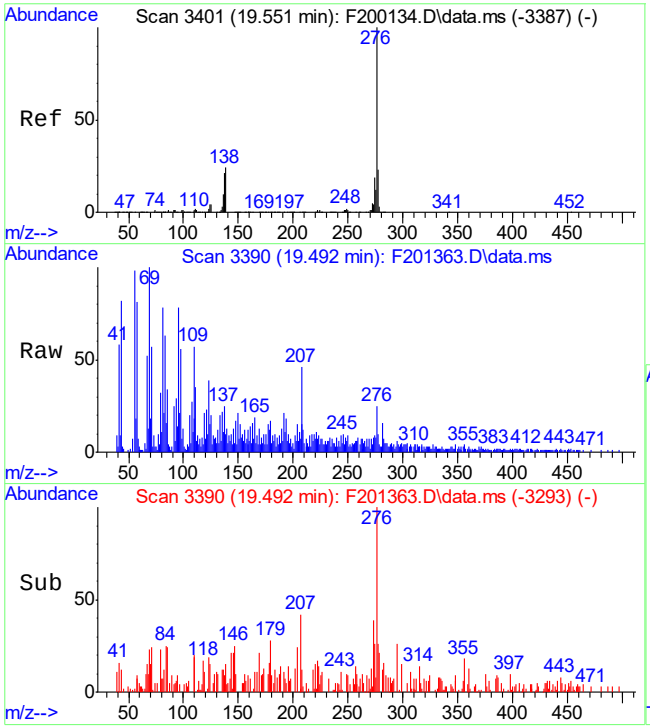

#101
Benzo[g,h,i]perylene
Concen: 0.63 ppm
RT: 19.492 min Scan# 3390
Delta R.T. 0.016 min
Lab File: F201363.D
Acq: 23 Aug 2021 4:52 pm

Tgt Ion:276 Resp: 29132

Ion	Ratio	Lower	Upper
276	100		
138	5.8	0.0	54.3
277	23.1	0.0	52.6

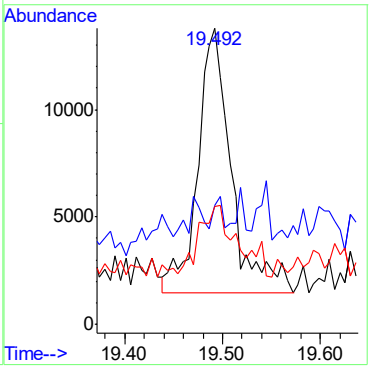

LSC Area Percent Report

Data Path : C:\MSDCHEM\1\DATA\EF8812\
Data File : F201363.D
Acq On : 23 Aug 2021 4:52 pm
Operator : kristis
Sample : jd30019-2
Misc : op34963,ef8812,31.02,,,1,2
ALS Vial : 10 Sample Multiplier: 1

Integration Parameters: rteint.p
Integrator: RTE
Smoothing : ON Filtering: 5
Sampling : 1 Min Area: 800 Area counts
Start Thrs: 0.02 Max Peaks: 200
Stop Thrs : 0 Peak Location: TOP

If leading or trailing edge < 100 prefer < Baseline drop else tangent >
Peak separation: 5

Method : C:\MSDCHEM\1\METHODS\MF8747.M
Title : Semi Volatile Extractables by GC/MS

Signal : TIC: F201363.D\data.ms

peak #	R.T. min	first scan	max scan	last scan	PK TY	peak height	corr. area	corr. % max.	% of total
1	2.065	125	128	132	rVB4	8786	8534	0.17%	0.021%
2	2.097	132	134	137	rVB4	8041	8878	0.18%	0.022%
3	2.162	142	146	151	rVB7	9081	15741	0.32%	0.039%
4	2.274	163	167	172	rVB8	7764	15501	0.31%	0.038%
5	2.317	172	175	180	rBV5	7352	13131	0.26%	0.033%
6	2.391	188	189	195	rBV6	8077	7201	0.14%	0.018%
7	2.541	215	217	224	rVB6	10519	10859	0.22%	0.027%
8	2.594	224	227	232	rVB2	40480	42571	0.85%	0.105%
9	2.653	235	238	240	rBV4	8573	7811	0.16%	0.019%
10	2.712	246	249	255	rBV	38403	43454	0.87%	0.108%
11	2.760	255	258	264	rVB8	9319	16951	0.34%	0.042%
12	2.824	264	270	275	rBV10	13485	27223	0.55%	0.067%
13	2.915	285	287	291	rVB5	6783	7396	0.15%	0.018%
14	2.963	291	296	298	rBV5	12430	15217	0.31%	0.038%
15	3.016	303	306	312	rVB7	11158	13089	0.26%	0.032%
16	3.096	316	321	324	rVB7	11565	16939	0.34%	0.042%
17	3.123	324	326	333	rVB5	23612	26640	0.53%	0.066%
18	3.193	333	339	342	rVB4	22375	21380	0.43%	0.053%
19	3.257	342	351	354	rBV8	15404	24900	0.50%	0.062%
20	3.310	357	361	366	rBV	55720	54769	1.10%	0.136%
21	3.358	366	370	381	rVB	235571	225354	4.52%	0.558%
22	3.486	391	394	396	rBV4	19428	19070	0.38%	0.047%
23	3.545	401	405	410	rBV5	10988	17121	0.34%	0.042%
24	3.641	414	423	442	rBV	694287	823948	16.52%	2.041%
25	3.791	448	451	454	rBV5	14022	9824	0.20%	0.024%
26	3.909	470	473	480	rVB8	8708	15356	0.31%	0.038%
27	3.989	482	488	491	rBV7	7336	12573	0.25%	0.031%
28	4.058	496	501	506	rBV5	14655	21258	0.43%	0.053%
29	4.101	506	509	513	rVB3	7587	7554	0.15%	0.019%
30	4.144	513	517	523	rBV	99100	83550	1.68%	0.207%
31	4.229	527	533	537	rVB8	9663	15117	0.30%	0.037%
32	4.272	537	541	544	rVB3	15024	13768	0.28%	0.034%
33	4.298	544	546	548	rBV3	9248	6779	0.14%	0.017%
34	4.341	548	554	556	rBV	188944	155189	3.11%	0.384%

LSC Area Percent Report

Data Path : C:\MSDCHEM\1\DATA\EF8812\
Data File : F201363.D
Acq On : 23 Aug 2021 4:52 pm
Operator : kristis
Sample : jd30019-2
Misc : op34963,ef8812,31.02,,,1,2
ALS Vial : 10 Sample Multiplier: 1

Integration Parameters: rteint.p
Integrator: RTE
Smoothing : ON Filtering: 5
Sampling : 1 Min Area: 800 Area counts
Start Thrs: 0.02 Max Peaks: 200
Stop Thrs : 0 Peak Location: TOP

If leading or trailing edge < 100 prefer < Baseline drop else tangent >
Peak separation: 5

Method : C:\MSDCHEM\1\METHODS\MF8747.M
Title : Semi Volatile Extractables by GC/MS

35	4.368	556	559	567	rVV	577278	773034	15.50%	1.915%
36	4.421	567	569	579	rVB	59706	56503	1.13%	0.140%
37	4.496	579	583	586	rVB3	18031	21372	0.43%	0.053%
38	4.523	586	588	592	rBV3	13150	14909	0.30%	0.037%
39	4.560	592	595	599	rBV6	6622	9098	0.18%	0.023%
40	4.614	600	605	615	rVB	4212764	3198454	64.14%	7.924%
41	4.795	637	639	645	rVB6	11115	14919	0.30%	0.037%
42	4.843	645	648	650	rBV4	11914	10240	0.21%	0.025%
43	4.870	650	653	660	rBV7	10442	15554	0.31%	0.039%
44	4.950	667	668	673	rVB5	6995	7344	0.15%	0.018%
45	5.020	673	681	690	rBV	1010927	805158	16.15%	1.995%
46	5.078	690	692	697	rVB6	14032	12342	0.25%	0.031%
47	5.132	697	702	704	rVB6	7979	9567	0.19%	0.024%
48	5.164	704	708	712	rVB	330396	247105	4.96%	0.612%
49	5.255	723	725	729	rBV5	6399	7069	0.14%	0.018%
50	5.298	729	733	738	rBV8	12813	17601	0.35%	0.044%
51	5.356	738	744	749	rBV10	16701	31604	0.63%	0.078%
52	5.431	757	758	765	rVB6	7233	9853	0.20%	0.024%
53	5.490	765	769	772	rBV6	7800	8801	0.18%	0.022%
54	5.538	772	778	795	rVB	5874008	4192387	84.07%	10.387%
55	5.661	798	801	803	rVB4	7382	7682	0.15%	0.019%
56	5.736	812	815	822	rVB8	10356	14550	0.29%	0.036%
57	5.789	822	825	831	rBV5	43213	57004	1.14%	0.141%
58	5.837	831	834	838	rVB6	6785	7171	0.14%	0.018%
59	5.912	844	848	852	rBV	144790	97661	1.96%	0.242%
60	5.965	856	858	863	rVB5	13632	9507	0.19%	0.024%
61	6.008	863	866	870	rVB5	11239	9445	0.19%	0.023%
62	6.045	870	873	880	rBV2	43414	49753	1.00%	0.123%
63	6.093	880	882	885	rBV3	22216	22220	0.45%	0.055%
64	6.126	885	888	895	rVB5	20916	26675	0.53%	0.066%
65	6.206	895	903	907	rBV10	18458	23748	0.48%	0.059%
66	6.232	907	908	913	rVB5	11602	14600	0.29%	0.036%
67	6.291	913	919	923	rBV9	14887	27913	0.56%	0.069%
68	6.334	923	927	932	rBV	2081336	1555994	31.20%	3.855%
69	6.377	932	935	937	rBV4	12973	12711	0.25%	0.031%
70	6.398	938	939	947	rVB7	14439	22197	0.45%	0.055%
71	6.462	947	951	957	rBV9	16076	21855	0.44%	0.054%

LSC Area Percent Report

Data Path : C:\MSDCHEM\1\DATA\EF8812\
Data File : F201363.D
Acq On : 23 Aug 2021 4:52 pm
Operator : kristis
Sample : jd30019-2
Misc : op34963,ef8812,31.02,,,1,2
ALS Vial : 10 Sample Multiplier: 1

Integration Parameters: rteint.p
Integrator: RTE
Smoothing : ON Filtering: 5
Sampling : 1 Min Area: 800 Area counts
Start Thrs: 0.02 Max Peaks: 200
Stop Thrs : 0 Peak Location: TOP

If leading or trailing edge < 100 prefer < Baseline drop else tangent >
Peak separation: 5

Method : C:\MSDCHEM\1\METHODS\MF8747.M
Title : Semi Volatile Extractables by GC/MS

72	6.510	957	960	964	rVB6	18253	17742	0.36%	0.044%
73	6.553	964	968	975	rBV8	12253	22187	0.44%	0.055%
74	6.617	977	980	983	rBV4	20427	24081	0.48%	0.060%
75	6.649	983	986	990	rBV4	26973	35561	0.71%	0.088%
76	6.681	990	992	998	rVB6	20153	18135	0.36%	0.045%
77	6.735	998	1002	1006	rBV7	8733	15096	0.30%	0.037%
78	6.767	1006	1008	1011	rVB4	8638	7814	0.16%	0.019%
79	6.804	1011	1015	1019	rBV4	18411	21440	0.43%	0.053%
80	6.847	1019	1023	1027	rBV7	17390	22606	0.45%	0.056%
81	6.879	1027	1029	1032	rVB4	14662	13339	0.27%	0.033%
82	6.938	1032	1040	1057	rBV	5276439	4802624	96.30%	11.899%
83	7.050	1057	1061	1065	rBV7	16084	21912	0.44%	0.054%
84	7.141	1072	1078	1080	rBV7	12297	15911	0.32%	0.039%
85	7.167	1080	1083	1089	rVB7	10785	13057	0.26%	0.032%
86	7.226	1090	1094	1096	rVB4	10135	12117	0.24%	0.030%
87	7.263	1098	1101	1106	rBV7	11503	18432	0.37%	0.046%
88	7.306	1106	1109	1111	rVB4	11523	9535	0.19%	0.024%
89	7.322	1111	1112	1115	rVB3	10936	7350	0.15%	0.018%
90	7.376	1115	1122	1123	rBV7	12498	20482	0.41%	0.051%
91	7.424	1128	1131	1136	rVB7	24037	26579	0.53%	0.066%
92	7.461	1136	1138	1142	rBV4	8541	10891	0.22%	0.027%
93	7.520	1142	1149	1154	rBV4	15298	30331	0.61%	0.075%
94	7.568	1155	1158	1163	rVB6	11757	19120	0.38%	0.047%
95	7.616	1163	1167	1170	rBV6	12516	18363	0.37%	0.045%
96	7.675	1173	1178	1186	rBV6	17119	32890	0.66%	0.081%
97	7.728	1186	1188	1193	rBV7	11559	18867	0.38%	0.047%
98	7.766	1193	1195	1198	rVB4	8985	8053	0.16%	0.020%
99	7.819	1198	1205	1221	rBV	393817	650973	13.05%	1.613%
100	7.921	1221	1224	1228	rVB6	12686	17079	0.34%	0.042%
101	7.958	1228	1231	1233	rBV3	9093	9578	0.19%	0.024%
102	8.001	1233	1239	1240	rBV6	6979	8913	0.18%	0.022%
103	8.043	1241	1247	1255	rVB6	24045	56591	1.13%	0.140%
104	8.102	1255	1258	1262	rBV6	9970	13556	0.27%	0.034%
105	8.161	1262	1269	1273	rVB10	12699	26632	0.53%	0.066%
106	8.225	1280	1281	1284	rVB3	10981	7609	0.15%	0.019%
107	8.252	1284	1286	1291	rBV6	10807	16025	0.32%	0.040%
108	8.316	1295	1298	1300	rVB4	10138	8170	0.16%	0.020%
109	8.332	1300	1301	1304	rBV3	14339	10754	0.22%	0.027%

LSC Area Percent Report

Data Path : C:\MSDCHEM\1\DATA\EF8812\
Data File : F201363.D
Acq On : 23 Aug 2021 4:52 pm
Operator : kristis
Sample : jd30019-2
Misc : op34963,ef8812,31.02,,,1,2
ALS Vial : 10 Sample Multiplier: 1

Integration Parameters: rteint.p
Integrator: RTE
Smoothing : ON Filtering: 5
Sampling : 1 Min Area: 800 Area counts
Start Thrs: 0.02 Max Peaks: 200
Stop Thrs : 0 Peak Location: TOP

If leading or trailing edge < 100 prefer < Baseline drop else tangent >
Peak separation: 5

Method : C:\MSDCHEM\1\METHODS\MF8747.M
Title : Semi Volatile Extractables by GC/MS

110	8.396	1308	1313	1318	rBV9	13327	27652	0.55%	0.069%
111	8.449	1318	1323	1326	rBV6	14175	17110	0.34%	0.042%
112	8.487	1326	1330	1331	rBV4	10307	9919	0.20%	0.025%
113	8.583	1344	1348	1350	rBV5	13592	18431	0.37%	0.046%
114	8.620	1350	1355	1357	rBV6	16502	13687	0.27%	0.034%
115	8.711	1365	1372	1376	rBV10	25013	26252	0.53%	0.065%
116	8.807	1376	1390	1402	rBV	3965424	4986916	100.00%	12.355%
117	8.898	1402	1407	1408	rVV4	18865	18660	0.37%	0.046%
118	8.920	1408	1411	1418	rVB8	15281	17959	0.36%	0.044%
119	8.984	1420	1423	1424	rBV2	22440	22518	0.45%	0.056%
120	9.021	1426	1430	1433	rVB6	15412	23181	0.46%	0.057%
121	9.058	1433	1437	1440	rBV5	17893	24673	0.49%	0.061%
122	9.123	1445	1449	1454	rVB8	7421	12302	0.25%	0.030%
123	9.176	1457	1459	1463	rBV5	14737	22492	0.45%	0.056%
124	9.224	1467	1468	1472	rBV4	7132	9750	0.20%	0.024%
125	9.342	1484	1490	1492	rBV7	20753	38641	0.77%	0.096%
126	9.454	1506	1511	1516	rBV9	25487	45167	0.91%	0.112%
127	9.491	1516	1518	1520	rVB3	12354	8570	0.17%	0.021%
128	9.534	1521	1526	1529	rBV7	13045	20550	0.41%	0.051%
129	9.646	1540	1547	1548	rBV7	17358	30525	0.61%	0.076%
130	9.667	1548	1551	1554	rBV5	7637	10898	0.22%	0.027%
131	9.700	1554	1557	1560	rBV4	25577	23149	0.46%	0.057%
132	9.785	1570	1573	1575	rBV4	17067	16398	0.33%	0.041%
133	9.817	1575	1579	1587	rVB10	43758	85388	1.71%	0.212%
134	9.897	1587	1594	1602	rBV5	190019	378224	7.58%	0.937%
135	9.951	1602	1604	1607	rVB4	13305	11444	0.23%	0.028%
136	10.025	1613	1618	1622	rBV7	20138	32695	0.66%	0.081%
137	10.079	1622	1628	1630	rBV7	21454	26221	0.53%	0.065%
138	10.239	1651	1658	1661	rBV9	25055	51836	1.04%	0.128%
139	10.357	1678	1680	1682	rBV3	16904	11159	0.22%	0.028%
140	10.378	1683	1684	1689	rVB5	14656	15121	0.30%	0.037%
141	10.442	1689	1696	1699	rBV8	17764	41513	0.83%	0.103%
142	10.538	1712	1714	1717	rBV4	20851	17843	0.36%	0.044%
143	10.592	1721	1724	1727	rBV5	19127	25919	0.52%	0.064%
144	10.645	1732	1734	1737	rBV4	14769	12610	0.25%	0.031%
145	10.682	1739	1741	1743	rBV3	17145	15776	0.32%	0.039%
146	10.715	1744	1747	1750	rVV5	15771	18122	0.36%	0.045%

LSC Area Percent Report

Data Path : C:\MSDCHEM\1\DATA\EF8812\
Data File : F201363.D
Acq On : 23 Aug 2021 4:52 pm
Operator : kristis
Sample : jd30019-2
Misc : op34963,ef8812,31.02,,,1,2
ALS Vial : 10 Sample Multiplier: 1

Integration Parameters: rteint.p
Integrator: RTE
Smoothing : ON Filtering: 5
Sampling : 1 Min Area: 800 Area counts
Start Thrs: 0.02 Max Peaks: 200
Stop Thrs : 0 Peak Location: TOP

If leading or trailing edge < 100 prefer < Baseline drop else tangent >
Peak separation: 5

Method : C:\MSDCHEM\1\METHODS\MF8747.M
Title : Semi Volatile Extractables by GC/MS

147	10.763	1754	1756	1757	rVB2	14136	9000	0.18%	0.022%
148	10.816	1761	1766	1770	rBV8	18576	32995	0.66%	0.082%
149	10.859	1772	1774	1775	rBV2	14494	10301	0.21%	0.026%
150	10.982	1789	1797	1799	rBV6	45191	76580	1.54%	0.190%
151	11.014	1800	1803	1806	rVB5	25257	26573	0.53%	0.066%
152	11.040	1806	1808	1814	rBV7	21200	30104	0.60%	0.075%
153	11.105	1817	1820	1821	rBV3	22828	19733	0.40%	0.049%
154	11.174	1829	1833	1836	rBV6	20682	19736	0.40%	0.049%
155	11.227	1836	1843	1847	rBV10	32677	71385	1.43%	0.177%
156	11.281	1850	1853	1859	rVB8	27561	45638	0.92%	0.113%
157	11.372	1860	1870	1877	rVV4	190615	384603	7.71%	0.953%
158	11.414	1877	1878	1885	rVB5	36027	53011	1.06%	0.131%
159	11.521	1894	1898	1906	rBV5	109472	238899	4.79%	0.592%
160	11.575	1906	1908	1916	rVB9	41261	61671	1.24%	0.153%
161	11.655	1920	1923	1925	rVV4	19179	19710	0.40%	0.049%
162	11.735	1932	1938	1942	rBV9	37280	70952	1.42%	0.176%
163	11.810	1950	1952	1954	rBV3	25779	20213	0.41%	0.050%
164	11.863	1954	1962	1969	rBV	1141101	1741933	34.93%	4.316%
165	12.002	1985	1988	1989	rBV3	35556	23201	0.47%	0.057%
166	12.034	1990	1994	1997	rVB6	23621	32761	0.66%	0.081%
167	12.082	1998	2003	2004	rBV5	32085	36624	0.73%	0.091%
168	12.130	2009	2012	2013	rBV3	29110	30591	0.61%	0.076%
169	12.253	2033	2035	2040	rBV6	30392	33409	0.67%	0.083%
170	12.360	2051	2055	2060	rBV8	37395	69195	1.39%	0.171%
171	12.419	2063	2066	2069	rVV5	34196	32306	0.65%	0.080%
172	12.440	2069	2070	2074	rBV4	22302	28623	0.57%	0.071%
173	12.499	2079	2081	2083	rBV3	31996	27724	0.56%	0.069%
174	12.558	2089	2092	2095	rBV5	32094	25934	0.52%	0.064%
175	12.670	2108	2113	2119	rBV10	64009	132188	2.65%	0.327%
176	12.803	2136	2138	2140	rBV3	16262	12042	0.24%	0.030%
177	12.894	2153	2155	2157	rBV3	36393	31332	0.63%	0.078%
178	12.948	2162	2165	2170	rVB7	39923	37223	0.75%	0.092%
179	12.985	2171	2172	2176	rBV4	21873	28283	0.57%	0.070%
180	13.092	2190	2192	2196	rVB5	27536	27320	0.55%	0.068%
181	13.167	2203	2206	2209	rBV5	40766	44813	0.90%	0.111%
182	13.220	2213	2216	2220	rBV6	22650	31790	0.64%	0.079%
183	13.679	2298	2302	2305	rVB6	29056	31269	0.63%	0.077%
184	13.770	2316	2319	2327	rVB10	44984	77562	1.56%	0.192%

LSC Area Percent Report

Data Path : C:\MSDCHEM\1\DATA\EF8812\
Data File : F201363.D
Acq On : 23 Aug 2021 4:52 pm
Operator : kristis
Sample : jd30019-2
Misc : op34963,ef8812,31.02,,,1,2
ALS Vial : 10 Sample Multiplier: 1

Integration Parameters: rteint.p
Integrator: RTE
Smoothing : ON Filtering: 5
Sampling : 1 Min Area: 800 Area counts
Start Thrs: 0.02 Max Peaks: 200
Stop Thrs : 0 Peak Location: TOP

If leading or trailing edge < 100 prefer < Baseline drop else tangent >
Peak separation: 5

Method : C:\MSDCHEM\1\METHODS\MF8747.M
Title : Semi Volatile Extractables by GC/MS

185	13.904	2341	2344	2348	rBV6	27291	45737	0.92%	0.113%
186	14.075	2367	2376	2385	rBV2	2700255	4896872	98.19%	12.132%
187	14.524	2457	2460	2462	rBV4	46951	50806	1.02%	0.126%
188	14.598	2469	2474	2475	rBV5	51334	78865	1.58%	0.195%
189	15.159	2575	2579	2585	rBV9	52889	77338	1.55%	0.192%
190	15.314	2605	2608	2610	rBV4	66198	80733	1.62%	0.200%
191	15.442	2629	2632	2636	rBV6	68152	104573	2.10%	0.259%
192	15.961	2728	2729	2734	rBV5	46974	73008	1.46%	0.181%
193	16.126	2758	2760	2769	rVB10	59210	114346	2.29%	0.283%
194	16.356	2801	2803	2805	rBV3	50883	51140	1.03%	0.127%
195	16.644	2852	2857	2862	rVB9	125484	202475	4.06%	0.502%
196	16.901	2902	2905	2908	rVB4	86612	97996	1.97%	0.243%
197	17.050	2930	2933	2938	rBV7	79676	100699	2.02%	0.249%
198	17.131	2940	2948	2957	rVB2	2634880	4818554	96.62%	11.938%
199	18.824	3260	3265	3273	rVB2	115660	214464	4.30%	0.531%
200	19.262	3345	3347	3348	rBV2	71565	60315	1.21%	0.149%

Sum of corrected areas: 40363060

LSC Report - Integrated Chromatogram

Data Path : C:\MSDCHEM\1\DATA\EF8812\
Data File : F201363.D
Acq On : 23 Aug 2021 4:52 pm
Operator : kristis
Sample : jd30019-2
Misc : op34963,ef8812,31.02,,,1,2
ALS Vial : 10 Sample Multiplier: 1

Quant Method : C:\MSDCHEM\1\METHODS\MF8747.M
Quant Title : Semi Volatile Extractables by GC/MS

TIC Library : C:\Database\NIST08.L
TIC Integration Parameters: LSCINT.P

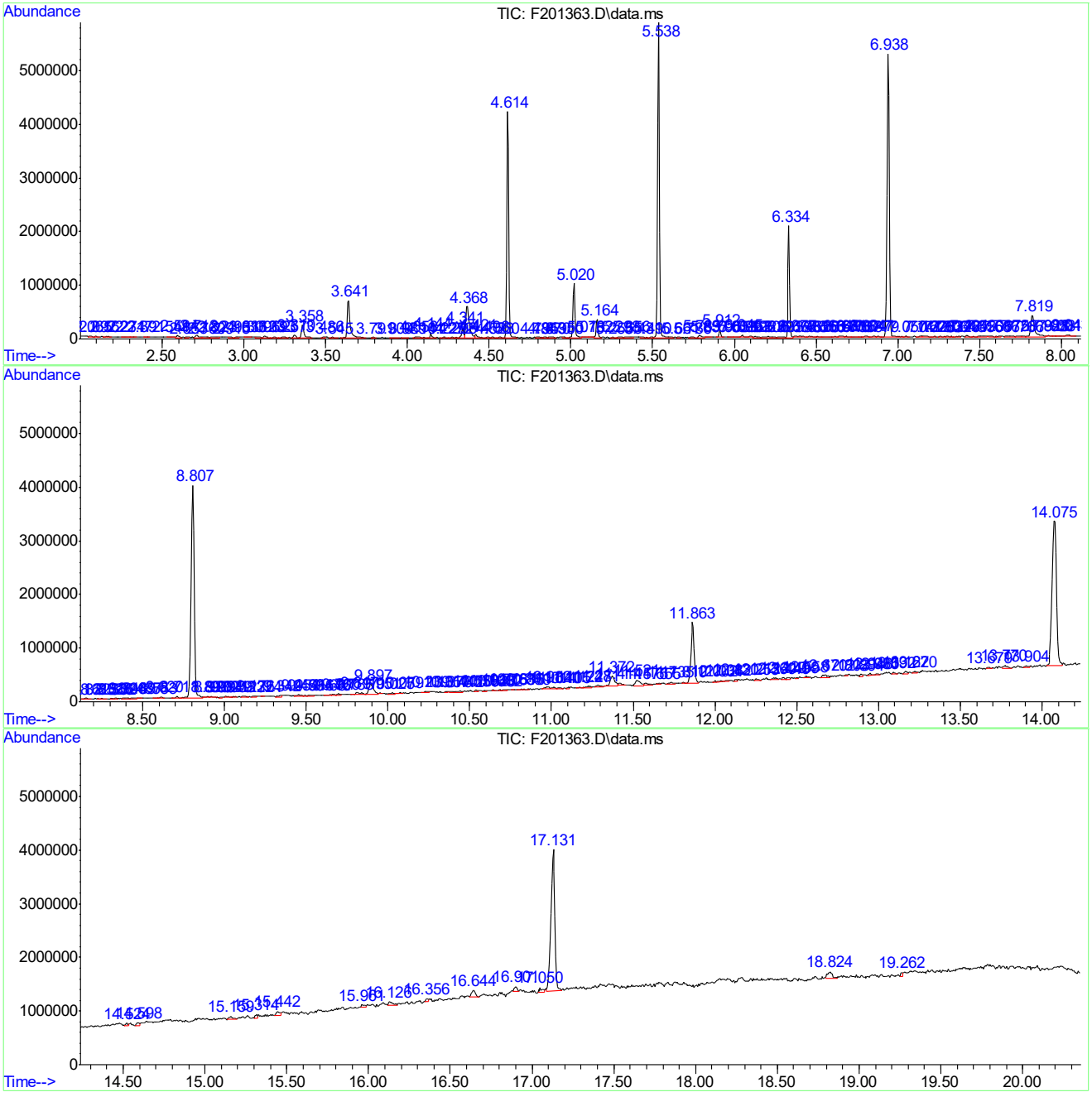

Tentatively Identified Compound (LSC) summary

Data Path : C:\MSDCHEM\1\DATA\EF8812\
Data File : F201363.D
Acq On : 23 Aug 2021 4:52 pm
Operator : kristis
Sample : jd30019-2
Misc : op34963,ef8812,31.02,,,1,2
ALS Vial : 10 Sample Multiplier: 1

Quant Method : C:\MSDCHEM\1\METHODS\MF8747.M
Quant Title : Semi Volatile Extractables by GC/MS

TIC Library : C:\Database\NIST08.L
TIC Integration Parameters: LSCINT.P

					Internal Standard			
TIC Top Hit name	RT	EstConc	Units	Response	#	RT	Resp	Conc

No Library Search Compounds Detected
****

Quantitation Report (QT/LSC Reviewed)

Data Path : C:\msdchem\1\data\altheam\ef8811\
Data File : f201330.d
Acq On : 21 Aug 2021 9:07 am
Operator : chriss2
Sample : jd30019-3 Inst : GCMSF
Misc : op34963,ef8811,31.3,,,1,1
ALS Vial : 22 Sample Multiplier: 1

Quant Method : C:\MSDCHEM\1\METHODS\MF8747.M
Quant Results File: MF8747.RES
Quant Time: Aug 23 03:49:39 2021
Quant Title : Semi Volatile Extractables by GC/MS
QLast Update : Mon Aug 23 02:54:27 2021
Response via : Initial Calibration

Compound	R.T.	QIon	Response	Conc	Units	Dev(Min)
Internal Standards						
1) 1,4-Dichlorobenzene-d4	4.619	152	305815	40.00	ppm	0.00
24) Naphthalene-d8	5.538	136	1183239	40.00	ppm	0.00
46) Acenaphthene-d10	6.938	164	658838	40.00	ppm	0.00
69) Phenanthrene-d10	8.802	188	1228302	40.00	ppm	0.00
83) Chrysene-d12	14.064	240	1172542	40.00	ppm	0.01
92) Perylene-d12	17.115	264	1219616	40.00	ppm	0.02
102) 1,4-Dichlorobenzene-d4b	4.619	152	305815	40.00	ppm	0.00
104) Phenanthrene-d10b	8.802	188	1228302	40.00	ppm	0.00
106) Naphthalene-d8b	5.538	136	1183239	40.00	ppm	0.00
108) Chrysene-d12d	14.064	240	1172542	40.00	ppm	0.01
System Monitoring Compounds						
5) 2-Fluorophenol	3.641	112	291300	31.11	ppm	0.01
Spiked Amount 50.000			Recovery = 62.22%			
8) Phenol-d5	4.368	99	376293	29.65	ppm	0.01
Spiked Amount 50.000			Recovery = 59.30%			
25) Nitrobenzene-d5	5.020	82	377183	33.00	ppm	0.00
Spiked Amount 50.000			Recovery = 66.00%			
51) 2-Fluorobiphenyl	6.334	172	759144	34.64	ppm	0.00
Spiked Amount 50.000			Recovery = 69.28%			
73) 2,4,6-Tribromophenol	7.819	330	114614	35.45	ppm	0.00
Spiked Amount 50.000			Recovery = 70.90%			
86) Terphenyl-d14	11.858	244	1022735	36.57	ppm	0.00
Spiked Amount 50.000			Recovery = 73.14%			
Target Compounds						Qvalue
19) 2-Methylphenol	4.817	108	8048	0.87	ppm	96
21) 3&4-Methylphenol	4.940	108	6123	0.60	ppm	75
81) Fluoranthene	10.971	202	16493	0.48	ppm	86
85) Pyrene	11.414	202	18195	0.50	ppm	78
88) Benzo[a]anthracene	14.048	228	10495	0.31	ppm	75
90) Chrysene	14.112	228	12749	0.37	ppm	95
91) bis(2-Ethylhexyl)phtha...	14.459	149	24011	1.90	ppm	94
94) Benzo[b]fluoranthene	16.367	252	15858	0.44	ppm	83
95) Benzo[k]fluoranthene	16.409	252	7193	0.21	ppm	79

(#) = qualifier out of range (m) = manual integration (+) = signals summed

Quantitation Report (QT/LSC Reviewed)

Data Path : C:\msdchem\1\data\altheam\ef8811\
Data File : f201330.d
Acq On : 21 Aug 2021 9:07 am
Operator : chriss2
Sample : jd30019-3 Inst : GCMSF
Misc : op34963,ef8811,31.3,,,1,1
ALS Vial : 22 Sample Multiplier: 1

Quant Method : C:\MSDCHEM\1\METHODS\MF8747.M
Quant Results File: MF8747.RES
Quant Time: Aug 23 03:49:39 2021
Quant Title : Semi Volatile Extractables by GC/MS
QLast Update : Mon Aug 23 02:54:27 2021
Response via : Initial Calibration

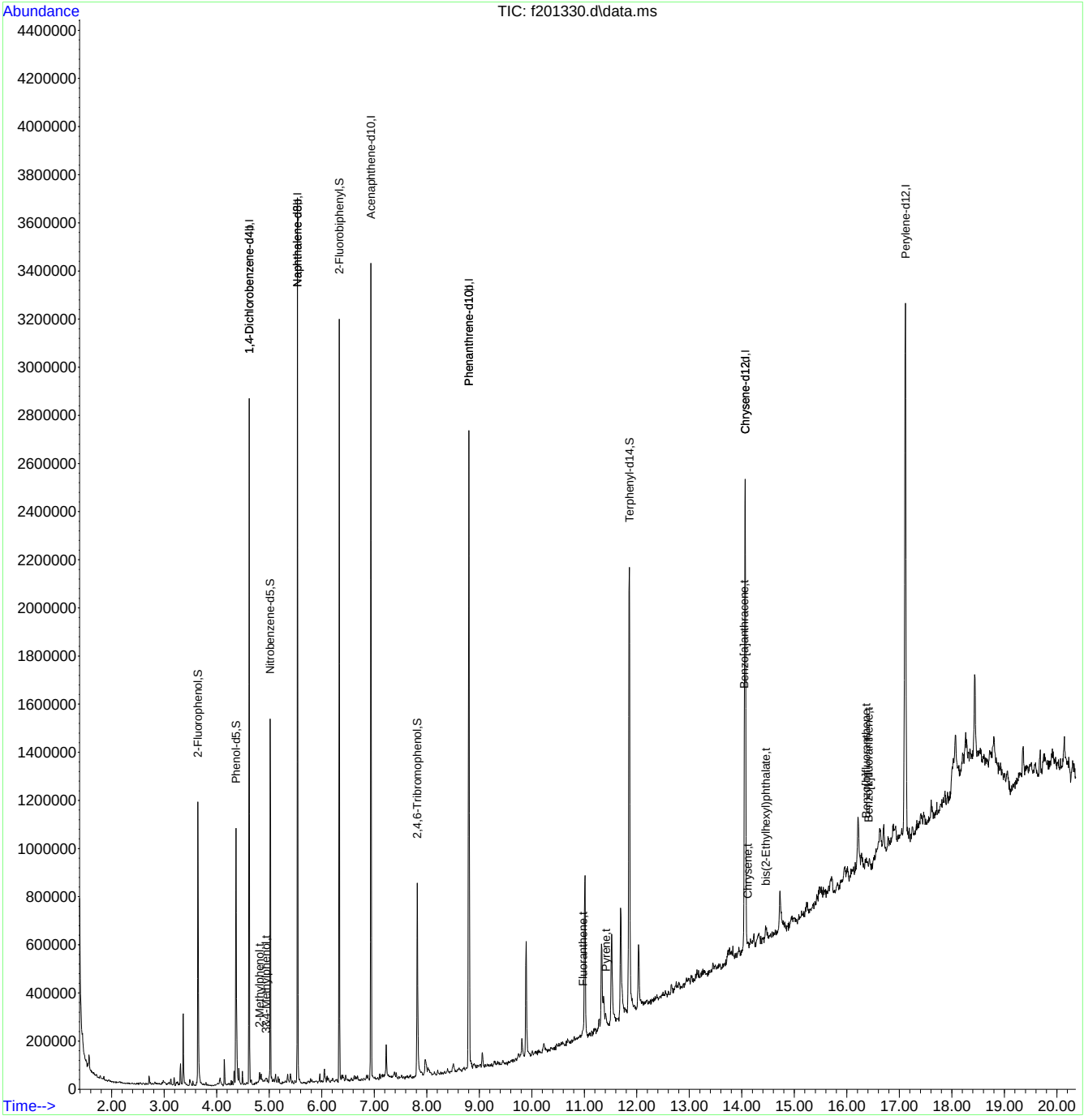

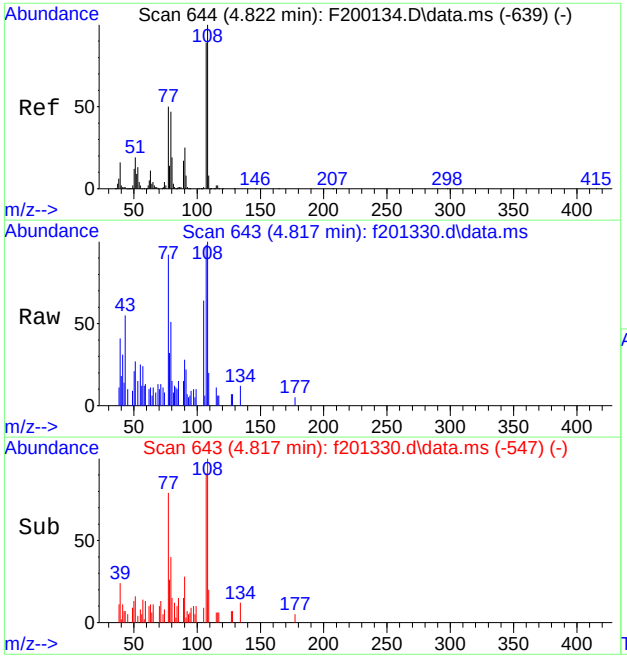

#19
2-Methylphenol
Concen: 0.87 ppm
RT: 4.817 min Scan# 643
Delta R.T. 0.010 min
Lab File: f201330.d
Acq: 21 Aug 2021 9:07 am

Tgt Ion:108 Resp: 8048

Ion	Ratio	Lower	Upper
108	100		
107	93.7	58.8	118.8
90	28.4	0.0	58.4

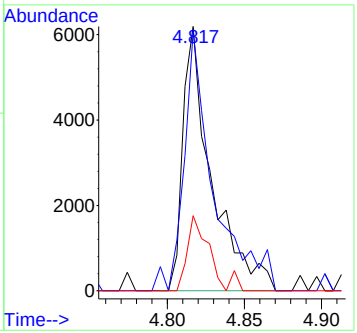

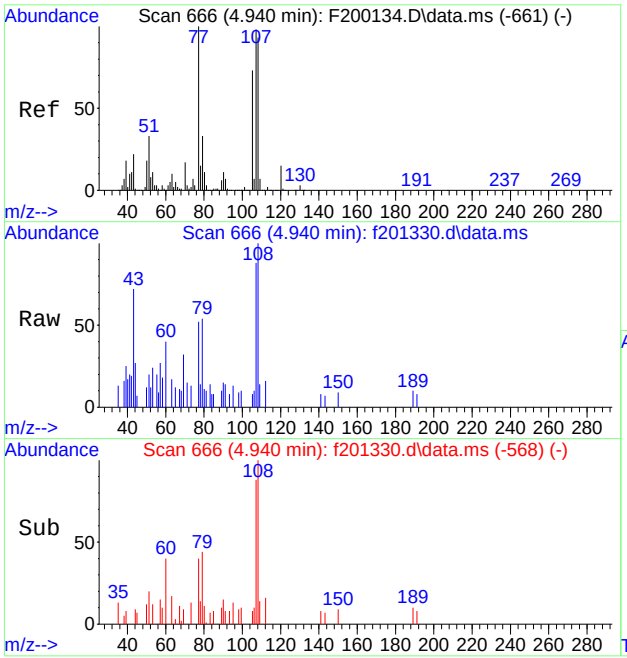

#21
3&4-Methylphenol
Concen: 0.60 ppm
RT: 4.940 min Scan# 666
Delta R.T. 0.021 min
Lab File: f201330.d
Acq: 21 Aug 2021 9:07 am

Tgt Ion:108 Resp: 6123

Ion	Ratio	Lower	Upper
108	100		
107	81.7	80.7	140.7
90	10.8	0.0	40.9

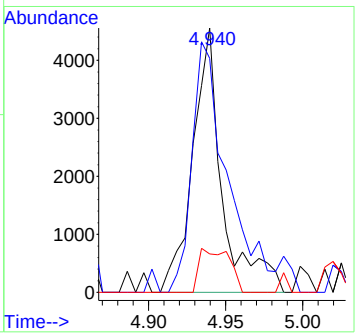

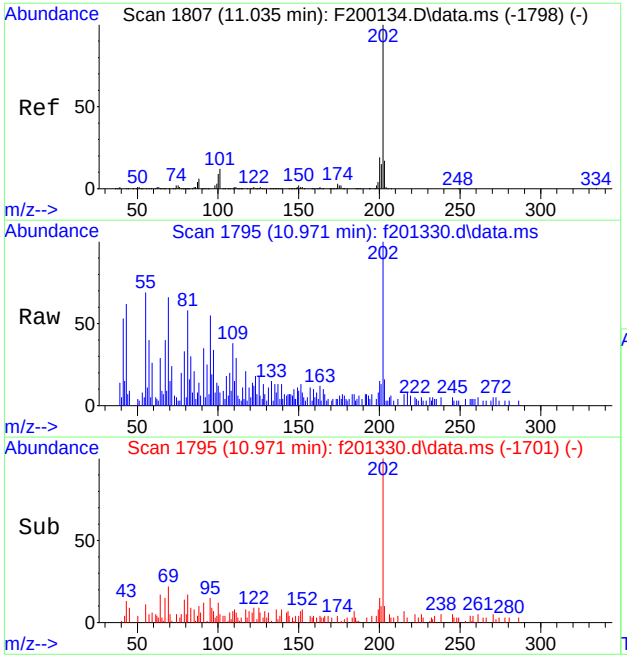

#81
Fluoranthene
Concen: 0.48 ppm
RT: 10.971 min Scan# 1795
Delta R.T. -0.000 min
Lab File: f201330.d
Acq: 21 Aug 2021 9:07 am

Tgt Ion:202 Resp: 16493

Ion	Ratio	Lower	Upper
202	100		
101	3.1	0.0	40.1
100	10.2	0.0	37.6

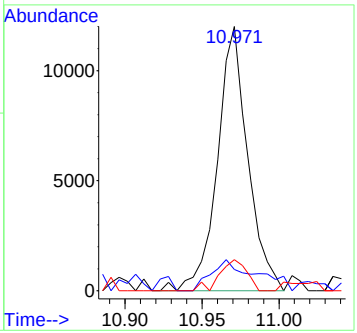

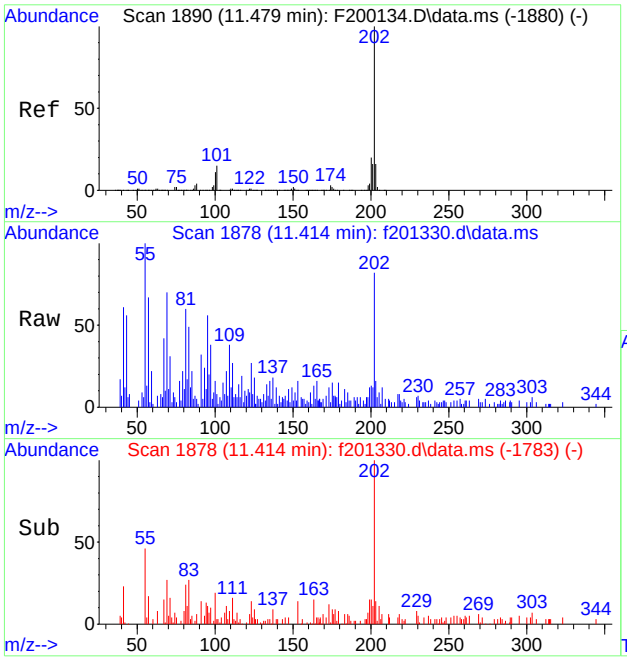

#85
Pyrene
Concen: 0.50 ppm
RT: 11.414 min Scan# 1878
Delta R.T. 0.005 min
Lab File: f201330.d
Acq: 21 Aug 2021 9:07 am

Tgt Ion:202 Resp: 18195

Ion	Ratio	Lower	Upper
202	100		
101	2.8	0.0	41.7
100	17.7	0.0	40.1

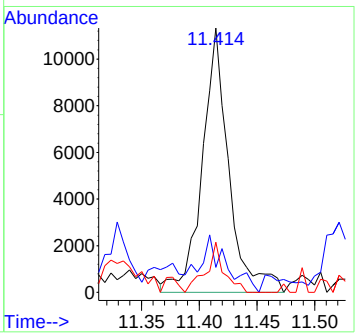

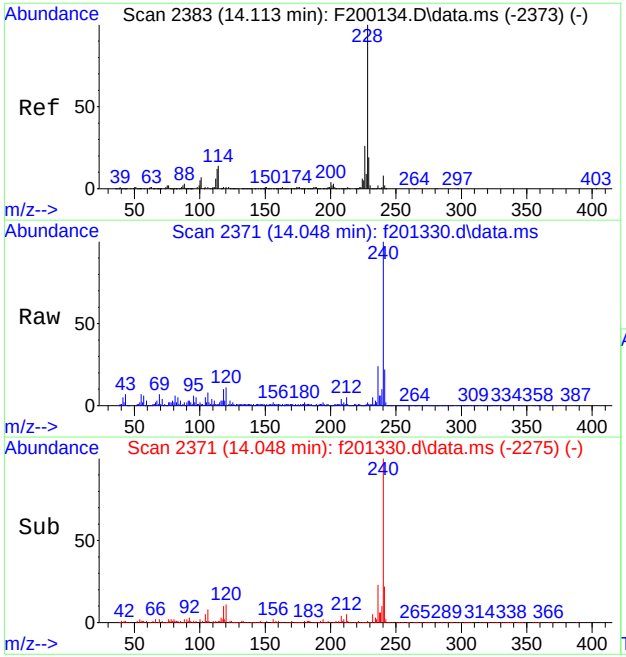

#88
Benzo[a]anthracene
Concen: 0.31 ppm
RT: 14.048 min Scan# 2371
Delta R.T. 0.010 min
Lab File: f201330.d
Acq: 21 Aug 2021 9:07 am

Tgt Ion:228 Resp: 10495

Ion	Ratio	Lower	Upper
228	100		
229	11.6	0.0	50.1
226	10.2	0.0	55.4

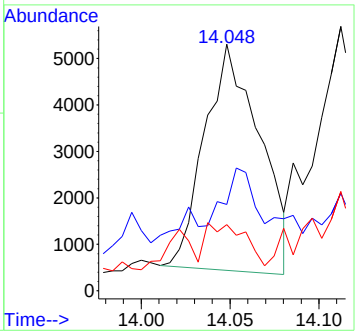

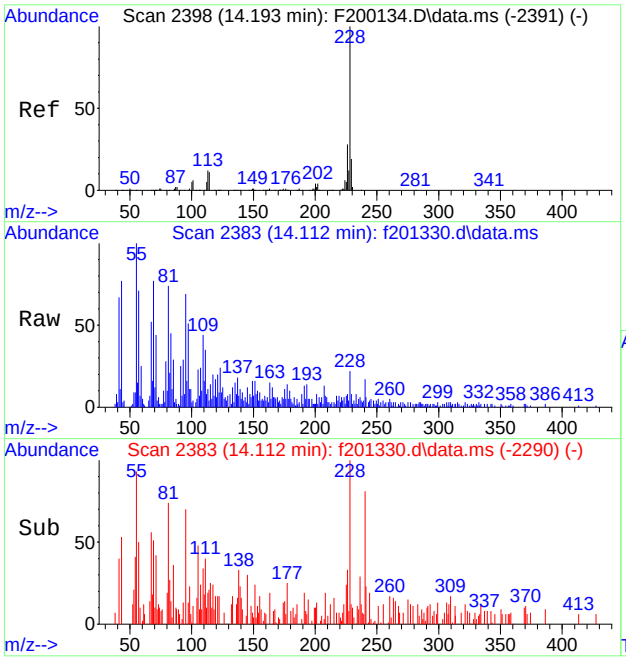

#90
Chrysene
Concen: 0.37 ppm
RT: 14.112 min Scan# 2383
Delta R.T. -0.006 min
Lab File: f201330.d
Acq: 21 Aug 2021 9:07 am

Tgt Ion:228 Resp: 12749

Ion	Ratio	Lower	Upper
228	100		
226	31.4	0.0	57.6
229	20.1	0.0	49.4

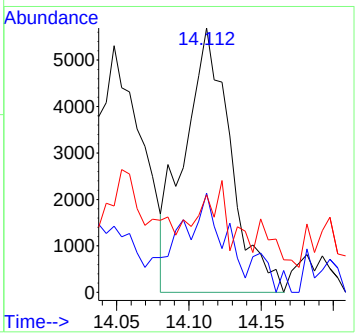

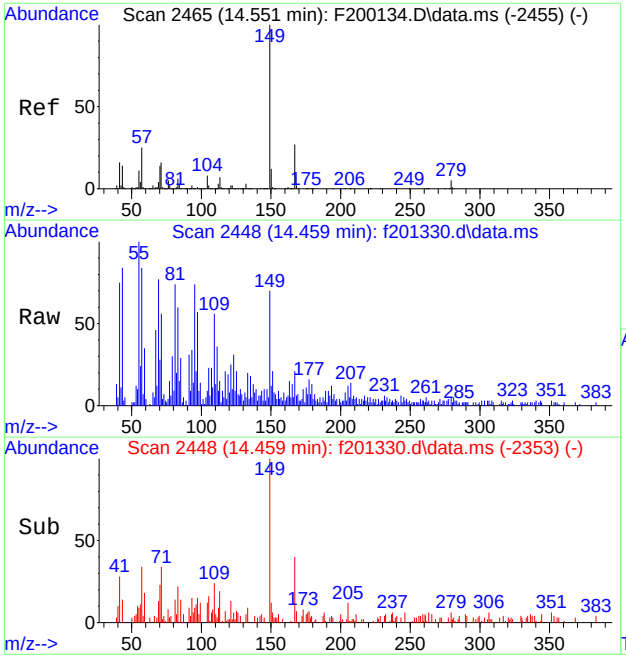

#91
bis(2-Ethylhexyl)phthalate
Concen: 1.90 ppm
RT: 14.459 min Scan# 2448
Delta R.T. 0.005 min
Lab File: f201330.d
Acq: 21 Aug 2021 9:07 am

Tgt Ion:149 Resp: 24011

Ion	Ratio	Lower	Upper
149	100		
167	26.3	0.0	59.5
279	5.7	0.0	37.1

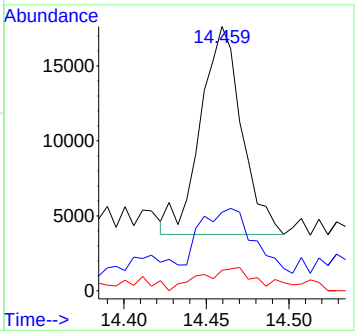

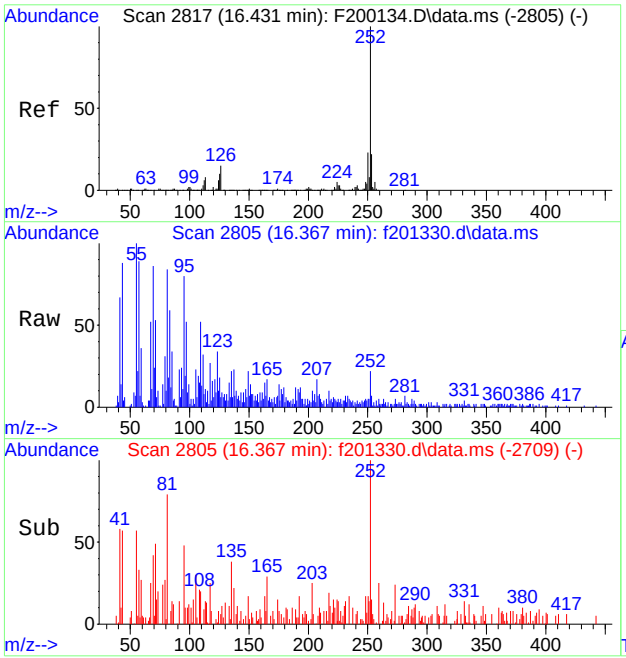

#94
Benzo[b]fluoranthene
Concen: 0.44 ppm
RT: 16.367 min Scan# 2805
Delta R.T. 0.010 min
Lab File: f201330.d
Acq: 21 Aug 2021 9:07 am

Tgt Ion:252 Resp: 15858

Ion	Ratio	Lower	Upper
252	100		
253	14.9	0.0	51.7
125	0.0	0.0	38.7

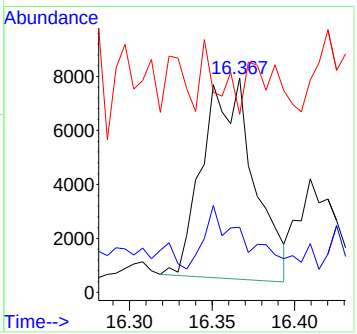

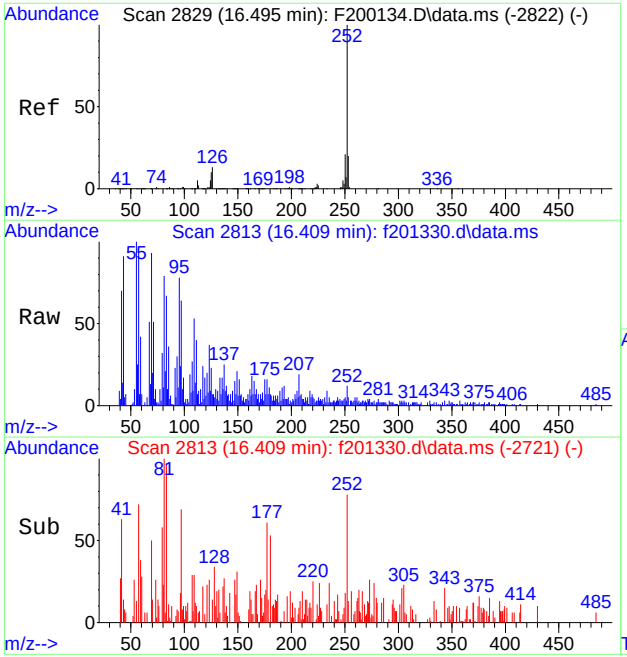

#95
Benzo[k]fluoranthene
Concen: 0.21 ppm
RT: 16.409 min Scan# 2813
Delta R.T. -0.011 min
Lab File: f201330.d
Acq: 21 Aug 2021 9:07 am

Tgt Ion:252 Resp: 7193

Ion	Ratio	Lower	Upper
252	100		
253	14.9	0.0	51.0
125	23.3	0.0	38.9

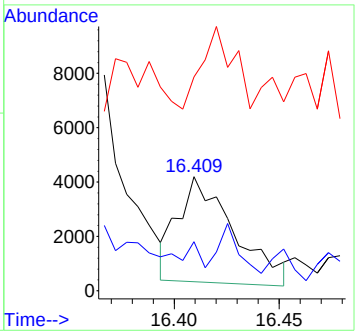

LSC Area Percent Report

Data Path : C:\msdchem\1\data\altheam\ef8811\
Data File : f201330.d
Acq On : 21 Aug 2021 9:07 am
Operator : chriss2
Sample : jd30019-3
Misc : op34963,ef8811,31.3,,,1,1
ALS Vial : 22 Sample Multiplier: 1

Integration Parameters: rteint.p
Integrator: RTE
Smoothing : ON Filtering: 5
Sampling : 1 Min Area: 1000 Area counts
Start Thrs: 0.02 Max Peaks: 100
Stop Thrs : 0 Peak Location: TOP

If leading or trailing edge < 100 prefer < Baseline drop else tangent >
Peak separation: 5

Method : C:\MSDCHEM\1\METHODS\MF8747.M
Title : Semi Volatile Extractables by GC/MS

Signal : TIC: f201330.d\data.ms

peak #	R.T. min	first scan	max scan	last scan	PK TY	peak height	corr. area	corr. % max.	% of total
1	2.060	123	127	131	rVB7	5670	11498	0.29%	0.028%
2	2.087	131	132	136	rBV4	6803	6658	0.17%	0.016%
3	2.162	141	146	147	rVV3	5773	7858	0.20%	0.019%
4	2.391	185	189	194	rVB8	6649	10133	0.26%	0.024%
5	2.530	212	215	216	rBV3	8063	6592	0.17%	0.016%
6	2.552	216	219	225	rVB5	8296	9170	0.23%	0.022%
7	2.600	225	228	235	rVB9	8461	16512	0.42%	0.040%
8	2.653	235	238	241	rBV5	8006	9747	0.25%	0.024%
9	2.712	246	249	253	rBV	35872	33656	0.86%	0.081%
10	2.824	264	270	274	rBV7	10636	15745	0.40%	0.038%
11	2.984	290	300	303	rBV8	18427	32249	0.82%	0.078%
12	3.091	313	320	324	rBV7	11514	21742	0.55%	0.052%
13	3.129	324	327	333	rVB	27283	28151	0.72%	0.068%
14	3.193	333	339	342	rVB	35401	40301	1.03%	0.097%
15	3.235	342	347	349	rBV4	16600	21364	0.54%	0.052%
16	3.257	349	351	354	rVB3	14865	14546	0.37%	0.035%
17	3.310	357	361	367	rBV	88494	79374	2.02%	0.191%
18	3.364	367	371	377	rVV	293629	281567	7.17%	0.679%
19	3.406	377	379	383	rVB5	9601	7793	0.20%	0.019%
20	3.487	391	394	403	rVB3	27182	44133	1.12%	0.106%
21	3.545	403	405	410	rBV4	21019	20438	0.52%	0.049%
22	3.641	415	423	442	rBV	1180769	1153743	29.39%	2.782%
23	3.796	447	452	455	rVB4	12830	13802	0.35%	0.033%
24	3.973	480	485	486	rBV4	4775	6713	0.17%	0.016%
25	4.021	486	494	497	rBV9	10351	19985	0.51%	0.048%
26	4.063	497	502	513	rVB2	34492	70005	1.78%	0.169%
27	4.144	513	517	527	rBV	111564	111177	2.83%	0.268%
28	4.229	530	533	539	rVB5	9057	11294	0.29%	0.027%
29	4.277	539	542	544	rBV3	20614	16058	0.41%	0.039%
30	4.299	544	546	549	rVB3	15810	11021	0.28%	0.027%
31	4.336	549	553	555	rBV	58831	57344	1.46%	0.138%
32	4.368	555	559	568	rVV	1057369	1122865	28.60%	2.708%
33	4.421	568	569	576	rVB	67831	57646	1.47%	0.139%
34	4.491	577	582	586	rVB	56484	47137	1.20%	0.114%
35	4.534	586	590	592	rVB3	6679	6477	0.16%	0.016%
36	4.571	592	597	602	rBV8	10896	15592	0.40%	0.038%
37	4.619	602	606	611	rBV	2849281	1946326	49.57%	4.693%
38	4.656	611	613	618	rVB5	21625	22342	0.57%	0.054%
39	4.721	624	625	628	rBV3	8539	6560	0.17%	0.016%
40	4.747	628	630	632	rBV2	10221	6607	0.17%	0.016%

LSC Area Percent Report

Data Path : C:\msdchem\1\data\altheam\ef8811\
Data File : f201330.d
Acq On : 21 Aug 2021 9:07 am
Operator : chriss2
Sample : jd30019-3
Misc : op34963,ef8811,31.3,,,1,1
ALS Vial : 22 Sample Multiplier: 1

Integration Parameters: rteint.p
Integrator: RTE
Smoothing : ON Filtering: 5
Sampling : 1 Min Area: 1000 Area counts
Start Thrs: 0.02 Max Peaks: 100
Stop Thrs : 0 Peak Location: TOP

If leading or trailing edge < 100 prefer < Baseline drop else tangent >
Peak separation: 5

Method : C:\MSDCHEM\1\METHODS\MF8747.M
Title : Semi Volatile Extractables by GC/MS

41	4.779	632	636	637	rBV3	9544	11427	0.29%	0.028%
42	4.817	637	643	646	rBV8	43330	50891	1.30%	0.123%
43	4.849	646	649	656	rVV7	33372	40952	1.04%	0.099%
44	4.897	656	658	662	rVV5	8102	8159	0.21%	0.020%
45	4.940	662	666	670	rVB6	16298	27752	0.71%	0.067%
46	5.020	675	681	689	rVV	1515275	1157725	29.49%	2.792%
47	5.084	689	693	696	rVV6	19098	26512	0.68%	0.064%
48	5.121	696	700	705	rVV4	39390	49670	1.27%	0.120%
49	5.169	705	709	711	rVV4	28710	27199	0.69%	0.066%
50	5.191	711	713	718	rVB4	22149	18741	0.48%	0.045%
51	5.249	723	724	726	rBV2	11241	7505	0.19%	0.018%
52	5.308	726	735	739	rBV9	11226	23755	0.61%	0.057%
53	5.351	739	743	749	rVV6	37935	54731	1.39%	0.132%
54	5.404	749	753	758	rVV3	40195	54844	1.40%	0.132%
55	5.447	758	761	766	rVB6	11824	10353	0.26%	0.025%
56	5.490	766	769	772	rBV5	13677	15001	0.38%	0.036%
57	5.538	772	778	796	rVB	3681468	2580774	65.73%	6.223%
58	5.752	811	818	822	rBV9	11528	26023	0.66%	0.063%
59	5.789	822	825	827	rVV3	20823	17669	0.45%	0.043%
60	5.816	827	830	832	rVV4	15660	15230	0.39%	0.037%
61	5.842	832	835	837	rVV4	7979	9472	0.24%	0.023%
62	5.874	837	841	842	rVV4	8207	9184	0.23%	0.022%
63	5.896	842	845	850	rVB7	10009	18822	0.48%	0.045%
64	5.965	850	858	861	rBV4	40342	46991	1.20%	0.113%
65	6.051	868	874	881	rVB2	55684	80392	2.05%	0.194%
66	6.104	881	884	886	rBV4	26268	26416	0.67%	0.064%
67	6.126	886	888	895	rVB6	20714	28805	0.73%	0.069%
68	6.179	895	898	901	rBV4	11208	15551	0.40%	0.037%
69	6.206	901	903	911	rVB8	15748	21002	0.53%	0.051%
70	6.270	911	915	916	rBV4	10295	11102	0.28%	0.027%
71	6.291	916	919	921	rVB3	11113	10981	0.28%	0.026%
72	6.334	923	927	934	rBV	3172971	2292328	58.39%	5.527%
73	6.382	934	936	938	rVV3	23032	19757	0.50%	0.048%
74	6.403	938	940	946	rVB5	25466	33362	0.85%	0.080%
75	6.457	946	950	955	rBV7	25099	30814	0.78%	0.074%
76	6.494	955	957	959	rVB3	8595	7015	0.18%	0.017%
77	6.510	959	960	964	rVB4	9794	8006	0.20%	0.019%
78	6.564	964	970	976	rBV10	16734	32063	0.82%	0.077%
79	6.622	976	981	984	rBV6	22490	29102	0.74%	0.070%
80	6.649	984	986	990	rVV4	11686	11256	0.29%	0.027%
81	6.681	990	992	999	rVB8	20345	23645	0.60%	0.057%
82	6.756	1004	1006	1011	rBV6	9771	14946	0.38%	0.036%
83	6.804	1011	1015	1019	rBV7	10283	16189	0.41%	0.039%
84	6.852	1019	1024	1026	rBV6	21947	22567	0.57%	0.054%
85	6.879	1026	1029	1034	rVB6	22688	25905	0.66%	0.062%

LSC Area Percent Report

Data Path : C:\msdchem\1\data\altheam\ef8811\
Data File : f201330.d
Acq On : 21 Aug 2021 9:07 am
Operator : chriss2
Sample : jd30019-3
Misc : op34963,ef8811,31.3,,,1,1
ALS Vial : 22 Sample Multiplier: 1

Integration Parameters: rteint.p
Integrator: RTE
Smoothing : ON Filtering: 5
Sampling : 1 Min Area: 1000 Area counts
Start Thrs: 0.02 Max Peaks: 100
Stop Thrs : 0 Peak Location: TOP

If leading or trailing edge < 100 prefer < Baseline drop else tangent >
Peak separation: 5

Method : C:\MSDCHEM\1\METHODS\MF8747.M
Title : Semi Volatile Extractables by GC/MS

86	6.938	1034	1040	1052	rBV	3395987	2947637	75.08%	7.108%
87	7.012	1052	1054	1060	rVB7	8735	7127	0.18%	0.017%
88	7.066	1060	1064	1068	rVB7	11001	14012	0.36%	0.034%
89	7.109	1068	1072	1074	rBV5	25070	28421	0.72%	0.069%
90	7.141	1075	1078	1081	rBV5	12796	15319	0.39%	0.037%
91	7.162	1081	1082	1086	rBV4	12407	10285	0.26%	0.025%
92	7.226	1086	1094	1101	rBV	135018	181814	4.63%	0.438%
93	7.386	1117	1124	1128	rVV9	24761	42172	1.07%	0.102%
94	7.418	1128	1130	1137	rVB5	27528	29521	0.75%	0.071%
95	7.472	1137	1140	1142	rBV4	12768	12503	0.32%	0.030%
96	7.520	1142	1149	1154	rVB10	15105	24748	0.63%	0.060%
97	7.563	1154	1157	1161	rVB6	11659	15364	0.39%	0.037%
98	7.595	1161	1163	1165	rBV3	11831	9589	0.24%	0.023%
99	7.627	1165	1169	1175	rVB8	11566	17002	0.43%	0.041%
100	7.691	1175	1181	1185	rBV9	15253	20700	0.53%	0.050%
101	7.734	1187	1189	1192	rBV4	9117	11372	0.29%	0.027%
102	7.819	1192	1205	1218	rBV	811385	1107827	28.22%	2.671%
103	7.894	1218	1219	1225	rVB6	15951	22401	0.57%	0.054%
104	7.974	1225	1234	1241	rBV2	66062	159115	4.05%	0.384%
105	8.022	1241	1243	1258	rVB2	30984	81226	2.07%	0.196%
106	8.145	1262	1266	1273	rVB8	15811	22474	0.57%	0.054%
107	8.209	1273	1278	1286	rBV8	22944	36631	0.93%	0.088%
108	8.268	1286	1289	1292	rBV5	11512	11172	0.28%	0.027%
109	8.300	1292	1295	1298	rBV5	8387	8661	0.22%	0.021%
110	8.343	1298	1303	1307	rBV8	13139	20227	0.52%	0.049%
111	8.396	1307	1313	1317	rBV9	21836	33893	0.86%	0.082%
112	8.455	1321	1324	1325	rBV3	8772	10461	0.27%	0.025%
113	8.508	1328	1334	1340	rBV10	34833	72199	1.84%	0.174%
114	8.578	1344	1347	1350	rBV5	10656	14350	0.37%	0.035%
115	8.615	1351	1354	1359	rVB6	11956	15637	0.40%	0.038%
116	8.685	1364	1367	1370	rBV5	14277	21698	0.55%	0.052%
117	8.711	1370	1372	1376	rVB5	13090	12778	0.33%	0.031%
118	8.749	1376	1379	1382	rBV5	11314	13720	0.35%	0.033%
119	8.802	1382	1389	1402	rVB	2651897	3138011	79.93%	7.567%
120	8.888	1402	1405	1406	rBV3	18892	16473	0.42%	0.040%
121	8.904	1407	1408	1414	rVB6	19960	23464	0.60%	0.057%
122	8.941	1414	1415	1418	rBV3	13876	7530	0.19%	0.018%
123	8.968	1418	1420	1424	rBV5	12355	17256	0.44%	0.042%
124	9.026	1425	1431	1433	rVB7	13643	23160	0.59%	0.056%
125	9.058	1433	1437	1444	rVB2	62519	94428	2.41%	0.228%
126	9.112	1444	1447	1449	rBV4	14100	11170	0.28%	0.027%
127	9.155	1452	1455	1459	rVV6	10521	12282	0.31%	0.030%
128	9.235	1467	1470	1474	rVB6	14232	13371	0.34%	0.032%
129	9.283	1474	1479	1486	rBV6	25335	57290	1.46%	0.138%

LSC Area Percent Report

Data Path : C:\msdchem\1\data\altheam\ef8811\
Data File : f201330.d
Acq On : 21 Aug 2021 9:07 am
Operator : chriss2
Sample : jd30019-3
Misc : op34963,ef8811,31.3,,,1,1
ALS Vial : 22 Sample Multiplier: 1

Integration Parameters: rteint.p
Integrator: RTE
Smoothing : ON Filtering: 5
Sampling : 1 Min Area: 1000 Area counts
Start Thrs: 0.02 Max Peaks: 100
Stop Thrs : 0 Peak Location: TOP

If leading or trailing edge < 100 prefer < Baseline drop else tangent >
Peak separation: 5

Method : C:\MSDCHEM\1\METHODS\MF8747.M
Title : Semi Volatile Extractables by GC/MS

130	9.347	1486	1491	1493	rVV5	16275	18242	0.46%	0.044%
131	9.390	1497	1499	1503	rBV5	11906	9346	0.24%	0.023%
132	9.448	1505	1510	1516	rBV10	18843	38843	0.99%	0.094%
133	9.529	1522	1525	1527	rVB4	12763	13592	0.35%	0.033%
134	9.555	1527	1530	1531	rBV3	17626	14047	0.36%	0.034%
135	9.598	1536	1538	1539	rVV2	12749	9200	0.23%	0.022%
136	9.625	1541	1543	1546	rVV4	15748	13943	0.36%	0.034%
137	9.651	1546	1548	1552	rVV5	14570	14651	0.37%	0.035%
138	9.689	1552	1555	1559	rVV6	15261	20021	0.51%	0.048%
139	9.748	1559	1566	1570	rVV9	32628	69235	1.76%	0.167%
140	9.812	1570	1578	1587	rVV9	87275	178493	4.55%	0.430%
141	9.892	1587	1593	1608	rVV3	481666	715345	18.22%	1.725%
142	10.009	1611	1615	1619	rBV6	22387	34517	0.88%	0.083%
143	10.079	1620	1628	1630	rVV9	12923	23407	0.60%	0.056%
144	10.100	1630	1632	1634	rVB3	16117	10006	0.25%	0.024%
145	10.132	1634	1638	1641	rBV6	22850	34629	0.88%	0.084%
146	10.234	1650	1657	1664	rBV6	40908	106045	2.70%	0.256%
147	10.362	1678	1681	1682	rBV3	17068	15957	0.41%	0.038%
148	10.447	1695	1697	1699	rVB3	19632	13115	0.33%	0.032%
149	10.474	1699	1702	1706	rBV6	27672	42730	1.09%	0.103%
150	10.560	1716	1718	1719	rBV2	12596	6578	0.17%	0.016%
151	10.650	1734	1735	1736	rVB	20531	6580	0.17%	0.016%
152	10.683	1736	1741	1747	rBV10	31292	72346	1.84%	0.174%
153	10.731	1749	1750	1753	rVB3	12125	9916	0.25%	0.024%
154	10.763	1753	1756	1757	rBV3	16722	13347	0.34%	0.032%
155	10.779	1758	1759	1762	rBV3	8557	7937	0.20%	0.019%
156	10.805	1762	1764	1767	rBV4	20932	22474	0.57%	0.054%
157	11.014	1789	1803	1813	rVB	674918	1124454	28.64%	2.711%
158	11.142	1824	1827	1830	rBV5	23554	25684	0.65%	0.062%
159	11.201	1830	1838	1842	rBV5	33563	87111	2.22%	0.210%
160	11.286	1843	1854	1856	rBV5	57558	114191	2.91%	0.275%
161	11.329	1856	1862	1867	rVV3	351441	617910	15.74%	1.490%
162	11.366	1867	1869	1874	rVV6	126449	188458	4.80%	0.454%
163	11.404	1874	1876	1884	rVB9	47142	83682	2.13%	0.202%
164	11.521	1890	1898	1914	rBV4	381948	815838	20.78%	1.967%
165	11.692	1924	1930	1943	rBV4	470855	986180	25.12%	2.378%
166	11.772	1944	1945	1951	rVV6	30197	46773	1.19%	0.113%
167	11.858	1953	1961	1977	rBV	1853498	3018020	76.87%	7.277%
168	12.034	1987	1994	2004	rBV3	267168	497879	12.68%	1.201%
169	12.285	2040	2041	2044	rBV3	16592	16015	0.41%	0.039%
170	12.542	2088	2089	2096	rVB7	28353	36947	0.94%	0.089%
171	12.600	2099	2100	2106	rVV6	17931	19163	0.49%	0.046%
172	12.659	2107	2111	2116	rVV8	40404	64844	1.65%	0.156%
173	12.750	2122	2128	2130	rBV6	37515	47650	1.21%	0.115%

LSC Area Percent Report

Data Path : C:\msdchem\1\data\altheam\ef8811\
Data File : f201330.d
Acq On : 21 Aug 2021 9:07 am
Operator : chriss2
Sample : jd30019-3
Misc : op34963,ef8811,31.3,,,1,1
ALS Vial : 22 Sample Multiplier: 1

Integration Parameters: rteint.p
Integrator: RTE
Smoothing : ON Filtering: 5
Sampling : 1 Min Area: 1000 Area counts
Start Thrs: 0.02 Max Peaks: 100
Stop Thrs : 0 Peak Location: TOP

If leading or trailing edge < 100 prefer < Baseline drop else tangent >
Peak separation: 5

Method : C:\MSDCHEM\1\METHODS\MF8747.M
Title : Semi Volatile Extractables by GC/MS

174	12.803	2135	2138	2142	rVB6	29976	47942	1.22%	0.116%
175	13.033	2179	2181	2189	rVB9	30105	51946	1.32%	0.125%
176	13.119	2195	2197	2199	rBV3	30560	22887	0.58%	0.055%
177	13.145	2199	2202	2207	rVV7	39595	56752	1.45%	0.137%
178	13.450	2257	2259	2263	rVB5	26980	31083	0.79%	0.075%
179	13.738	2307	2313	2315	rBV7	53289	86373	2.20%	0.208%
180	13.765	2315	2318	2321	rVV5	33912	45350	1.16%	0.109%
181	13.829	2328	2330	2336	rVB7	53075	52114	1.33%	0.126%
182	14.064	2365	2374	2383	rBV	1950409	3278855	83.51%	7.906%
183	14.454	2443	2447	2458	rBV	54538	121074	3.08%	0.292%
184	14.727	2493	2498	2508	rBV9	155311	321758	8.20%	0.776%
185	15.426	2627	2629	2634	rBV6	44346	64189	1.63%	0.155%
186	15.485	2634	2640	2643	rBV8	60115	135568	3.45%	0.327%
187	15.549	2650	2652	2654	rBV3	43377	35527	0.90%	0.086%
188	15.694	2675	2679	2680	rBV4	36030	46421	1.18%	0.112%
189	16.212	2770	2776	2785	rBV4	210230	455725	11.61%	1.099%
190	16.554	2838	2840	2841	rBV2	36887	26866	0.68%	0.065%
191	16.628	2851	2854	2863	rVV2	73756	149302	3.80%	0.360%
192	16.703	2864	2868	2876	rVB2	113467	192670	4.91%	0.465%
193	17.115	2936	2945	2957	rVB	2225569	3926145	100.00%	9.467%
194	17.606	3034	3037	3044	rVB9	80037	134066	3.41%	0.323%
195	18.023	3107	3115	3118	rBV9	150562	390105	9.94%	0.941%
196	18.065	3119	3123	3131	rVB9	154443	349123	8.89%	0.842%
197	18.263	3154	3160	3162	rBV6	130367	209174	5.33%	0.504%
198	18.434	3187	3192	3200	rVB3	341630	604420	15.39%	1.457%
199	19.358	3360	3365	3370	rBV8	127673	234552	5.97%	0.566%
200	19.684	3421	3426	3428	rBV6	96632	117464	2.99%	0.283%

Sum of corrected areas: 41471790

LSC Report - Integrated Chromatogram

Data Path : C:\msdchem\1\data\altheam\ef8811\
Data File : f201330.d
Acq On : 21 Aug 2021 9:07 am
Operator : chriss2
Sample : jd30019-3
Misc : op34963,ef8811,31.3,,,1,1
ALS Vial : 22 Sample Multiplier: 1

Quant Method : C:\MSDCHEM\1\METHODS\MF8747.M
Quant Title : Semi Volatile Extractables by GC/MS

TIC Library : C:\Database\NIST08.L
TIC Integration Parameters: LSCINT.P

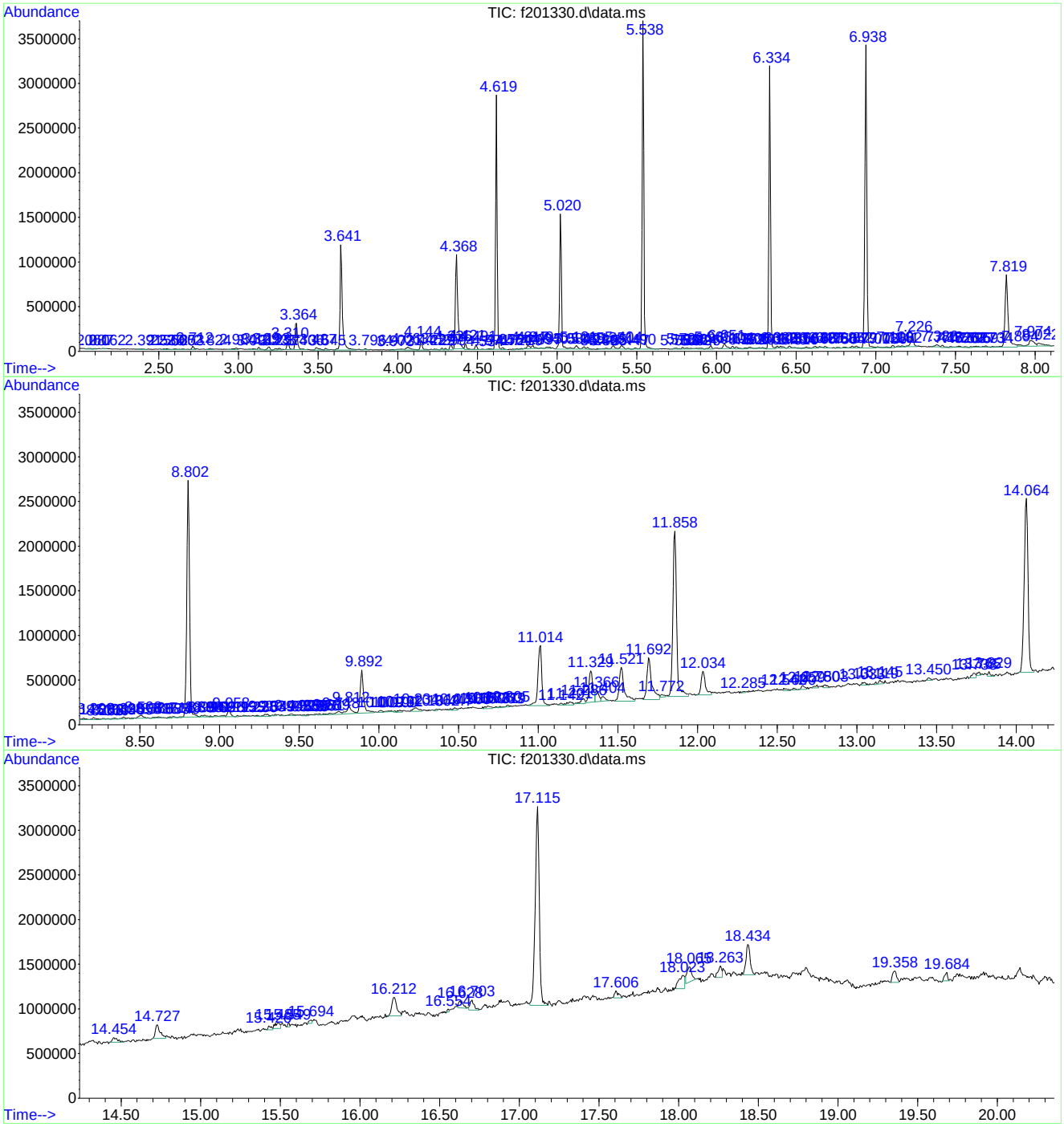

Library Search Compound Report

Data Path : C:\msdchem\1\data\altheam\ef8811\
Data File : f201330.d
Acq On : 21 Aug 2021 9:07 am
Operator : chriss2
Sample : jd30019-3
Misc : op34963,ef8811,31.3,,,1,1
ALS Vial : 22 Sample Multiplier: 1

Quant Method : C:\MSDCHEM\1\METHODS\MF8747.M
Quant Title : Semi Volatile Extractables by GC/MS

TIC Library : C:\Database\NIST08.L
TIC Integration Parameters: LSCINT.P

****

Peak Number 1 System artifact/aldol-conde... Concentration Rank 7

R.T.	EstConc	Area	Relative to ISTD	R.T.
3.364	5.79 ppm	281567	1,4-Dichlorobenzene-d4b	4.619

Hit# of 5	Tentative ID	MW	MolForm	CAS#	Qual
1	2-Acetoxyisobutyryl chloride	164	C6H9ClO3	040635-66-3	64
2	2-Pentanone, 4-hydroxy-4-methyl-	116	C6H12O2	000123-42-2	56
3	2-Pentanone, 4-hydroxy-4-methyl-	116	C6H12O2	000123-42-2	28
4	2-Pentanone, 4-hydroxy-4-methyl-	116	C6H12O2	000123-42-2	25
5	4-Ethyl-3-octanol	158	C10H22O	019781-26-1	25

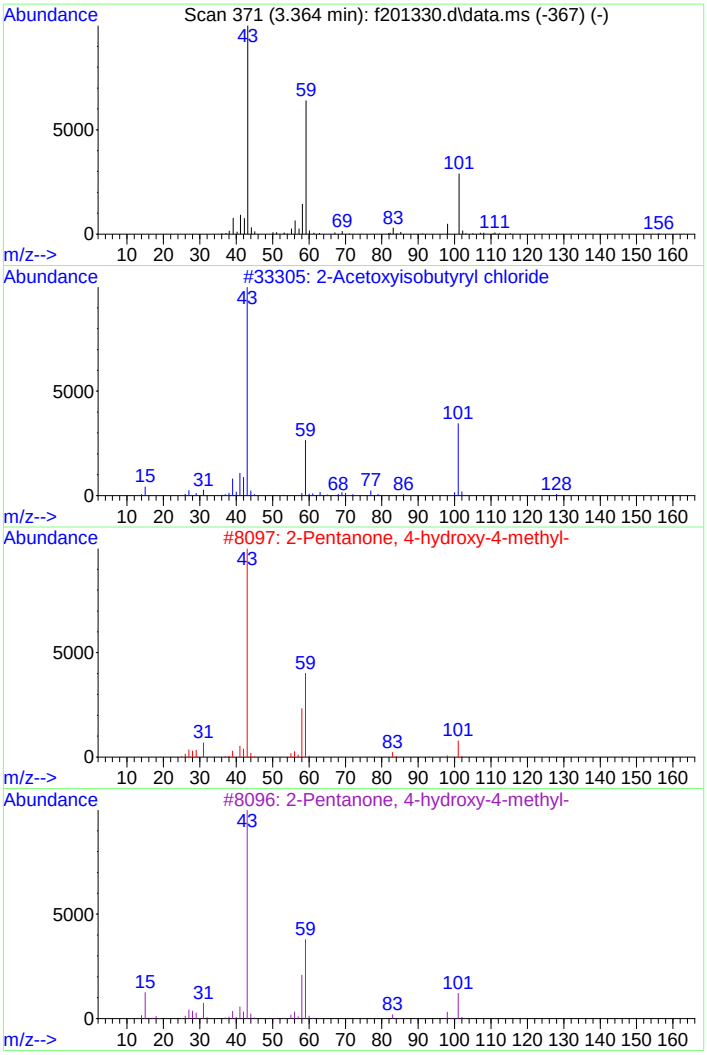

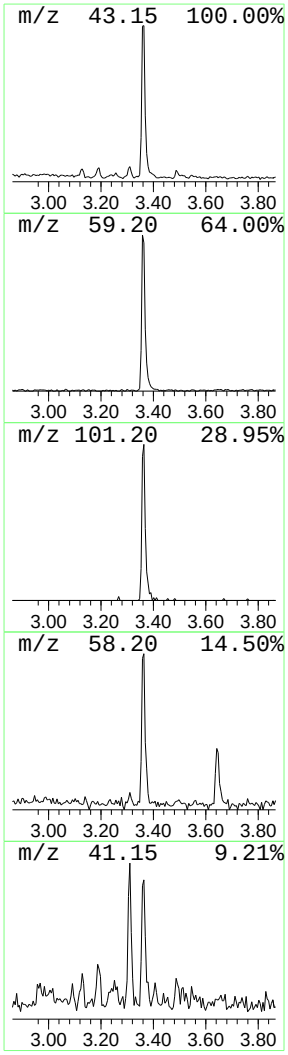

Library Search Compound Report

Data Path : C:\msdchem\1\data\altheam\ef8811\
Data File : f201330.d
Acq On : 21 Aug 2021 9:07 am
Operator : chriss2
Sample : jd30019-3
Misc : op34963,ef8811,31.3,,,1,1
ALS Vial : 22 Sample Multiplier: 1

Quant Method : C:\MSDCHEM\1\METHODS\MF8747.M
Quant Title : Semi Volatile Extractables by GC/MS

TIC Library : C:\Database\NIST08.L
TIC Integration Parameters: LSCINT.P

****

Peak Number 2 Unknown acid Concentration Rank 3

R.T.	EstConc	Area	Relative to ISTD	R.T.
9.892	9.12 ppm	715345	Phenanthrene-d10b	8.802

Hit# of 5	Tentative ID	MW	MolForm	CAS#	Qual
1	n-Hexadecanoic acid	256	C16H32O2	000057-10-3	99
2	n-Hexadecanoic acid	256	C16H32O2	000057-10-3	94
3	n-Hexadecanoic acid	256	C16H32O2	000057-10-3	94
4	Tetradecanoic acid	228	C14H28O2	000544-63-8	89
5	Tridecanoic acid	214	C13H26O2	000638-53-9	89

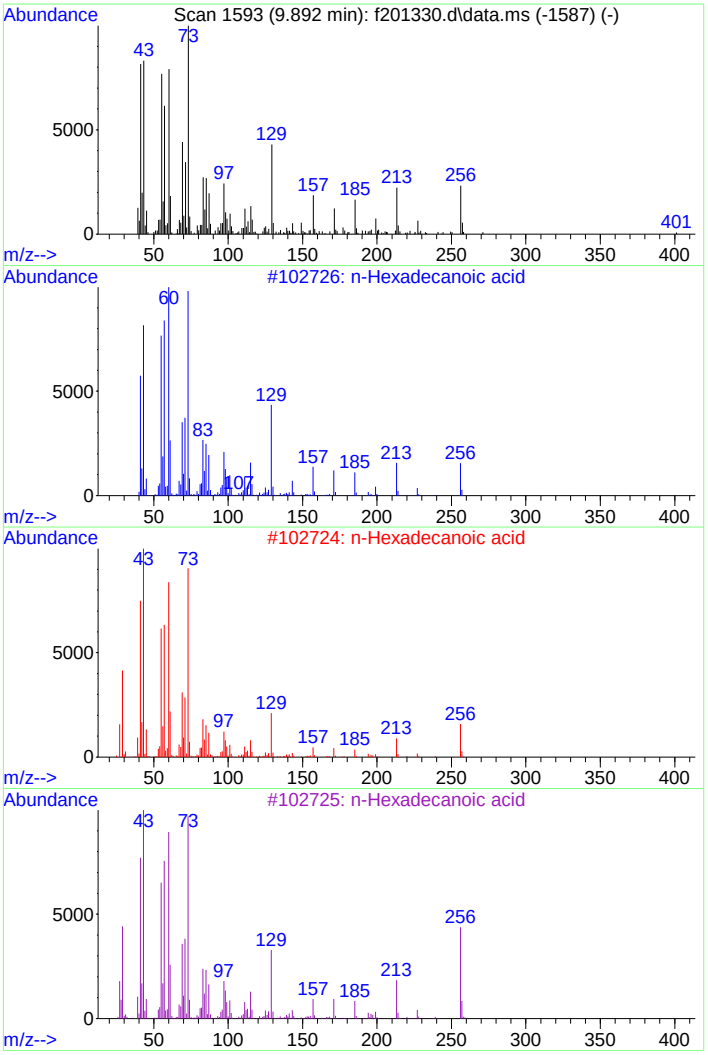

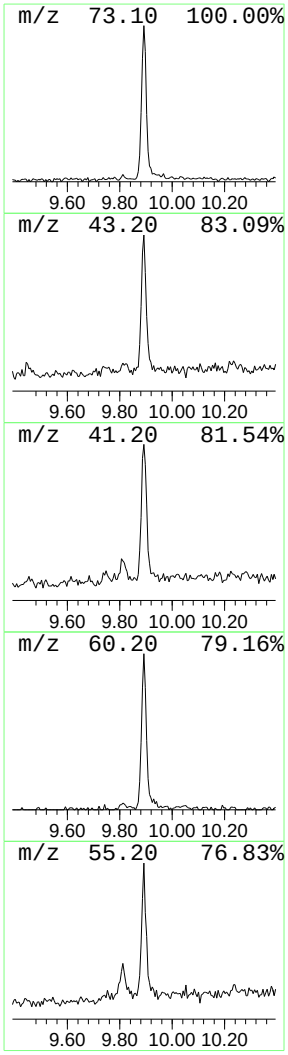

Library Search Compound Report

Data Path : C:\msdchem\1\data\altheam\ef8811\
Data File : f201330.d
Acq On : 21 Aug 2021 9:07 am
Operator : chriss2
Sample : jd30019-3
Misc : op34963,ef8811,31.3,,,1,1
ALS Vial : 22 Sample Multiplier: 1

Quant Method : C:\MSDCHEM\1\METHODS\MF8747.M
Quant Title : Semi Volatile Extractables by GC/MS

TIC Library : C:\Database\NIST08.L
TIC Integration Parameters: LSCINT.P

****

Peak Number 3 Unknown acid Concentration Rank 4

R.T.	EstConc	Area	Relative to ISTD	R.T.
11.329	7.88 ppm	617910	Phenanthrene-d10b	8.802

Hit# of 5	Tentative ID	MW	MolForm	CAS#	Qual
1	Octadec-9-enoic acid	282	C18H34O2	1000190-13-7	99
2	9-Octadecenoic acid, (E)-	282	C18H34O2	000112-79-8	90
3	cis-Vaccenic acid	282	C18H34O2	000506-17-2	89
4	6-Octadecenoic acid, (Z)-	282	C18H34O2	000593-39-5	83
5	cis-13-Octadecenoic acid	282	C18H34O2	013126-39-1	64

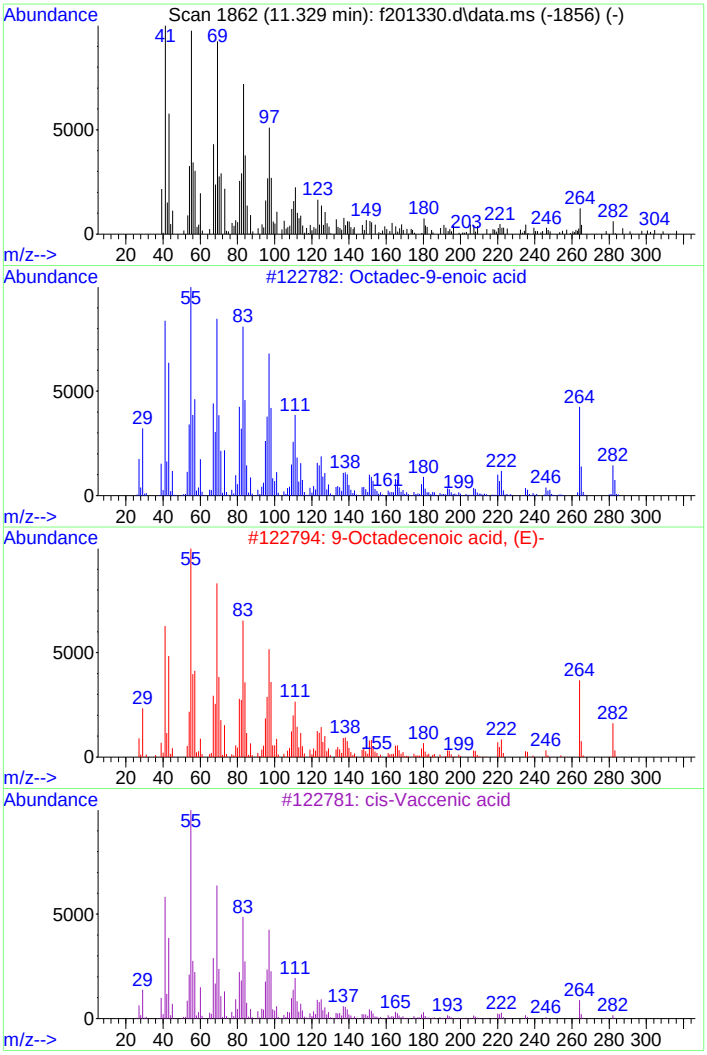

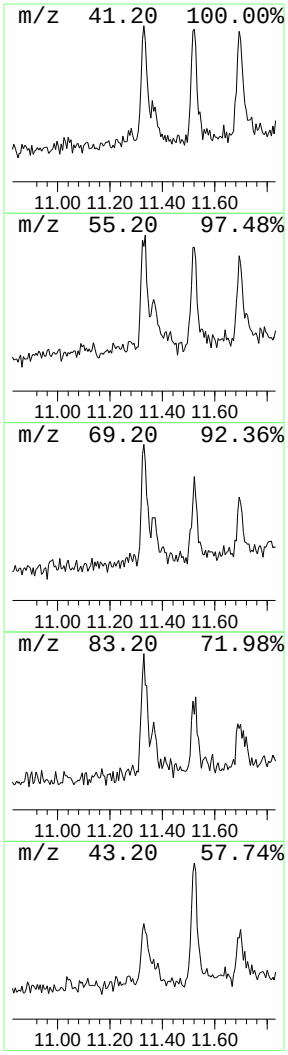

Library Search Compound Report

Data Path : C:\msdchem\1\data\altheam\ef8811\
Data File : f201330.d
Acq On : 21 Aug 2021 9:07 am
Operator : chriss2
Sample : jd30019-3
Misc : op34963,ef8811,31.3,,,1,1
ALS Vial : 22 Sample Multiplier: 1

Quant Method : C:\MSDCHEM\1\METHODS\MF8747.M
Quant Title : Semi Volatile Extractables by GC/MS

TIC Library : C:\Database\NIST08.L
TIC Integration Parameters: LSCINT.P

****

Peak Number 4 Unknown acid Concentration Rank 2

R.T.	EstConc	Area	Relative to ISTD	R.T.
11.521	9.95 ppm	815838	Chrysene-d12	14.064

Hit# of 5	Tentative ID	MW	MolForm	CAS#	Qual
1	Octadecanoic acid	284	C18H36O2	000057-11-4	99
2	Octadecanoic acid	284	C18H36O2	000057-11-4	99
3	Octadecanoic acid	284	C18H36O2	000057-11-4	95
4	Octadecanoic acid	284	C18H36O2	000057-11-4	93
5	Pentadecanoic acid	242	C15H30O2	001002-84-2	90

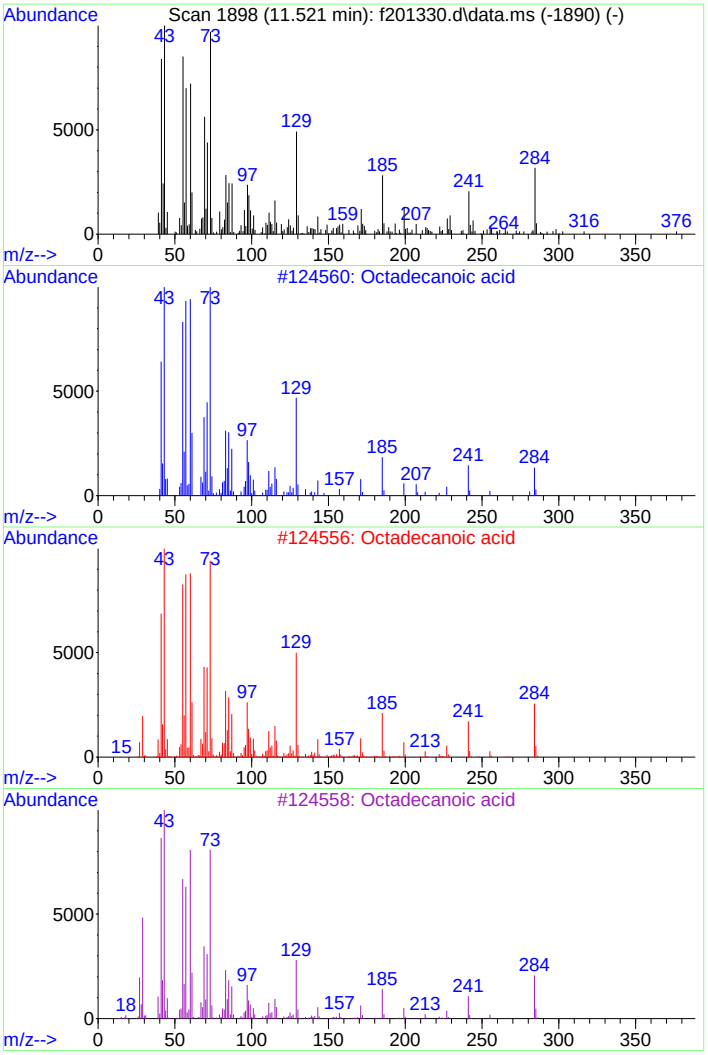

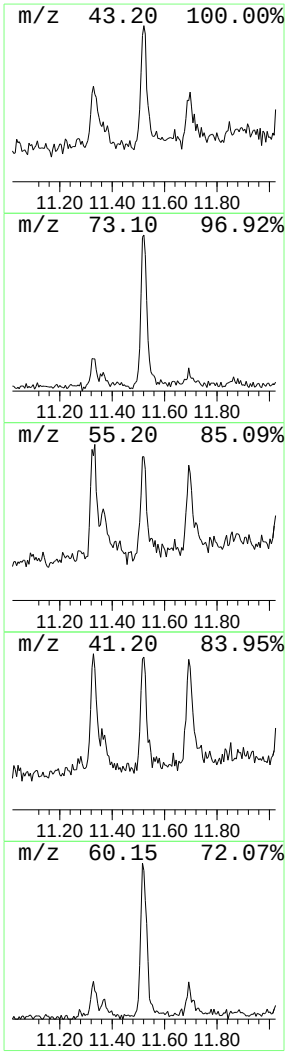

Library Search Compound Report

Data Path : C:\msdchem\1\data\altheam\ef8811\
Data File : f201330.d
Acq On : 21 Aug 2021 9:07 am
Operator : chriss2
Sample : jd30019-3
Misc : op34963,ef8811,31.3,,,1,1
ALS Vial : 22 Sample Multiplier: 1

Quant Method : C:\MSDCHEM\1\METHODS\MF8747.M
Quant Title : Semi Volatile Extractables by GC/MS

TIC Library : C:\Database\NIST08.L
TIC Integration Parameters: LSCINT.P

****

Peak Number 5 Unknown Concentration Rank 1

R.T.	EstConc	Area	Relative to ISTD	R.T.
11.692	12.03 ppm	986180	Chrysene-d12	14.064

Hit# of 5	Tentative ID	MW	MolForm	CAS#	Qual
1	9,12-Octadecadienoic acid (Z,Z)-	280	C18H32O2	000060-33-3	91
2	Methyl 9,12-heptadecadienoate	280	C18H32O2	1000336-36-2	80
3	7-Heptadecyne, 1-chloro-	270	C17H31Cl	056554-74-6	72
4	7-Hexadecyne	222	C16H30	074685-28-2	72
5	5-Undecyne	152	C11H20	002294-72-6	68

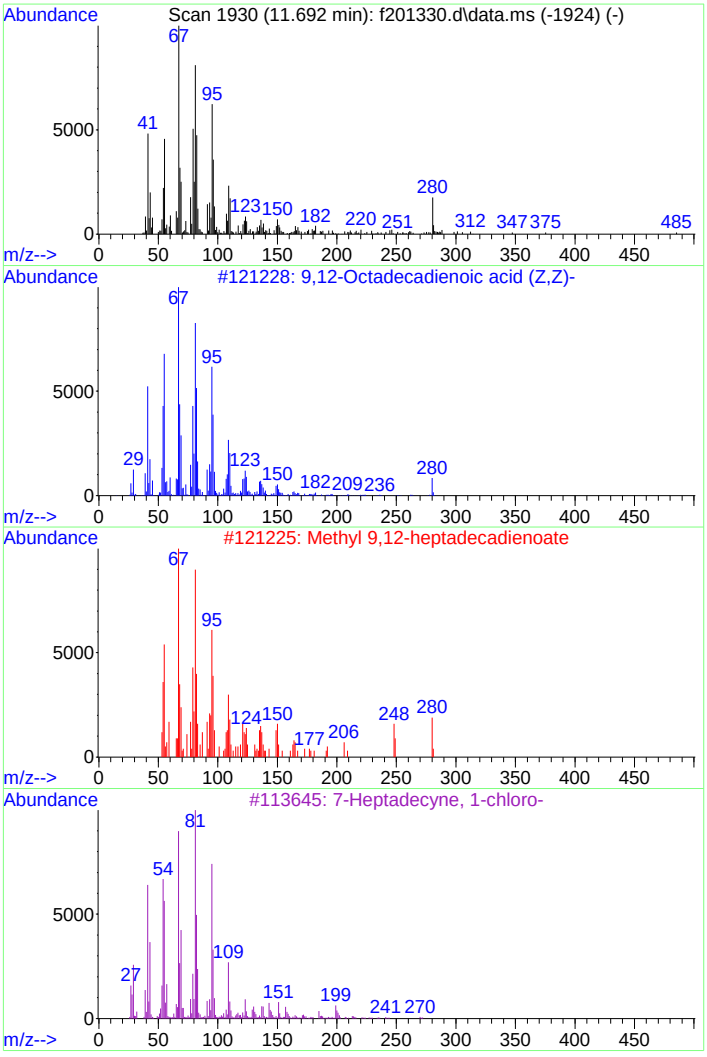

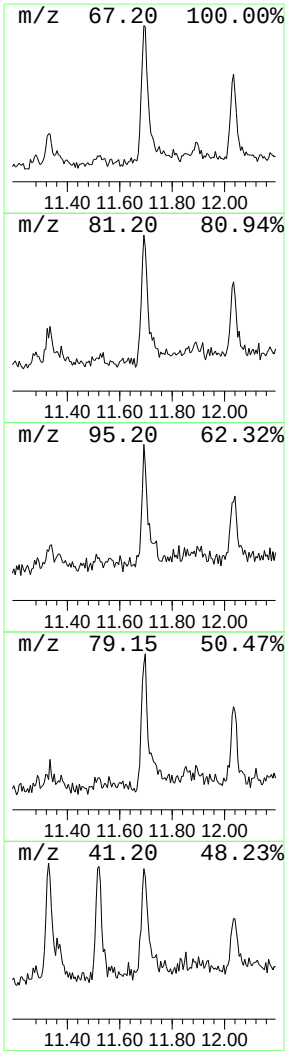

Library Search Compound Report

Data Path : C:\msdchem\1\data\altheam\ef8811\
Data File : f201330.d
Acq On : 21 Aug 2021 9:07 am
Operator : chriss2
Sample : jd30019-3
Misc : op34963,ef8811,31.3,,,1,1
ALS Vial : 22 Sample Multiplier: 1

Quant Method : C:\MSDCHEM\1\METHODS\MF8747.M
Quant Title : Semi Volatile Extractables by GC/MS

TIC Library : C:\Database\NIST08.L
TIC Integration Parameters: LSCINT.P

****

Peak Number 6 Unknown Concentration Rank 6

R.T.	EstConc	Area	Relative to ISTD	R.T.
12.034	6.07 ppm	497879	Chrysene-d12	14.064

Hit# of 5	Tentative ID	MW	MolForm	CAS#	Qual
1	7,10-Octadecadienoic acid, methy...	294	C19H34O2	056554-24-6	93
2	9,11-Octadecadienoic acid, methy...	294	C19H34O2	013038-47-6	93
3	Methyl 9-cis,11-trans-octadecadi...	294	C19H34O2	1000336-44-0	93
4	Methyl 9,12-heptadecadienoate	280	C18H32O2	1000336-36-2	93
5	9,12-Octadecadienoic acid, methy...	294	C19H34O2	002566-97-4	89

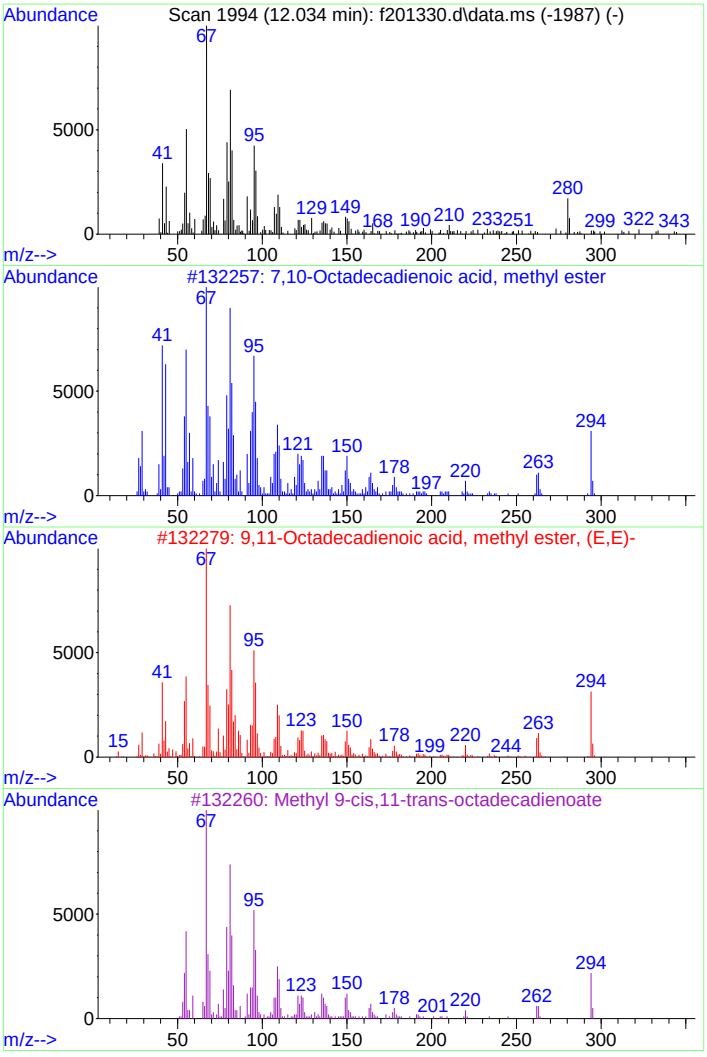

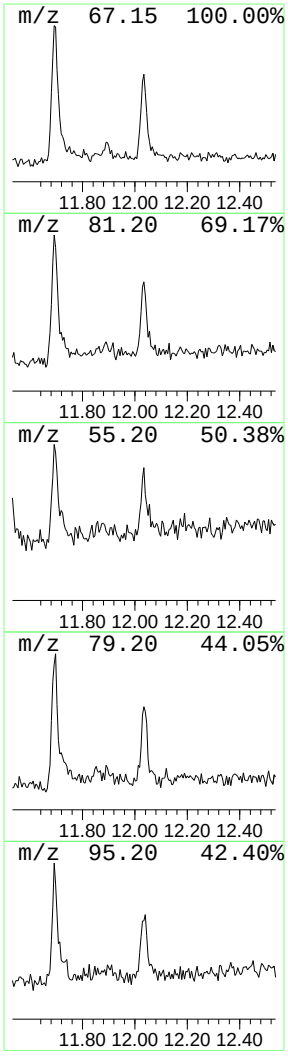

Library Search Compound Report

Data Path : C:\msdchem\1\data\altheam\ef8811\
Data File : f201330.d
Acq On : 21 Aug 2021 9:07 am
Operator : chriss2
Sample : jd30019-3
Misc : op34963,ef8811,31.3,,,1,1
ALS Vial : 22 Sample Multiplier: 1

Quant Method : C:\MSDCHEM\1\METHODS\MF8747.M
Quant Title : Semi Volatile Extractables by GC/MS

TIC Library : C:\Database\NIST08.L
TIC Integration Parameters: LSCINT.P

****

Peak Number 7 Unknown acid Concentration Rank 8

R.T.	EstConc	Area	Relative to ISTD	R.T.
16.212	4.64 ppm	455725	Perylene-d12	17.115

Hit# of 5	Tentative ID	MW	MolForm	CAS#	Qual
1	Tetracosanoic acid	368	C24H48O2	000557-59-5	78
2	Hexacosanoic acid	396	C26H52O2	000506-46-7	52
3	Tridecanoic acid	214	C13H26O2	000638-53-9	35
4	Tetradecanoic acid	228	C14H28O2	000544-63-8	32
5	Pentadecanoic acid	242	C15H30O2	001002-84-2	22

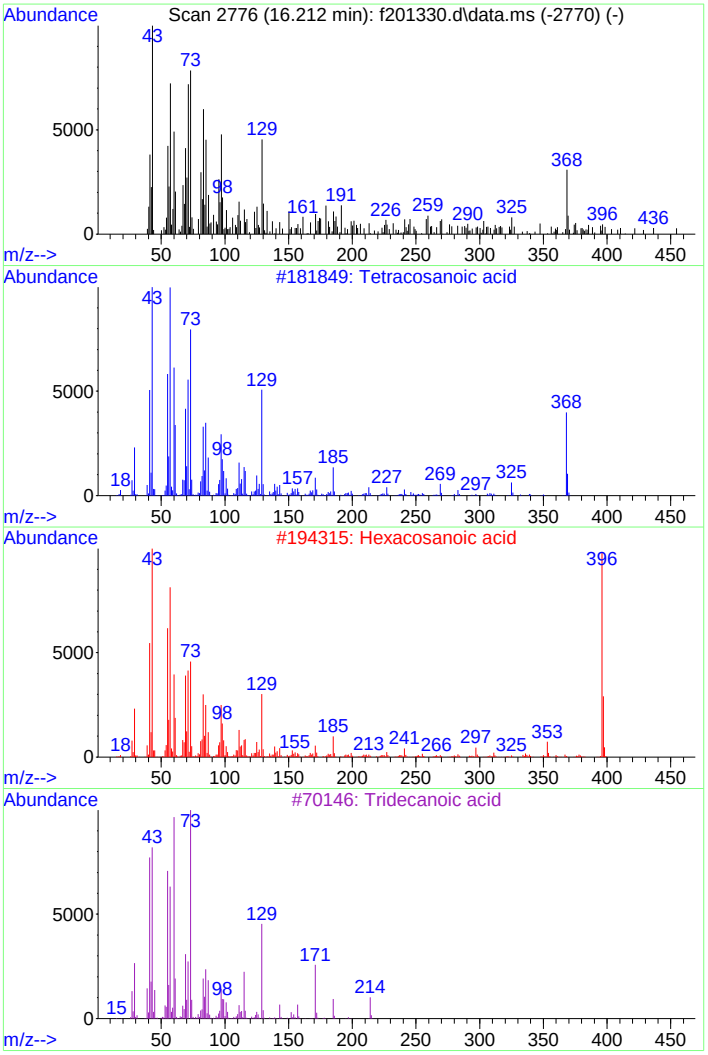

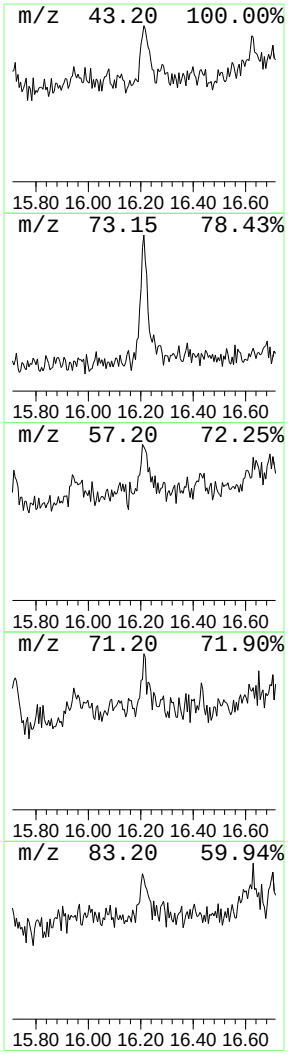

Library Search Compound Report

Data Path : C:\msdchem\1\data\altheam\ef8811\
Data File : f201330.d
Acq On : 21 Aug 2021 9:07 am
Operator : chriss2
Sample : jd30019-3
Misc : op34963,ef8811,31.3,,,1,1
ALS Vial : 22 Sample Multiplier: 1

Quant Method : C:\MSDCHEM\1\METHODS\MF8747.M
Quant Title : Semi Volatile Extractables by GC/MS

TIC Library : C:\Database\NIST08.L
TIC Integration Parameters: LSCINT.P

****

Peak Number 8 Alkane Concentration Rank 5

R.T.	EstConc	Area	Relative to ISTD	R.T.
18.434	6.16 ppm	604420	Perylene-d12	17.115

Hit# of 5	Tentative ID	MW	MolForm	CAS#	Qual
1	Triacontane, 1-bromo-	500	C30H61Br	004209-22-7	91
2	Tetratriacontane	479	C34H70	014167-59-0	90
3	Eicosane	282	C20H42	000112-95-8	90
4	Heptadecane	240	C17H36	000629-78-7	89
5	Heptadecane	240	C17H36	000629-78-7	86

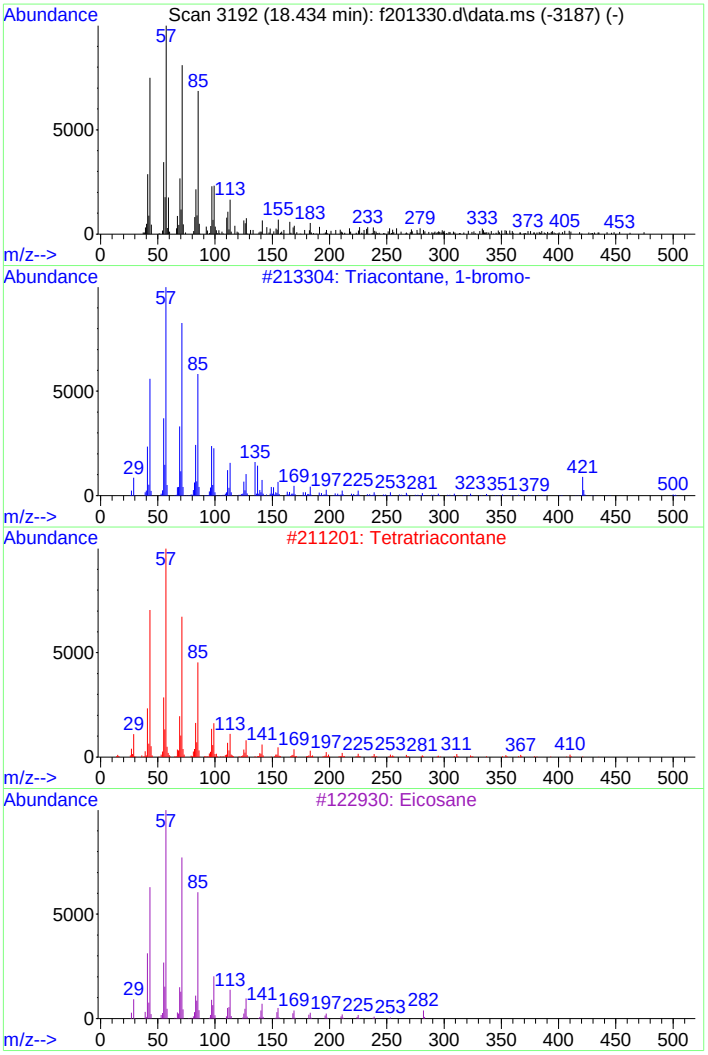

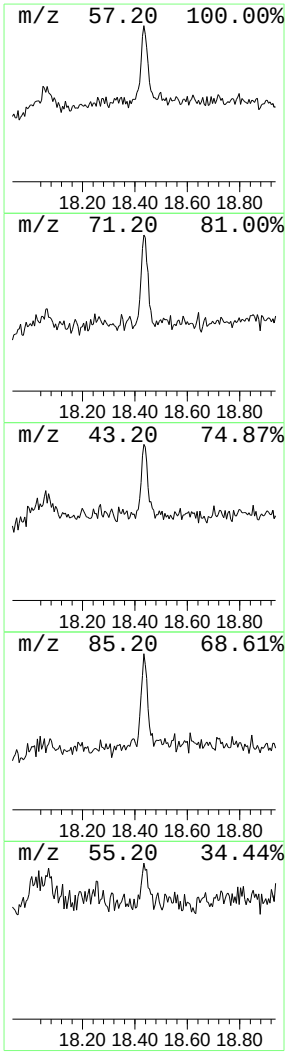

Tentatively Identified Compound (LSC) summary

Data Path : C:\msdchem\1\data\altheam\ef8811\
Data File : f201330.d
Acq On : 21 Aug 2021 9:07 am
Operator : chriss2
Sample : jd30019-3
Misc : op34963,ef8811,31.3,,,1,1
ALS Vial : 22 Sample Multiplier: 1

Quant Method : C:\MSDCHEM\1\METHODS\MF8747.M
Quant Title : Semi Volatile Extractables by GC/MS

TIC Library : C:\Database\NIST08.L
TIC Integration Parameters: LSCINT.P

					--Internal Standard---			
TIC Top Hit name	RT	EstConc	Units	Response	#	RT	Resp	Conc
System artifact...	3.364	5.8	ppm	281567	2	4.619	1946330	40.0
Unknown acid	9.892	9.1	ppm	715345	7	8.802	3138010	40.0
Unknown acid	11.329	7.9	ppm	617910	7	8.802	3138010	40.0
Unknown acid	11.521	9.9	ppm	815838	8	14.064	3278860	40.0
Unknown	11.692	12.0	ppm	986180	8	14.064	3278860	40.0
Unknown	12.034	6.1	ppm	497879	8	14.064	3278860	40.0
Unknown acid	16.212	4.6	ppm	455725	10	17.115	3926150	40.0
Alkane	18.434	6.2	ppm	604420	10	17.115	3926150	40.0

Quantitation Report (QT/LSC Reviewed)

Data Path : C:\msdchem\1\data\altheam\ef8811\
Data File : f201316.d
Acq On : 21 Aug 2021 2:41 am
Operator : chriss2
Sample : jd30019-4 Inst : GCMSF
Misc : op34963,ef8811,30.5,,,1,1
ALS Vial : 8 Sample Multiplier: 1

Quant Method : C:\MSDCHEM\1\METHODS\MF8747.M
Quant Results File: MF8747.RES
Quant Time: Aug 23 03:07:28 2021
Quant Title : Semi Volatile Extractables by GC/MS
QLast Update : Mon Aug 23 02:54:27 2021
Response via : Initial Calibration

Compound	R.T.	QIon	Response	Conc	Units	Dev(Min)
Internal Standards						
1) 1,4-Dichlorobenzene-d4	4.619	152	260495	40.00	ppm	0.00
24) Naphthalene-d8	5.538	136	1016684	40.00	ppm	0.00
46) Acenaphthene-d10	6.932	164	579991	40.00	ppm	0.00
69) Phenanthrene-d10	8.797	188	1078997	40.00	ppm	0.00
83) Chrysene-d12	14.048	240	1002100	40.00	ppm	0.00
92) Perylene-d12	17.093	264	986428	40.00	ppm	0.00
102) 1,4-Dichlorobenzene-d4b	4.619	152	260495	40.00	ppm	0.00
104) Phenanthrene-d10b	8.797	188	1078997	40.00	ppm	0.00
106) Naphthalene-d8b	5.538	136	1016684	40.00	ppm	0.00
108) Chrysene-d12d	14.048	240	1002100	40.00	ppm	0.00
System Monitoring Compounds						
5) 2-Fluorophenol	3.636	112	293105	36.75	ppm	0.00
Spiked Amount 50.000			Recovery = 73.50%			
8) Phenol-d5	4.357	99	378109	34.98	ppm	0.00
Spiked Amount 50.000			Recovery = 69.96%			
25) Nitrobenzene-d5	5.020	82	405457	41.28	ppm	0.00
Spiked Amount 50.000			Recovery = 82.56%			
51) 2-Fluorobiphenyl	6.334	172	765504	39.68	ppm	0.00
Spiked Amount 50.000			Recovery = 79.36%			
73) 2,4,6-Tribromophenol	7.814	330	115335	40.61	ppm	0.00
Spiked Amount 50.000			Recovery = 81.22%			
86) Terphenyl-d14	11.853	244	1066819	44.63	ppm	0.00
Spiked Amount 50.000			Recovery = 89.26%			
Target Compounds						Qvalue
85) Pyrene	11.404	202	9901	0.32	ppm	96

(#) = qualifier out of range (m) = manual integration (+) = signals summed

Quantitation Report (QT/LSC Reviewed)

Data Path : C:\msdchem\1\data\altheam\ef8811\
Data File : f201316.d
Acq On : 21 Aug 2021 2:41 am
Operator : chriss2
Sample : jd30019-4 Inst : GCMSF
Misc : op34963,ef8811,30.5,,,1,1
ALS Vial : 8 Sample Multiplier: 1

Quant Method : C:\MSDCHEM\1\METHODS\MF8747.M
Quant Results File: MF8747.RES
Quant Time: Aug 23 03:07:28 2021
Quant Title : Semi Volatile Extractables by GC/MS
QLast Update : Mon Aug 23 02:54:27 2021
Response via : Initial Calibration

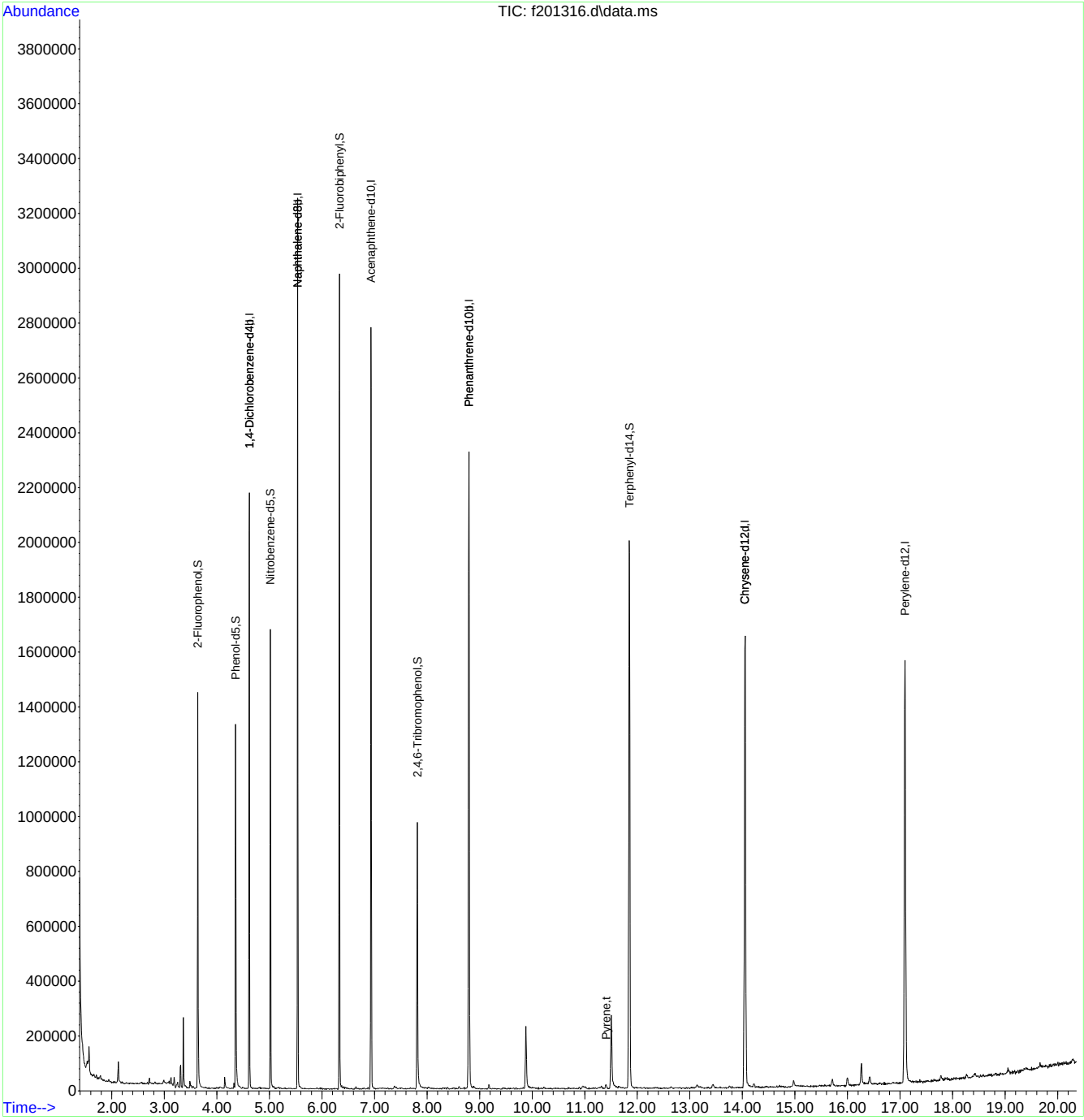

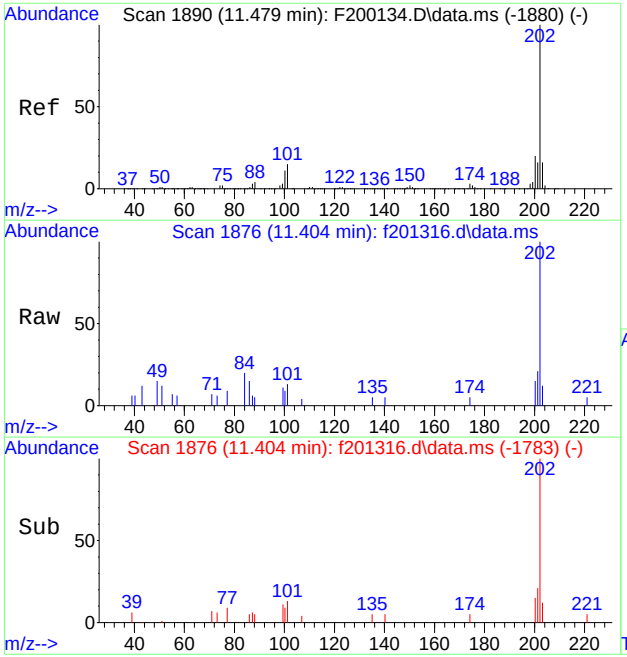

#85
Pyrene
Concen: 0.32 ppm
RT: 11.404 min Scan# 1876
Delta R.T. -0.006 min
Lab File: f201316.d
Acq: 21 Aug 2021 2:41 am

Tgt Ion:202 Resp: 9901

Ion	Ratio	Lower	Upper
202	100		
101	10.1	0.0	41.7
100	9.0	0.0	40.1

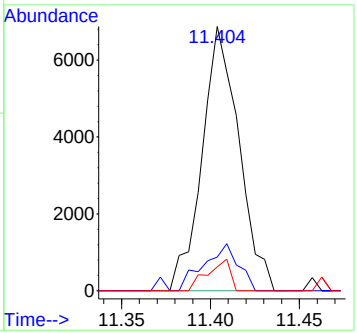

LSC Area Percent Report

Data Path : C:\msdchem\1\data\altheam\ef8811\
Data File : f201316.d
Acq On : 21 Aug 2021 2:41 am
Operator : chriss2
Sample : jd30019-4
Misc : op34963,ef8811,30.5,,,1,1
ALS Vial : 8 Sample Multiplier: 1

Integration Parameters: rteint.p
Integrator: RTE
Smoothing : ON Filtering: 5
Sampling : 1 Min Area: 1000 Area counts
Start Thrs: 0.02 Max Peaks: 100
Stop Thrs : 0 Peak Location: TOP

If leading or trailing edge < 100 prefer < Baseline drop else tangent >
Peak separation: 5

Method : C:\MSDCHEM\1\METHODS\MF8747.M
Title : Semi Volatile Extractables by GC/MS

Signal : TIC: f201316.d\data.ms

peak #	R.T. min	first scan	max scan	last scan	PK TY	peak height	corr. area	corr. % max.	% of total
1	2.124	133	139	149	rVB2	79716	104597	3.50%	0.377%
2	2.717	246	250	253	rBV2	23495	25597	0.86%	0.092%
3	2.990	297	301	311	rBV8	13309	22597	0.76%	0.082%
4	3.091	318	320	323	rVB4	11971	10885	0.36%	0.039%
5	3.129	323	327	331	rVV	25036	23508	0.79%	0.085%
6	3.187	334	338	343	rVB2	38797	48314	1.62%	0.174%
7	3.257	343	351	357	rBV7	21272	38828	1.30%	0.140%
8	3.310	357	361	367	rBV	83257	83106	2.78%	0.300%
9	3.364	367	371	376	rBV	256501	238984	8.00%	0.862%
10	3.487	390	394	403	rVB4	25687	33379	1.12%	0.120%
11	3.545	403	405	412	rVB5	9758	12353	0.41%	0.045%
12	3.636	412	422	443	rBV	1444873	1193741	39.98%	4.308%
13	3.786	449	450	456	rVB5	5265	6657	0.22%	0.024%
14	3.994	485	489	494	rBV4	5131	7361	0.25%	0.027%
15	4.058	499	501	507	rVV5	5125	8930	0.30%	0.032%
16	4.149	515	518	529	rBV	40874	40122	1.34%	0.145%
17	4.325	548	551	553	rBV2	21234	16262	0.54%	0.059%
18	4.357	553	557	569	rVV	1326092	1159478	38.84%	4.184%
19	4.491	579	582	589	rVB6	5521	8074	0.27%	0.029%
20	4.619	599	606	617	rVB	2173808	1736522	58.16%	6.266%
21	4.827	640	645	646	rVB5	6224	8394	0.28%	0.030%
22	5.020	674	681	692	rBV	1676931	1198539	40.14%	4.325%
23	5.169	703	709	711	rBV5	4882	7478	0.25%	0.027%
24	5.538	772	778	791	rBV	3248941	2226022	74.56%	8.033%
25	6.003	860	865	867	rVB3	5893	7299	0.24%	0.026%
26	6.115	881	886	892	rVB5	4066	7203	0.24%	0.026%
27	6.291	911	919	921	rVB4	3931	7011	0.23%	0.025%
28	6.334	921	927	933	rBV	2974862	2353912	78.84%	8.494%
29	6.414	941	942	945	rVB2	9065	6675	0.22%	0.024%
30	6.644	982	985	989	rVB3	8319	8487	0.28%	0.031%
31	6.932	1033	1039	1050	rBV	2778937	2595468	86.93%	9.366%
32	7.098	1064	1070	1077	rBV6	3553	10716	0.36%	0.039%
33	7.253	1095	1099	1103	rVB6	5692	8334	0.28%	0.030%
34	7.376	1114	1122	1128	rBV8	11118	20377	0.68%	0.074%
35	7.509	1145	1147	1154	rVB4	5060	8724	0.29%	0.031%
36	7.814	1197	1204	1220	rBV	974070	1107979	37.11%	3.998%
37	8.022	1240	1243	1250	rBV7	6697	13238	0.44%	0.048%
38	8.300	1291	1295	1299	rBV5	6789	10708	0.36%	0.039%
39	8.391	1308	1312	1318	rBV6	7260	11584	0.39%	0.042%
40	8.498	1331	1332	1338	rVB6	5933	8985	0.30%	0.032%

LSC Area Percent Report

Data Path : C:\msdchem\1\data\altheam\ef8811\
Data File : f201316.d
Acq On : 21 Aug 2021 2:41 am
Operator : chriss2
Sample : jd30019-4
Misc : op34963,ef8811,30.5,,,1,1
ALS Vial : 8 Sample Multiplier: 1

Integration Parameters: rteint.p
Integrator: RTE
Smoothing : ON Filtering: 5
Sampling : 1 Min Area: 1000 Area counts
Start Thrs: 0.02 Max Peaks: 100
Stop Thrs : 0 Peak Location: TOP

If leading or trailing edge < 100 prefer < Baseline drop else tangent >
Peak separation: 5

Method : C:\MSDCHEM\1\METHODS\MF8747.M
Title : Semi Volatile Extractables by GC/MS

41	8.604	1347	1352	1358	rVB3	9171	15177	0.51%	0.055%
42	8.711	1367	1372	1373	rVB5	7696	8871	0.30%	0.032%
43	8.797	1379	1388	1401	rBV	2322278	2813956	94.25%	10.154%
44	8.877	1401	1403	1408	rBV5	7806	8146	0.27%	0.029%
45	9.000	1421	1426	1430	rVB4	4428	7327	0.25%	0.026%
46	9.176	1453	1459	1463	rBV3	17636	22400	0.75%	0.081%
47	9.449	1502	1510	1513	rBV4	6175	8974	0.30%	0.032%
48	9.545	1523	1528	1534	rVB4	4896	6350	0.21%	0.023%
49	9.646	1544	1547	1551	rVB4	5636	7391	0.25%	0.027%
50	9.694	1551	1556	1559	rVB3	6837	8454	0.28%	0.031%
51	9.780	1569	1572	1578	rBV5	3790	7599	0.25%	0.027%
52	9.881	1585	1591	1601	rBV3	226448	332307	11.13%	1.199%
53	9.940	1601	1602	1612	rVB7	7689	13690	0.46%	0.049%
54	10.031	1618	1619	1625	rVB4	4536	6449	0.22%	0.023%
55	10.218	1650	1654	1659	rVB4	6895	11353	0.38%	0.041%
56	10.410	1685	1690	1693	rBV3	4133	7590	0.25%	0.027%
57	10.896	1777	1781	1785	rVB6	8373	12248	0.41%	0.044%
58	10.966	1785	1794	1798	rBV5	11838	29323	0.98%	0.106%
59	11.024	1804	1805	1811	rVB5	6056	6187	0.21%	0.022%
60	11.094	1815	1818	1822	rBV3	5348	6357	0.21%	0.023%
61	11.206	1834	1839	1843	rBV4	5285	7800	0.26%	0.028%
62	11.265	1844	1850	1851	rBV5	4368	6873	0.23%	0.025%
63	11.318	1856	1860	1866	rVB5	9703	14442	0.48%	0.052%
64	11.404	1871	1876	1886	rVB3	15871	27615	0.92%	0.100%
65	11.505	1886	1895	1913	rBV2	268762	475232	15.92%	1.715%
66	11.847	1950	1959	1977	rVB	1998721	2985642	100.00%	10.774%
67	12.130	2006	2012	2018	rVB5	4646	8693	0.29%	0.031%
68	12.638	2103	2107	2115	rVB7	7340	14254	0.48%	0.051%
69	12.739	2117	2126	2128	rBV6	4032	10380	0.35%	0.037%
70	12.814	2138	2140	2145	rVB4	6370	7797	0.26%	0.028%
71	12.932	2157	2162	2166	rBV5	5977	8545	0.29%	0.031%
72	12.958	2166	2167	2174	rVB5	5013	7969	0.27%	0.029%
73	13.022	2174	2179	2180	rBV4	5961	6958	0.23%	0.025%
74	13.135	2192	2200	2206	rBV9	11418	23526	0.79%	0.085%
75	13.236	2218	2219	2226	rVB5	4880	6092	0.20%	0.022%
76	13.445	2249	2258	2265	rBV7	14163	30366	1.02%	0.110%
77	13.754	2311	2316	2322	rVB5	8749	14713	0.49%	0.053%
78	13.904	2341	2344	2349	rBV4	3846	6730	0.23%	0.024%
79	14.054	2363	2372	2385	rBV2	1649679	2843352	95.23%	10.260%
80	14.225	2399	2404	2408	rVB7	13696	25682	0.86%	0.093%
81	14.374	2430	2432	2435	rBV3	6790	6919	0.23%	0.025%
82	14.454	2445	2447	2452	rBV5	5042	6300	0.21%	0.023%
83	14.711	2489	2495	2498	rBV6	9345	11330	0.38%	0.041%
84	14.882	2522	2527	2531	rBV6	4573	7752	0.26%	0.028%
85	14.972	2539	2544	2553	rBV6	22158	41438	1.39%	0.150%

LSC Area Percent Report

Data Path : C:\msdchem\1\data\altheam\ef8811\
Data File : f201316.d
Acq On : 21 Aug 2021 2:41 am
Operator : chriss2
Sample : jd30019-4
Misc : op34963,ef8811,30.5,,,1,1
ALS Vial : 8 Sample Multiplier: 1

Integration Parameters: rteint.p
Integrator: RTE
Smoothing : ON Filtering: 5
Sampling : 1 Min Area: 1000 Area counts
Start Thrs: 0.02 Max Peaks: 100
Stop Thrs : 0 Peak Location: TOP

If leading or trailing edge < 100 prefer < Baseline drop else tangent >
Peak separation: 5

Method : C:\MSDCHEM\1\METHODS\MF8747.M
Title : Semi Volatile Extractables by GC/MS

86	15.341	2611	2613	2616	rVB3	6253	6262	0.21%	0.023%
87	15.362	2616	2617	2621	rBV4	7748	8345	0.28%	0.030%
88	15.715	2675	2683	2696	rBV4	27374	60563	2.03%	0.219%
89	15.998	2731	2736	2745	rBV7	30625	59307	1.99%	0.214%
90	16.153	2760	2765	2766	rBV5	6787	9416	0.32%	0.034%
91	16.174	2767	2769	2775	rVV7	5619	9257	0.31%	0.033%
92	16.265	2778	2786	2795	rVV3	80015	144648	4.84%	0.522%
93	16.324	2796	2797	2801	rVB4	8985	6769	0.23%	0.024%
94	16.420	2810	2815	2823	rVB6	27206	56710	1.90%	0.205%
95	16.500	2827	2830	2834	rBV5	6066	7079	0.24%	0.026%
96	16.655	2858	2859	2863	rBV3	6742	7463	0.25%	0.027%
97	16.703	2865	2868	2871	rVB4	9939	10129	0.34%	0.037%
98	16.858	2894	2897	2901	rBV6	5481	7686	0.26%	0.028%
99	17.093	2932	2941	2955	rBV2	1540959	2824615	94.61%	10.193%
100	17.441	3005	3006	3008	rBV3	7794	6447	0.22%	0.023%
101	17.483	3012	3014	3016	rBV2	6874	6347	0.21%	0.023%
102	17.606	3036	3037	3040	rBV3	8679	6594	0.22%	0.024%
103	17.644	3041	3044	3046	rBV3	10259	8470	0.28%	0.031%
104	17.777	3065	3069	3078	rVB10	19382	39717	1.33%	0.143%
105	18.263	3157	3160	3167	rVB8	14444	21399	0.72%	0.077%
106	19.268	3347	3348	3351	rBV3	12312	12024	0.40%	0.043%

Sum of corrected areas: 27712224

LSC Report - Integrated Chromatogram

Data Path : C:\msdchem\1\data\altheam\ef8811\
Data File : f201316.d
Acq On : 21 Aug 2021 2:41 am
Operator : chriss2
Sample : jd30019-4
Misc : op34963,ef8811,30.5,,,1,1
ALS Vial : 8 Sample Multiplier: 1

Quant Method : C:\MSDCHEM\1\METHODS\MF8747.M
Quant Title : Semi Volatile Extractables by GC/MS

TIC Library : C:\Database\NIST08.L
TIC Integration Parameters: LSCINT.P

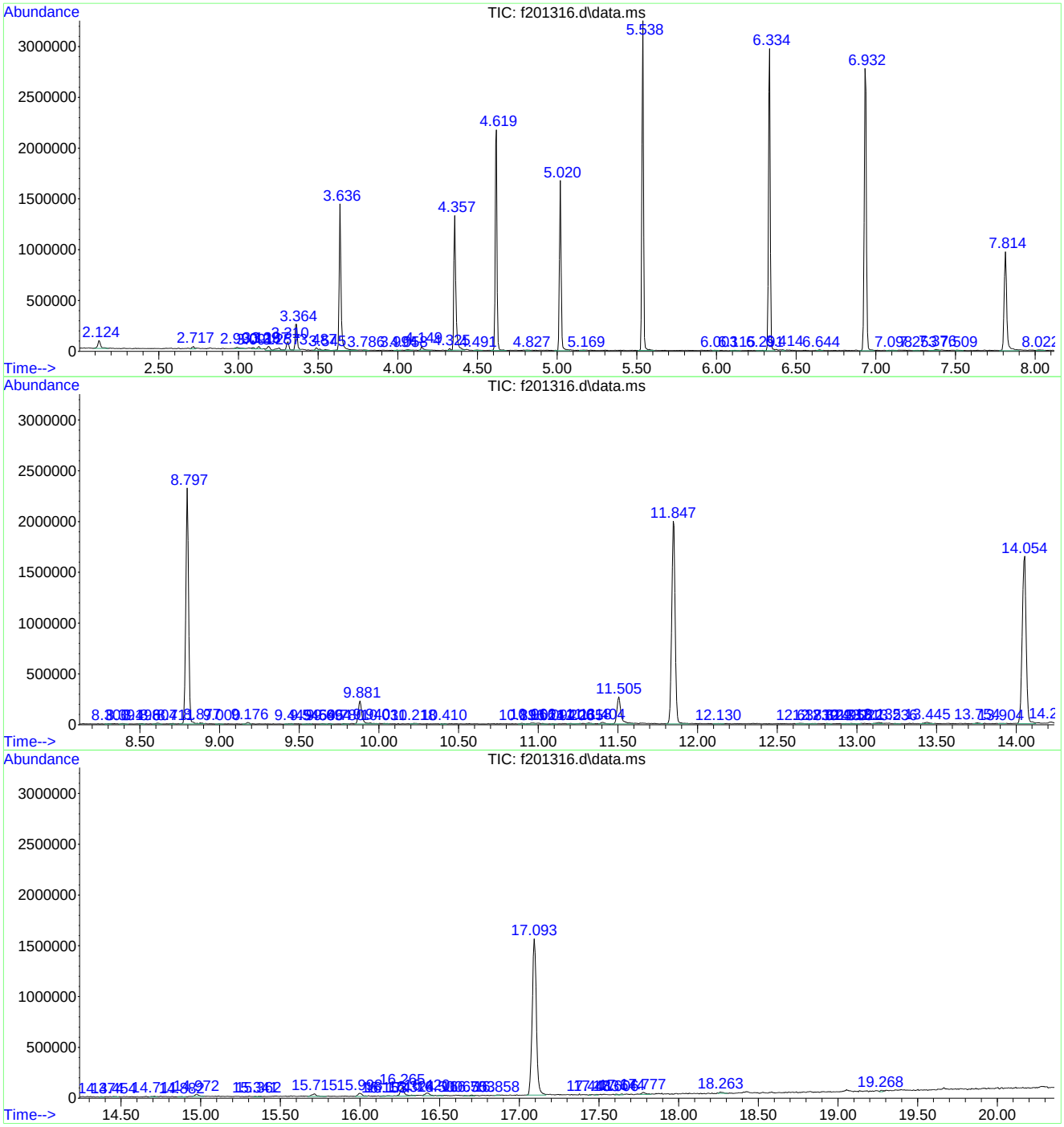

Library Search Compound Report

Data Path : C:\msdchem\1\data\altheam\ef8811\
Data File : f201316.d
Acq On : 21 Aug 2021 2:41 am
Operator : chriss2
Sample : jd30019-4
Misc : op34963,ef8811,30.5,,,1,1
ALS Vial : 8 Sample Multiplier: 1

Quant Method : C:\MSDCHEM\1\METHODS\MF8747.M
Quant Title : Semi Volatile Extractables by GC/MS

TIC Library : C:\Database\NIST08.L
TIC Integration Parameters: LSCINT.P

****

Peak Number 1 System artifact/aldol-conde... Concentration Rank 2

R.T.	EstConc	Area	Relative to ISTD	R.T.
3.364	5.50 ppm	238984	1,4-Dichlorobenzene-d4b	4.619

Hit# of 5	Tentative ID	MW	MolForm	CAS#	Qual
1	2-Pentanone, 4-hydroxy-4-methyl-	116	C6H12O2	000123-42-2	56
2	(+-)-4-Amino-4,5-dihydro-2(3H)-f...	101	C4H7NO2	016504-58-8	43
3	Propane, 1,1-dipropoxy-	160	C9H20O2	004744-11-0	38
4	Hydrazine, 1,1-bis(1-methylethyl)-	116	C6H16N2	000921-14-2	33
5	Succinic acid, heptyl 2-methoxye...	274	C14H26O5	1000325-80-7	28

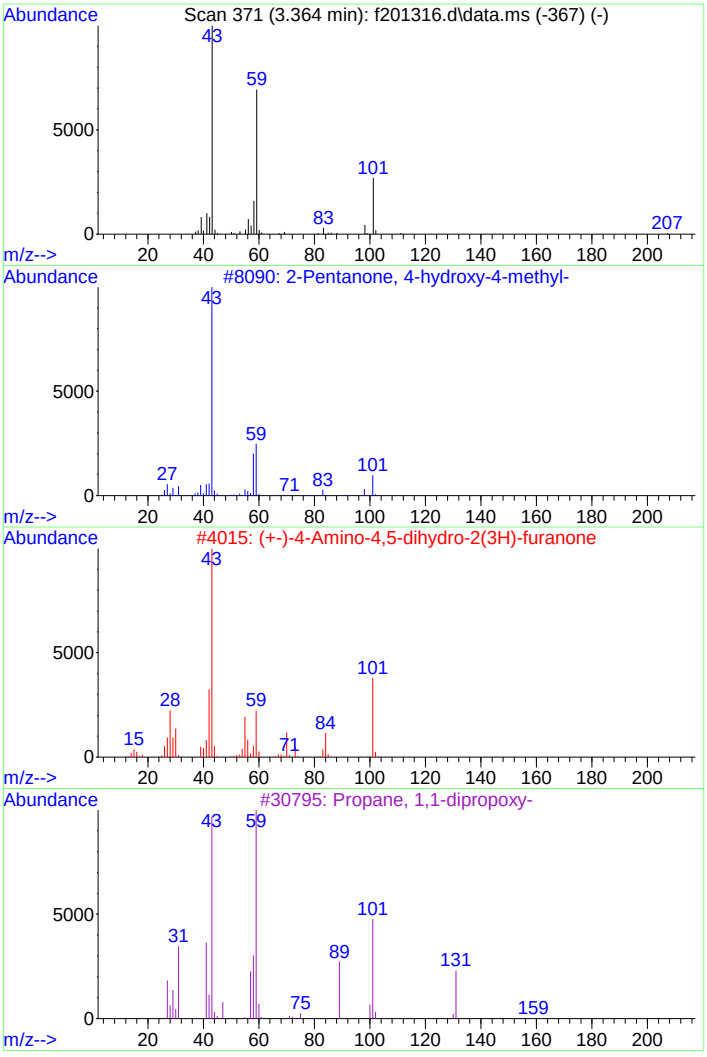

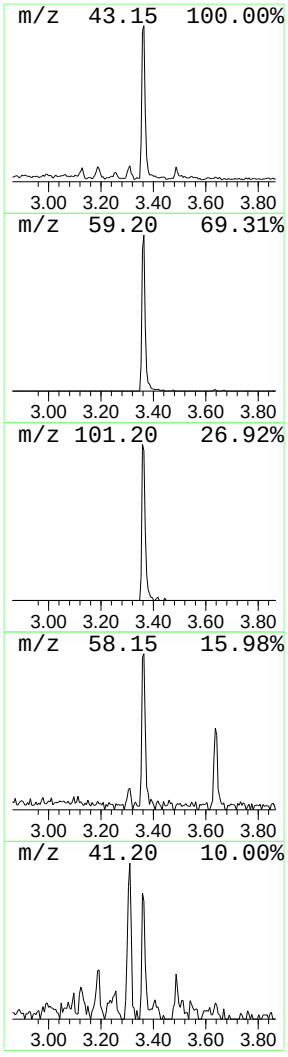

Library Search Compound Report

Data Path : C:\msdchem\1\data\altheam\ef8811\
Data File : f201316.d
Acq On : 21 Aug 2021 2:41 am
Operator : chriss2
Sample : jd30019-4
Misc : op34963,ef8811,30.5,,,1,1
ALS Vial : 8 Sample Multiplier: 1

Quant Method : C:\MSDCHEM\1\METHODS\MF8747.M
Quant Title : Semi Volatile Extractables by GC/MS

TIC Library : C:\Database\NIST08.L
TIC Integration Parameters: LSCINT.P

****

Peak Number 2 Unknown acid Concentration Rank 3

R.T.	EstConc	Area	Relative to ISTD	R.T.
9.881	4.72 ppm	332307	Phenanthrene-d10b	8.797

Hit# of 5	Tentative ID	MW	MolForm	CAS#	Qual
1	n-Hexadecanoic acid	256	C16H32O2	000057-10-3	98
2	Tridecanoic acid	214	C13H26O2	000638-53-9	96
3	n-Hexadecanoic acid	256	C16H32O2	000057-10-3	96
4	Tridecanoic acid	214	C13H26O2	000638-53-9	95
5	Tetradecanoic acid	228	C14H28O2	000544-63-8	93

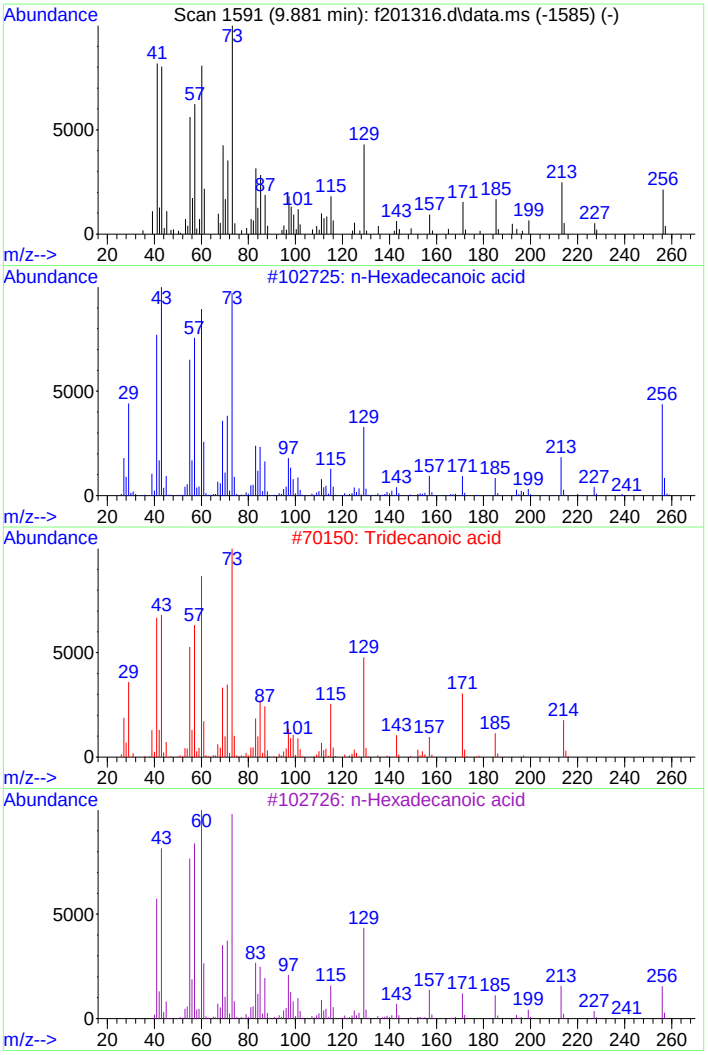

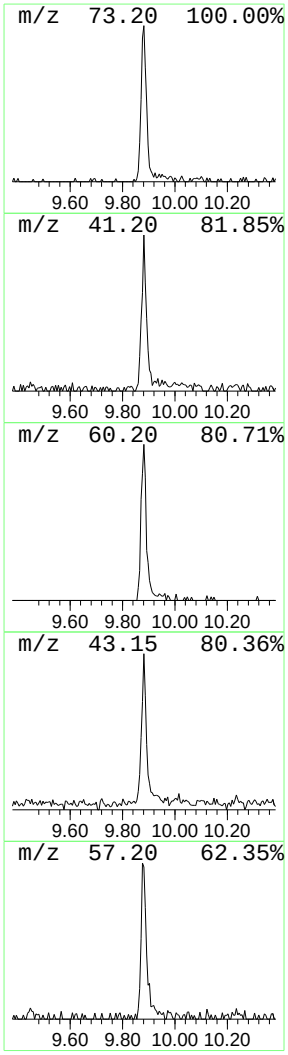

Library Search Compound Report

Data Path : C:\msdchem\1\data\altheam\ef8811\
Data File : f201316.d
Acq On : 21 Aug 2021 2:41 am
Operator : chriss2
Sample : jd30019-4
Misc : op34963,ef8811,30.5,,,1,1
ALS Vial : 8 Sample Multiplier: 1

Quant Method : C:\MSDCHEM\1\METHODS\MF8747.M
Quant Title : Semi Volatile Extractables by GC/MS

TIC Library : C:\Database\NIST08.L
TIC Integration Parameters: LSCINT.P

****

Peak Number 3 Unknown acid Concentration Rank 1

R.T.	EstConc	Area	Relative to ISTD	R.T.
11.505	6.69 ppm	475232	Chrysene-d12	14.048

Hit# of 5	Tentative ID	MW	MolForm	CAS#	Qual
1	Octadecanoic acid	284	C18H36O2	000057-11-4	94
2	Octadecanoic acid	284	C18H36O2	000057-11-4	91
3	Pentadecanoic acid	242	C15H30O2	001002-84-2	89
4	Octadecanoic acid	284	C18H36O2	000057-11-4	87
5	Tetradecanoic acid	228	C14H28O2	000544-63-8	72

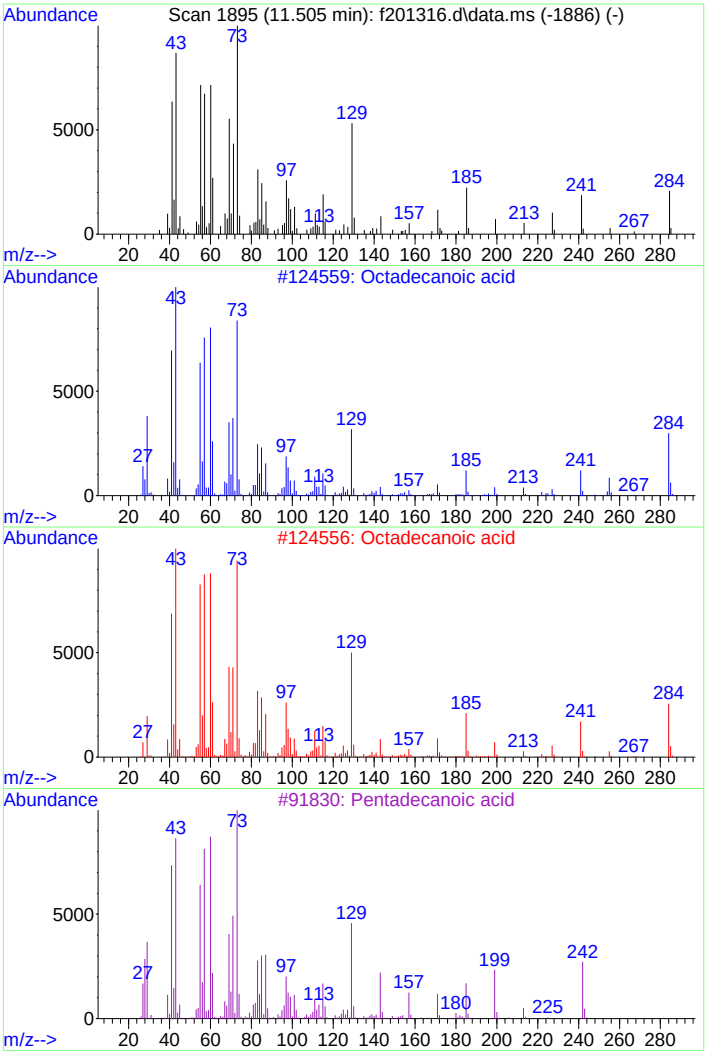

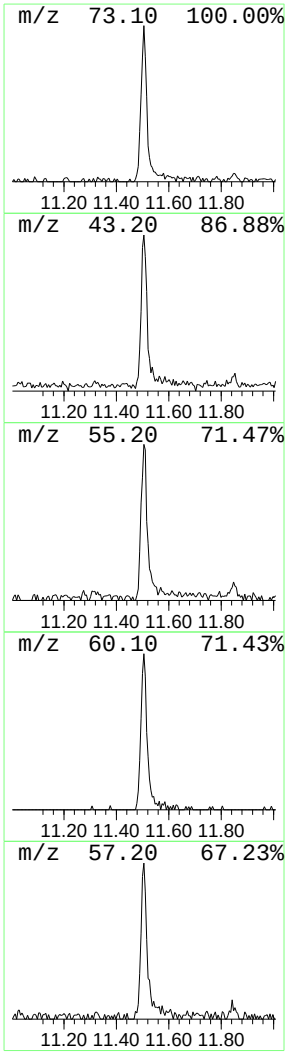

Tentatively Identified Compound (LSC) summary

Data Path : C:\msdchem\1\data\altheam\ef8811\
Data File : f201316.d
Acq On : 21 Aug 2021 2:41 am
Operator : chriss2
Sample : jd30019-4
Misc : op34963,ef8811,30.5,,,1,1
ALS Vial : 8 Sample Multiplier: 1

Quant Method : C:\MSDCHEM\1\METHODS\MF8747.M
Quant Title : Semi Volatile Extractables by GC/MS

TIC Library : C:\Database\NIST08.L
TIC Integration Parameters: LSCINT.P

					Internal Standard			
TIC Top Hit name	RT	EstConc	Units	Response	#	RT	Resp	Conc
System artifact...	3.364	5.5	ppm	238984	2	4.619	1736520	40.0
Unknown acid	9.881	4.7	ppm	332307	7	8.797	2813960	40.0
Unknown acid	11.505	6.7	ppm	475232	8	14.048	2843350	40.0

Quantitation Report (QT/LSC Reviewed)

Data Path : C:\msdchem\1\data\altheam\ef8811\
Data File : f201317.d
Acq On : 21 Aug 2021 3:09 am
Operator : chriss2
Sample : jd30019-5 Inst : GCMSF
Misc : op34963,ef8811,30.2,,,1,1
ALS Vial : 9 Sample Multiplier: 1

Quant Method : C:\MSDCHEM\1\METHODS\MF8747.M
Quant Results File: MF8747.RES
Quant Time: Aug 23 03:08:46 2021
Quant Title : Semi Volatile Extractables by GC/MS
QLast Update : Mon Aug 23 02:54:27 2021
Response via : Initial Calibration

Compound	R.T.	QIon	Response	Conc	Units	Dev(Min)
Internal Standards						
1) 1,4-Dichlorobenzene-d4	4.619	152	248878	40.00	ppm	0.00
24) Naphthalene-d8	5.538	136	956594	40.00	ppm	0.00
46) Acenaphthene-d10	6.933	164	562342	40.00	ppm	0.00
69) Phenanthrene-d10	8.797	188	1051601	40.00	ppm	0.00
83) Chrysene-d12	14.054	240	982109	40.00	ppm	0.00
92) Perylene-d12	17.099	264	984326	40.00	ppm	0.00
102) 1,4-Dichlorobenzene-d4b	4.619	152	248878	40.00	ppm	0.00
104) Phenanthrene-d10b	8.797	188	1051601	40.00	ppm	0.00
106) Naphthalene-d8b	5.538	136	956594	40.00	ppm	0.00
108) Chrysene-d12d	14.054	240	982109	40.00	ppm	0.00
System Monitoring Compounds						
5) 2-Fluorophenol	3.636	112	227662	29.88	ppm	0.00
Spiked Amount 50.000			Recovery = 59.76%			
8) Phenol-d5	4.358	99	291633	28.24	ppm	0.00
Spiked Amount 50.000			Recovery = 56.48%			
25) Nitrobenzene-d5	5.020	82	307857	33.31	ppm	0.00
Spiked Amount 50.000			Recovery = 66.62%			
51) 2-Fluorobiphenyl	6.334	172	589414	31.51	ppm	0.00
Spiked Amount 50.000			Recovery = 63.02%			
73) 2,4,6-Tribromophenol	7.814	330	84383	30.49	ppm	0.00
Spiked Amount 50.000			Recovery = 60.98%			
86) Terphenyl-d14	11.847	244	854421	36.47	ppm	0.00
Spiked Amount 50.000			Recovery = 72.94%			
Target Compounds						Qvalue

(#) = qualifier out of range (m) = manual integration (+) = signals summed

Quantitation Report (QT/LSC Reviewed)

Data Path : C:\msdchem\1\data\altheam\ef8811\
Data File : f201317.d
Acq On : 21 Aug 2021 3:09 am
Operator : chriss2
Sample : jd30019-5 Inst : GCMSF
Misc : op34963,ef8811,30.2,,,1,1
ALS Vial : 9 Sample Multiplier: 1

Quant Method : C:\MSDCHEM\1\METHODS\MF8747.M
Quant Results File: MF8747.RES
Quant Time: Aug 23 03:08:46 2021
Quant Title : Semi Volatile Extractables by GC/MS
QLast Update : Mon Aug 23 02:54:27 2021
Response via : Initial Calibration

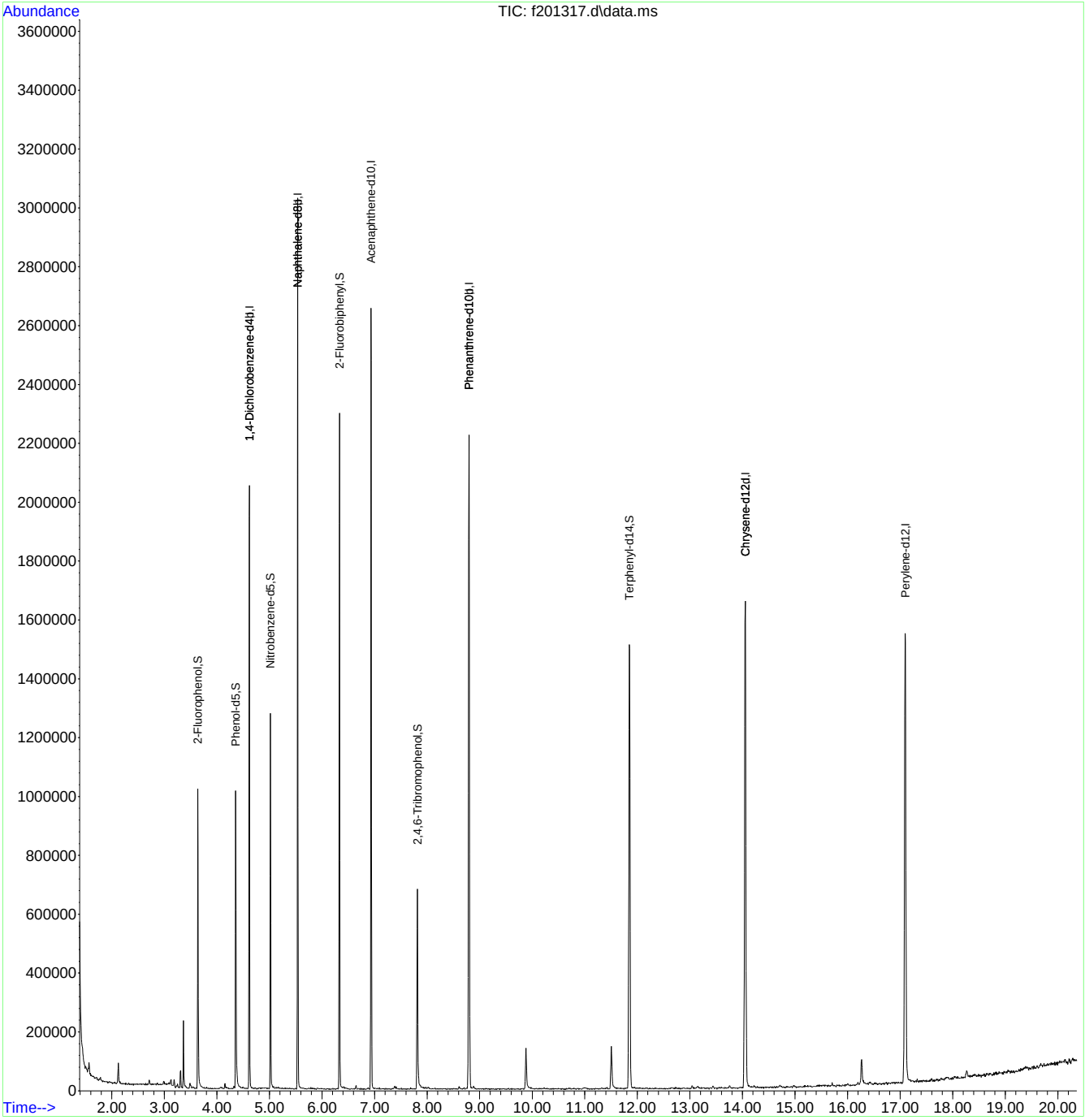

LSC Area Percent Report

Data Path : C:\msdchem\1\data\altheam\ef8811\
Data File : f201317.d
Acq On : 21 Aug 2021 3:09 am
Operator : chriss2
Sample : jd30019-5
Misc : op34963,ef8811,30.2,,,1,1
ALS Vial : 9 Sample Multiplier: 1

Integration Parameters: rteint.p
Integrator: RTE
Smoothing : ON Filtering: 5
Sampling : 1 Min Area: 1000 Area counts
Start Thrs: 0.02 Max Peaks: 100
Stop Thrs : 0 Peak Location: TOP

If leading or trailing edge < 100 prefer < Baseline drop else tangent >
Peak separation: 5

Method : C:\MSDCHEM\1\METHODS\MF8747.M
Title : Semi Volatile Extractables by GC/MS

Signal : TIC: f201317.d\data.ms

peak #	R.T. min	first scan	max scan	last scan	PK TY	peak height	corr. area	corr. % max.	% of total
1	2.018	118	119	124	rBV4	4718	6188	0.22%	0.025%
2	2.124	133	139	150	rVB	71925	91233	3.21%	0.365%
3	2.263	164	165	171	rBV6	6492	7589	0.27%	0.030%
4	2.322	172	176	178	rVB5	6109	5700	0.20%	0.023%
5	2.392	186	189	193	rVB6	6449	8637	0.30%	0.035%
6	2.418	193	194	198	rBV3	6630	7522	0.26%	0.030%
7	2.563	216	221	223	rVB5	3481	3923	0.14%	0.016%
8	2.680	241	243	246	rBV3	4986	4562	0.16%	0.018%
9	2.712	246	249	254	rVB3	16162	17800	0.63%	0.071%
10	2.819	267	269	274	rVB6	4322	7157	0.25%	0.029%
11	2.872	274	279	281	rBV5	7047	8379	0.30%	0.034%
12	2.990	297	301	305	rBV4	10449	12166	0.43%	0.049%
13	3.022	305	307	310	rVB3	5796	6596	0.23%	0.026%
14	3.049	310	312	315	rBV3	5543	6000	0.21%	0.024%
15	3.091	317	320	323	rVV4	7711	9455	0.33%	0.038%
16	3.129	323	327	332	rVB5	20346	23331	0.82%	0.093%
17	3.188	334	338	343	rVB3	28315	34233	1.21%	0.137%
18	3.252	343	350	353	rBV4	13880	20311	0.72%	0.081%
19	3.310	353	361	365	rBV	59334	61232	2.16%	0.245%
20	3.364	365	371	376	rBV	227385	194082	6.84%	0.776%
21	3.487	387	394	402	rBV4	17070	26708	0.94%	0.107%
22	3.540	402	404	407	rVV4	5000	3846	0.14%	0.015%
23	3.636	414	422	443	rBV	1018739	914034	32.19%	3.655%
24	4.069	498	503	507	rBV6	5781	10919	0.38%	0.044%
25	4.155	514	519	523	rBV3	17496	19893	0.70%	0.080%
26	4.325	546	551	553	rBV3	10738	11105	0.39%	0.044%
27	4.358	553	557	577	rVV	1012905	932161	32.83%	3.727%
28	4.496	581	583	587	rVB3	5705	4250	0.15%	0.017%
29	4.619	600	606	613	rBV	2049934	1657538	58.38%	6.628%
30	4.726	623	626	632	rVB3	6273	10700	0.38%	0.043%
31	4.806	632	641	645	rBV6	5611	15579	0.55%	0.062%
32	4.967	669	671	675	rBV3	3874	4967	0.17%	0.020%
33	5.020	675	681	690	rBV	1276370	922645	32.50%	3.689%
34	5.079	690	692	697	rVB4	6955	7104	0.25%	0.028%
35	5.170	705	709	711	rVB4	5693	5011	0.18%	0.020%
36	5.426	756	757	766	rVB4	3558	4645	0.16%	0.019%
37	5.538	772	778	789	rBV	3028263	2119792	74.66%	8.477%
38	5.640	796	797	803	rVB3	3702	5464	0.19%	0.022%
39	5.741	811	816	823	rBV6	3288	7992	0.28%	0.032%
40	5.789	823	825	827	rBV3	5639	3830	0.13%	0.015%

LSC Area Percent Report

Data Path : C:\msdchem\1\data\altheam\ef8811\
Data File : f201317.d
Acq On : 21 Aug 2021 3:09 am
Operator : chriss2
Sample : jd30019-5
Misc : op34963,ef8811,30.2,,,1,1
ALS Vial : 9 Sample Multiplier: 1

Integration Parameters: rteint.p
Integrator: RTE
Smoothing : ON Filtering: 5
Sampling : 1 Min Area: 1000 Area counts
Start Thrs: 0.02 Max Peaks: 100
Stop Thrs : 0 Peak Location: TOP

If leading or trailing edge < 100 prefer < Baseline drop else tangent >
Peak separation: 5

Method : C:\MSDCHEM\1\METHODS\MF8747.M
Title : Semi Volatile Extractables by GC/MS

41	5.912	844	848	851	rBV3	5725	8374	0.29%	0.033%
42	5.966	855	858	862	rVB4	2873	4100	0.14%	0.016%
43	6.046	872	873	879	rVB3	3364	3799	0.13%	0.015%
44	6.297	913	920	921	rBV3	4453	6806	0.24%	0.027%
45	6.334	921	927	937	rVV	2297177	1829155	64.42%	7.314%
46	6.414	940	942	944	rVB3	6574	3981	0.14%	0.016%
47	6.559	964	969	973	rBV3	3764	7332	0.26%	0.029%
48	6.649	979	986	990	rVB2	13355	15135	0.53%	0.061%
49	6.687	990	993	999	rVB5	3431	6589	0.23%	0.026%
50	6.735	999	1002	1008	rBV4	4309	5197	0.18%	0.021%
51	6.879	1020	1029	1034	rBV4	6982	11692	0.41%	0.047%
52	6.933	1034	1039	1050	rBV	2652991	2472078	87.07%	9.885%
53	7.248	1096	1098	1102	rBV3	3269	4642	0.16%	0.019%
54	7.290	1102	1106	1109	rVB4	3885	4359	0.15%	0.017%
55	7.349	1109	1117	1119	rBV4	4360	7210	0.25%	0.029%
56	7.381	1119	1123	1127	rVV4	10731	15774	0.56%	0.063%
57	7.413	1127	1129	1136	rVB3	8388	6744	0.24%	0.027%
58	7.509	1143	1147	1149	rVB3	5222	4307	0.15%	0.017%
59	7.638	1167	1171	1175	rBV5	3211	4841	0.17%	0.019%
60	7.686	1175	1180	1183	rVV3	6072	5806	0.20%	0.023%
61	7.814	1198	1204	1218	rBV	680776	802526	28.27%	3.209%
62	7.899	1218	1220	1225	rVV6	8323	13818	0.49%	0.055%
63	7.937	1225	1227	1228	rVV	7327	4769	0.17%	0.019%
64	7.974	1231	1234	1236	rVV3	6909	6572	0.23%	0.026%
65	8.017	1239	1242	1248	rVB6	6348	10135	0.36%	0.041%
66	8.402	1310	1314	1317	rBV3	4568	7135	0.25%	0.029%
67	8.610	1348	1353	1359	rBV4	9198	14045	0.49%	0.056%
68	8.706	1368	1371	1374	rVB3	6581	5660	0.20%	0.023%
69	8.797	1374	1388	1398	rVV	2224496	2723660	95.93%	10.891%
70	8.882	1398	1404	1413	rVV6	11528	25120	0.88%	0.100%
71	8.973	1416	1421	1425	rVV5	3346	5715	0.20%	0.023%
72	9.016	1425	1429	1432	rVV2	3201	4531	0.16%	0.018%
73	9.053	1432	1436	1440	rVB5	3766	5203	0.18%	0.021%
74	9.171	1453	1458	1462	rVB3	5277	8520	0.30%	0.034%
75	9.203	1462	1464	1466	rBV2	4499	4182	0.15%	0.017%
76	9.256	1470	1474	1477	rVB3	3534	4254	0.15%	0.017%
77	9.342	1486	1490	1494	rBV3	4021	6690	0.24%	0.027%
78	9.406	1498	1502	1506	rBV6	3712	5613	0.20%	0.022%
79	9.438	1506	1508	1515	rVV4	3451	5379	0.19%	0.022%
80	9.550	1525	1529	1533	rVB4	4425	5516	0.19%	0.022%
81	9.823	1577	1580	1583	rVB3	3636	4835	0.17%	0.019%
82	9.881	1583	1591	1601	rBV3	140401	218533	7.70%	0.874%
83	9.946	1601	1603	1608	rVV3	6420	10124	0.36%	0.040%
84	9.978	1608	1609	1616	rVB4	5562	5395	0.19%	0.022%
85	10.229	1650	1656	1661	rVV6	5389	9008	0.32%	0.036%

LSC Area Percent Report

Data Path : C:\msdchem\1\data\altheam\ef8811\
Data File : f201317.d
Acq On : 21 Aug 2021 3:09 am
Operator : chriss2
Sample : jd30019-5
Misc : op34963,ef8811,30.2,,,1,1
ALS Vial : 9 Sample Multiplier: 1

Integration Parameters: rteint.p
Integrator: RTE
Smoothing : ON Filtering: 5
Sampling : 1 Min Area: 1000 Area counts
Start Thrs: 0.02 Max Peaks: 100
Stop Thrs : 0 Peak Location: TOP

If leading or trailing edge < 100 prefer < Baseline drop else tangent >
Peak separation: 5

Method : C:\MSDCHEM\1\METHODS\MF8747.M
Title : Semi Volatile Extractables by GC/MS

86	10.576	1717	1721	1726	rBV5	3532	6284	0.22%	0.025%
87	10.848	1769	1772	1775	rBV2	4056	5294	0.19%	0.021%
88	10.907	1780	1783	1789	rBV3	3788	6717	0.24%	0.027%
89	10.971	1789	1795	1797	rBV4	4751	6712	0.24%	0.027%
90	11.041	1805	1808	1810	rVB3	3963	3791	0.13%	0.015%
91	11.057	1810	1811	1816	rVB2	5008	5101	0.18%	0.020%
92	11.089	1816	1817	1822	rBV4	3166	4509	0.16%	0.018%
93	11.164	1826	1831	1832	rBV3	2644	3750	0.13%	0.015%
94	11.201	1836	1838	1842	rBV3	3467	4121	0.15%	0.016%
95	11.409	1874	1877	1879	rBV2	4774	5792	0.20%	0.023%
96	11.505	1889	1895	1911	rBV3	144910	246188	8.67%	0.984%
97	11.730	1933	1937	1940	rVB4	3688	5070	0.18%	0.020%
98	11.757	1940	1942	1944	rBV2	5090	4165	0.15%	0.017%
99	11.847	1944	1959	1969	rVV	1508531	2361663	83.18%	9.444%
100	12.189	2018	2023	2028	rVB6	4502	6876	0.24%	0.027%
101	12.253	2032	2035	2040	rBV5	2985	3812	0.13%	0.015%
102	12.424	2065	2067	2072	rVB4	3754	4323	0.15%	0.017%
103	12.462	2072	2074	2078	rBV4	3573	3750	0.13%	0.015%
104	12.537	2087	2088	2097	rBV6	3511	7642	0.27%	0.031%
105	12.606	2097	2101	2104	rBV4	3114	4980	0.18%	0.020%
106	12.659	2104	2111	2115	rVV6	4206	8773	0.31%	0.035%
107	12.734	2123	2125	2130	rBV5	4849	3742	0.13%	0.015%
108	12.804	2135	2138	2141	rVB4	4290	4853	0.17%	0.019%
109	12.841	2141	2145	2147	rBV3	3775	4993	0.18%	0.020%
110	12.868	2147	2150	2153	rBV4	3630	5390	0.19%	0.022%
111	13.039	2178	2182	2186	rVV4	11051	16539	0.58%	0.066%
112	13.065	2186	2187	2189	rVB2	6932	4039	0.14%	0.016%
113	13.092	2189	2192	2195	rBV4	4969	6035	0.21%	0.024%
114	13.151	2195	2203	2212	rVB4	8331	19681	0.69%	0.079%
115	13.258	2219	2223	2228	rVB5	3226	4344	0.15%	0.017%
116	13.349	2238	2240	2243	rVB3	5253	5949	0.21%	0.024%
117	13.391	2243	2248	2252	rBV4	6038	11282	0.40%	0.045%
118	13.434	2252	2256	2262	rVB5	10659	17550	0.62%	0.070%
119	13.493	2262	2267	2271	rVB4	5569	11494	0.40%	0.046%
120	13.525	2271	2273	2277	rBV4	5220	7543	0.27%	0.030%
121	13.557	2277	2279	2282	rVV4	4200	3723	0.13%	0.015%
122	13.626	2289	2292	2297	rVB4	3035	4213	0.15%	0.017%
123	13.755	2312	2316	2321	rVB5	8745	13832	0.49%	0.055%
124	13.808	2324	2326	2329	rBV3	4245	4117	0.15%	0.016%
125	13.893	2337	2342	2345	rVB5	3978	5843	0.21%	0.023%
126	13.958	2349	2354	2356	rVV4	3722	5341	0.19%	0.021%
127	14.054	2361	2372	2384	rBV2	1654864	2800412	98.63%	11.198%
128	14.219	2400	2403	2405	rBV2	6677	5805	0.20%	0.023%
129	14.342	2425	2426	2429	rVB2	4359	3907	0.14%	0.016%

LSC Area Percent Report

Data Path : C:\msdchem\1\data\altheam\ef8811\
Data File : f201317.d
Acq On : 21 Aug 2021 3:09 am
Operator : chriss2
Sample : jd30019-5
Misc : op34963,ef8811,30.2,,,1,1
ALS Vial : 9 Sample Multiplier: 1

Integration Parameters: rteint.p
Integrator: RTE
Smoothing : ON Filtering: 5
Sampling : 1 Min Area: 1000 Area counts
Start Thrs: 0.02 Max Peaks: 100
Stop Thrs : 0 Peak Location: TOP

If leading or trailing edge < 100 prefer < Baseline drop else tangent >
Peak separation: 5

Method : C:\MSDCHEM\1\METHODS\MF8747.M
Title : Semi Volatile Extractables by GC/MS

130	14.374	2429	2432	2434	rBV4	4572	5596	0.20%	0.022%
131	14.406	2437	2438	2444	rBV5	5078	9110	0.32%	0.036%
132	14.481	2448	2452	2456	rVB5	4281	5794	0.20%	0.023%
133	14.540	2456	2463	2466	rBV8	5236	8733	0.31%	0.035%
134	14.604	2472	2475	2481	rBV5	5373	6669	0.23%	0.027%
135	14.647	2481	2483	2487	rBV5	5084	5741	0.20%	0.023%
136	14.716	2487	2496	2498	rBV6	8879	17709	0.62%	0.071%
137	14.780	2504	2508	2511	rBV4	3895	4830	0.17%	0.019%
138	14.930	2530	2536	2539	rVB7	5688	9200	0.32%	0.037%
139	14.973	2539	2544	2550	rBV8	9300	18330	0.65%	0.073%
140	15.079	2561	2564	2566	rBV4	3526	4331	0.15%	0.017%
141	15.160	2575	2579	2581	rBV5	4873	5104	0.18%	0.020%
142	15.192	2583	2585	2588	rBV3	6422	4453	0.16%	0.018%
143	15.357	2610	2616	2617	rBV3	3386	5261	0.19%	0.021%
144	15.421	2623	2628	2630	rBV6	4293	4328	0.15%	0.017%
145	15.475	2636	2638	2641	rBV4	5097	5462	0.19%	0.022%
146	15.534	2647	2649	2655	rVB6	5759	8583	0.30%	0.034%
147	15.571	2655	2656	2658	rBV2	6230	4377	0.15%	0.018%
148	15.635	2664	2668	2672	rBV7	6782	10171	0.36%	0.041%
149	15.678	2674	2676	2678	rBV3	4799	4463	0.16%	0.018%
150	15.704	2678	2681	2686	rVB6	12662	12767	0.45%	0.051%
151	15.795	2695	2698	2701	rBV4	8211	9127	0.32%	0.036%
152	15.902	2715	2718	2723	rBV6	5136	6380	0.22%	0.026%
153	15.966	2727	2730	2731	rBV3	6920	5679	0.20%	0.023%
154	16.004	2734	2737	2742	rVB7	7080	9150	0.32%	0.037%
155	16.196	2762	2773	2776	rBV7	12430	26983	0.95%	0.108%
156	16.265	2776	2786	2795	rVV4	85946	164639	5.80%	0.658%
157	16.426	2810	2816	2822	rBV8	9807	22281	0.78%	0.089%
158	16.522	2828	2834	2835	rVB4	6528	6705	0.24%	0.027%
159	16.607	2849	2850	2854	rVB3	4468	4561	0.16%	0.018%
160	16.682	2861	2864	2867	rVB5	6530	8805	0.31%	0.035%
161	16.736	2867	2874	2878	rVB9	10054	19218	0.68%	0.077%
162	16.773	2878	2881	2882	rBV3	8362	7178	0.25%	0.029%
163	16.842	2889	2894	2897	rBV7	6122	10480	0.37%	0.042%
164	16.874	2897	2900	2902	rBV4	4823	5250	0.18%	0.021%
165	16.917	2907	2908	2914	rVB3	4225	4894	0.17%	0.020%
166	17.093	2932	2941	2962	rBV2	1527759	2839233	100.00%	11.353%
167	17.216	2962	2964	2966	rBV3	4055	3995	0.14%	0.016%
168	17.302	2975	2980	2981	rVB5	6556	7195	0.25%	0.029%
169	17.323	2981	2984	2990	rVB8	13105	14635	0.52%	0.059%
170	17.361	2990	2991	2995	rBV4	8241	7978	0.28%	0.032%
171	17.393	2995	2997	3001	rVB4	7613	8066	0.28%	0.032%
172	17.441	3001	3006	3011	rBV5	8377	16762	0.59%	0.067%
173	17.601	3030	3036	3039	rVB5	11062	17208	0.61%	0.069%

LSC Area Percent Report

Data Path : C:\msdchem\1\data\altheam\ef8811\
Data File : f201317.d
Acq On : 21 Aug 2021 3:09 am
Operator : chriss2
Sample : jd30019-5
Misc : op34963,ef8811,30.2,,,1,1
ALS Vial : 9 Sample Multiplier: 1

Integration Parameters: rteint.p
Integrator: RTE
Smoothing : ON Filtering: 5
Sampling : 1 Min Area: 1000 Area counts
Start Thrs: 0.02 Max Peaks: 100
Stop Thrs : 0 Peak Location: TOP

If leading or trailing edge < 100 prefer < Baseline drop else tangent >
Peak separation: 5

Method : C:\MSDCHEM\1\METHODS\MF8747.M
Title : Semi Volatile Extractables by GC/MS

174	17.692	3050	3053	3054	rBV3	5563	3825	0.13%	0.015%
175	17.783	3065	3070	3072	rBV6	9373	13077	0.46%	0.052%
176	17.847	3080	3082	3083	rBV2	7013	4454	0.16%	0.018%
177	17.975	3102	3106	3107	rVB4	6002	6485	0.23%	0.026%
178	17.996	3107	3110	3112	rBV4	8408	7873	0.28%	0.031%
179	18.028	3113	3116	3117	rBV3	9402	6474	0.23%	0.026%
180	18.263	3155	3160	3166	rBV9	24943	50434	1.78%	0.202%
181	18.408	3180	3187	3188	rBV7	9781	16909	0.60%	0.068%
182	18.488	3201	3202	3206	rVB4	8068	5180	0.18%	0.021%
183	18.552	3212	3214	3216	rBV3	8434	7580	0.27%	0.030%
184	18.600	3220	3223	3225	rVB4	10107	10213	0.36%	0.041%
185	18.637	3227	3230	3231	rBV3	12290	9748	0.34%	0.039%
186	18.691	3239	3240	3242	rBV2	7452	4836	0.17%	0.019%
187	18.707	3242	3243	3251	rVB8	9475	16349	0.58%	0.065%
188	18.883	3273	3276	3279	rBV5	8155	9331	0.33%	0.037%
189	18.974	3291	3293	3296	rBV3	11239	12633	0.44%	0.051%
190	19.054	3304	3308	3309	rBV4	11248	12576	0.44%	0.050%
191	19.150	3323	3326	3327	rBV3	6189	4735	0.17%	0.019%
192	19.294	3351	3353	3356	rBV3	11773	10960	0.39%	0.044%
193	19.385	3368	3370	3374	rVB5	7854	8907	0.31%	0.036%
194	19.449	3381	3382	3386	rBV3	9998	10836	0.38%	0.043%
195	19.513	3389	3394	3397	rVV6	11216	17267	0.61%	0.069%
196	19.540	3397	3399	3402	rBV4	11288	11988	0.42%	0.048%
197	19.674	3418	3424	3430	rBV4	15633	31522	1.11%	0.126%
198	20.139	3508	3511	3515	rVB6	13742	19476	0.69%	0.078%
199	20.213	3521	3525	3531	rVB4	18546	29344	1.03%	0.117%
200	20.277	3532	3537	3542	rBV8	15022	28254	1.00%	0.113%

Sum of corrected areas: 25007758

LSC Report - Integrated Chromatogram

Data Path : C:\msdchem\1\data\altheam\ef8811\
Data File : f201317.d
Acq On : 21 Aug 2021 3:09 am
Operator : chriss2
Sample : jd30019-5
Misc : op34963,ef8811,30.2,,,1,1
ALS Vial : 9 Sample Multiplier: 1

Quant Method : C:\MSDCHEM\1\METHODS\MF8747.M
Quant Title : Semi Volatile Extractables by GC/MS

TIC Library : C:\Database\NIST08.L
TIC Integration Parameters: LSCINT.P

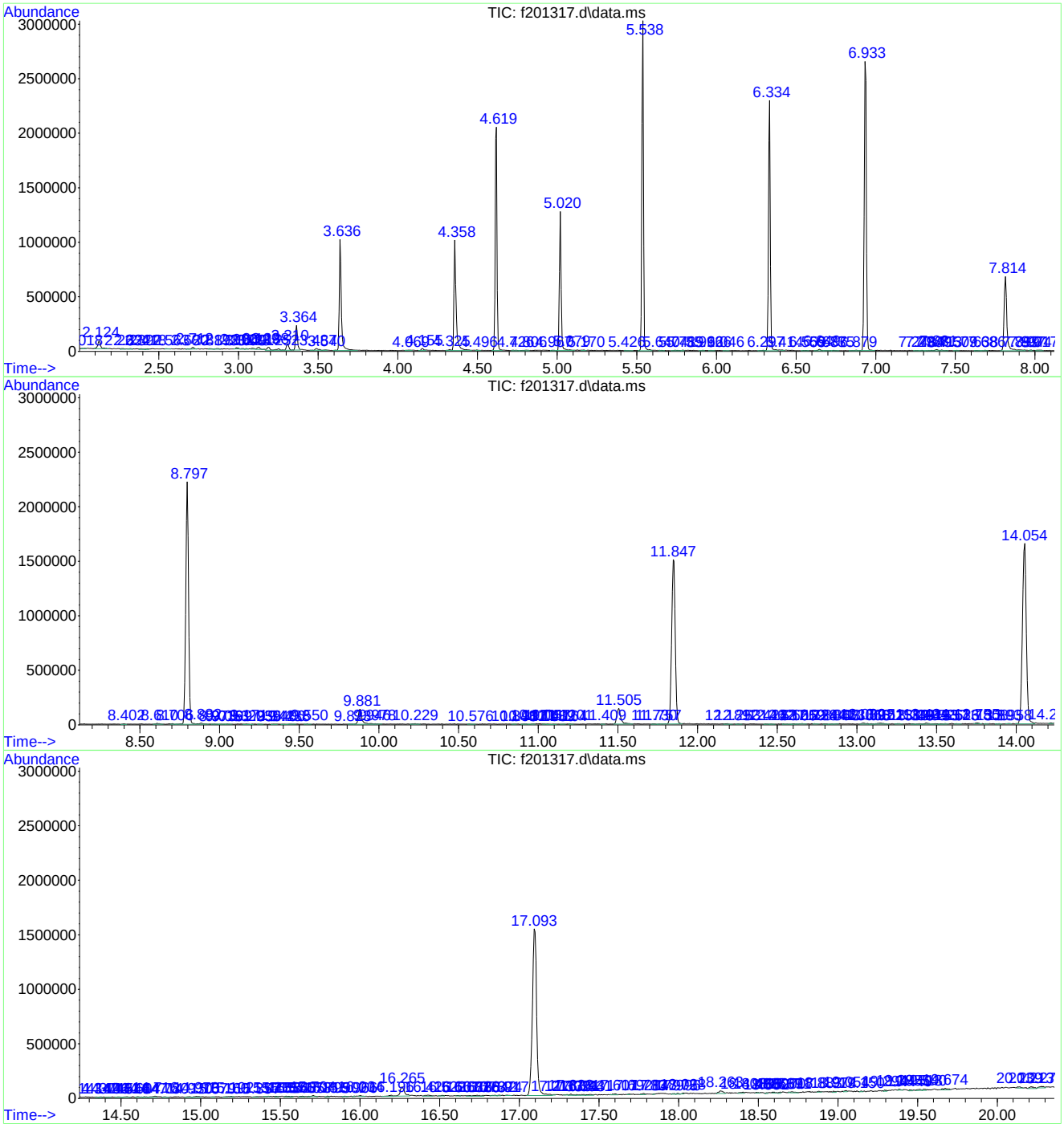

Library Search Compound Report

Data Path : C:\msdchem\1\data\altheam\ef8811\
Data File : f201317.d
Acq On : 21 Aug 2021 3:09 am
Operator : chriss2
Sample : jd30019-5
Misc : op34963,ef8811,30.2,,,1,1
ALS Vial : 9 Sample Multiplier: 1

Quant Method : C:\MSDCHEM\1\METHODS\MF8747.M
Quant Title : Semi Volatile Extractables by GC/MS

TIC Library : C:\Database\NIST08.L
TIC Integration Parameters: LSCINT.P

****

Peak Number 1 System artifact/aldol-conde... Concentration Rank 1

R.T.	EstConc	Area	Relative to ISTD	R.T.
3.364	4.68 ppm	194082	1,4-Dichlorobenzene-d4b	4.619

Hit# of 5	Tentative ID	MW	MolForm	CAS#	Qual
1	2-Pentanone, 4-hydroxy-4-methyl-	116	C6H12O2	000123-42-2	59
2	Hydrazine, 1,1-bis(1-methylethyl)-	116	C6H16N2	000921-14-2	47
3	2-Pentanone, 4-hydroxy-4-methyl-	116	C6H12O2	000123-42-2	45
4	2-Pentanone, 4-hydroxy-4-methyl-	116	C6H12O2	000123-42-2	38
5	t-Butyl nitrite	103	C4H9NO2	000540-80-7	33

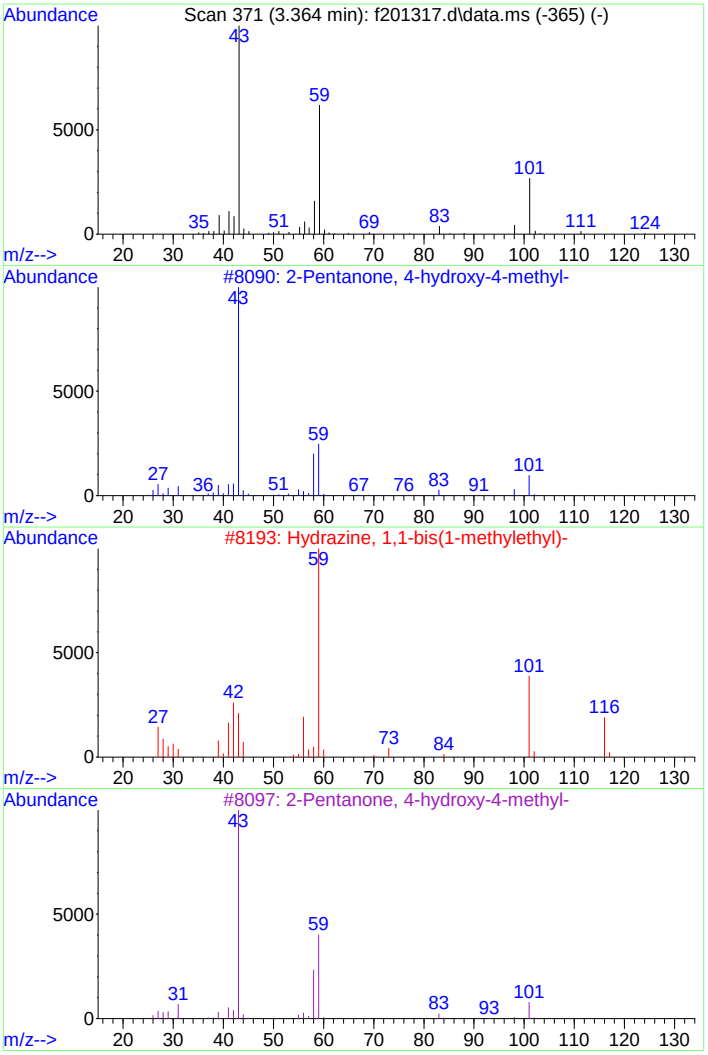

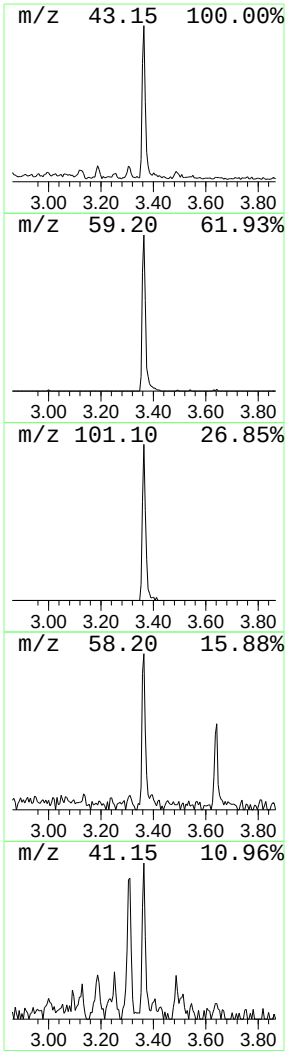

Tentatively Identified Compound (LSC) summary

Data Path : C:\msdchem\1\data\altheam\ef8811\
Data File : f201317.d
Acq On : 21 Aug 2021 3:09 am
Operator : chriss2
Sample : jd30019-5
Misc : op34963,ef8811,30.2,,,1,1
ALS Vial : 9 Sample Multiplier: 1

Quant Method : C:\MSDCHEM\1\METHODS\MF8747.M
Quant Title : Semi Volatile Extractables by GC/MS

TIC Library : C:\Database\NIST08.L
TIC Integration Parameters: LSCINT.P

					--Internal Standard---			
TIC Top Hit name	RT	EstConc	Units	Response	#	RT	Resp	Conc
System artifact...	3.364	4.7	ppm	194082	2	4.619	1657540	40.0

Quantitation Report (QT/LSC Reviewed)

Data Path : C:\msdchem\1\data\altheam\ef8811\
Data File : f201318.d
Acq On : 21 Aug 2021 3:37 am
Operator : chriss2
Sample : jd30019-6 Inst : GCMSF
Misc : op34963,ef8811,30.5,,,1,1
ALS Vial : 10 Sample Multiplier: 1

Quant Method : C:\MSDCHEM\1\METHODS\MF8747.M
Quant Results File: MF8747.RES
Quant Time: Aug 23 03:10:52 2021
Quant Title : Semi Volatile Extractables by GC/MS
QLast Update : Mon Aug 23 02:54:27 2021
Response via : Initial Calibration

Compound	R.T.	QIon	Response	Conc	Units	Dev(Min)
Internal Standards						
1) 1,4-Dichlorobenzene-d4	4.619	152	260682	40.00	ppm	0.00
24) Naphthalene-d8	5.538	136	1003788	40.00	ppm	0.00
46) Acenaphthene-d10	6.938	164	599135	40.00	ppm	0.00
69) Phenanthrene-d10	8.797	188	1130731	40.00	ppm	0.00
83) Chrysene-d12	14.053	240	1071853	40.00	ppm	0.00
92) Perylene-d12	17.093	264	1049846	40.00	ppm	0.00
102) 1,4-Dichlorobenzene-d4b	4.619	152	260682	40.00	ppm	0.00
104) Phenanthrene-d10b	8.797	188	1130731	40.00	ppm	0.00
106) Naphthalene-d8b	5.538	136	1003788	40.00	ppm	0.00
108) Chrysene-d12d	14.053	240	1071853	40.00	ppm	0.00
System Monitoring Compounds						
5) 2-Fluorophenol	3.636	112	261640	32.78	ppm	0.00
Spiked Amount 50.000			Recovery = 65.56%			
8) Phenol-d5	4.357	99	335548	31.02	ppm	0.00
Spiked Amount 50.000			Recovery = 62.04%			
25) Nitrobenzene-d5	5.020	82	361643	37.29	ppm	0.00
Spiked Amount 50.000			Recovery = 74.58%			
51) 2-Fluorobiphenyl	6.334	172	696666	34.96	ppm	0.00
Spiked Amount 50.000			Recovery = 69.92%			
73) 2,4,6-Tribromophenol	7.814	330	98292	33.03	ppm	0.00
Spiked Amount 50.000			Recovery = 66.06%			
86) Terphenyl-d14	11.847	244	985628	38.55	ppm	0.00
Spiked Amount 50.000			Recovery = 77.10%			
Target Compounds						Qvalue

(#) = qualifier out of range (m) = manual integration (+) = signals summed

Quantitation Report (QT/LSC Reviewed)

Data Path : C:\msdchem\1\data\altheam\ef8811\
Data File : f201318.d
Acq On : 21 Aug 2021 3:37 am
Operator : chriss2
Sample : jd30019-6 Inst : GCMSF
Misc : op34963,ef8811,30.5,,,1,1
ALS Vial : 10 Sample Multiplier: 1

Quant Method : C:\MSDCHEM\1\METHODS\MF8747.M
Quant Results File: MF8747.RES
Quant Time: Aug 23 03:10:52 2021
Quant Title : Semi Volatile Extractables by GC/MS
QLast Update : Mon Aug 23 02:54:27 2021
Response via : Initial Calibration

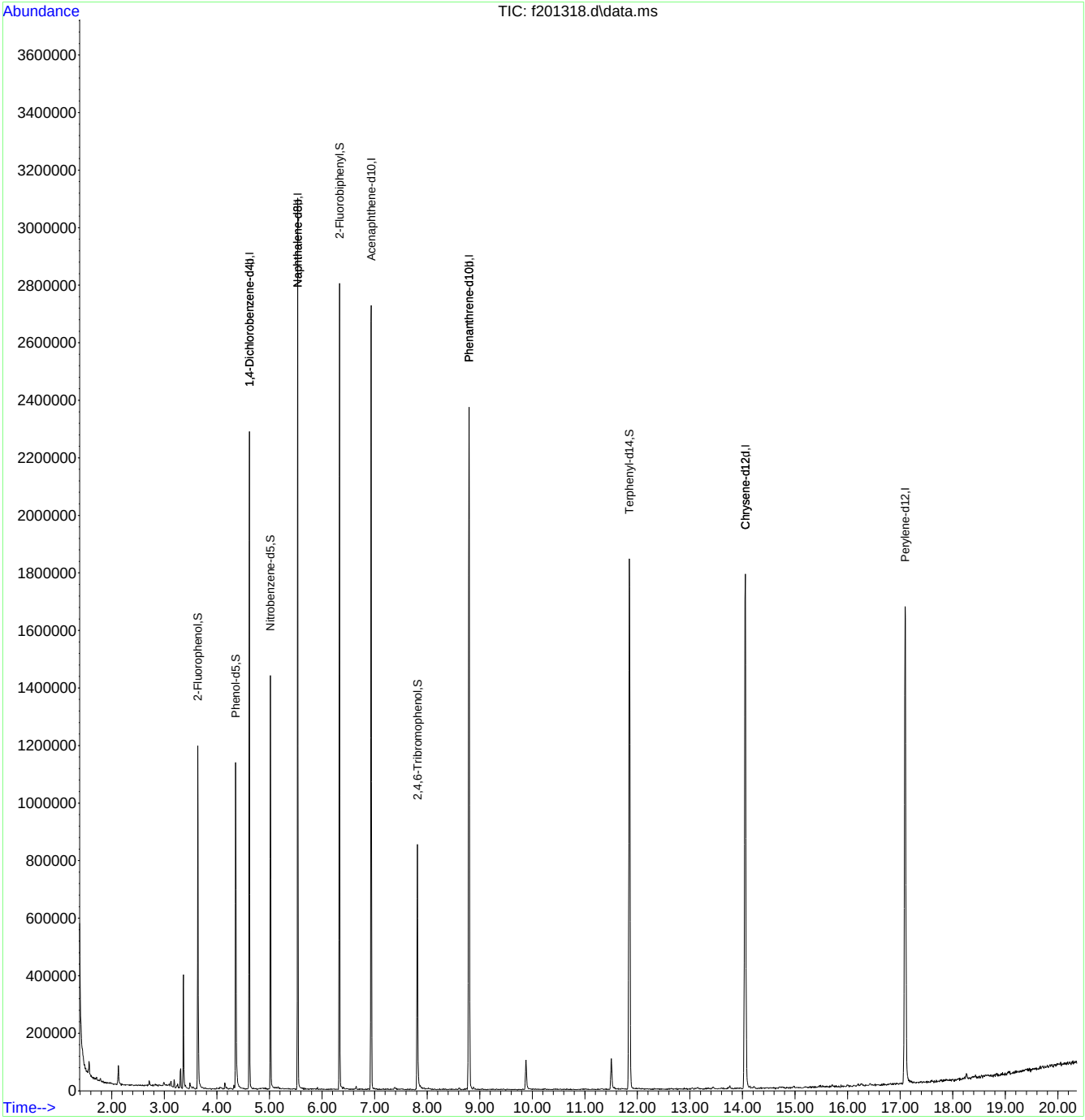

LSC Area Percent Report

Data Path : C:\msdchem\1\data\altheam\ef8811\
Data File : f201318.d
Acq On : 21 Aug 2021 3:37 am
Operator : chriss2
Sample : jd30019-6
Misc : op34963,ef8811,30.5,,,1,1
ALS Vial : 10 Sample Multiplier: 1

Integration Parameters: rteint.p
Integrator: RTE
Smoothing : ON Filtering: 5
Sampling : 1 Min Area: 1000 Area counts
Start Thrs: 0.02 Max Peaks: 100
Stop Thrs : 0 Peak Location: TOP

If leading or trailing edge < 100 prefer < Baseline drop else tangent >
Peak separation: 5

Method : C:\MSDCHEM\1\METHODS\MF8747.M
Title : Semi Volatile Extractables by GC/MS

Signal : TIC: f201318.d\data.ms

peak #	R.T. min	first scan	max scan	last scan	PK TY	peak height	corr. area	corr. % max.	% of total
1	2.124	132	139	150	rVB2	69811	100848	3.32%	0.373%
2	2.188	150	151	156	rBV4	7610	7677	0.25%	0.028%
3	2.306	171	173	177	rVB4	3218	4088	0.13%	0.015%
4	2.509	208	211	213	rBV3	3834	3986	0.13%	0.015%
5	2.712	243	249	255	rBV6	19036	29209	0.96%	0.108%
6	2.824	265	270	274	rBV6	7038	11772	0.39%	0.044%
7	2.851	274	275	278	rVV2	6494	4406	0.14%	0.016%
8	2.899	281	284	291	rBV6	5530	11940	0.39%	0.044%
9	2.990	296	301	306	rBV8	12786	19472	0.64%	0.072%
10	3.091	314	320	323	rVB5	7669	12322	0.41%	0.046%
11	3.129	323	327	335	rVB2	21506	30094	0.99%	0.111%
12	3.187	335	338	343	rVB	29768	28254	0.93%	0.105%
13	3.257	344	351	354	rBV6	14386	21066	0.69%	0.078%
14	3.310	356	361	367	rVB	69929	71214	2.34%	0.264%
15	3.364	367	371	377	rBV	396377	366338	12.05%	1.356%
16	3.486	390	394	402	rBV3	21127	28273	0.93%	0.105%
17	3.545	402	405	413	rVB6	9151	14785	0.49%	0.055%
18	3.636	413	422	436	rBV	1194910	1052887	34.64%	3.896%
19	3.780	448	449	454	rVB4	4480	4442	0.15%	0.016%
20	3.871	462	466	471	rVB4	4517	6682	0.22%	0.025%
21	3.914	471	474	478	rBV3	3959	6032	0.20%	0.022%
22	3.994	487	489	494	rBV5	5284	7333	0.24%	0.027%
23	4.053	496	500	505	rBV5	6180	10373	0.34%	0.038%
24	4.149	516	518	523	rBV	21984	25886	0.85%	0.096%
25	4.245	533	536	547	rVB4	4580	13766	0.45%	0.051%
26	4.325	547	551	553	rBV4	15748	17534	0.58%	0.065%
27	4.357	553	557	582	rVV	1136225	1093906	35.99%	4.048%
28	4.619	599	606	617	rVB	2286158	1748229	57.52%	6.469%
29	4.699	617	621	624	rBV4	4085	5204	0.17%	0.019%
30	4.811	634	642	644	rBV4	4503	9002	0.30%	0.033%
31	4.838	644	647	648	rVV3	5024	5372	0.18%	0.020%
32	4.875	650	654	656	rVV3	5641	8787	0.29%	0.033%
33	4.918	660	662	664	rVV2	6136	5110	0.17%	0.019%
34	4.934	664	665	669	rVB	5601	4694	0.15%	0.017%
35	5.020	676	681	693	rBV	1437343	1068040	35.14%	3.952%
36	5.116	697	699	705	rVV5	6468	11117	0.37%	0.041%
37	5.164	705	708	711	rVV3	8654	9081	0.30%	0.034%
38	5.196	713	714	719	rVB5	6011	4566	0.15%	0.017%
39	5.249	719	724	730	rBV7	3610	5941	0.20%	0.022%
40	5.458	760	763	766	rBV5	3212	3850	0.13%	0.014%

LSC Area Percent Report

Data Path : C:\msdchem\1\data\altheam\ef8811\
Data File : f201318.d
Acq On : 21 Aug 2021 3:37 am
Operator : chriss2
Sample : jd30019-6
Misc : op34963,ef8811,30.5,,,1,1
ALS Vial : 10 Sample Multiplier: 1

Integration Parameters: rteint.p
Integrator: RTE
Smoothing : ON Filtering: 5
Sampling : 1 Min Area: 1000 Area counts
Start Thrs: 0.02 Max Peaks: 100
Stop Thrs : 0 Peak Location: TOP

If leading or trailing edge < 100 prefer < Baseline drop else tangent >
Peak separation: 5

Method : C:\MSDCHEM\1\METHODS\MF8747.M
Title : Semi Volatile Extractables by GC/MS

41	5.538	771	778	790	rBV	3099457	2218920	73.01%	8.211%
42	5.655	799	800	803	rBV2	7179	5829	0.19%	0.022%
43	5.714	808	811	815	rVV3	2998	5014	0.16%	0.019%
44	5.784	819	824	827	rVB2	3800	5024	0.17%	0.019%
45	5.858	833	838	843	rVB4	3699	7196	0.24%	0.027%
46	5.912	845	848	851	rVB2	7552	5072	0.17%	0.019%
47	6.334	921	927	937	rBV	2801704	2152156	70.81%	7.964%
48	6.403	937	940	941	rVV2	7600	5624	0.19%	0.021%
49	6.414	941	942	948	rVB3	6093	5414	0.18%	0.020%
50	6.590	972	975	977	rVB3	3861	3769	0.12%	0.014%
51	6.649	977	986	991	rBV5	12262	18981	0.62%	0.070%
52	6.820	1015	1018	1021	rVB3	3699	4185	0.14%	0.015%
53	6.879	1024	1029	1033	rVB4	5657	8258	0.27%	0.031%
54	6.938	1033	1040	1047	rBV	2726909	2627279	86.45%	9.722%
55	7.044	1055	1060	1062	rVB5	4271	5795	0.19%	0.021%
56	7.381	1118	1123	1127	rVV4	8174	12654	0.42%	0.047%
57	7.418	1127	1130	1135	rVB3	3975	3745	0.12%	0.014%
58	7.595	1160	1163	1167	rVB3	3329	4084	0.13%	0.015%
59	7.627	1167	1169	1174	rBV2	4274	5556	0.18%	0.021%
60	7.685	1178	1180	1185	rVB3	3835	4266	0.14%	0.016%
61	7.814	1196	1204	1220	rBV	853402	961480	31.64%	3.558%
62	7.947	1224	1229	1231	rVB5	5245	8217	0.27%	0.030%
63	8.001	1236	1239	1241	rVV3	5183	6366	0.21%	0.024%
64	8.022	1241	1243	1249	rVV3	6917	10238	0.34%	0.038%
65	8.059	1249	1250	1255	rVB4	4525	5133	0.17%	0.019%
66	8.273	1286	1290	1294	rVV4	2353	4220	0.14%	0.016%
67	8.348	1302	1304	1310	rVB4	3745	4409	0.15%	0.016%
68	8.615	1347	1354	1357	rBV3	5853	9470	0.31%	0.035%
69	8.658	1361	1362	1368	rVB3	3017	5163	0.17%	0.019%
70	8.711	1368	1372	1374	rBV2	5987	5869	0.19%	0.022%
71	8.743	1376	1378	1381	rVV3	4833	3938	0.13%	0.015%
72	8.797	1382	1388	1401	rVV	2371387	2903454	95.54%	10.744%
73	8.882	1401	1404	1410	rVB3	8188	11306	0.37%	0.042%
74	9.042	1431	1434	1436	rBV3	3817	3961	0.13%	0.015%
75	9.235	1468	1470	1474	rBV2	3398	3741	0.12%	0.014%
76	9.315	1480	1485	1490	rBV2	3132	5629	0.19%	0.021%
77	9.448	1506	1510	1518	rVB4	4930	10761	0.35%	0.040%
78	9.523	1518	1524	1526	rBV3	4929	6339	0.21%	0.023%
79	9.817	1575	1579	1583	rBV3	3451	5181	0.17%	0.019%
80	9.881	1585	1591	1600	rBV3	102543	157128	5.17%	0.581%
81	10.009	1613	1615	1619	rBV2	3814	4906	0.16%	0.018%
82	10.223	1652	1655	1658	rBV3	4242	4937	0.16%	0.018%
83	10.244	1658	1659	1663	rVV3	4764	4433	0.15%	0.016%
84	10.292	1665	1668	1671	rBV3	2840	3910	0.13%	0.014%
85	10.474	1698	1702	1704	rVV3	3395	4385	0.14%	0.016%

LSC Area Percent Report

Data Path : C:\msdchem\1\data\altheam\ef8811\
Data File : f201318.d
Acq On : 21 Aug 2021 3:37 am
Operator : chriss2
Sample : jd30019-6
Misc : op34963,ef8811,30.5,,,1,1
ALS Vial : 10 Sample Multiplier: 1

Integration Parameters: rteint.p
Integrator: RTE
Smoothing : ON Filtering: 5
Sampling : 1 Min Area: 1000 Area counts
Start Thrs: 0.02 Max Peaks: 100
Stop Thrs : 0 Peak Location: TOP

If leading or trailing edge < 100 prefer < Baseline drop else tangent >
Peak separation: 5

Method : C:\MSDCHEM\1\METHODS\MF8747.M
Title : Semi Volatile Extractables by GC/MS

86	10.538	1708	1714	1717	rVB5	3786	6724	0.22%	0.025%
87	10.656	1733	1736	1743	rBV3	3593	4911	0.16%	0.018%
88	10.784	1755	1760	1764	rVB3	2239	3942	0.13%	0.015%
89	10.998	1797	1800	1803	rBV3	3523	4233	0.14%	0.016%
90	11.088	1814	1817	1824	rBV3	1702	3929	0.13%	0.015%
91	11.505	1888	1895	1904	rBV4	107334	174263	5.73%	0.645%
92	11.559	1904	1905	1911	rVB3	6323	4871	0.16%	0.018%
93	11.665	1921	1925	1928	rVB3	3416	5113	0.17%	0.019%
94	11.697	1928	1931	1935	rBV2	4410	7761	0.26%	0.029%
95	11.847	1950	1959	1972	rBV	1845211	2763230	90.92%	10.225%
96	11.986	1982	1985	1989	rVB2	4128	4897	0.16%	0.018%
97	12.018	1989	1991	1998	rBV6	3823	6333	0.21%	0.023%
98	12.114	2006	2009	2012	rVB4	3323	4420	0.15%	0.016%
99	12.253	2027	2035	2036	rVB4	3511	6894	0.23%	0.026%
100	12.317	2045	2047	2051	rBV2	5365	6200	0.20%	0.023%
101	12.643	2107	2108	2113	rVB4	4212	4753	0.16%	0.018%
102	12.745	2124	2127	2130	rVB3	6000	6658	0.22%	0.025%
103	12.777	2130	2133	2135	rBV3	4076	5152	0.17%	0.019%
104	12.889	2153	2154	2159	rBV4	6096	5736	0.19%	0.021%
105	12.937	2159	2163	2166	rVB4	5433	6940	0.23%	0.026%
106	12.985	2166	2172	2174	rBV3	3892	6054	0.20%	0.022%
107	13.044	2178	2183	2189	rVV4	6106	12621	0.42%	0.047%
108	13.097	2189	2193	2195	rVV4	5537	5550	0.18%	0.021%
109	13.151	2195	2203	2208	rVV8	7604	18248	0.60%	0.068%
110	13.220	2211	2216	2221	rVB4	3841	7974	0.26%	0.030%
111	13.300	2227	2231	2233	rBV3	4611	3783	0.12%	0.014%
112	13.348	2236	2240	2243	rBV2	5135	5340	0.18%	0.020%
113	13.439	2250	2257	2265	rBV5	7521	15846	0.52%	0.059%
114	13.599	2284	2287	2290	rVB4	3630	3860	0.13%	0.014%
115	13.637	2290	2294	2295	rVB3	5767	5346	0.18%	0.020%
116	13.653	2295	2297	2300	rBV3	3323	4076	0.13%	0.015%
117	13.722	2306	2310	2313	rBV3	6852	8854	0.29%	0.033%
118	13.760	2313	2317	2322	rVV5	11947	15347	0.50%	0.057%
119	13.813	2322	2327	2331	rVB5	3509	5395	0.18%	0.020%
120	13.856	2331	2335	2338	rBV4	4581	5617	0.18%	0.021%
121	13.893	2338	2342	2343	rBV2	4902	4921	0.16%	0.018%
122	13.968	2353	2356	2359	rVB3	4590	5113	0.17%	0.019%
123	14.053	2362	2372	2385	rBV2	1789625	3039147	100.00%	11.246%
124	14.144	2385	2389	2391	rVB5	7968	10202	0.34%	0.038%
125	14.219	2398	2403	2410	rVB10	8552	16761	0.55%	0.062%
126	14.310	2414	2420	2421	rBV3	3235	4329	0.14%	0.016%
127	14.353	2425	2428	2430	rVB4	4988	4366	0.14%	0.016%
128	14.369	2430	2431	2437	rBV3	3869	5790	0.19%	0.021%
129	14.438	2441	2444	2446	rBV2	3660	4448	0.15%	0.016%

LSC Area Percent Report

Data Path : C:\msdchem\1\data\altheam\ef8811\
Data File : f201318.d
Acq On : 21 Aug 2021 3:37 am
Operator : chriss2
Sample : jd30019-6
Misc : op34963,ef8811,30.5,,,1,1
ALS Vial : 10 Sample Multiplier: 1

Integration Parameters: rteint.p
Integrator: RTE
Smoothing : ON Filtering: 5
Sampling : 1 Min Area: 1000 Area counts
Start Thrs: 0.02 Max Peaks: 100
Stop Thrs : 0 Peak Location: TOP

If leading or trailing edge < 100 prefer < Baseline drop else tangent >
Peak separation: 5

Method : C:\MSDCHEM\1\METHODS\MF8747.M
Title : Semi Volatile Extractables by GC/MS

130	14.470	2446	2450	2453	rVV4	3552	4701	0.15%	0.017%
131	14.534	2456	2462	2464	rBV4	4112	6621	0.22%	0.024%
132	14.641	2479	2482	2485	rBV3	5469	7835	0.26%	0.029%
133	14.694	2489	2492	2498	rBV7	6402	14015	0.46%	0.052%
134	14.860	2521	2523	2527	rVB3	4931	5479	0.18%	0.020%
135	14.897	2527	2530	2533	rBB4	5391	7101	0.23%	0.026%
136	14.978	2540	2545	2550	rVB7	7261	12836	0.42%	0.047%
137	15.191	2578	2585	2587	rBV5	3965	5448	0.18%	0.020%
138	15.255	2595	2597	2599	rBV3	4295	3804	0.13%	0.014%
139	15.282	2599	2602	2606	rVB4	6073	7015	0.23%	0.026%
140	15.368	2615	2618	2620	rVV4	5342	4214	0.14%	0.016%
141	15.394	2622	2623	2627	rBV4	4574	5154	0.17%	0.019%
142	15.437	2627	2631	2634	rVV5	4951	6615	0.22%	0.024%
143	15.464	2634	2636	2639	rVV3	7804	7679	0.25%	0.028%
144	15.485	2639	2640	2644	rVV4	8315	6416	0.21%	0.024%
145	15.523	2644	2647	2649	rVV4	6908	6109	0.20%	0.023%
146	15.539	2649	2650	2655	rVB5	4303	5092	0.17%	0.019%
147	15.656	2671	2672	2674	rBV2	7093	4571	0.15%	0.017%
148	15.704	2676	2681	2686	rVV8	10318	21161	0.70%	0.078%
149	15.747	2686	2689	2690	rVB3	6026	4784	0.16%	0.018%
150	15.832	2702	2705	2709	rVB4	6004	9060	0.30%	0.034%
151	15.875	2709	2713	2716	rBV4	9865	8700	0.29%	0.032%
152	15.907	2716	2719	2721	rBV4	4892	4966	0.16%	0.018%
153	15.993	2730	2735	2736	rBV4	6920	7764	0.26%	0.029%
154	16.057	2744	2747	2750	rBV4	4574	4305	0.14%	0.016%
155	16.121	2753	2759	2761	rBV6	6354	9663	0.32%	0.036%
156	16.201	2766	2774	2778	rBV9	10029	20393	0.67%	0.075%
157	16.254	2778	2784	2787	rVV6	8678	14035	0.46%	0.052%
158	16.297	2791	2792	2795	rVB3	4675	3790	0.12%	0.014%
159	16.340	2799	2800	2803	rBV3	5207	3755	0.12%	0.014%
160	16.425	2810	2816	2821	rBV10	8159	14258	0.47%	0.053%
161	16.522	2829	2834	2835	rVB4	8037	8004	0.26%	0.030%
162	16.570	2840	2843	2847	rVV5	2252	4181	0.14%	0.015%
163	16.650	2855	2858	2860	rBV4	6389	5370	0.18%	0.020%
164	16.676	2860	2863	2865	rBV3	8124	6020	0.20%	0.022%
165	16.698	2865	2867	2870	rVV3	5889	5712	0.19%	0.021%
166	16.815	2888	2889	2892	rVB3	5335	3852	0.13%	0.014%
167	16.885	2901	2902	2907	rVB4	5043	5552	0.18%	0.021%
168	16.933	2907	2911	2913	rBV4	6413	7703	0.25%	0.029%
169	17.024	2924	2928	2931	rVB4	6004	7218	0.24%	0.027%
170	17.093	2931	2941	2957	rBV2	1661123	3018459	99.32%	11.169%
171	17.312	2981	2982	2987	rBV5	3898	5411	0.18%	0.020%
172	17.392	2996	2997	3001	rVB4	6435	6878	0.23%	0.025%
173	17.510	3018	3019	3022	rBV3	7896	5351	0.18%	0.020%

LSC Area Percent Report

Data Path : C:\msdchem\1\data\altheam\ef8811\
Data File : f201318.d
Acq On : 21 Aug 2021 3:37 am
Operator : chriss2
Sample : jd30019-6
Misc : op34963,ef8811,30.5,,,1,1
ALS Vial : 10 Sample Multiplier: 1

Integration Parameters: rteint.p
Integrator: RTE
Smoothing : ON Filtering: 5
Sampling : 1 Min Area: 1000 Area counts
Start Thrs: 0.02 Max Peaks: 100
Stop Thrs : 0 Peak Location: TOP

If leading or trailing edge < 100 prefer < Baseline drop else tangent >
Peak separation: 5

Method : C:\MSDCHEM\1\METHODS\MF8747.M
Title : Semi Volatile Extractables by GC/MS

174	17.585	3030	3033	3035	rBV4	8293	7915	0.26%	0.029%
175	17.649	3043	3045	3047	rBV3	8777	7231	0.24%	0.027%
176	17.756	3064	3065	3067	rBV2	7668	6404	0.21%	0.024%
177	17.809	3073	3075	3077	rBV3	6645	4477	0.15%	0.017%
178	17.996	3108	3110	3114	rVB5	7434	10219	0.34%	0.038%
179	18.044	3117	3119	3123	rBV5	9232	11613	0.38%	0.043%
180	18.087	3123	3127	3128	rBV3	6386	6372	0.21%	0.024%
181	18.194	3143	3147	3150	rBV5	6269	7546	0.25%	0.028%
182	18.226	3151	3153	3155	rVV3	8993	5953	0.20%	0.022%
183	18.258	3155	3159	3166	rVB8	20563	34881	1.15%	0.129%
184	18.359	3175	3178	3179	rBV2	9302	9449	0.31%	0.035%
185	18.434	3190	3192	3196	rVB5	12730	11616	0.38%	0.043%
186	18.509	3204	3206	3209	rVB4	7625	6028	0.20%	0.022%
187	18.546	3209	3213	3217	rVB7	11299	16021	0.53%	0.059%
188	18.584	3217	3220	3224	rBV6	10240	16693	0.55%	0.062%
189	18.621	3225	3227	3230	rVV4	4985	5475	0.18%	0.020%
190	18.776	3255	3256	3258	rBV2	9183	7249	0.24%	0.027%
191	18.813	3262	3263	3265	rBV2	10312	8178	0.27%	0.030%
192	18.915	3279	3282	3283	rBV3	8325	7464	0.25%	0.028%
193	19.048	3303	3307	3308	rBV3	11888	15511	0.51%	0.057%
194	19.139	3322	3324	3327	rBV4	5787	6847	0.23%	0.025%
195	19.326	3357	3359	3361	rBV3	7503	5765	0.19%	0.021%
196	19.454	3380	3383	3386	rBV4	11659	10543	0.35%	0.039%
197	19.668	3419	3423	3425	rBV4	11984	12916	0.42%	0.048%
198	19.925	3470	3471	3478	rVB7	8381	12927	0.43%	0.048%
199	20.261	3532	3534	3535	rBV2	11643	7787	0.26%	0.029%
200	20.288	3536	3539	3540	rVB3	12747	11940	0.39%	0.044%

Sum of corrected areas: 27024991

LSC Report - Integrated Chromatogram

Data Path : C:\msdchem\1\data\altheam\ef8811\
Data File : f201318.d
Acq On : 21 Aug 2021 3:37 am
Operator : chriss2
Sample : jd30019-6
Misc : op34963,ef8811,30.5,,,1,1
ALS Vial : 10 Sample Multiplier: 1

Quant Method : C:\MSDCHEM\1\METHODS\MF8747.M
Quant Title : Semi Volatile Extractables by GC/MS

TIC Library : C:\Database\NIST08.L
TIC Integration Parameters: LSCINT.P

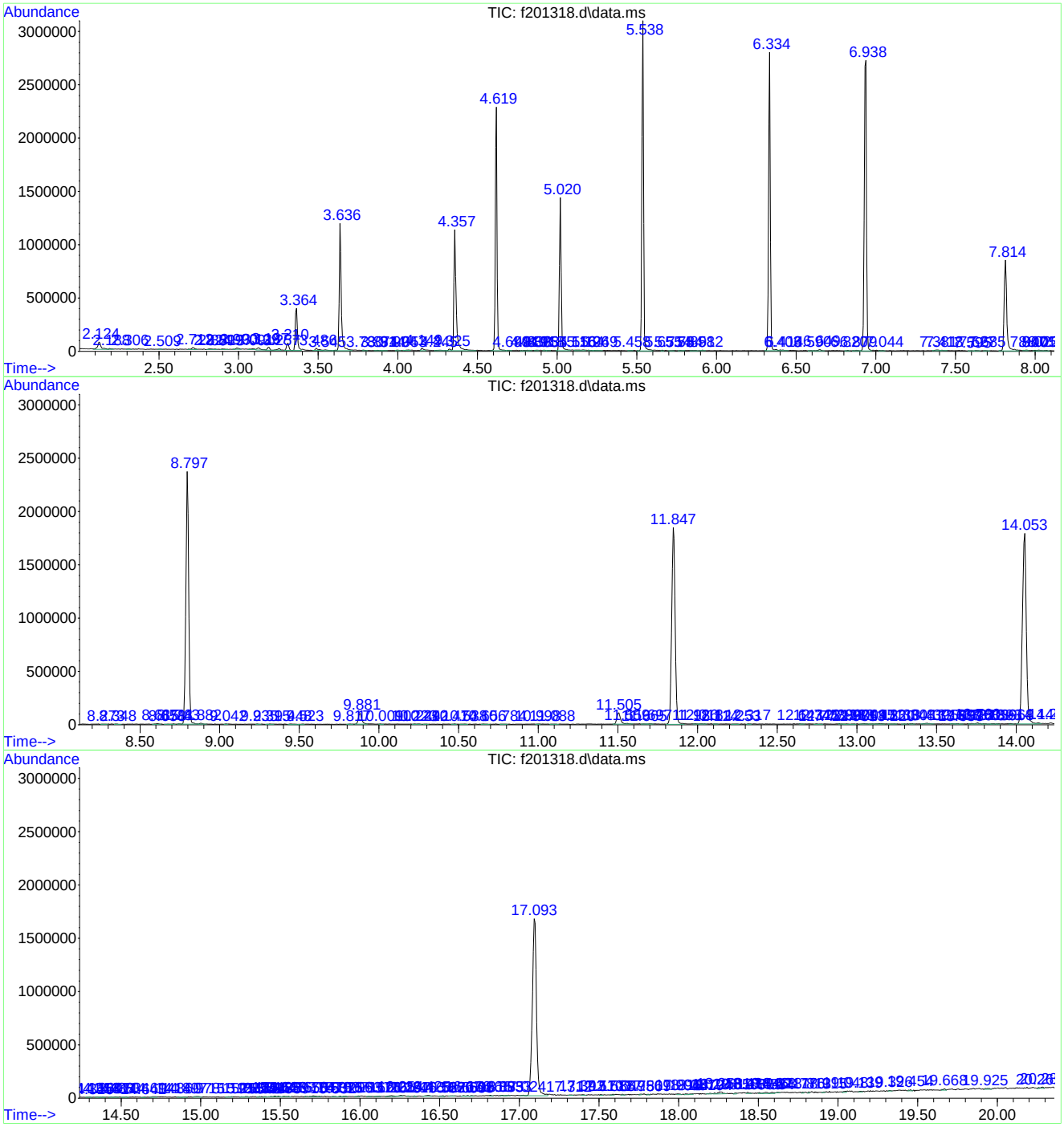

Library Search Compound Report

Data Path : C:\msdchem\1\data\altheam\ef8811\
Data File : f201318.d
Acq On : 21 Aug 2021 3:37 am
Operator : chriss2
Sample : jd30019-6
Misc : op34963,ef8811,30.5,,,1,1
ALS Vial : 10 Sample Multiplier: 1

Quant Method : C:\MSDCHEM\1\METHODS\MF8747.M
Quant Title : Semi Volatile Extractables by GC/MS

TIC Library : C:\Database\NIST08.L
TIC Integration Parameters: LSCINT.P

****

Peak Number 1 System artifact/aldol-conde... Concentration Rank 1

R.T.	EstConc	Area	Relative to ISTD	R.T.
3.364	8.38 ppm	366338	1,4-Dichlorobenzene-d4b	4.619

Hit# of 5	Tentative ID	MW	MolForm	CAS#	Qual
1	2-Pentanone, 4-hydroxy-4-methyl-	116	C6H12O2	000123-42-2	59
2	2-Pentanone, 4-hydroxy-4-methyl-	116	C6H12O2	000123-42-2	56
3	(+-)-4-Amino-4,5-dihydro-2(3H)-f...	101	C4H7NO2	016504-58-8	37
4	n-Propyl t-butyl ether	116	C7H16O	1000334-81-9	33
5	Dimethadione	129	C5H7NO3	000695-53-4	33

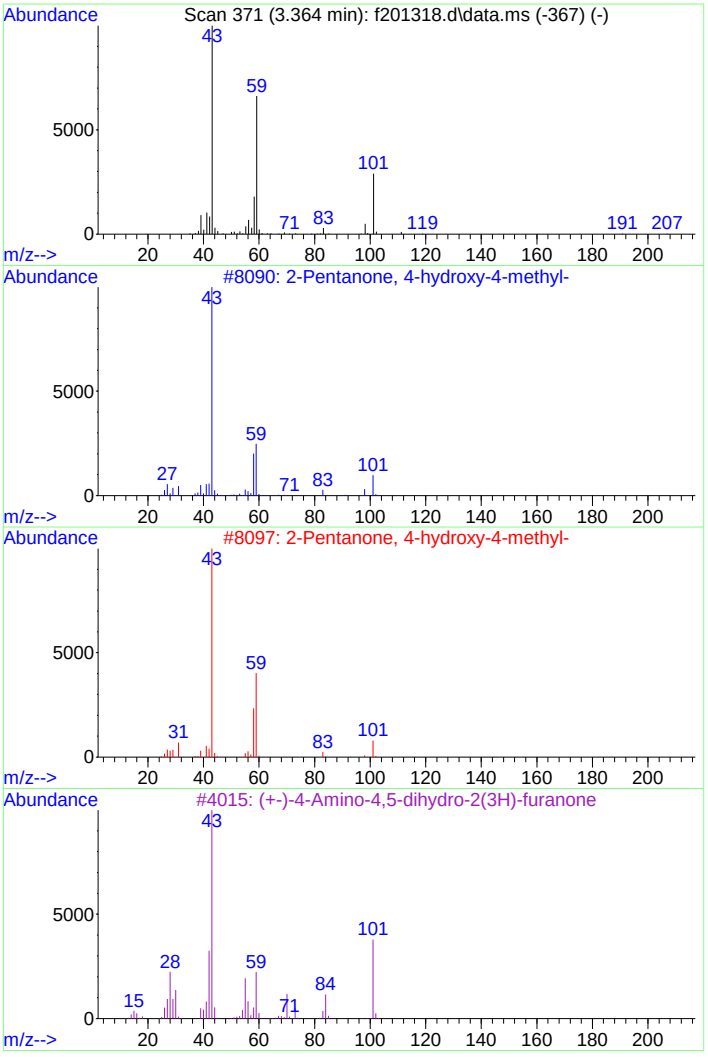

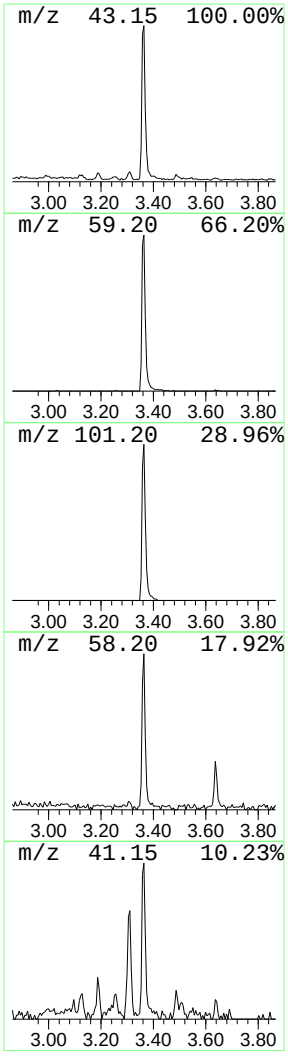

Tentatively Identified Compound (LSC) summary

Data Path : C:\msdchem\1\data\altheam\ef8811\
Data File : f201318.d
Acq On : 21 Aug 2021 3:37 am
Operator : chriss2
Sample : jd30019-6
Misc : op34963,ef8811,30.5,,,1,1
ALS Vial : 10 Sample Multiplier: 1

Quant Method : C:\MSDCHEM\1\METHODS\MF8747.M
Quant Title : Semi Volatile Extractables by GC/MS

TIC Library : C:\Database\NIST08.L
TIC Integration Parameters: LSCINT.P

					--Internal Standard---			
TIC Top Hit name	RT	EstConc	Units	Response	#	RT	Resp	Conc
System artifact...	3.364	8.4	ppm	366338	2	4.619	1748230	40.0

Quantitation Report (QT/LSC Reviewed)

Data Path : C:\msdchem\1\data\altheam\ef8811\
Data File : f201312.d
Acq On : 21 Aug 2021 12:48 am
Operator : chriss2
Sample : op34963-mb1 Inst : GCMSF
Misc : op34963,ef8811,30.0,,,1,1
ALS Vial : 4 Sample Multiplier: 1

Quant Method : C:\MSDCHEM\1\METHODS\MF8747.M
Quant Results File: MF8747.RES
Quant Time: Aug 23 03:02:15 2021
Quant Title : Semi Volatile Extractables by GC/MS
QLast Update : Mon Aug 23 02:54:27 2021
Response via : Initial Calibration

Compound	R.T.	QIon	Response	Conc	Units	Dev(Min)
Internal Standards						
1) 1,4-Dichlorobenzene-d4	4.619	152	290405	40.00	ppm	0.00
24) Naphthalene-d8	5.538	136	1124928	40.00	ppm	0.00
46) Acenaphthene-d10	6.938	164	656832	40.00	ppm	0.00
69) Phenanthrene-d10	8.797	188	1223245	40.00	ppm	0.00
83) Chrysene-d12	14.054	240	1138275	40.00	ppm	0.00
92) Perylene-d12	17.099	264	1131305	40.00	ppm	0.00
102) 1,4-Dichlorobenzene-d4b	4.619	152	290405	40.00	ppm	0.00
104) Phenanthrene-d10b	8.797	188	1223245	40.00	ppm	0.00
106) Naphthalene-d8b	5.538	136	1124928	40.00	ppm	0.00
108) Chrysene-d12d	14.054	240	1138275	40.00	ppm	0.00
System Monitoring Compounds						
5) 2-Fluorophenol	3.636	112	362767	40.80	ppm	0.00
Spiked Amount 50.000			Recovery = 81.60%			
8) Phenol-d5	4.357	99	463470	38.46	ppm	0.00
Spiked Amount 50.000			Recovery = 76.92%			
25) Nitrobenzene-d5	5.020	82	473586	43.58	ppm	0.00
Spiked Amount 50.000			Recovery = 87.16%			
51) 2-Fluorobiphenyl	6.334	172	930384	42.59	ppm	0.00
Spiked Amount 50.000			Recovery = 85.18%			
73) 2,4,6-Tribromophenol	7.814	330	139922	43.46	ppm	0.00
Spiked Amount 50.000			Recovery = 86.92%			
86) Terphenyl-d14	11.853	244	1271314	46.82	ppm	0.00
Spiked Amount 50.000			Recovery = 93.64%			
Target Compounds						Qvalue

(#) = qualifier out of range (m) = manual integration (+) = signals summed

Quantitation Report (QT/LSC Reviewed)

Data Path : C:\msdchem\1\data\altheam\ef8811\
Data File : f201312.d
Acq On : 21 Aug 2021 12:48 am
Operator : chriss2
Sample : op34963-mb1 Inst : GCMSF
Misc : op34963,ef8811,30.0,,,1,1
ALS Vial : 4 Sample Multiplier: 1

Quant Method : C:\MSDCHEM\1\METHODS\MF8747.M
Quant Results File: MF8747.RES
Quant Time: Aug 23 03:02:15 2021
Quant Title : Semi Volatile Extractables by GC/MS
QLast Update : Mon Aug 23 02:54:27 2021
Response via : Initial Calibration

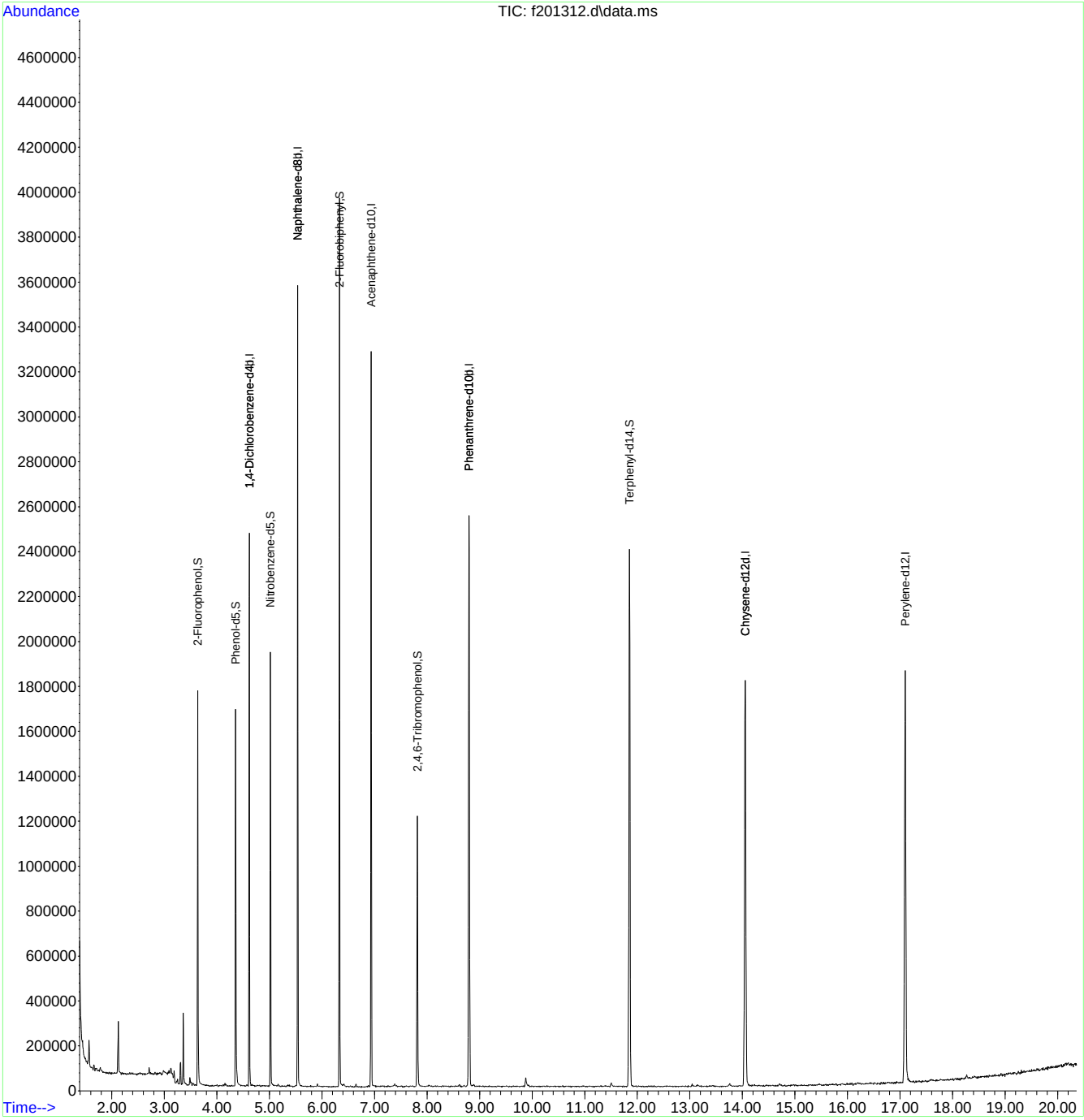

LSC Area Percent Report

Data Path : C:\msdchem\1\data\altheam\ef8811\
Data File : f201312.d
Acq On : 21 Aug 2021 12:48 am
Operator : chriss2
Sample : op34963-mb1
Misc : op34963,ef8811,30.0,,,1,1
ALS Vial : 4 Sample Multiplier: 1

Integration Parameters: rteint.p
Integrator: RTE
Smoothing : ON Filtering: 5
Sampling : 1 Min Area: 1000 Area counts
Start Thrs: 0.02 Max Peaks: 100
Stop Thrs : 0 Peak Location: TOP

If leading or trailing edge < 100 prefer < Baseline drop else tangent >
Peak separation: 5

Method : C:\MSDCHEM\1\METHODS\MF8747.M
Title : Semi Volatile Extractables by GC/MS

Signal : TIC: f201312.d\data.ms

peak #	R.T. min	first scan	max scan	last scan	PK TY	peak height	corr. area	corr. % max.	% of total
1	2.124	134	139	150	rVB	238229	265666	7.60%	0.868%
2	2.712	247	249	253	rVB3	29039	20845	0.60%	0.068%
3	2.984	297	300	310	rBV8	13789	26579	0.76%	0.087%
4	3.123	323	326	335	rVB6	43323	88933	2.54%	0.291%
5	3.187	335	338	344	rVB2	56249	57838	1.65%	0.189%
6	3.252	344	350	356	rVB4	20806	28651	0.82%	0.094%
7	3.310	357	361	366	rBV	96677	89798	2.57%	0.294%
8	3.358	367	370	376	rBV	318864	266724	7.63%	0.872%
9	3.487	390	394	397	rBV2	33785	33194	0.95%	0.108%
10	3.545	402	405	411	rBV6	12986	18689	0.53%	0.061%
11	3.636	418	422	434	rBV	1759252	1397969	39.99%	4.569%
12	3.973	481	485	488	rBV4	5015	7791	0.22%	0.025%
13	4.005	488	491	495	rVB4	9307	11714	0.34%	0.038%
14	4.122	509	513	515	rBV4	9111	9940	0.28%	0.032%
15	4.154	515	519	521	rBV5	13076	12657	0.36%	0.041%
16	4.288	540	544	546	rBV3	7183	6318	0.18%	0.021%
17	4.357	552	557	575	rVB	1678382	1445285	41.35%	4.724%
18	4.571	593	597	601	rBV6	7518	9826	0.28%	0.032%
19	4.619	601	606	612	rVV	2461432	1908577	54.60%	6.238%
20	4.812	640	642	647	rVB6	7809	8997	0.26%	0.029%
21	4.956	665	669	672	rVB4	4182	6372	0.18%	0.021%
22	5.020	676	681	692	rBV	1932931	1390309	39.77%	4.544%
23	5.164	705	708	712	rBV5	9694	9441	0.27%	0.031%
24	5.335	738	740	742	rBV3	6462	6500	0.19%	0.021%
25	5.501	766	771	773	rBV5	6864	9816	0.28%	0.032%
26	5.538	774	778	790	rVB	3565779	2455609	70.25%	8.026%
27	5.693	805	807	811	rVB2	5074	6388	0.18%	0.021%
28	5.811	826	829	834	rVB4	5422	6946	0.20%	0.023%
29	5.912	844	848	851	rBV2	12644	9383	0.27%	0.031%
30	6.334	920	927	938	rBV	3956877	2847244	81.45%	9.306%
31	6.414	938	942	951	rVB8	13077	29003	0.83%	0.095%
32	6.542	961	966	972	rVB7	6968	12046	0.34%	0.039%
33	6.585	972	974	979	rVB4	6464	6595	0.19%	0.022%
34	6.644	982	985	989	rBV2	13739	14338	0.41%	0.047%
35	6.884	1027	1030	1034	rBV5	8885	9843	0.28%	0.032%
36	6.938	1034	1040	1048	rBV	3273732	2891139	82.71%	9.450%
37	7.050	1057	1061	1064	rBV4	5866	10004	0.29%	0.033%
38	7.151	1076	1080	1084	rBV6	4592	6744	0.19%	0.022%
39	7.386	1117	1124	1128	rBV6	11289	19718	0.56%	0.064%
40	7.413	1128	1129	1134	rVB4	8134	8634	0.25%	0.028%

LSC Area Percent Report

Data Path : C:\msdchem\1\data\altheam\ef8811\
Data File : f201312.d
Acq On : 21 Aug 2021 12:48 am
Operator : chriss2
Sample : op34963-mb1
Misc : op34963,ef8811,30.0,,,1,1
ALS Vial : 4 Sample Multiplier: 1

Integration Parameters: rteint.p
Integrator: RTE
Smoothing : ON Filtering: 5
Sampling : 1 Min Area: 1000 Area counts
Start Thrs: 0.02 Max Peaks: 100
Stop Thrs : 0 Peak Location: TOP

If leading or trailing edge < 100 prefer < Baseline drop else tangent >
Peak separation: 5

Method : C:\MSDCHEM\1\METHODS\MF8747.M
Title : Semi Volatile Extractables by GC/MS

41	7.606	1163	1165	1175	rVB7	5165	9453	0.27%	0.031%
42	7.686	1175	1180	1182	rBV5	4622	7566	0.22%	0.025%
43	7.723	1185	1187	1193	rVB5	6450	8443	0.24%	0.028%
44	7.814	1197	1204	1214	rBV	1204816	1279287	36.60%	4.181%
45	8.033	1239	1245	1254	rVB8	7307	15754	0.45%	0.051%
46	8.305	1290	1296	1298	rBV6	6454	10245	0.29%	0.033%
47	8.327	1298	1300	1304	rBV4	4610	6262	0.18%	0.020%
48	8.540	1337	1340	1343	rBV4	5716	6530	0.19%	0.021%
49	8.615	1349	1354	1357	rVB5	11138	16086	0.46%	0.053%
50	8.706	1365	1371	1377	rBV6	7307	11295	0.32%	0.037%
51	8.797	1378	1388	1399	rBV	2542922	3158420	90.36%	10.324%
52	8.888	1399	1405	1411	rVB4	9181	16358	0.47%	0.053%
53	9.064	1435	1438	1442	rVB6	6416	8054	0.23%	0.026%
54	9.571	1530	1533	1536	rBV5	5305	6216	0.18%	0.020%
55	9.721	1559	1561	1568	rVB4	4848	6731	0.19%	0.022%
56	9.876	1584	1590	1599	rBV8	41159	73990	2.12%	0.242%
57	9.929	1599	1600	1605	rVB5	10067	10036	0.29%	0.033%
58	9.994	1610	1612	1618	rVB6	5867	6937	0.20%	0.023%
59	10.437	1689	1695	1696	rVB4	4980	7723	0.22%	0.025%
60	10.501	1700	1707	1708	rVB5	6030	9395	0.27%	0.031%
61	11.067	1810	1813	1816	rBV4	4718	6145	0.18%	0.020%
62	11.313	1854	1859	1860	rVB3	5702	6435	0.18%	0.021%
63	11.505	1891	1895	1904	rBV9	19175	36098	1.03%	0.118%
64	11.740	1935	1939	1941	rBV5	5627	7855	0.22%	0.026%
65	11.853	1950	1960	1969	rBV	2394493	3495504	100.00%	11.425%
66	12.024	1987	1992	1994	rBV5	6168	7804	0.22%	0.026%
67	12.093	2002	2005	2009	rBV5	4827	6843	0.20%	0.022%
68	12.403	2055	2063	2070	rBV6	4573	11171	0.32%	0.037%
69	12.520	2077	2085	2087	rBV6	4605	6305	0.18%	0.021%
70	12.665	2108	2112	2115	rVB6	5703	6953	0.20%	0.023%
71	13.044	2177	2183	2185	rBV4	12315	10726	0.31%	0.035%
72	13.145	2196	2202	2209	rVB4	8792	15798	0.45%	0.052%
73	13.236	2217	2219	2224	rBV4	4095	6789	0.19%	0.022%
74	13.375	2239	2245	2247	rBV4	6167	6965	0.20%	0.023%
75	13.445	2253	2258	2262	rVB7	6569	12519	0.36%	0.041%
76	13.760	2309	2317	2320	rBV8	13759	21509	0.62%	0.070%
77	13.936	2347	2350	2354	rBV5	4451	7642	0.22%	0.025%
78	14.054	2362	2372	2384	rBV2	1806114	3169772	90.68%	10.361%
79	14.150	2388	2390	2394	rVB4	6125	7729	0.22%	0.025%
80	14.182	2394	2396	2398	rBV2	7761	6344	0.18%	0.021%
81	14.230	2399	2405	2408	rVB8	7043	7985	0.23%	0.026%
82	14.353	2427	2428	2433	rVB4	5117	6479	0.19%	0.021%
83	14.406	2433	2438	2441	rBV7	7275	8058	0.23%	0.026%
84	14.460	2441	2448	2451	rBV7	7250	12287	0.35%	0.040%
85	14.582	2464	2471	2474	rBV7	4160	6437	0.18%	0.021%

LSC Area Percent Report

Data Path : C:\msdchem\1\data\altheam\ef8811\
Data File : f201312.d
Acq On : 21 Aug 2021 12:48 am
Operator : chriss2
Sample : op34963-mb1
Misc : op34963,ef8811,30.0,,,1,1
ALS Vial : 4 Sample Multiplier: 1

Integration Parameters: rteint.p
Integrator: RTE
Smoothing : ON Filtering: 5
Sampling : 1 Min Area: 1000 Area counts
Start Thrs: 0.02 Max Peaks: 100
Stop Thrs : 0 Peak Location: TOP

If leading or trailing edge < 100 prefer < Baseline drop else tangent >
Peak separation: 5

Method : C:\MSDCHEM\1\METHODS\MF8747.M
Title : Semi Volatile Extractables by GC/MS

86	14.705	2488	2494	2499	rBV6	11813	22823	0.65%	0.075%
87	14.807	2509	2513	2517	rVB7	7308	9340	0.27%	0.031%
88	14.882	2522	2527	2530	rBV4	4739	7151	0.20%	0.023%
89	14.978	2542	2545	2548	rVB5	7647	8691	0.25%	0.028%
90	14.999	2548	2549	2554	rBV4	5969	7978	0.23%	0.026%
91	15.079	2560	2564	2567	rBV5	3960	6258	0.18%	0.020%
92	15.261	2595	2598	2601	rBV5	6396	6513	0.19%	0.021%
93	15.288	2601	2603	2609	rVB4	5731	8846	0.25%	0.029%
94	15.469	2630	2637	2639	rBV8	5445	9092	0.26%	0.030%
95	15.587	2655	2659	2662	rVB5	7014	8840	0.25%	0.029%
96	15.619	2662	2665	2669	rBV5	6206	7066	0.20%	0.023%
97	15.662	2669	2673	2675	rBV5	6089	6585	0.19%	0.022%
98	15.774	2691	2694	2701	rVB6	9456	16676	0.48%	0.055%
99	15.902	2712	2718	2724	rBV7	7668	21066	0.60%	0.069%
100	15.993	2730	2735	2736	rBV5	10097	8914	0.26%	0.029%
101	16.084	2751	2752	2756	rVB4	12768	10215	0.29%	0.033%
102	16.121	2756	2759	2760	rBV2	9278	8838	0.25%	0.029%
103	16.196	2768	2773	2776	rBV7	6743	7762	0.22%	0.025%
104	16.271	2786	2787	2795	rBV7	5480	9539	0.27%	0.031%
105	16.511	2829	2832	2841	rBV10	8810	20146	0.58%	0.066%
106	16.570	2841	2843	2851	rVB8	8386	14414	0.41%	0.047%
107	16.639	2854	2856	2859	rBV4	11100	11070	0.32%	0.036%
108	16.719	2870	2871	2874	rBV3	7410	7552	0.22%	0.025%
109	16.901	2900	2905	2906	rBV5	8053	8721	0.25%	0.029%
110	17.099	2933	2942	2961	rBV2	1836673	3237150	92.61%	10.581%
111	17.302	2976	2980	2981	rBV4	9332	7731	0.22%	0.025%
112	17.419	3000	3002	3004	rBV3	9416	8335	0.24%	0.027%
113	18.172	3137	3143	3144	rBV7	12154	17989	0.51%	0.059%
114	18.269	3157	3161	3167	rBV9	17906	23893	0.68%	0.078%

Sum of corrected areas: 30594190

LSC Report - Integrated Chromatogram

Data Path : C:\msdchem\1\data\altheam\ef8811\
Data File : f201312.d
Acq On : 21 Aug 2021 12:48 am
Operator : chriss2
Sample : op34963-mb1
Misc : op34963,ef8811,30.0,,,1,1
ALS Vial : 4 Sample Multiplier: 1

Quant Method : C:\MSDCHEM\1\METHODS\MF8747.M
Quant Title : Semi Volatile Extractables by GC/MS

TIC Library : C:\Database\NIST08.L
TIC Integration Parameters: LSCINT.P

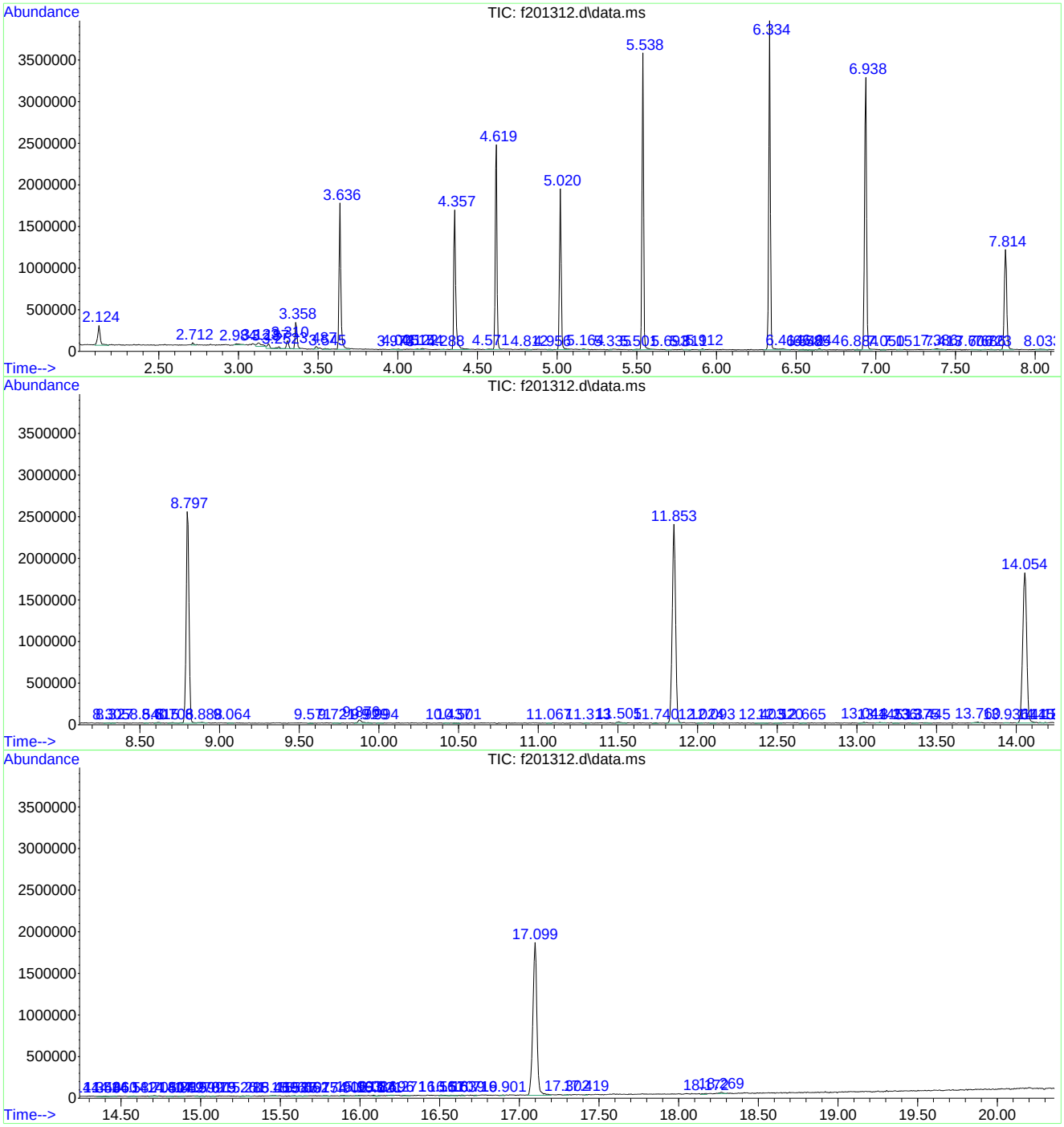

Library Search Compound Report

Data Path : C:\msdchem\1\data\altheam\ef8811\
Data File : f201312.d
Acq On : 21 Aug 2021 12:48 am
Operator : chriss2
Sample : op34963-mb1
Misc : op34963,ef8811,30.0,,,1,1
ALS Vial : 4 Sample Multiplier: 1

Quant Method : C:\MSDCHEM\1\METHODS\MF8747.M
Quant Title : Semi Volatile Extractables by GC/MS

TIC Library : C:\Database\NIST08.L
TIC Integration Parameters: LSCINT.P

****

Peak Number 1 System artifact Concentration Rank 2

R.T.	EstConc	Area	Relative to ISTD	R.T.
2.124	5.57 ppm	265666	1,4-Dichlorobenzene-d4b	4.619

Hit# of 5	Tentative ID	MW	MolForm	CAS#	Qual
1	Furan, 2,5-dimethyl-	96	C6H8O	000625-86-5	87
2	Furan, 2,5-dimethyl-	96	C6H8O	000625-86-5	87
3	Furan, 2,5-dimethyl-	96	C6H8O	000625-86-5	86
4	Furan, 2,4-dimethyl-	96	C6H8O	003710-43-8	80
5	Furan, 2,5-dimethyl-	96	C6H8O	000625-86-5	72

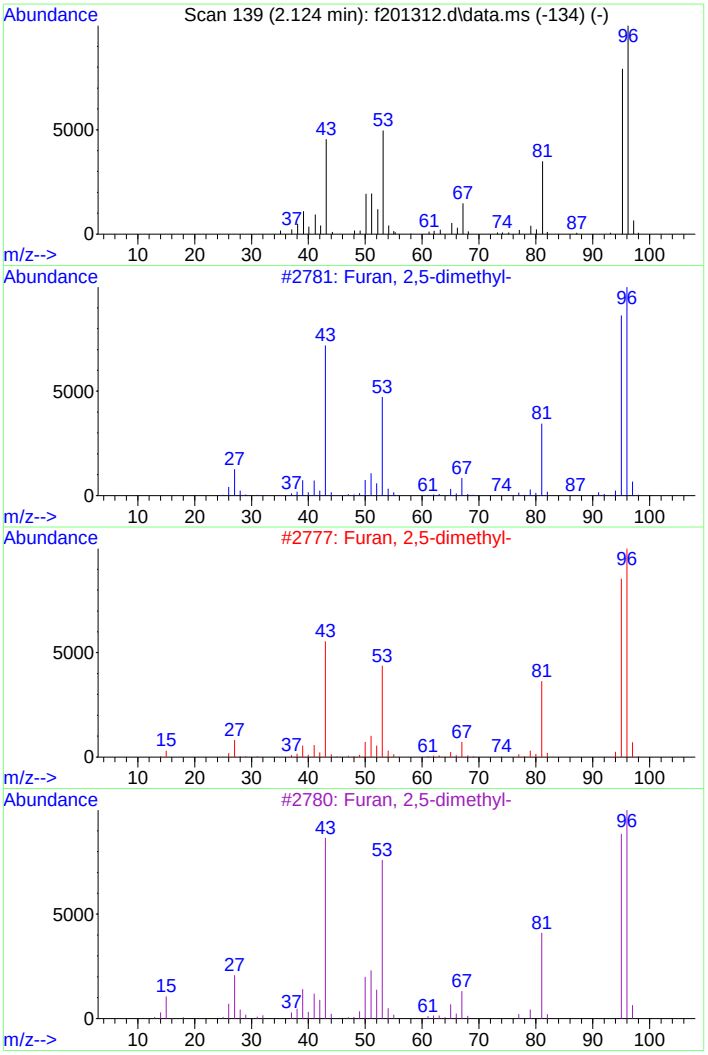

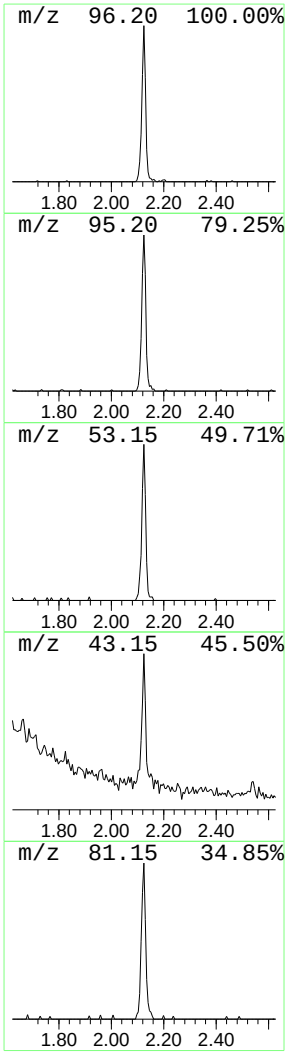

Library Search Compound Report

Data Path : C:\msdchem\1\data\altheam\ef8811\
Data File : f201312.d
Acq On : 21 Aug 2021 12:48 am
Operator : chriss2
Sample : op34963-mb1
Misc : op34963,ef8811,30.0,,,1,1
ALS Vial : 4 Sample Multiplier: 1

Quant Method : C:\MSDCHEM\1\METHODS\MF8747.M
Quant Title : Semi Volatile Extractables by GC/MS

TIC Library : C:\Database\NIST08.L
TIC Integration Parameters: LSCINT.P

****

Peak Number 2 System artifact/aldol-conde... Concentration Rank 1

R.T.	EstConc	Area	Relative to ISTD	R.T.
3.358	5.59 ppm	266724	1,4-Dichlorobenzene-d4b	4.619

Hit# of 5	Tentative ID	MW	MolForm	CAS#	Qual
1	2-Pentanone, 4-hydroxy-4-methyl-	116	C6H12O2	000123-42-2	56
2	2-Pentanone, 4-hydroxy-4-methyl-	116	C6H12O2	000123-42-2	50
3	Acetic acid, 1,1-dimethylethyl e...	116	C6H12O2	000540-88-5	38
4	2,3-Butanedione, monooxime	101	C4H7NO2	000057-71-6	38
5	2,3-Butanedione, monooxime	101	C4H7NO2	000057-71-6	35

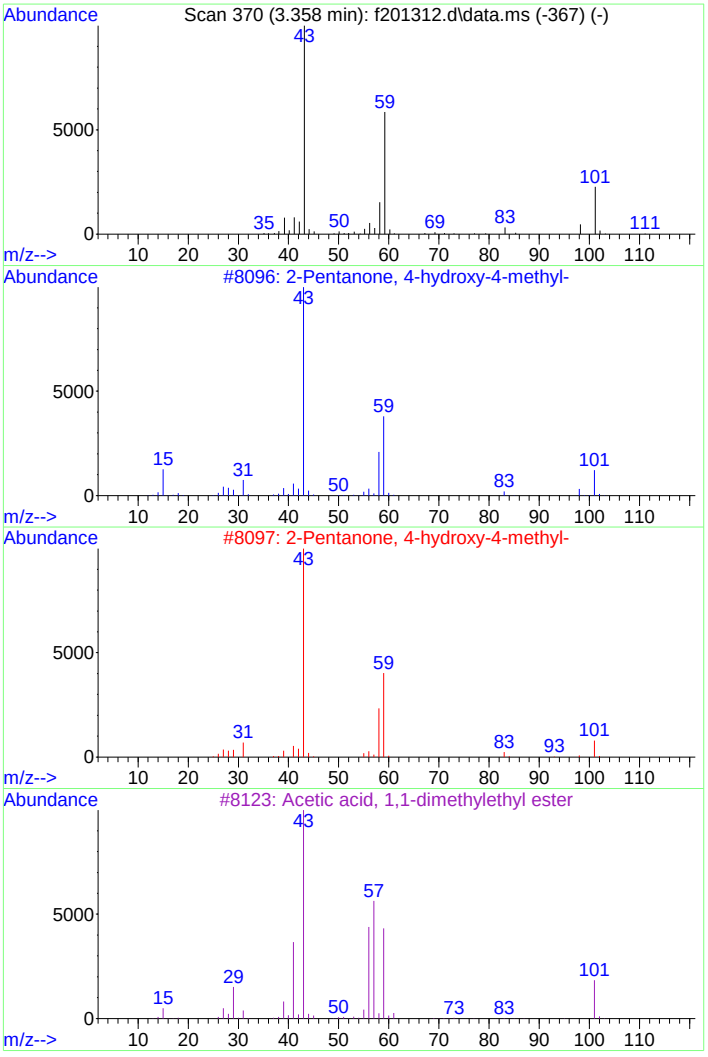

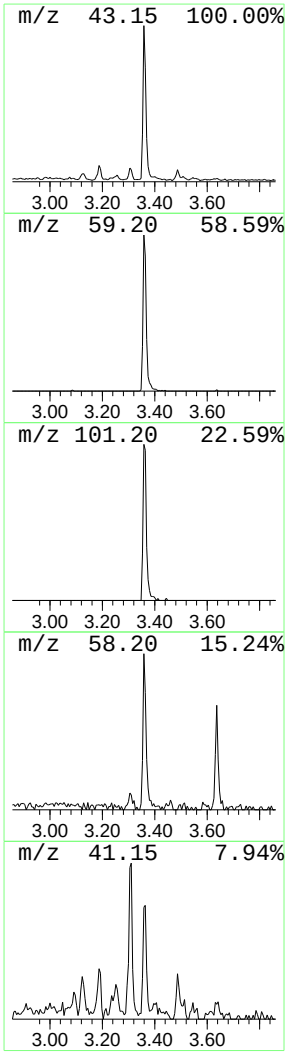

Tentatively Identified Compound (LSC) summary

Data Path : C:\msdchem\1\data\altheam\ef8811\
Data File : f201312.d
Acq On : 21 Aug 2021 12:48 am
Operator : chriss2
Sample : op34963-mb1
Misc : op34963,ef8811,30.0,,,1,1
ALS Vial : 4 Sample Multiplier: 1

Quant Method : C:\MSDCHEM\1\METHODS\MF8747.M
Quant Title : Semi Volatile Extractables by GC/MS

TIC Library : C:\Database\NIST08.L
TIC Integration Parameters: LSCINT.P

					Internal Standard			
TIC Top Hit name	RT	EstConc	Units	Response	#	RT	Resp	Conc
System artifact	2.124	5.6	ppm	265666	2	4.619	1908580	40.0
System artifact...	3.358	5.6	ppm	266724	2	4.619	1908580	40.0

Quantitation Report (QT Reviewed)

Data Path : C:\msdchem\1\data\altheam\ef8811\
Data File : f201313.d
Acq On : 21 Aug 2021 1:16 am
Operator : chriss2
Sample : op34963-bs1 Inst : GCMSF
Misc : op34963,ef8811,30.0,,,1,1
ALS Vial : 5 Sample Multiplier: 1

Quant Method : C:\MSDCHEM\1\METHODS\MF8747.M
Quant Results File: MF8747.RES
Quant Time: Aug 23 02:57:50 2021
Quant Title : Semi Volatile Extractables by GC/MS
QLast Update : Mon Aug 23 02:54:27 2021
Response via : Initial Calibration

Compound	R.T.	QIon	Response	Conc	Units	Dev(Min)
Internal Standards						
1) 1,4-Dichlorobenzene-d4	4.619	152	281370	40.00	ppm	0.00
24) Naphthalene-d8	5.538	136	1080873	40.00	ppm	0.00
46) Acenaphthene-d10	6.938	164	632300	40.00	ppm	0.00
69) Phenanthrene-d10	8.802	188	1194785	40.00	ppm	0.00
83) Chrysene-d12	14.059	240	1154254	40.00	ppm	0.00
92) Perylene-d12	17.104	264	1126028	40.00	ppm	0.00
102) 1,4-Dichlorobenzene-d4b	4.619	152	281370	40.00	ppm	0.00
104) Phenanthrene-d10b	8.802	188	1194785	40.00	ppm	0.00
106) Naphthalene-d8b	5.538	136	1080873	40.00	ppm	0.00
108) Chrysene-d12d	14.059	240	1154254	40.00	ppm	0.00
System Monitoring Compounds						
5) 2-Fluorophenol	3.636	112	354840	41.19	ppm	0.00
Spiked Amount 50.000			Recovery = 82.38%			
8) Phenol-d5	4.357	99	452659	38.77	ppm	0.00
Spiked Amount 50.000			Recovery = 77.54%			
25) Nitrobenzene-d5	5.020	82	456071	43.68	ppm	0.00
Spiked Amount 50.000			Recovery = 87.36%			
51) 2-Fluorobiphenyl	6.334	172	870996	41.42	ppm	0.00
Spiked Amount 50.000			Recovery = 82.84%			
73) 2,4,6-Tribromophenol	7.819	330	141801	45.09	ppm	0.00
Spiked Amount 50.000			Recovery = 90.18%			
86) Terphenyl-d14	11.852	244	1178150	42.79	ppm	0.00
Spiked Amount 50.000			Recovery = 85.58%			
Target Compounds						Qvalue
2) 1,4-Dioxane	2.151	88	100243	26.00	ppm	94
3) Pyridine	2.488	79	310276	31.48	ppm	98
4) N-Nitrosodimethylamine	2.445	42	207295	40.59	ppm	100
6) Indene	4.806	116	631936	39.83	ppm	97
7) Cumene	4.021	105	892333	38.78	ppm	98
9) Phenol	4.368	94	476731	40.34	ppm	95
10) Aniline	4.373	93	400796	27.17	ppm	82
11) bis(2-Chloroethyl)ether	4.427	93	340495	39.26	ppm	98
12) 2-Chlorophenol	4.464	128	368955	39.57	ppm	99
13) Decane	4.496	43	274027	34.17	ppm	97
14) 1,3-Dichlorobenzene	4.576	146	409377	38.03	ppm	96
15) 1,4-Dichlorobenzene	4.630	146	414054	37.79	ppm	100
16) Benzyl alcohol	4.721	108	194705	32.00	ppm	95
17) 1,2-Dichlorobenzene	4.737	146	404701	39.78	ppm	98
18) Acetophenone	4.913	105	557334	40.61	ppm	99
19) 2-Methylphenol	4.806	108	387140	45.61	ppm	97
20) 2,2'-oxybis(1-Chloropr...	4.817	121	106765	42.27	ppm	99
21) 3&4-Methylphenol	4.918	108	727330	77.48	ppm	96
22) n-Nitroso-di-n-propyla...	4.913	70	298527	43.57	ppm	98
23) Hexachloroethane	4.988	201	154867	39.41	ppm	99
26) Nitrobenzene	5.036	77	447810	41.30	ppm	98
27) Quinoline	5.794	129	690748	40.62	ppm	99
28) Isophorone	5.207	82	798389	42.86	ppm	93
29) 2-Nitrophenol	5.266	139	206130	42.95	ppm	98
30) 2,4-Dimethylphenol	5.298	107	434227	42.35	ppm	97
31) Benzoic acid	5.378	105	295858	40.88	ppm	95
32) bis(2-Chloroethoxy)met...	5.362	93	423604	40.14	ppm	99
33) 2,4-Dichlorophenol	5.442	162	322243	41.98	ppm	98
34) 2,6-Dichlorophenol	5.597	162	315328	41.14	ppm	97
35) 1,3,5-Trichlorobenzene	5.271	180	377753	41.05	ppm	98

Quantitation Report (QT Reviewed)

Data Path : C:\msdchem\1\data\altheam\ef8811\
Data File : f201313.d
Acq On : 21 Aug 2021 1:16 am
Operator : chriss2
Sample : op34963-bs1 Inst : GCMSF
Misc : op34963,ef8811,30.0,,,1,1
ALS Vial : 5 Sample Multiplier: 1

Quant Method : C:\MSDCHEM\1\METHODS\MF8747.M
Quant Results File: MF8747.RES
Quant Time: Aug 23 02:57:50 2021
Quant Title : Semi Volatile Extractables by GC/MS
QLast Update : Mon Aug 23 02:54:27 2021
Response via : Initial Calibration

Compound	R.T.	QIon	Response	Conc	Units	Dev(Min)
36) 1,2,4-Trichlorobenzene	5.495	180	361812	40.77	ppm	97
37) 1,2,3-Trichlorobenzene	5.656	180	334372	40.81	ppm	98
38) Naphthalene	5.554	128	1086044	39.87	ppm	99
39) 4-Chloroaniline	5.591	127	320340	28.72	ppm	99
40) 2,3-Dichloroaniline	6.270	161	373255	38.79	ppm	96
41) Hydroquinone	5.842	110	315124	39.02	ppm	97
42) Hexachlorobutadiene	5.639	225	236031	42.68	ppm	98
43) 4-Chloro-3-methylphenol	5.944	107	352784	42.92	ppm	95
44) 2-Methylnaphthalene	6.051	141	647203	41.13	ppm	99
45) 1-Methylnaphthalene	6.126	142	700493	41.46	ppm	98
47) Hexachlorocyclopentadiene	6.168	237	391734	70.66	ppm	97
48) 1,2,4,5-tetrachloroben...	6.179	216	383887	39.98	ppm	97
49) 2,4,6-Trichlorophenol	6.270	196	254147	40.18	ppm	99
50) 2,4,5-Trichlorophenol	6.307	196	268498	42.01	ppm	99
52) 2-Chloronaphthalene	6.435	162	714694	39.84	ppm	99
53) Biphenyl	6.414	154	930704	40.01	ppm	99
54) 2-Nitroaniline	6.521	65	244969	43.41	ppm	97
55) Dimethylphthalate	6.676	163	837740	41.36	ppm	99
56) Acenaphthylene	6.804	152	852303	39.57	ppm	99
57) 2,6-Dinitrotoluene	6.735	165	188318	47.03	ppm	98
58) 3-Nitroaniline	6.895	138	151944	33.70	ppm	99
59) Acenaphthene	6.970	153	713765	39.51	ppm	98
60) 2,4-Dinitrophenol	7.002	184	267830	80.40	ppm	94
61) 4-Nitrophenol	7.071	109	154840	43.37	ppm	96
62) Dibenzofuran	7.146	168	991762	39.12	ppm	98
63) 2,4-Dinitrotoluene	7.130	165	260920	44.85	ppm	98
64) 2,3,4,6-Tetrachlorophenol	7.274	232	218940	42.03	ppm	98
65) Diethylphthalate	7.397	149	865056	42.41	ppm	98
66) Fluorene	7.525	166	837597	40.49	ppm	99
67) 4-Chlorophenyl-phenyle...	7.525	204	428581	41.55	ppm	99
68) 4-Nitroaniline	7.552	138	193486	40.18	ppm	94
70) 4,6-Dinitro-2-methylph...	7.589	198	157704	38.91	ppm	93
71) n-Nitrosodiphenylamine	7.670	169	750459	40.18	ppm	99
72) 1,2-Diphenylhydrazine	7.718	77	900982	38.89	ppm	95
74) 4-Bromophenyl-phenylether	8.156	248	261776	41.50	ppm	100
75) Hexachlorobenzene	8.225	284	285267	41.08	ppm	100
76) Pentachlorophenol	8.519	266	382507	82.82	ppm	97
77) Phenanthrene	8.834	178	1195811	38.53	ppm	99
78) Anthracene	8.920	178	1241662	40.45	ppm	99
79) Carbazole	9.197	167	1097638	39.91	ppm	100
80) Di-n-butylphthalate	9.908	149	1471493	43.45	ppm	100
81) Fluoranthene	10.966	202	1372076	41.38	ppm	98
82) Octadecane	8.706	57	462922	41.34	ppm	98
84) Benzidine	11.324	184	376866	21.40	ppm	95
85) Pyrene	11.409	202	1400305	38.79	ppm	98
87) Butylbenzylphthalate	13.038	149	636897	42.52	ppm	97
88) Benzo[a]anthracene	14.037	228	1333616	39.84	ppm	98
89) 3,3'-Dichlorobenzidine	14.091	252	321463	26.85	ppm	91
90) Chrysene	14.112	228	1323118	39.34	ppm	99
91) bis(2-Ethylhexyl)phtha...	14.454	149	896231	39.92	ppm	97
93) Di-n-octylphthalate	15.913	149	1549101	39.59	ppm	99
94) Benzo[b]fluoranthene	16.351	252	1384752	41.95	ppm	99
95) Benzo[k]fluoranthene	16.409	252	1279037	40.14	ppm	99
96) Benzo[a]pyrene	16.986	252	1270889	43.11	ppm	97
97) Indeno[1,2,3-cd]pyrene	19.043	276	1124946	42.99	ppm	97
98) Dibenz(a,h)acridine	18.691	279	1067547	41.68	ppm	99
99) Dibenz[a,h]anthracene	19.107	278	1232721	42.70	ppm	98

Quantitation Report (QT Reviewed)

Data Path : C:\msdchem\1\data\altheam\ef8811\
Data File : f201313.d
Acq On : 21 Aug 2021 1:16 am
Operator : chriss2
Sample : op34963-bs1 Inst : GCMSF
Misc : op34963,ef8811,30.0,,,1,1
ALS Vial : 5 Sample Multiplier: 1

Quant Method : C:\MSDCHEM\1\METHODS\MF8747.M
Quant Results File: MF8747.RES
Quant Time: Aug 23 02:57:50 2021
Quant Title : Semi Volatile Extractables by GC/MS
QLast Update : Mon Aug 23 02:54:27 2021
Response via : Initial Calibration

Compound	R.T.	QIon	Response	Conc	Units	Dev(Min)
100) 7,12-Dimethylbenz(a)an...	16.372	256	636583	43.44	ppm	97
101) Benzo[g,h,i]perylene	19.471	276	1263672	41.80	ppm	98
103) Benzaldehyde	4.293	105	296595	40.76	ppm	99
105) Atrazine	8.417	200	264247	49.01	ppm	90
107) Caprolactam	5.853	55	186745	69.99	ppm	84

(#) = qualifier out of range (m) = manual integration (+) = signals summed

Quantitation Report (QT Reviewed)

Data Path : C:\msdchem\1\data\altheam\ef8811\
Data File : f201313.d
Acq On : 21 Aug 2021 1:16 am
Operator : chriss2
Sample : op34963-bs1 Inst : GCMSF
Misc : op34963,ef8811,30.0,,,1,1
ALS Vial : 5 Sample Multiplier: 1

Quant Method : C:\MSDCHEM\1\METHODS\MF8747.M
Quant Results File: MF8747.RES
Quant Time: Aug 23 02:57:50 2021
Quant Title : Semi Volatile Extractables by GC/MS
QLast Update : Mon Aug 23 02:54:27 2021
Response via : Initial Calibration

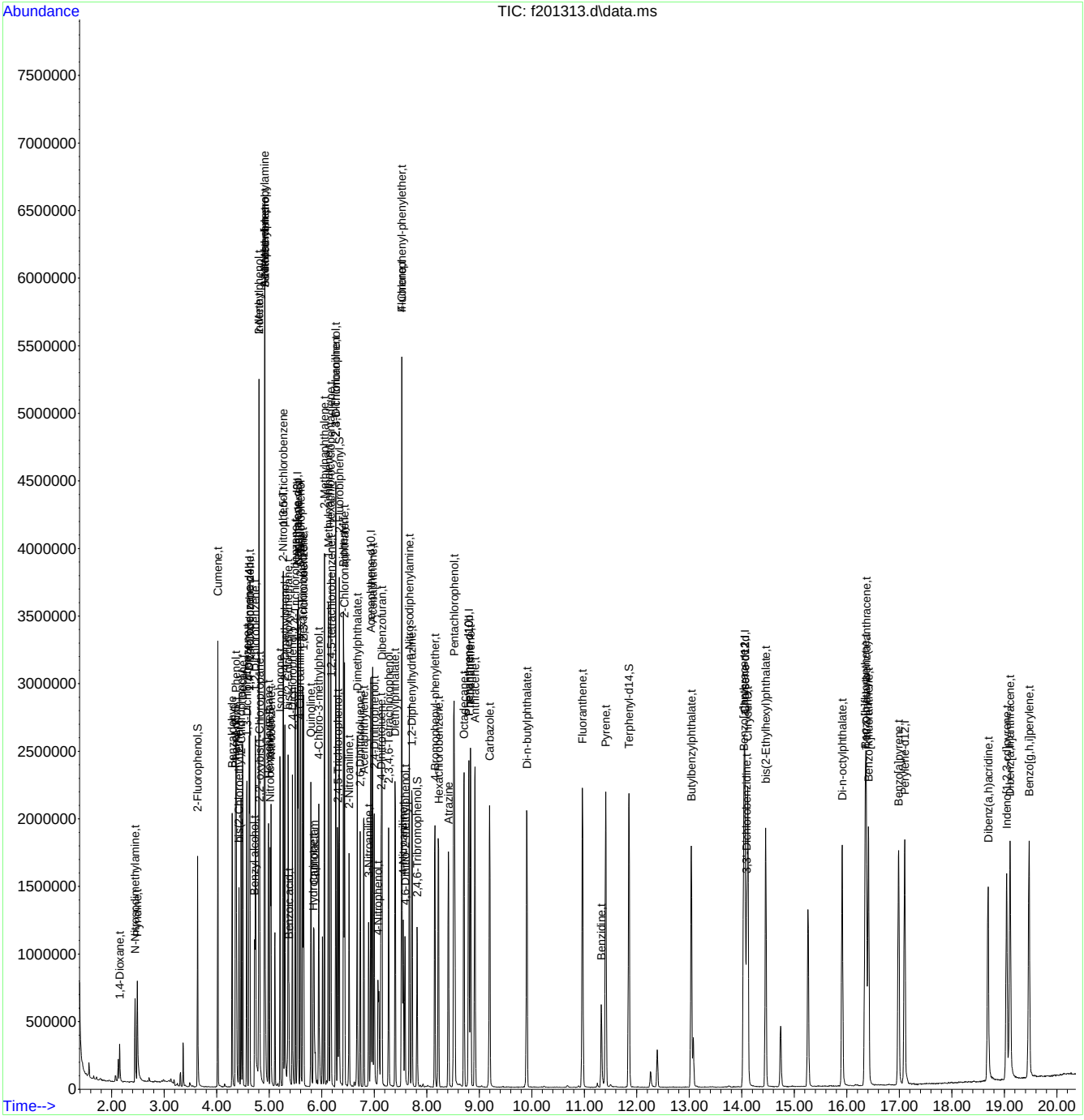

Quantitation Report (QT Reviewed)

Data Path : C:\msdchem\1\data\altheam\ef8811\
Data File : f201331.d
Acq On : 21 Aug 2021 9:35 am
Operator : chriss2
Sample : op34963-ms Inst : GCMSF
Misc : op34963,ef8811,30.2,,,1,1
ALS Vial : 23 Sample Multiplier: 1

Quant Method : C:\MSDCHEM\1\METHODS\MF8747.M
Quant Results File: MF8747.RES
Quant Time: Aug 23 03:51:23 2021
Quant Title : Semi Volatile Extractables by GC/MS
QLast Update : Mon Aug 23 02:54:27 2021
Response via : Initial Calibration

Compound	R.T.	QIon	Response	Conc	Units	Dev(Min)
Internal Standards						
1) 1,4-Dichlorobenzene-d4	4.624	152	301829	40.00	ppm	0.00
24) Naphthalene-d8	5.543	136	1152168	40.00	ppm	0.00
46) Acenaphthene-d10	6.938	164	684925	40.00	ppm	0.00
69) Phenanthrene-d10	8.802	188	1256669	40.00	ppm	0.00
83) Chrysene-d12	14.070	240	1117103	40.00	ppm	0.02
92) Perylene-d12	17.109	264	1116695	40.00	ppm	0.01
102) 1,4-Dichlorobenzene-d4b	4.624	152	301829	40.00	ppm	0.00
104) Phenanthrene-d10b	8.802	188	1256669	40.00	ppm	0.00
106) Naphthalene-d8b	5.543	136	1152168	40.00	ppm	0.00
108) Chrysene-d12d	14.070	240	1117103	40.00	ppm	0.02
System Monitoring Compounds						
5) 2-Fluorophenol	3.727	112	26498	2.87	ppm	0.10
Spiked Amount 50.000			Recovery =	5.74%		
8) Phenol-d5	4.384	99	238403	19.03	ppm	0.03
Spiked Amount 50.000			Recovery =	38.06%		
25) Nitrobenzene-d5	5.030	82	456708	41.03	ppm	0.01
Spiked Amount 50.000			Recovery =	82.06%		
51) 2-Fluorobiphenyl	6.334	172	935460	41.06	ppm	0.00
Spiked Amount 50.000			Recovery =	82.12%		
73) 2,4,6-Tribromophenol	0.000	330	0	0.00	ppm	
Spiked Amount 50.000			Recovery =	0.00%		
86) Terphenyl-d14	11.852	244	1226688	46.04	ppm	0.00
Spiked Amount 50.000			Recovery =	92.08%		
Target Compounds						Qvalue
2) 1,4-Dioxane	2.151	88	88648	21.43	ppm	91
3) Pyridine	2.488	79	287500	27.19	ppm	96
4) N-Nitrosodimethylamine	2.450	42	199470	36.41	ppm	98
6) Indene	4.811	116	597532	35.11	ppm	98
7) Cumene	4.037	105	743796	30.13	ppm	99
9) Phenol	4.395	94	191162	15.08	ppm #	1
10) Aniline	4.395	93	447824	28.30	ppm	99
11) bis(2-Chloroethyl)ether	4.443	93	318363	34.22	ppm	97
12) 2-Chlorophenol	4.486	128	11573	1.16	ppm	89
13) Decane	4.502	43	241685	28.09	ppm	96
14) 1,3-Dichlorobenzene	4.582	146	391977	33.94	ppm	100
15) 1,4-Dichlorobenzene	4.640	146	398823	33.93	ppm	100
17) 1,2-Dichlorobenzene	4.747	146	379562	34.78	ppm	99
18) Acetophenone	4.918	105	530147	36.01	ppm	87
19) 2-Methylphenol	4.822	108	244517	26.86	ppm	97
20) 2,2'-oxybis(1-Chloropr...	4.827	121	105052	38.78	ppm #	82
21) 3&4-Methylphenol	4.934	108	469154	46.59	ppm	96
22) n-Nitroso-di-n-propyla...	4.924	70	289621	39.40	ppm	94
23) Hexachloroethane	4.993	201	149572	35.48	ppm	98
26) Nitrobenzene	5.046	77	486044	42.05	ppm	94
27) Quinoline	5.794	129	709471	39.14	ppm	99
28) Isophorone	5.212	82	784831	39.53	ppm	95
30) 2,4-Dimethylphenol	5.314	107	348409	31.87	ppm	97
32) bis(2-Chloroethoxy)met...	5.367	93	408976	36.36	ppm	98
35) 1,3,5-Trichlorobenzene	5.276	180	369077	37.63	ppm	98
36) 1,2,4-Trichlorobenzene	5.501	180	361500	38.22	ppm	97
37) 1,2,3-Trichlorobenzene	5.661	180	335710	38.44	ppm	99
38) Naphthalene	5.559	128	1054293	36.31	ppm	99
39) 4-Chloroaniline	5.597	127	371985	31.29	ppm	99
40) 2,3-Dichloroaniline	6.270	161	383027	37.34	ppm	96

Quantitation Report (QT Reviewed)

Data Path : C:\msdchem\1\data\altheam\ef8811\
Data File : f201331.d
Acq On : 21 Aug 2021 9:35 am
Operator : chriss2
Sample : op34963-ms Inst : GCMSF
Misc : op34963,ef8811,30.2,,,1,1
ALS Vial : 23 Sample Multiplier: 1

Quant Method : C:\MSDCHEM\1\METHODS\MF8747.M
Quant Results File: MF8747.RES
Quant Time: Aug 23 03:51:23 2021
Quant Title : Semi Volatile Extractables by GC/MS
QLast Update : Mon Aug 23 02:54:27 2021
Response via : Initial Calibration

Compound	R.T.	QIon	Response	Conc	Units		Dev(Min)
42) Hexachlorobutadiene	5.639	225	226589	38.44	ppm		97
43) 4-Chloro-3-methylphenol	5.965	107	109810	12.53	ppm	#	34
44) 2-Methylnaphthalene	6.056	141	660774	39.39	ppm		98
45) 1-Methylnaphthalene	6.131	142	720021	39.98	ppm		98
47) Hexachlorocyclopentadiene	6.168	237	282138	46.98	ppm		93
48) 1,2,4,5-tetrachloroben...	6.179	216	385533	37.07	ppm		98
52) 2-Chloronaphthalene	6.441	162	719138	37.01	ppm		97
53) Biphenyl	6.419	154	947237	37.59	ppm		99
54) 2-Nitroaniline	6.526	65	241129	39.45	ppm		90
55) Dimethylphthalate	6.681	163	856851	39.06	ppm		98
56) Acenaphthylene	6.804	152	842028	36.09	ppm		99
57) 2,6-Dinitrotoluene	6.740	165	191299	44.10	ppm		93
58) 3-Nitroaniline	6.900	138	178047	36.46	ppm		98
59) Acenaphthene	6.970	153	736907	37.66	ppm		90
62) Dibenzofuran	7.146	168	1017133	37.04	ppm		98
63) 2,4-Dinitrotoluene	7.135	165	259927	41.24	ppm		98
65) Diethylphthalate	7.397	149	882801	39.96	ppm		98
66) Fluorene	7.525	166	862443	38.49	ppm		99
67) 4-Chlorophenyl-phenyle...	7.531	204	444441	39.77	ppm		96
68) 4-Nitroaniline	7.552	138	191093	36.64	ppm		98
71) n-Nitrosodiphenylamine	7.675	169	754824	38.42	ppm		98
72) 1,2-Diphenylhydrazine	7.723	77	886218	36.37	ppm		99
74) 4-Bromophenyl-phenylether	8.156	248	272030	41.00	ppm		97
75) Hexachlorobenzene	8.225	284	299980	41.07	ppm		99
76) Pentachlorophenol	8.535	266	3900	0.80	ppm		81
77) Phenanthrene	8.839	178	1214908	37.21	ppm		99
78) Anthracene	8.920	178	1239493	38.39	ppm		99
79) Carbazole	9.203	167	1109797	38.37	ppm		99
80) Di-n-butylphthalate	9.908	149	1468838	41.24	ppm		98
81) Fluoranthene	10.971	202	1337901	38.37	ppm		100
82) Octadecane	8.711	57	448754	38.10	ppm		97
84) Benzidine	11.334	184	281921	16.85	ppm		96
85) Pyrene	11.414	202	1360897	38.95	ppm		98
87) Butylbenzylphthalate	13.044	149	605734	41.78	ppm		98
88) Benzo[a]anthracene	14.043	228	1260253	38.90	ppm		99
89) 3,3'-Dichlorobenzidine	14.096	252	404112	34.87	ppm		96
90) Chrysene	14.123	228	1221631	37.53	ppm		98
91) bis(2-Ethylhexyl)phtha...	14.460	149	850089	39.17	ppm		98
93) Di-n-octylphthalate	15.913	149	1432864	37.13	ppm		100
94) Benzo[b]fluoranthene	16.361	252	1260745	38.51	ppm		100
95) Benzo[k]fluoranthene	16.420	252	1164920	36.86	ppm		99
96) Benzo[a]pyrene	16.992	252	1174116	40.16	ppm		99
97) Indeno[1,2,3-cd]pyrene	19.054	276	1060915	40.89	ppm		99
98) Dibenz(a,h)acridine	18.696	279	1020336	40.17	ppm		99
99) Dibenz[a,h]anthracene	19.118	278	1164586	40.68	ppm		99
100) 7,12-Dimethylbenz(a)an...	16.372	256	428529	29.49	ppm		98
101) Benzo[g,h,i]perylene	19.481	276	1202132	40.10	ppm		96
103) Benzaldehyde	4.315	105	238871	30.60	ppm		98
105) Atrazine	8.417	200	270487	47.69	ppm		93
107) Caprolactam	5.837	55	114265	40.17	ppm		95

(#) = qualifier out of range (m) = manual integration (+) = signals summed

Quantitation Report (QT Reviewed)

Data Path : C:\msdchem\1\data\altheam\ef8811\
Data File : f201331.d
Acq On : 21 Aug 2021 9:35 am
Operator : chriss2
Sample : op34963-ms Inst : GCMSF
Misc : op34963,ef8811,30.2,,,1,1
ALS Vial : 23 Sample Multiplier: 1

Quant Method : C:\MSDCHEM\1\METHODS\MF8747.M
Quant Results File: MF8747.RES
Quant Time: Aug 23 03:51:23 2021
Quant Title : Semi Volatile Extractables by GC/MS
QLast Update : Mon Aug 23 02:54:27 2021
Response via : Initial Calibration

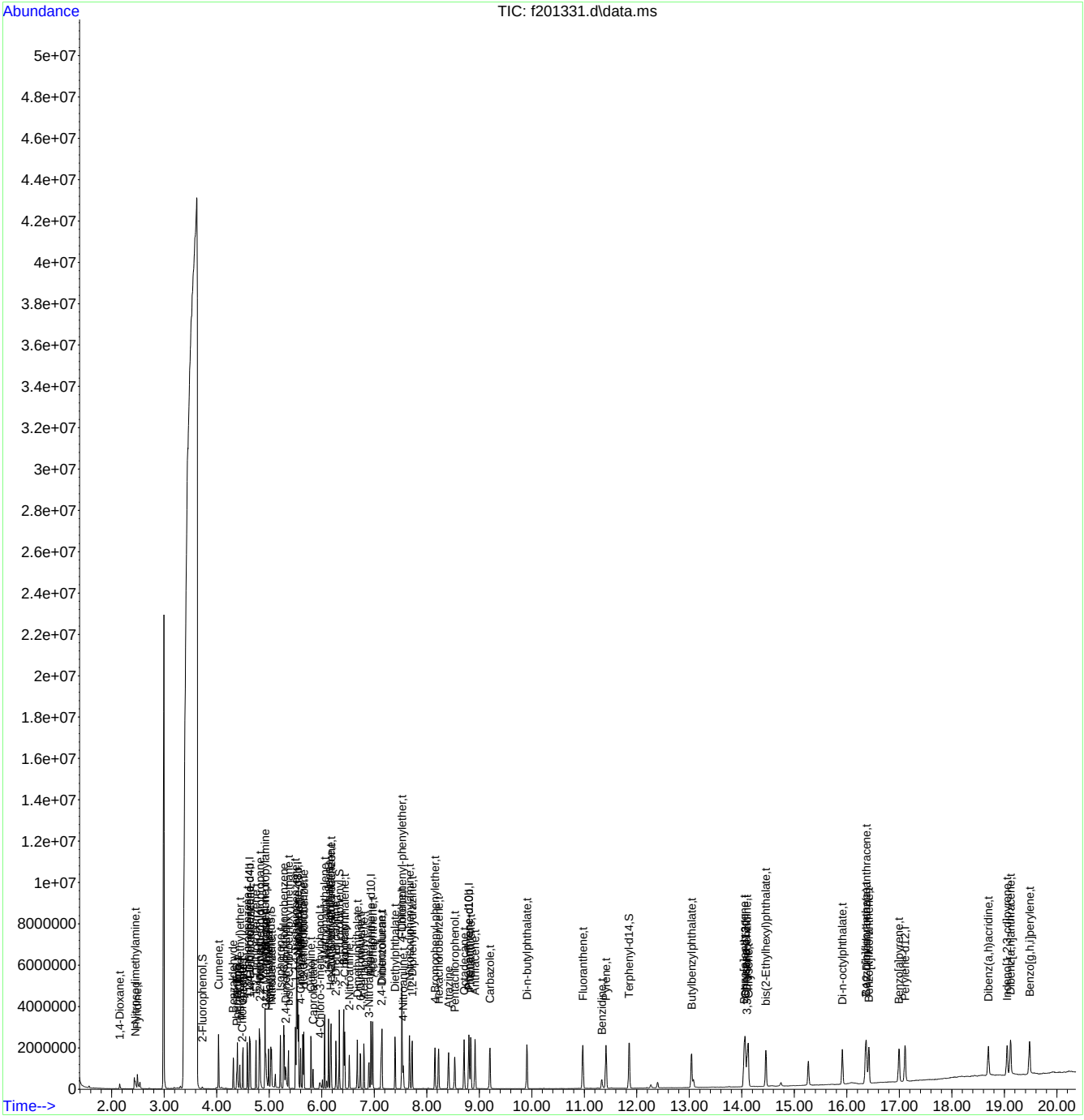

Quantitation Report (QT Reviewed)

Data Path : C:\msdchem\1\data\altheam\ef8811\
Data File : f201332.d
Acq On : 21 Aug 2021 10:02 am
Operator : chriss2
Sample : op34963-msd Inst : GCMSF
Misc : op34963,ef8811,30.3,,,1,1
ALS Vial : 24 Sample Multiplier: 1

Quant Method : C:\MSDCHEM\1\METHODS\MF8747.M
Quant Results File: MF8747.RES
Quant Time: Aug 23 03:53:12 2021
Quant Title : Semi Volatile Extractables by GC/MS
QLast Update : Mon Aug 23 02:54:27 2021
Response via : Initial Calibration

Compound	R.T.	QIon	Response	Conc	Units	Dev(Min)
Internal Standards						
1) 1,4-Dichlorobenzene-d4	4.630	152	274605	40.00	ppm	0.01
24) Naphthalene-d8	5.543	136	1065973	40.00	ppm	0.00
46) Acenaphthene-d10	6.938	164	651085	40.00	ppm	0.00
69) Phenanthrene-d10	8.802	188	1222612	40.00	ppm	0.00
83) Chrysene-d12	14.064	240	1159357	40.00	ppm	0.01
92) Perylene-d12	17.109	264	1161785	40.00	ppm	0.01
102) 1,4-Dichlorobenzene-d4b	4.630	152	274605	40.00	ppm	0.01
104) Phenanthrene-d10b	8.802	188	1222612	40.00	ppm	0.00
106) Naphthalene-d8b	5.543	136	1065973	40.00	ppm	0.00
108) Chrysene-d12d	14.064	240	1159357	40.00	ppm	0.01
System Monitoring Compounds						
5) 2-Fluorophenol	3.732	112	10105	1.20	ppm	0.10
Spiked Amount 50.000			Recovery =	2.40%		
8) Phenol-d5	4.384	99	186480	16.37	ppm	0.03
Spiked Amount 50.000			Recovery =	32.74%		
25) Nitrobenzene-d5	5.030	82	413024	40.11	ppm	0.01
Spiked Amount 50.000			Recovery =	80.22%		
51) 2-Fluorobiphenyl	6.334	172	837233	38.66	ppm	0.00
Spiked Amount 50.000			Recovery =	77.32%		
73) 2,4,6-Tribromophenol	0.000	330	0	0.00	ppm	
Spiked Amount 50.000			Recovery =	0.00%		
86) Terphenyl-d14	11.852	244	1195629	43.24	ppm	0.00
Spiked Amount 50.000			Recovery =	86.48%		
Target Compounds						Qvalue
2) 1,4-Dioxane	2.151	88	81567	21.68	ppm	97
3) Pyridine	2.487	79	256905	26.71	ppm	98
4) N-Nitrosodimethylamine	2.450	42	191195	38.36	ppm	94
6) Indene	4.811	116	521472	33.68	ppm	99
7) Cumene	4.037	105	632502	28.16	ppm	97
9) Phenol	4.395	94	174123	15.10	ppm #	1
10) Aniline	4.400	93	415939	28.89	ppm	92
11) bis(2-Chloroethyl)ether	4.443	93	284813	33.65	ppm	99
12) 2-Chlorophenol	4.491	128	10610	1.17	ppm	94
13) Decane	4.502	43	209496	26.76	ppm	96
14) 1,3-Dichlorobenzene	4.582	146	342366	32.59	ppm	99
15) 1,4-Dichlorobenzene	4.640	146	345822	32.34	ppm	97
17) 1,2-Dichlorobenzene	4.747	146	333901	33.63	ppm	97
18) Acetophenone	4.924	105	472300	35.26	ppm	82
19) 2-Methylphenol	4.822	108	221632	26.76	ppm	96
20) 2,2'-oxybis(1-Chloropr...	4.827	121	92831	37.66	ppm #	89
21) 3&4-Methylphenol	4.934	108	396719	43.30	ppm	97
22) n-Nitroso-di-n-propyla...	4.924	70	267789	40.05	ppm	92
23) Hexachloroethane	4.993	201	128222	33.43	ppm	100
26) Nitrobenzene	5.046	77	446887	41.79	ppm	98
27) Quinoline	5.794	129	632035	37.69	ppm	100
28) Isophorone	5.212	82	696359	37.91	ppm	97
30) 2,4-Dimethylphenol	5.308	107	322353	31.88	ppm	96
32) bis(2-Chloroethoxy)met...	5.367	93	371168	35.66	ppm	99
35) 1,3,5-Trichlorobenzene	5.276	180	326941	36.03	ppm	98
36) 1,2,4-Trichlorobenzene	5.500	180	312722	35.73	ppm	97
37) 1,2,3-Trichlorobenzene	5.661	180	298578	36.95	ppm	99
38) Naphthalene	5.559	128	956555	35.61	ppm	98
39) 4-Chloroaniline	5.597	127	352250	32.02	ppm	99
40) 2,3-Dichloroaniline	6.270	161	348849	36.76	ppm	96

Quantitation Report (QT Reviewed)

Data Path : C:\msdchem\1\data\altheam\ef8811\
Data File : f201332.d
Acq On : 21 Aug 2021 10:02 am
Operator : chriss2
Sample : op34963-msd Inst : GCMSF
Misc : op34963,ef8811,30.3,,,1,1
ALS Vial : 24 Sample Multiplier: 1

Quant Method : C:\MSDCHEM\1\METHODS\MF8747.M
Quant Results File: MF8747.RES
Quant Time: Aug 23 03:53:12 2021
Quant Title : Semi Volatile Extractables by GC/MS
QLast Update : Mon Aug 23 02:54:27 2021
Response via : Initial Calibration

Compound	R.T.	QIon	Response	Conc	Units		Dev(Min)
42) Hexachlorobutadiene	5.645	225	206567	37.87	ppm		98
43) 4-Chloro-3-methylphenol	5.965	107	97913	12.08	ppm		90
44) 2-Methylnaphthalene	6.056	141	597361	38.49	ppm		100
45) 1-Methylnaphthalene	6.131	142	631920	37.92	ppm		99
47) Hexachlorocyclopentadiene	6.168	237	248043	43.45	ppm		99
48) 1,2,4,5-tetrachloroben...	6.179	216	345381	34.94	ppm		97
52) 2-Chloronaphthalene	6.435	162	653841	35.40	ppm		98
53) Biphenyl	6.419	154	846646	35.35	ppm		99
54) 2-Nitroaniline	6.526	65	228084	39.25	ppm		91
55) Dimethylphthalate	6.676	163	778131	37.31	ppm		99
56) Acenaphthylene	6.804	152	782016	35.26	ppm		99
57) 2,6-Dinitrotoluene	6.735	165	173191	42.00	ppm		99
58) 3-Nitroaniline	6.900	138	173475	37.37	ppm		98
59) Acenaphthene	6.970	153	677923	36.44	ppm		90
62) Dibenzofuran	7.146	168	942911	36.12	ppm		99
63) 2,4-Dinitrotoluene	7.130	165	237803	39.69	ppm		98
65) Diethylphthalate	7.397	149	806580	38.40	ppm		98
66) Fluorene	7.525	166	785295	36.87	ppm		99
67) 4-Chlorophenyl-phenyle...	7.531	204	399551	37.61	ppm		95
68) 4-Nitroaniline	7.552	138	193079	38.94	ppm		97
71) n-Nitrosodiphenylamine	7.675	169	729547	38.17	ppm		99
72) 1,2-Diphenylhydrazine	7.723	77	823398	34.73	ppm		98
74) 4-Bromophenyl-phenylether	8.156	248	247402	38.32	ppm		93
75) Hexachlorobenzene	8.225	284	272132	38.29	ppm		99
76) Pentachlorophenol	8.535	266	3552	0.75	ppm	#	75
77) Phenanthrene	8.839	178	1156707	36.42	ppm		99
78) Anthracene	8.920	178	1160361	36.94	ppm		99
79) Carbazole	9.203	167	1048371	37.25	ppm		99
80) Di-n-butylphthalate	9.908	149	1381086	39.86	ppm		99
81) Fluoranthene	10.971	202	1324490	39.04	ppm		100
82) Octadecane	8.711	57	417950	36.47	ppm		100
84) Benzidine	11.334	184	306927	17.62	ppm		99
85) Pyrene	11.414	202	1335213	36.82	ppm		99
87) Butylbenzylphthalate	13.038	149	602201	40.03	ppm		98
88) Benzo[a]anthracene	14.048	228	1278255	38.02	ppm		98
89) 3,3'-Dichlorobenzidine	14.096	252	444876	36.99	ppm		95
90) Chrysene	14.118	228	1244392	36.84	ppm		98
91) bis(2-Ethylhexyl)phtha...	14.459	149	854209	38.00	ppm		99
93) Di-n-octylphthalate	15.913	149	1484583	36.99	ppm		99
94) Benzo[b]fluoranthene	16.356	252	1261397	37.03	ppm		99
95) Benzo[k]fluoranthene	16.420	252	1183175	35.99	ppm		99
96) Benzo[a]pyrene	16.992	252	1170246	38.47	ppm		99
97) Indeno[1,2,3-cd]pyrene	19.054	276	995484	36.88	ppm		97
98) Dibenz(a,h)acridine	18.691	279	961987	36.40	ppm		98
99) Dibenz[a,h]anthracene	19.113	278	1118070	37.54	ppm		98
100) 7,12-Dimethylbenz(a)an...	16.372	256	427280	28.26	ppm		99
101) Benzo[g,h,i]perylene	19.476	276	1115549	35.77	ppm		95
103) Benzaldehyde	4.320	105	210379	29.62	ppm		98
105) Atrazine	8.417	200	248576	45.05	ppm		94
107) Caprolactam	5.837	55	108331	41.17	ppm		97

(#) = qualifier out of range (m) = manual integration (+) = signals summed

Quantitation Report (QT Reviewed)

Data Path : C:\msdchem\1\data\altheam\ef8811\
Data File : f201332.d
Acq On : 21 Aug 2021 10:02 am
Operator : chriss2
Sample : op34963-msd Inst : GCMSF
Misc : op34963,ef8811,30.3,,,1,1
ALS Vial : 24 Sample Multiplier: 1

Quant Method : C:\MSDCHEM\1\METHODS\MF8747.M
Quant Results File: MF8747.RES
Quant Time: Aug 23 03:53:12 2021
Quant Title : Semi Volatile Extractables by GC/MS
QLast Update : Mon Aug 23 02:54:27 2021
Response via : Initial Calibration

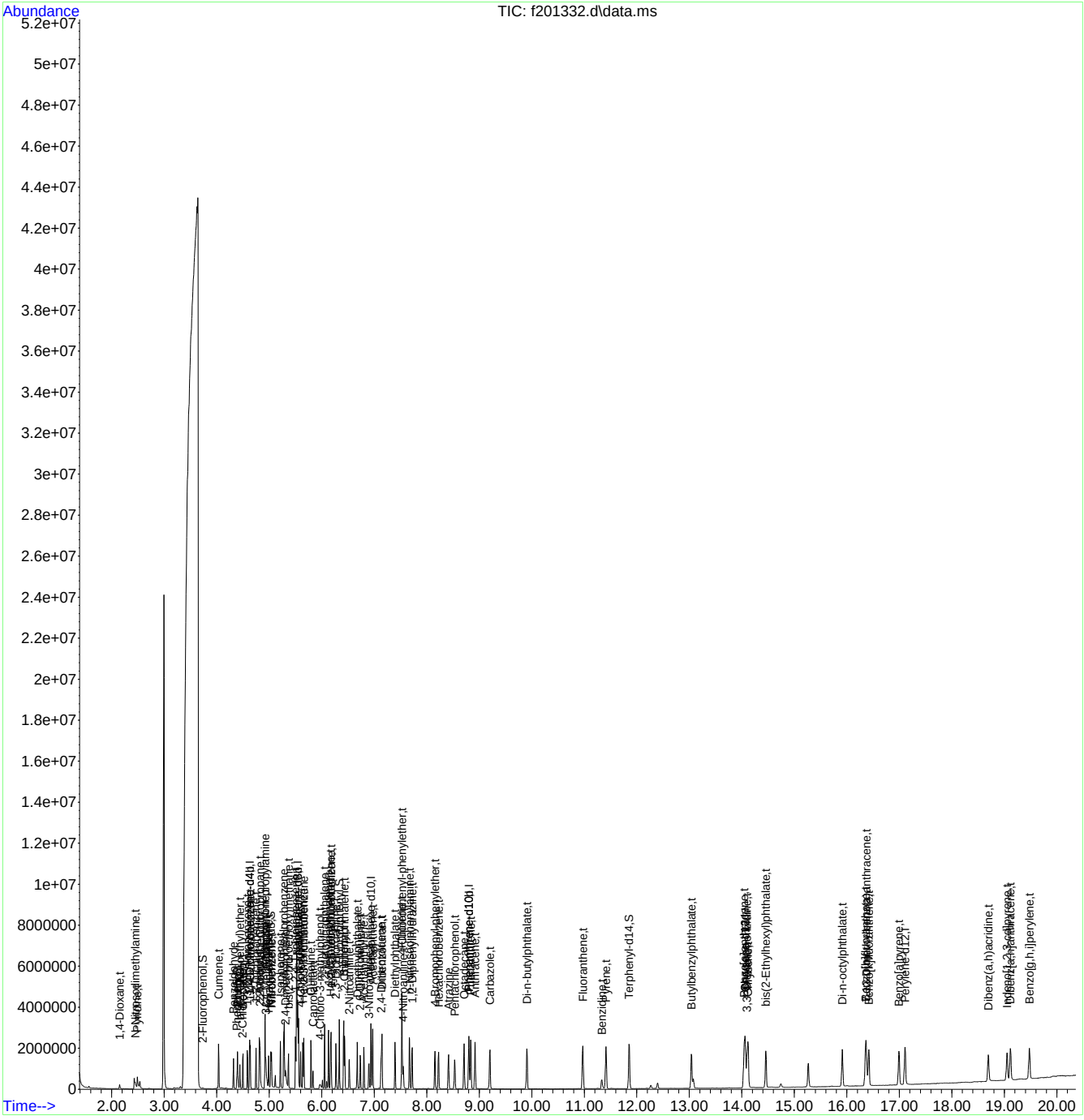

DFTPP

Data File : C:\MSDCHEM\1\DATA\EF8747\F200128.D Vial: 1
Acq On : 26 Jun 2021 2:25 am Operator: chriss2
Sample : dftpp Inst : GCMSF
Misc : op30563,ef8747,1000,,,1,1 Multiplr: 1.00
MS Integration Params: RTEINT.P

Method : C:\MSDCHEM\1\METHODS\DFTPPF.M (RTE Integrator)
Title : Semi Volatile GC/MS, ZB-5MSi 30m x .25mm x .25um

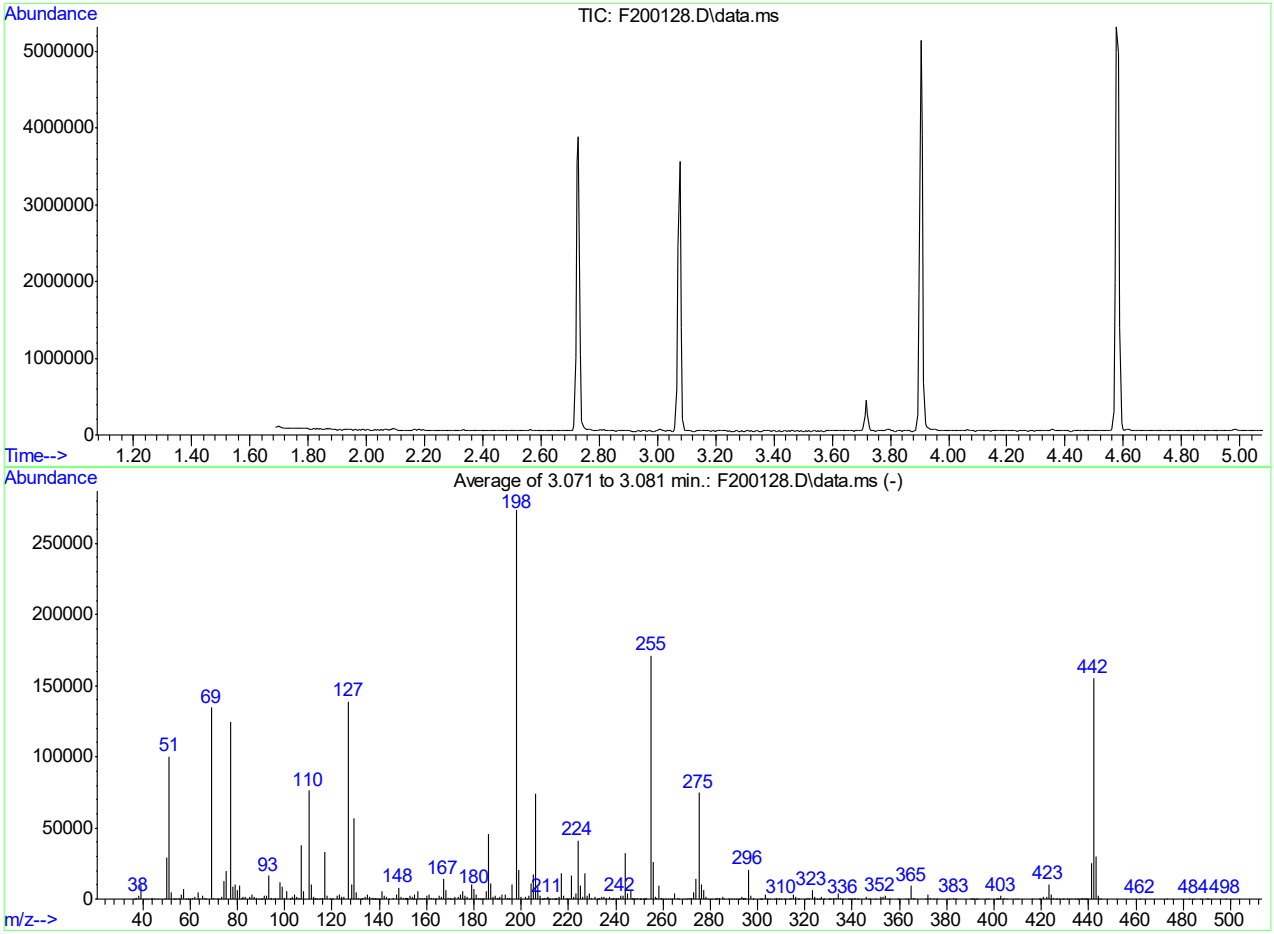

AutoFind: Scans 260, 261, 262; Background Corrected with Scan 255

Target Mass	Rel. to Mass	Lower Limit%	Upper Limit%	Rel. Abn%	Raw Abn	Result Pass/Fail
51	198	30	60	36.7	100231	PASS
68	69	0.00	2	0.0	0	PASS
69	198	0.00	100	49.3	134557	PASS
70	69	0.00	2	0.5	606	PASS
127	198	40	60	50.8	138853	PASS
197	198	0.00	1	0.0	0	PASS
198	198	100	100	100.0	273194	PASS
199	198	5	9	7.5	20573	PASS
275	198	10	30	27.3	74501	PASS
365	198	1	100	3.4	9164	PASS
441	443	0.10	100	85.3	25371	PASS
442	198	40	100	56.8	155261	PASS
443	442	17	23	19.2	29736	PASS

F200128.D DFTPPF.M Sat Jun 26 08:24:14 2021

Average of 3.071 to 3.081 min.: F200128.D\data.ms
dftpp
Modified:subtracted

m/z	abund.	m/z	abund.	m/z	abund.	m/z	abund.
36.10	248	46.15	150	58.15	414	69.05	134557
36.90	122	49.10	293	59.10	130	70.10	606
37.20	436	50.15	28846	59.30	77	71.25	58
38.15	2299	51.15	100231	60.20	285	71.90	110
39.20	9572	52.15	4816	61.10	1086	73.20	1348
40.15	306	53.00	42	62.15	1334	74.15	12770
41.10	224	53.25	202	63.15	4659	75.10	19949
42.10	297	53.90	53	64.00	347	77.15	124426
43.25	337	55.15	463	65.15	2547	78.20	8438
44.15	517	56.15	3291	66.15	486	79.20	9995
45.10	106	57.15	6746	66.90	168	80.10	6606

Average of 3.071 to 3.081 min.: F200128.D\data.ms
dftpp
Modified:subtracted

m/z	abund.	m/z	abund.	m/z	abund.	m/z	abund.
81.10	9457	91.20	2178	101.05	5240	111.05	10332
82.00	649	92.15	2439	102.15	170	112.15	1426
82.15	1638	93.10	16268	102.40	146	112.85	320
83.10	1882	94.10	730	103.05	1948	113.15	556
85.10	1950	94.30	97	104.10	3561	113.40	121
86.00	2810	95.15	373	105.00	961	114.65	134
87.10	1259	96.25	714	105.20	1679	115.25	260
88.20	537	97.05	15	106.20	804	116.10	439
88.95	197	98.10	11913	107.10	37774	117.05	32987
89.80	103	99.15	8431	108.15	5642	118.10	2219
90.20	172	100.10	1167	110.10	76112	119.15	478

Average of 3.071 to 3.081 min.: F200128.D\data.ms
dftpp
Modified:subtracted

m/z	abund.	m/z	abund.	m/z	abund.	m/z	abund.
119.90	112	132.20	308	138.90	226	149.20	1532
120.20	296	132.40	385	139.20	217	150.10	643
122.10	2714	133.20	568	139.90	99	150.90	88
123.15	3467	134.10	1624	140.15	336	151.15	861
124.10	1750	135.10	3145	141.10	5476	151.40	98
125.20	1627	136.10	1496	142.10	2449	151.75	947
127.10	138853	137.00	564	143.15	1422	152.20	492
128.15	10647	137.20	898	144.15	398	153.05	2745
129.10	56893	137.50	192	146.05	1030	154.10	1373
130.20	4567	138.10	121	147.05	3162	154.40	283
131.15	886	138.25	546	148.10	8201	155.10	3187

Average of 3.071 to 3.081 min.: F200128.D\data.ms
dftpp
Modified:subtracted

m/z	abund.	m/z	abund.	m/z	abund.	m/z	abund.
156.10	5303	165.10	2038	175.10	5743	184.05	1147
157.15	1161	166.10	1858	176.10	2073	185.10	5565
158.10	1195	167.10	14121	177.10	1865	186.10	45464
159.05	939	168.10	6392	178.10	34	187.15	11148
160.15	2201	169.15	1026	179.05	10648	188.15	1745
161.10	2886	170.00	480	180.10	7225	189.10	2279
162.00	637	170.20	413	181.15	3143	189.95	448
162.20	551	171.10	174	182.05	629	190.30	199
163.15	458	172.15	1575	182.50	102	191.00	1568
163.80	125	173.25	1593	182.90	206	192.05	3291
164.10	208	174.15	2946	183.20	364	193.10	3409

Average of 3.071 to 3.081 min.: F200128.D\data.ms
dftpp
Modified:subtracted

m/z	abund.	m/z	abund.	m/z	abund.	m/z	abund.
194.15	912	205.15	17128	211.80	152	219.20	141
194.70	69	206.10	74181	212.20	111	219.50	100
195.00	647	207.15	8366	213.15	171	220.10	675
196.15	10248	208.05	2049	214.00	55	221.15	16830

198.10	273194	208.90	145	214.30	109	222.00	1845
199.10	20573	209.15	403	214.70	133	223.15	4146
200.05	1314	209.50	100	215.10	894	224.10	41093
201.65	1994	209.90	526	216.05	1774	225.10	9718
202.40	195	210.90	654	217.10	18128	226.15	1723
203.05	2030	211.10	1441	218.05	2290	227.10	18527
204.10	10860	211.30	666	218.90	65	228.10	2743

Average of 3.071 to 3.081 min.: F200128.D\data.ms
dftpp
Modified:subtracted

m/z	abund.	m/z	abund.	m/z	abund.	m/z	abund.
229.00	3786	237.85	164	246.15	6483	252.00	297
230.00	673	238.25	178	246.90	343	252.20	56
231.10	1589	238.60	66	247.10	653	252.50	133
232.30	78	239.15	757	247.70	80	253.05	820
232.60	86	240.10	643	247.95	258	255.10	171146
233.15	586	240.90	226	248.50	95	256.10	25660
234.15	1217	241.15	1099	249.10	1060	256.90	1478
235.15	1326	242.05	2160	250.00	167	257.10	432
236.10	735	243.10	2624	250.25	129	258.10	9117
236.80	289	244.15	32656	250.85	357	259.10	309
237.15	1509	245.10	4272	251.70	122	259.25	934

Average of 3.071 to 3.081 min.: F200128.D\data.ms
dftpp
Modified:subtracted

m/z	abund.	m/z	abund.	m/z	abund.	m/z	abund.
259.90	78	271.90	448	283.10	558	293.10	1359
261.10	231	273.05	5046	284.05	449	293.90	151
262.20	74	274.10	13831	285.15	1375	294.00	50
263.15	227	275.10	74501	285.90	58	294.15	492
264.00	429	276.10	10487	287.60	71	294.60	212
265.10	3652	277.10	6725	288.30	75	294.95	631
266.15	718	278.05	1434	289.10	188	296.05	20640
267.00	169	279.30	52	290.10	320	297.05	2600
269.20	88	280.40	100	291.00	219	298.10	120
270.10	306	281.80	154	291.90	77	298.30	132
271.10	540	282.20	272	292.20	186	301.00	110

Average of 3.071 to 3.081 min.: F200128.D\data.ms
dftpp
Modified:subtracted

m/z	abund.	m/z	abund.	m/z	abund.	m/z	abund.
301.25	175	311.30	70	323.10	6578	332.00	583
301.90	261	311.80	65	324.05	1256	333.00	631
303.15	3284	313.10	136	325.10	53	334.15	3896
303.90	152	314.05	1201	326.00	123	335.05	1172
304.20	428	315.05	3185	326.30	162	336.10	422
305.00	65	316.10	1223	327.05	1550	338.30	50
306.90	115	316.90	70	327.90	366	338.80	130
308.10	545	317.30	150	328.10	142	339.20	73
308.85	146	320.30	94	330.10	67	339.95	131
309.10	78	321.10	1026	330.30	91	340.90	204
310.15	270	322.00	57	331.00	66	341.10	824

Average of 3.071 to 3.081 min.: F200128.D\data.ms
dftpp
Modified:subtracted

m/z	abund.	m/z	abund.	m/z	abund.	m/z	abund.
342.10	254	359.20	257	375.60	72	397.80	67
342.60	149	359.90	55	380.90	87	401.00	176
346.05	1316	362.50	60	383.15	1026	401.20	173
346.80	139	363.65	251	383.90	131	402.05	1023
347.50	123	365.05	9164	390.10	218	402.30	324
349.80	131	365.90	829	390.40	66	403.00	2006
352.10	1878	366.20	245	391.00	207	404.05	906
353.20	1420	371.05	236	391.30	261	405.00	150
354.15	2044	372.20	3254	392.20	61	409.00	50
355.00	155	373.00	618	393.00	77	410.20	144
355.80	80	374.20	71	396.70	108	416.10	123

Average of 3.071 to 3.081 min.: F200128.D\data.ms

dftpp
Modified:subtracted

m/z	abund.	m/z	abund.	m/z	abund.	m/z	abund.
418.90	91	429.50	173	438.40	130	473.10	59
419.50	50	430.70	69	438.75	366	482.70	89
421.00	1954	431.70	291	439.30	332	484.60	97
422.10	1661	432.80	200	440.00	404	487.10	87
423.10	10258	434.00	93	441.10	25371	490.00	57
424.10	2856	435.20	277	442.10	155261	490.50	52
425.00	463	435.80	69	443.10	29736	498.00	104
425.90	121	436.50	135	444.05	2561		
426.50	50	436.90	266	444.80	101		
427.60	101	437.50	507	445.20	92		
428.90	90	437.90	63	461.70	85		

Quantitation Report (Qedit)

Data Path : C:\MSDCHEM\1\DATA\EF8747\
Data File : F200128.D
Acq On : 26 Jun 2021 2:25 am
Operator : chriss2
Sample : dftpp
Misc : op30563,ef8747,1000,,,1,1
ALS Vial : 1 Sample Multiplier: 1

Quant Time: Jun 26 02:31:54 2021
Quant Method : C:\MSDCHEM\1\METHODS\DFTPPF.M
Quant Title : Semi Volatile GC/MS, ZB-5MSi 30m x .25mm x .25um
QLast Update : Fri Apr 17 09:43:02 2020
Response via : Initial Calibration

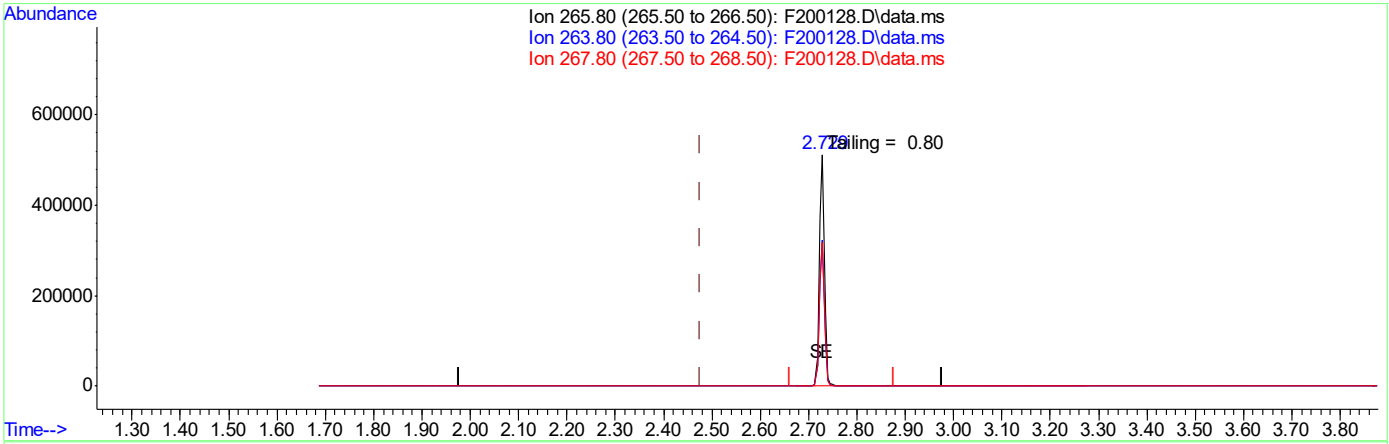

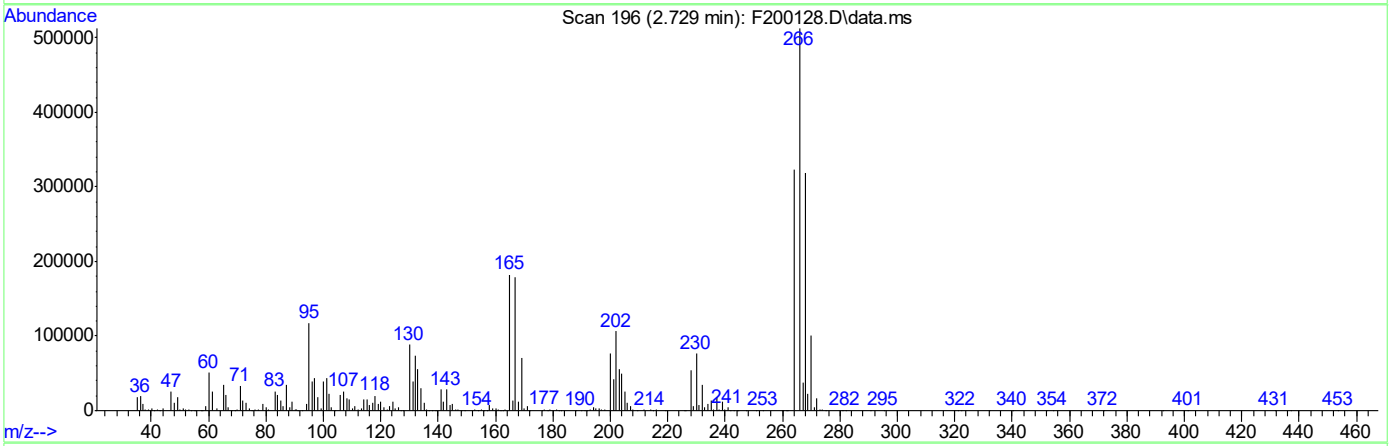

TIC: F200128.D\data.ms

(1) Pentachlorophenol (t)

2.729min (+0.252) 294.97ppb m

response 369754

Ion	Exp%	Act%
265.80	100	100
263.80	63.80	62.93
267.80	63.70	62.20
0.00	0.00	0.00

Quantitation Report (Qedit)

Data Path : C:\MSDCHEM\1\DATA\EF8747\
Data File : F200128.D
Acq On : 26 Jun 2021 2:25 am
Operator : chriss2
Sample : dftpp
Misc : op30563,ef8747,1000,,,1,1
ALS Vial : 1 Sample Multiplier: 1

Quant Time: Jun 26 02:31:54 2021
Quant Method : C:\MSDCHEM\1\METHODS\DFTPPF.M
Quant Title : Semi Volatile GC/MS, ZB-5MSi 30m x .25mm x .25um
QLast Update : Fri Apr 17 09:43:02 2020
Response via : Initial Calibration

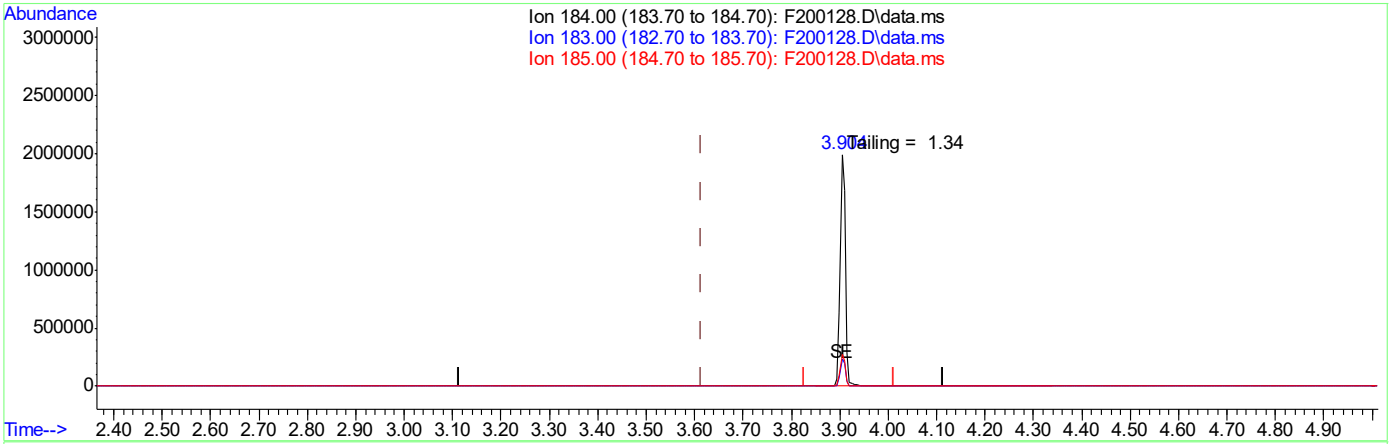

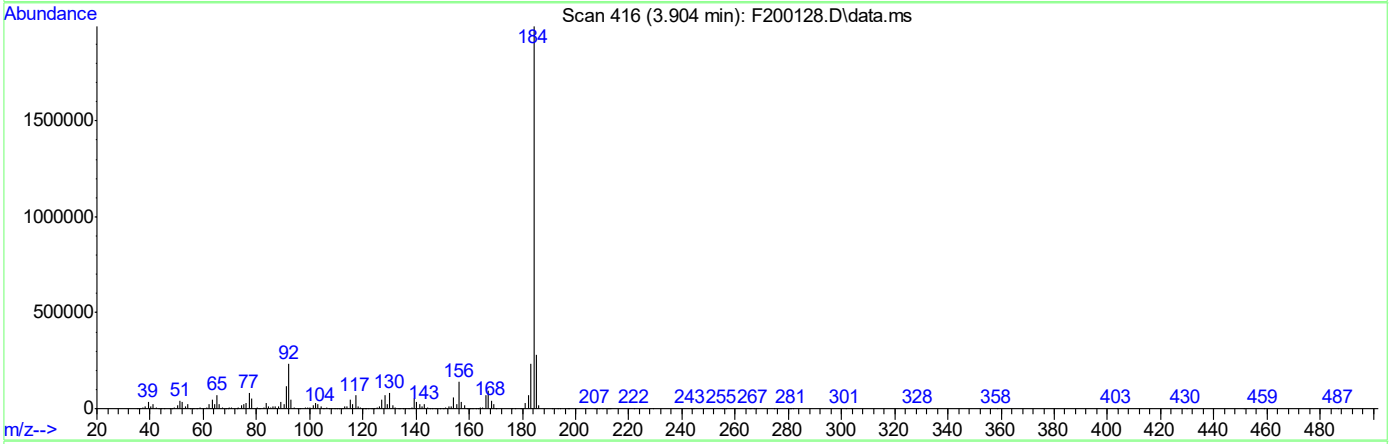

TIC: F200128.D\data.ms

(2) Benzidine (t)

3.904min (+0.289) 128.96ppb m

response 1527480

Ion	Exp%	Act%
184.00	100	100
183.00	10.40	0.00
185.00	13.80	0.00
0.00	0.00	0.00

Quantitation Report (Qedit)

Data Path : C:\MSDCHEM\1\DATA\EF8747\
Data File : F200128.D
Acq On : 26 Jun 2021 2:25 am
Operator : chriss2
Sample : dftpp
Misc : op30563,ef8747,1000,,,1,1
ALS Vial : 1 Sample Multiplier: 1

Quant Time: Jun 26 02:31:54 2021
Quant Method : C:\MSDCHEM\1\METHODS\DFTPPF.M
Quant Title : Semi Volatile GC/MS, ZB-5MSi 30m x .25mm x .25um
QLast Update : Fri Apr 17 09:43:02 2020
Response via : Initial Calibration

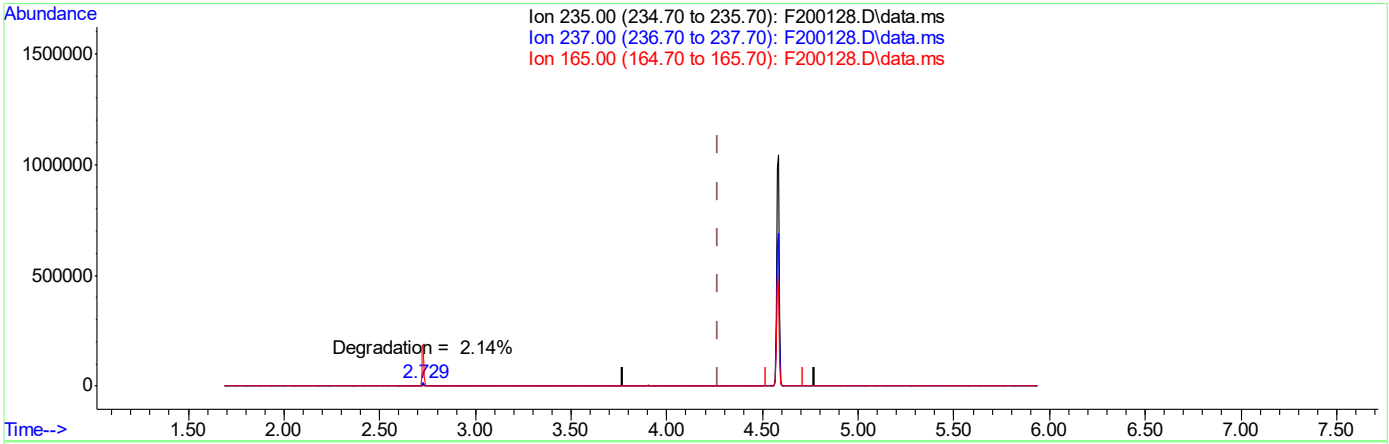

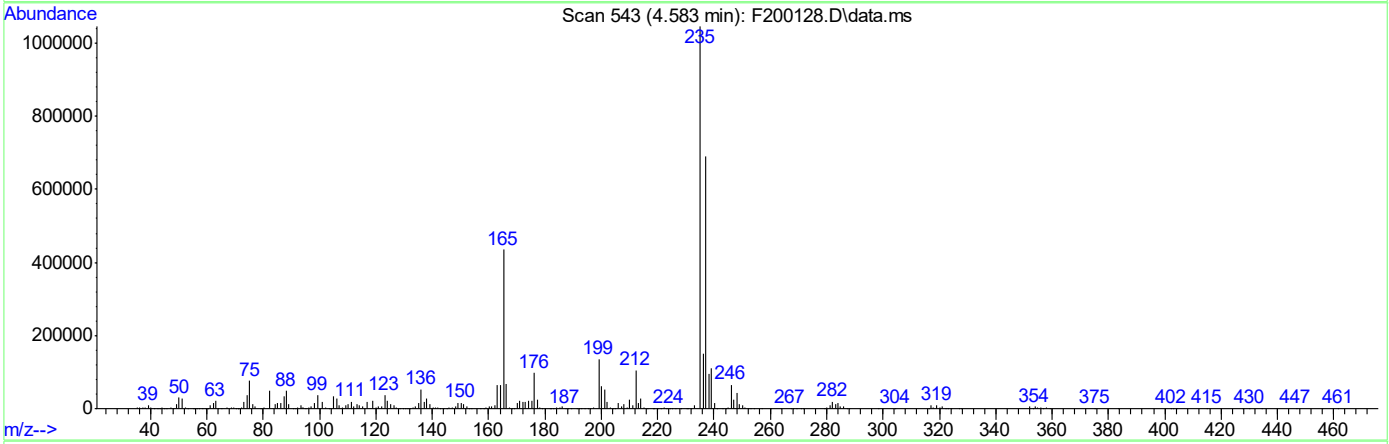

TIC: F200128.D\data.ms

(3) ddt (t)

4.583min (+0.310) 100.78ppb m

response 871487

Ion	Exp%	Act%
235.00	100	100
237.00	63.70	0.00#
165.00	52.30	0.00#
0.00	0.00	0.00

DFTPP

Data File : C:\MSDCHEM\1\DATA\EF8747\F200141.D Vial: 1
Acq On : 26 Jun 2021 7:50 am Operator: chriss2
Sample : dftpp Inst : GCMSF
Misc : op30563,ef8748,1000,,,1,1 Multiplr: 1.00
MS Integration Params: RTEINT.P

Method : C:\MSDCHEM\1\METHODS\DFTPPF.M (RTE Integrator)
Title : Semi Volatile GC/MS, ZB-5MSi 30m x .25mm x .25um

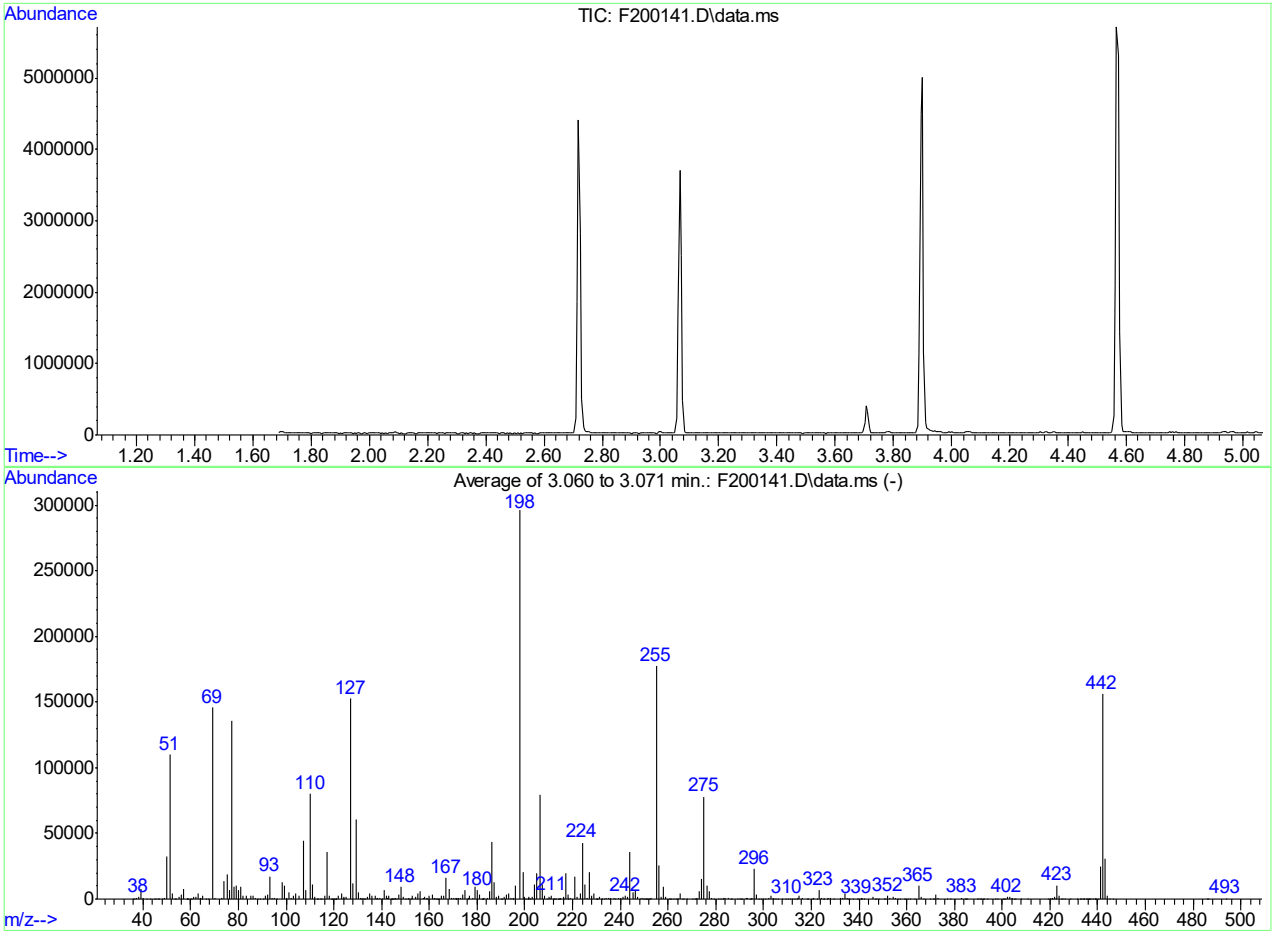

AutoFind: Scans 258, 259, 260; Background Corrected with Scan 250

Target Mass	Rel. to Mass	Lower Limit%	Upper Limit%	Rel. Abn%	Raw Abn	Result Pass/Fail
51	198	30	60	37.2	109987	PASS
68	69	0.00	2	0.0	0	PASS
69	198	0.00	100	49.2	145599	PASS
70	69	0.00	2	0.4	601	PASS
127	198	40	60	51.6	152682	PASS
197	198	0.00	1	0.0	0	PASS
198	198	100	100	100.0	295893	PASS
199	198	5	9	7.0	20589	PASS
275	198	10	30	26.4	78098	PASS
365	198	1	100	3.3	9893	PASS
441	443	0.10	100	79.4	24447	PASS
442	198	40	100	52.7	155984	PASS
443	442	17	23	19.7	30778	PASS

F200141.D DFTPPF.M Sat Jun 26 09:57:54 2021

Average of 3.060 to 3.071 min.: F200141.D\data.ms
dftpp
Modified:subtracted

m/z	abund.	m/z	abund.	m/z	abund.	m/z	abund.
36.10	190	46.90	131	58.20	97	66.20	237
36.40	162	48.00	179	58.50	165	67.40	135
37.15	511	49.10	1119	59.00	28	69.05	145599
38.20	1573	50.15	32309	59.95	131	70.20	601
39.15	8009	51.20	109987	60.20	69	73.15	1238
40.15	836	52.15	4584	61.20	1446	74.10	13835
41.40	261	53.15	356	62.20	1950	75.10	18917
43.00	93	53.80	58	63.15	4668	76.20	6761
45.00	119	55.05	1530	63.95	629	77.15	135709
45.30	302	56.20	3118	64.40	74	78.15	9675
46.00	60	57.15	7551	65.20	2294	79.10	10389

Average of 3.060 to 3.071 min.: F200141.D\data.ms
dftpp
Modified:subtracted

m/z	abund.	m/z	abund.	m/z	abund.	m/z	abund.
80.10	6774	92.10	3549	104.10	4301	116.30	2481
81.10	9140	93.10	17492	105.15	2787	117.10	36091
82.10	2599	94.10	1099	107.05	44179	118.15	2805
83.15	2986	95.15	492	108.15	6528	118.80	178
85.15	2386	96.10	448	110.10	80136	119.10	178
86.10	2209	98.10	13124	111.05	10829	119.70	86
87.10	1280	99.10	10447	112.10	1515	120.10	224
88.10	376	100.15	834	113.00	339	120.30	97
89.10	167	101.10	4831	113.30	68	120.90	141
90.40	98	102.05	547	114.40	117	121.05	158
91.10	2460	103.15	2679	114.90	66	122.05	2817

Average of 3.060 to 3.071 min.: F200141.D\data.ms
dftpp
Modified:subtracted

m/z	abund.	m/z	abund.	m/z	abund.	m/z	abund.
123.10	4094	132.60	103	142.05	2782	148.05	9046
124.00	855	133.15	360	142.60	504	149.10	1949
124.20	1431	134.10	1894	143.05	2555	150.05	407
125.20	1994	135.05	4270	144.00	219	151.00	200
127.10	152682	136.10	2528	144.30	221	151.25	1020
128.05	11773	137.15	2464	144.50	68	152.25	455
129.10	60530	138.00	356	145.00	323	153.05	2417
130.10	4958	138.30	476	145.20	422	154.15	1663
131.00	433	139.00	515	145.95	1018	155.15	3969
131.35	471	140.05	390	146.30	445	156.10	6173
132.00	515	141.05	6975	147.05	3708	157.30	1194

Average of 3.060 to 3.071 min.: F200141.D\data.ms
dftpp
Modified:subtracted

m/z	abund.	m/z	abund.	m/z	abund.	m/z	abund.
158.05	1657	165.15	2365	173.05	1283	182.30	359
158.90	256	166.20	2788	174.10	3527	182.50	188
159.05	925	167.10	16043	175.10	6620	183.05	500
160.05	2407	168.15	7976	176.10	322	184.10	1151
161.10	3160	169.10	812	176.25	1261	185.10	5718
161.85	401	170.10	472	177.00	2922	186.10	43296
162.10	549	170.90	265	178.15	750	187.10	12683
162.70	57	171.05	783	179.10	9712	188.05	1797
163.00	443	171.30	225	180.10	7144	189.15	2560
163.70	236	172.00	816	181.15	3738	189.95	129
164.20	271	172.20	488	182.00	433	190.20	429

Average of 3.060 to 3.071 min.: F200141.D\data.ms
dftpp
Modified:subtracted

m/z	abund.	m/z	abund.	m/z	abund.	m/z	abund.
191.15	1644	201.00	91	210.10	1344	216.00	280
192.05	3298	201.45	1410	210.70	920	216.15	1532
193.10	4165	201.70	916	211.20	2904	217.10	20058
194.15	799	202.00	125	212.00	170	218.10	3068

195.00	318	203.10	2144	212.20	274	218.30	256
195.20	475	204.10	10885	212.70	188	219.10	500
196.10	10430	205.15	20021	213.00	158	221.15	17431
198.10	295893	206.15	79672	213.90	56	221.95	2064
199.10	20589	207.10	11228	214.30	61	223.15	4686
200.00	1518	208.10	2781	214.60	116	224.15	42872
200.40	223	209.30	148	215.00	483	225.15	11310

Average of 3.060 to 3.071 min.: F200141.D\data.ms
dftpp
Modified:subtracted

m/z	abund.	m/z	abund.	m/z	abund.	m/z	abund.
226.10	505	234.10	1252	244.10	36125	251.50	121
227.10	20931	235.10	1186	245.15	4883	252.00	186
228.05	2524	235.70	163	246.10	6820	252.35	396
229.10	4403	236.10	1001	247.10	1485	253.05	928
229.90	366	237.15	1131	248.15	344	255.10	177192
230.10	245	238.00	279	249.00	989	256.10	25898
230.40	163	239.10	970	249.80	72	257.10	2166
231.15	1392	240.05	644	250.10	84	258.05	9778
232.10	128	241.15	1501	250.50	144	259.15	2041
232.40	106	242.10	2199	250.80	99	260.15	171
233.00	394	243.15	1936	251.00	178	261.05	408

Average of 3.060 to 3.071 min.: F200141.D\data.ms
dftpp
Modified:subtracted

m/z	abund.	m/z	abund.	m/z	abund.	m/z	abund.
261.50	134	271.80	169	283.00	165	293.20	483
262.20	86	272.05	639	283.20	532	294.05	259
263.25	261	273.10	6417	284.05	519	294.45	325
263.60	106	274.10	15158	285.15	1090	295.15	846
264.25	270	275.10	78098	286.20	236	296.10	22778
265.10	4042	276.15	9959	286.80	61	297.05	3072
265.85	367	277.05	6313	289.10	276	298.05	337
266.30	192	278.15	1265	290.00	322	298.70	76
268.10	57	279.05	370	290.20	65	299.90	145
270.15	458	281.15	318	291.00	161	300.95	147
271.05	399	281.85	267	293.00	678	302.20	549

Average of 3.060 to 3.071 min.: F200141.D\data.ms
dftpp
Modified:subtracted

m/z	abund.	m/z	abund.	m/z	abund.	m/z	abund.
303.15	2952	314.00	459	325.10	75	335.90	115
304.00	469	314.20	478	325.30	66	337.20	58
304.20	382	315.05	2822	326.60	256	339.10	247
305.15	329	316.10	1253	327.00	1121	339.80	103
306.10	64	318.10	151	328.15	895	340.80	52
307.95	176	318.50	61	329.50	130	341.00	535
309.05	335	320.40	193	332.00	568	341.30	201
310.00	351	321.05	533	333.10	730	342.15	295
311.00	67	322.30	303	334.15	4166	346.05	1455
312.00	65	323.10	6909	335.10	1258	346.90	74
313.00	377	324.15	1112	335.40	179	347.10	100

Average of 3.060 to 3.071 min.: F200141.D\data.ms
dftpp
Modified:subtracted

m/z	abund.	m/z	abund.	m/z	abund.	m/z	abund.
348.20	100	360.50	114	377.00	78	392.20	251
350.70	61	361.20	223	378.10	118	393.90	50
350.90	121	363.20	50	383.15	1093	397.10	53
352.10	2178	365.10	9893	384.15	277	397.80	87
352.95	1134	366.05	1582	384.90	75	400.20	88
354.15	1930	366.90	144	385.10	99	400.75	272
355.15	634	369.90	239	389.50	76	401.10	140
356.00	69	371.00	308	390.20	393	402.15	1646
357.05	163	371.20	198	390.80	76	403.10	1410
359.20	75	372.10	3204	391.00	166	404.00	556
359.50	133	373.10	713	391.90	74	404.30	460

Average of 3.060 to 3.071 min.: F200141.D\data.ms

dftpp
Modified:subtracted

m/z	abund.	m/z	abund.	m/z	abund.	m/z	abund.
405.00	64	423.10	10515	434.20	73	440.10	250
405.60	130	424.05	2453	435.10	74	441.10	24447
407.70	133	424.90	109	435.50	169	442.10	155984
410.50	62	425.20	288	435.80	67	443.10	30778
419.00	74	426.35	146	436.30	87	444.15	2764
419.90	79	428.50	74	436.60	141	445.10	91
420.10	127	431.40	61	437.20	244	446.40	65
420.90	183	432.70	67	437.70	332	485.60	57
421.10	1308	432.90	64	438.70	252	486.50	51
422.10	1410	433.60	79	438.90	262	493.60	59
422.40	171	434.00	300	439.55	433		

Quantitation Report (Qedit)

Data Path : C:\MSDCHEM\1\DATA\EF8747\
Data File : F200141.D
Acq On : 26 Jun 2021 7:50 am
Operator : chriss2
Sample : dftpp
Misc : op30563,ef8748,1000,,,1,1
ALS Vial : 1 Sample Multiplier: 1

Quant Time: Jun 26 07:56:05 2021
Quant Method : C:\MSDCHEM\1\METHODS\DFTPPF.M
Quant Title : Semi Volatile GC/MS, ZB-5MSi 30m x .25mm x .25um
QLast Update : Fri Apr 17 09:43:02 2020
Response via : Initial Calibration

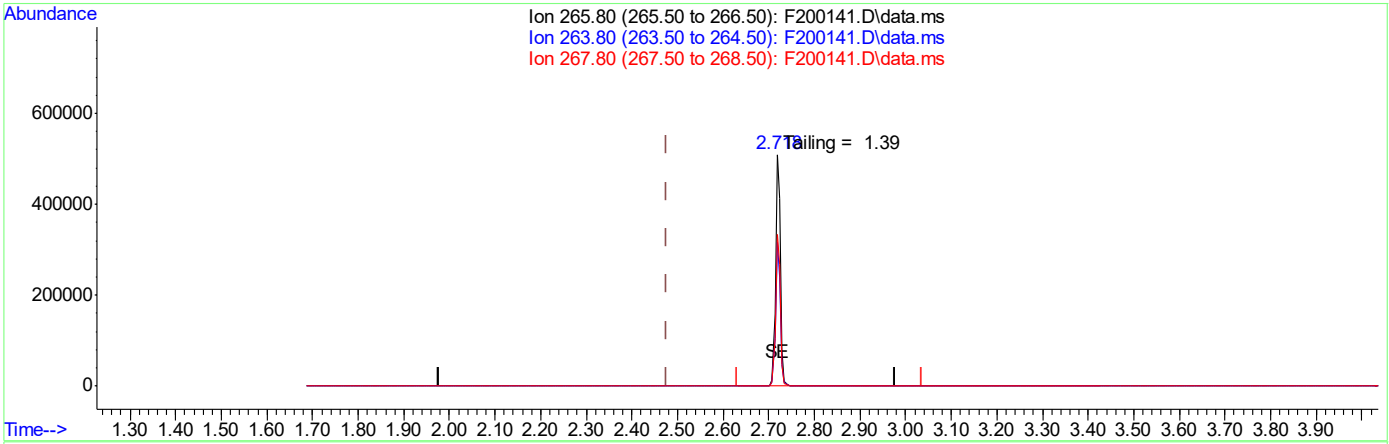

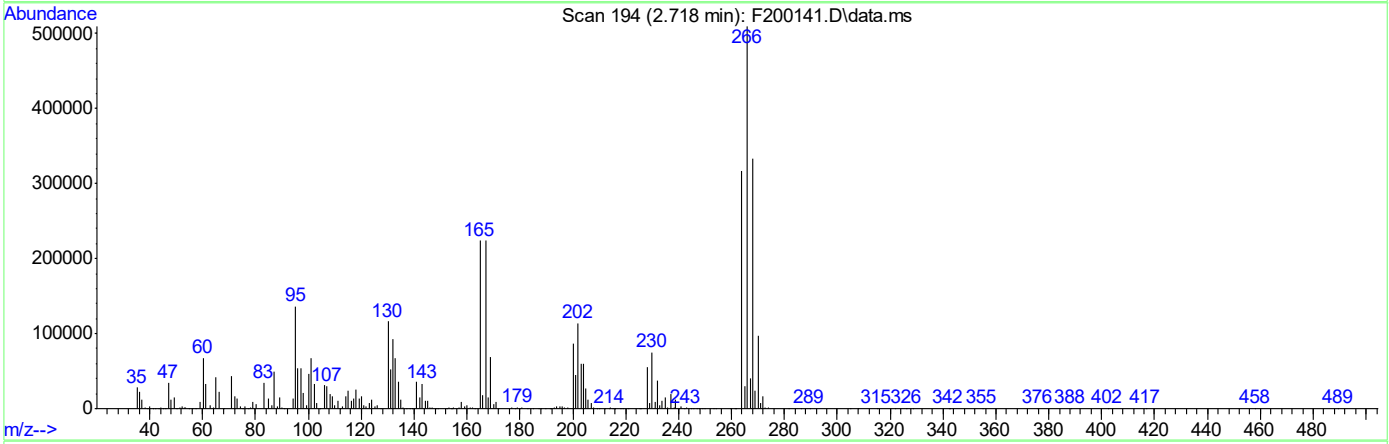

TIC: F200141.D\data.ms

(1) Pentachlorophenol (t)

2.718min (+0.241) 309.14ppb m

response 387505

Ion	Exp%	Act%
265.80	100	100
263.80	63.80	62.20
267.80	63.70	65.46
0.00	0.00	0.00

Quantitation Report (Qedit)

Data Path : C:\MSDCHEM\1\DATA\EF8747\
Data File : F200141.D
Acq On : 26 Jun 2021 7:50 am
Operator : chriss2
Sample : dftpp
Misc : op30563,ef8748,1000,,,1,1
ALS Vial : 1 Sample Multiplier: 1

Quant Time: Jun 26 07:56:05 2021
Quant Method : C:\MSDCHEM\1\METHODS\DFTPPF.M
Quant Title : Semi Volatile GC/MS, ZB-5MSi 30m x .25mm x .25um
QLast Update : Fri Apr 17 09:43:02 2020
Response via : Initial Calibration

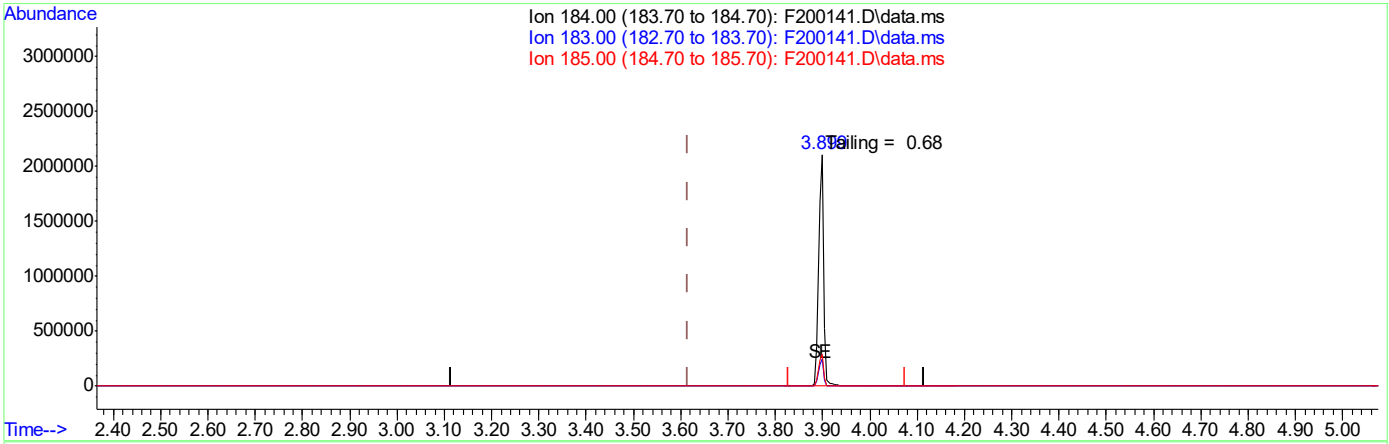

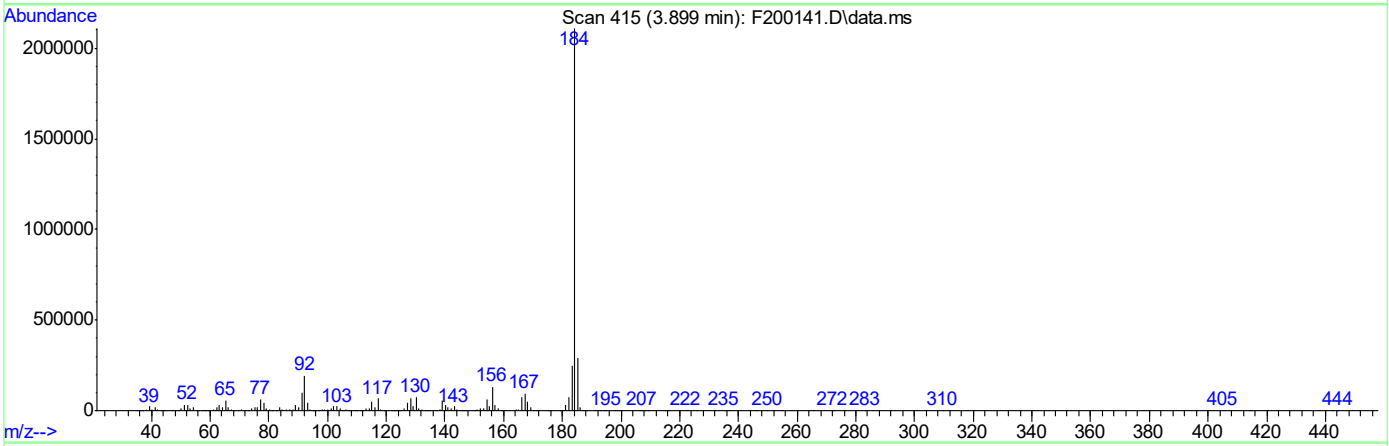

TIC: F200141.D\data.ms

(2) Benzidine (t)

3.899min (+0.284) 132.31ppb m

response 1567099

Ion	Exp%	Act%
184.00	100	100
183.00	10.40	0.00
185.00	13.80	0.00
0.00	0.00	0.00

Quantitation Report (Qedit)

Data Path : C:\MSDCHEM\1\DATA\EF8747\
Data File : F200141.D
Acq On : 26 Jun 2021 7:50 am
Operator : chriss2
Sample : dftpp
Misc : op30563,ef8748,1000,,,1,1
ALS Vial : 1 Sample Multiplier: 1

Quant Time: Jun 26 07:56:05 2021
Quant Method : C:\MSDCHEM\1\METHODS\DFTPPF.M
Quant Title : Semi Volatile GC/MS, ZB-5MSi 30m x .25mm x .25um
QLast Update : Fri Apr 17 09:43:02 2020
Response via : Initial Calibration

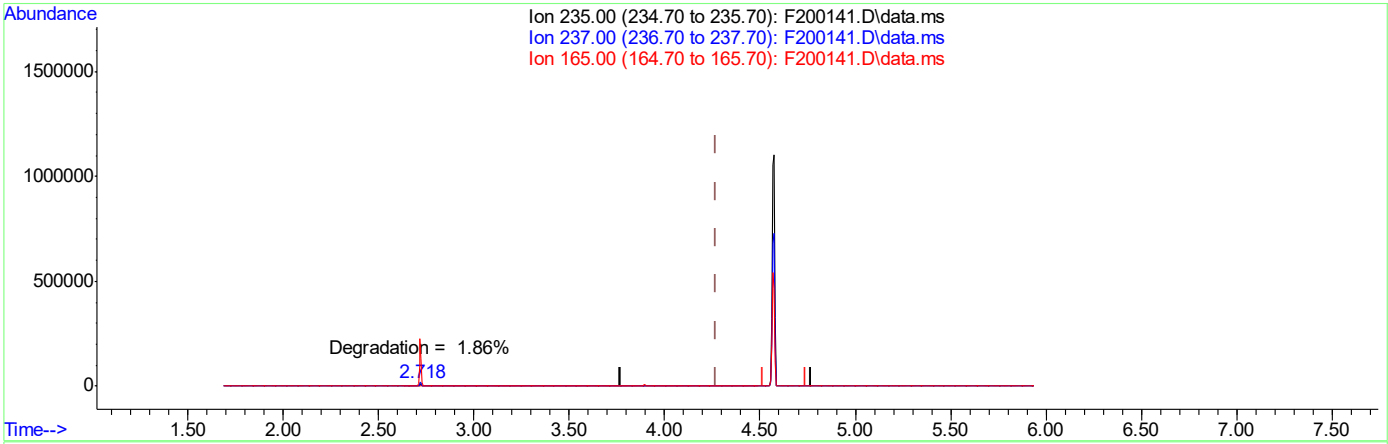

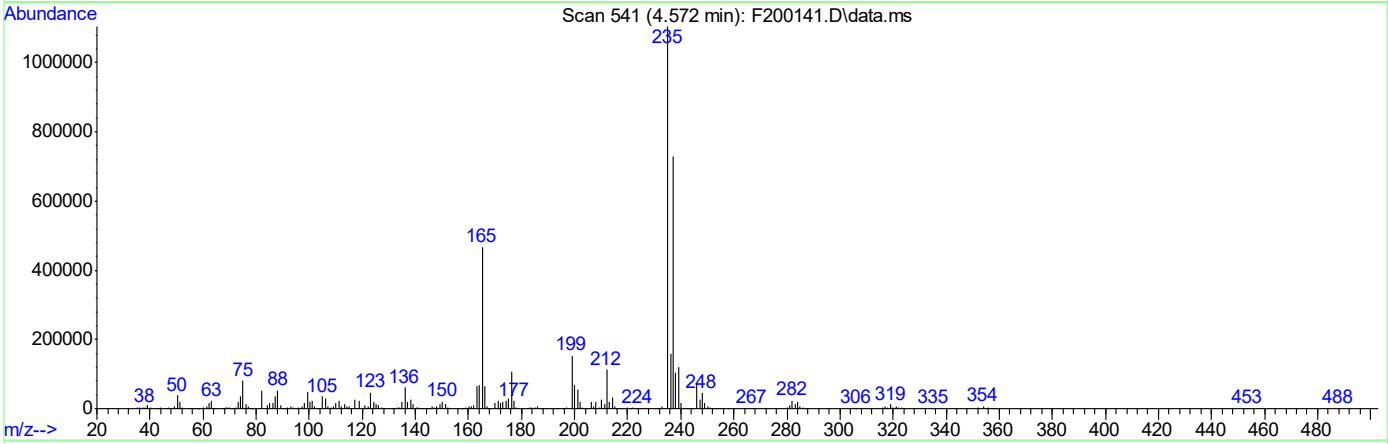

TIC: F200141.D\data.ms

(3) ddt (t)

4.572min (+0.300) 106.26ppb m

response 918838

Ion	Exp%	Act%
235.00	100	100
237.00	63.70	0.00#
165.00	52.30	0.00#
0.00	0.00	0.00

DFTPP

Data File : C:\msdchem\1\data\altheam\ef8811\f201309.d Vial: 1
Acq On : 20 Aug 2021 11:08 pm Operator: chriss2
Sample : dftpp Inst : GCMSF
Misc : op34584,ef8811,1000,,,1,1 Multiplr: 1.00
MS Integration Params: RTEINT.P

Method : C:\MSDCHEM\1\METHODS\DFTPPF.M (RTE Integrator)
Title : Semi Volatile GC/MS, ZB-5MSi 30m x .25mm x .25um

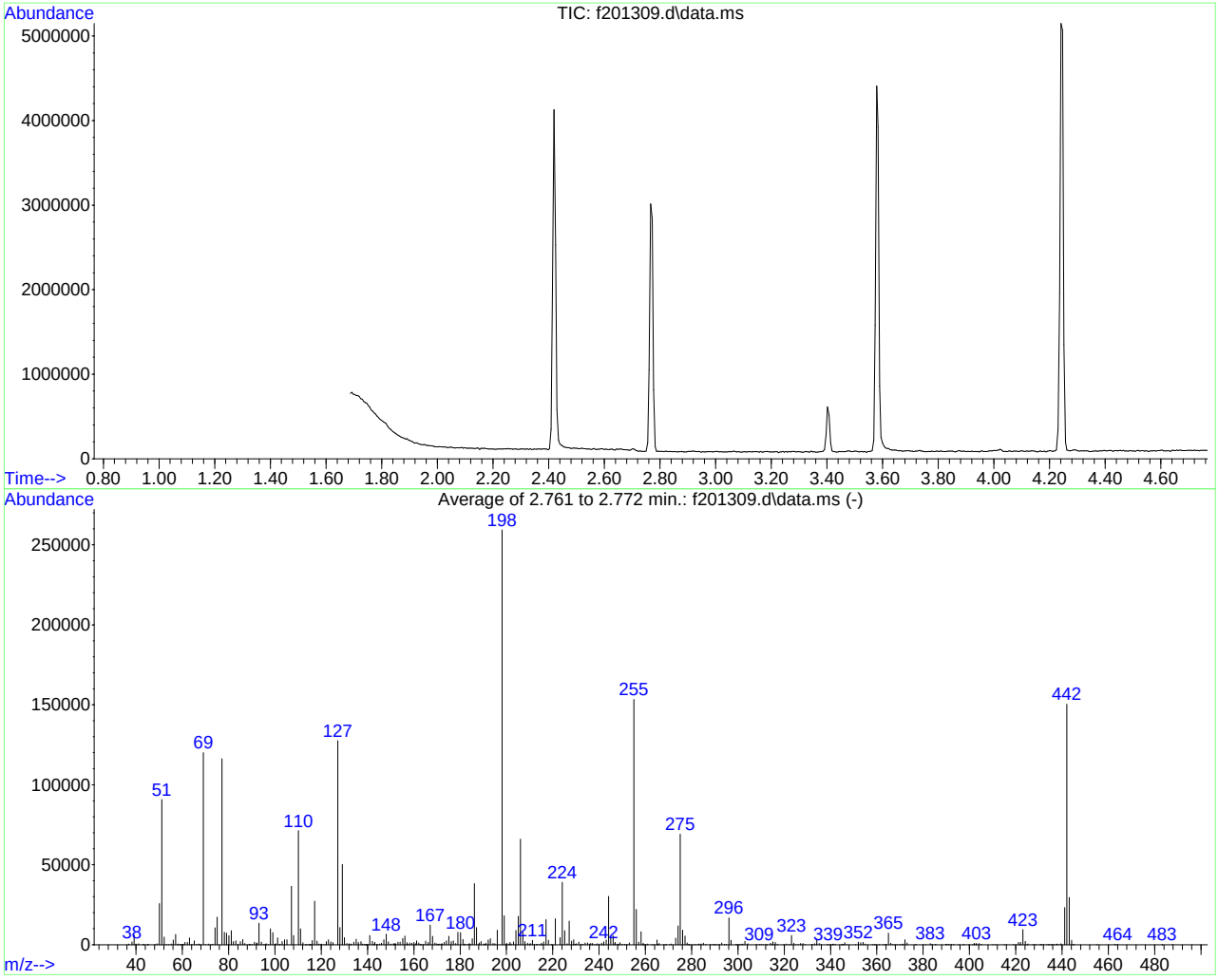

AutoFind: Scans 202, 203, 204; Background Corrected with Scan 198

Target Mass	Rel. to Mass	Lower Limit%	Upper Limit%	Rel. Abn%	Raw Abn	Result Pass/Fail
51	198	30	60	35.0	90804	PASS
68	69	0.00	2	0.0	0	PASS
69	198	0.00	100	46.3	119989	PASS
70	69	0.00	2	0.0	32	PASS
127	198	40	60	49.2	127493	PASS
197	198	0.00	1	0.0	0	PASS
198	198	100	100	100.0	259251	PASS
199	198	5	9	6.9	17993	PASS
275	198	10	30	26.7	69189	PASS
365	198	1	100	2.8	7172	PASS
441	443	0.10	100	78.4	23202	PASS
442	198	40	100	58.0	150355	PASS
443	442	17	23	19.7	29609	PASS

f201309.d DFTPPF.M Mon Aug 23 02:43:47 2021

Average of 2.761 to 2.772 min.: f201309.d\data.ms
dftpp
Modified:subtracted

m/z	abund.	m/z	abund.	m/z	abund.	m/z	abund.
36.90	387	49.10	525	59.00	222	67.50	182
38.20	1819	50.10	25793	59.50	97	69.05	119989
39.15	5987	51.15	90804	60.10	176	70.15	32
40.00	457	52.15	4704	60.40	187	71.25	469
41.10	573	53.10	149	61.15	1373	72.25	160
43.00	248	54.00	91	62.15	1450	73.10	279
43.50	159	55.10	429	63.10	4264	74.15	10496
44.90	64	56.10	2870	64.15	334	75.10	17264
45.10	132	57.10	6399	65.15	2462	77.15	116175
45.30	185	58.00	61	66.15	211	78.10	7811
48.10	72	58.15	395	67.15	364	79.05	7282

Average of 2.761 to 2.772 min.: f201309.d\data.ms
dftpp
Modified:subtracted

m/z	abund.	m/z	abund.	m/z	abund.	m/z	abund.
80.10	5557	90.10	96	99.10	7610	110.10	71268
81.15	8752	91.10	1666	100.00	296	111.10	9839
82.05	1957	92.10	938	100.30	526	112.05	1193
83.10	2431	92.30	1018	101.10	4241	113.10	8
84.00	107	93.10	13350	102.00	94	114.10	98
85.10	1965	94.15	1637	102.20	298	114.70	56
86.10	3259	95.30	187	103.10	1904	115.05	223
87.00	715	95.95	95	104.10	3070	115.30	9
88.90	223	96.20	586	105.15	3023	116.15	2533
89.10	189	97.10	160	107.10	36571	117.10	27226
89.40	73	98.10	9916	108.10	5732	118.15	2253

Average of 2.761 to 2.772 min.: f201309.d\data.ms
dftpp
Modified:subtracted

m/z	abund.	m/z	abund.	m/z	abund.	m/z	abund.
118.95	452	129.10	50227	138.60	157	145.15	481
119.70	149	130.05	4378	139.00	122	146.05	863
120.10	401	131.05	775	139.40	52	147.05	3136
121.20	154	132.10	524	139.60	173	148.05	6559
122.00	138	132.80	65	140.00	268	149.05	1707
122.15	1909	132.95	383	141.00	5707	150.00	412
123.15	3051	134.05	1514	142.10	2082	151.15	604
124.15	1700	135.10	3476	142.70	263	151.40	381
125.05	1310	136.05	1397	143.10	1374	151.80	635
127.10	127493	137.15	1998	143.90	95	152.20	661
128.10	10767	137.90	424	144.20	256	153.15	1673

Average of 2.761 to 2.772 min.: f201309.d\data.ms
dftpp
Modified:subtracted

m/z	abund.	m/z	abund.	m/z	abund.	m/z	abund.
154.05	1613	162.10	1089	169.90	515	178.15	735
155.20	3884	162.70	57	170.40	335	179.05	7754
156.10	5379	162.90	146	170.75	339	180.15	7517
156.90	321	163.15	256	171.20	354	181.15	3277
157.10	1237	164.15	219	171.90	468	181.90	190
157.60	171	165.10	2307	172.20	651	182.05	384
158.15	1183	166.00	319	173.20	1459	183.20	287
159.10	863	166.20	1414	174.05	2436	184.00	700
160.05	1476	167.10	12260	175.10	5308	184.40	295
160.90	541	168.10	5216	176.15	1870	185.20	3812
161.20	2466	169.10	1070	177.10	2484	186.10	38147

Average of 2.761 to 2.772 min.: f201309.d\data.ms
dftpp
Modified:subtracted

m/z	abund.	m/z	abund.	m/z	abund.	m/z	abund.
187.10	10718	198.10	259251	207.10	7775	215.15	939
188.20	1161	199.05	17993	208.05	1970	216.10	1774
189.00	1897	199.90	251	209.15	899	217.10	15743
190.15	375	200.10	989	210.00	179	218.10	2822
190.80	267	201.10	417	210.30	779	219.40	187
191.15	912	201.55	1383	211.20	2703	221.10	16213
192.10	2969	202.00	424	212.00	238	223.15	4440
193.10	3686	203.10	1789	212.90	95	224.10	38966
194.15	844	204.15	8984	213.15	314	225.10	8782
195.05	669	205.10	17741	214.20	73	226.20	626
196.10	9021	206.10	65990	215.00	67	227.10	14782

Average of 2.761 to 2.772 min.: f201309.d\data.ms

DFTPPF.M Mon Aug 23 02:43:14 2021 Page: 0

dftpp
Modified:subtracted

m/z	abund.	m/z	abund.	m/z	abund.	m/z	abund.
228.15	2265	236.15	724	244.10	30143	251.90	141
228.90	294	237.00	779	245.10	4222	252.10	91
229.10	3044	237.20	656	246.10	5596	253.10	1043
229.80	308	238.10	73	246.80	555	255.10	153291
230.20	580	238.90	146	247.05	1365	256.10	22082
231.20	1617	239.20	621	247.70	116	257.10	1641
232.30	294	240.10	478	248.15	371	258.10	8068
233.05	223	241.10	929	248.50	101	258.90	77
234.05	1051	241.90	301	249.05	1285	259.05	999
235.05	1172	242.10	1688	250.00	189	259.40	142
236.00	187	243.10	2884	251.00	299	260.00	64

Average of 2.761 to 2.772 min.: f201309.d\data.ms
dftpp
Modified:subtracted

m/z	abund.	m/z	abund.	m/z	abund.	m/z	abund.
260.20	122	270.50	69	281.05	41	290.30	98
261.00	476	271.15	392	281.90	133	291.00	84
262.90	85	273.10	4163	282.90	235	291.95	251
263.70	86	274.10	11798	283.20	431	293.00	1115
264.90	361	275.10	69189	284.15	509	294.10	314
265.10	2866	276.10	9147	285.10	940	294.95	305
265.50	261	277.10	5401	286.15	293	296.10	16766
266.00	749	278.05	1045	288.10	226	297.05	2839
268.10	79	278.70	61	289.00	110	299.10	78
268.70	116	278.90	60	289.60	99	299.60	58
269.20	172	279.10	236	290.00	109	300.50	113

Average of 2.761 to 2.772 min.: f201309.d\data.ms
dftpp
Modified:subtracted

m/z	abund.	m/z	abund.	m/z	abund.	m/z	abund.
301.00	222	314.10	869	325.10	121	335.05	803
301.80	181	314.90	190	326.05	123	336.00	52
302.15	358	315.10	1797	326.90	115	338.70	51
303.05	2045	315.90	93	327.10	846	339.00	62
304.25	557	316.10	1435	328.05	793	339.90	64
308.00	348	317.10	214	329.00	153	340.25	148
309.20	296	319.80	161	331.90	60	340.95	234
310.05	291	321.00	457	332.15	340	341.20	458
311.00	96	322.20	289	333.10	649	342.05	208
312.10	52	323.10	5826	333.90	354	344.80	84
312.70	136	324.15	921	334.10	3652	345.00	134

Average of 2.761 to 2.772 min.: f201309.d\data.ms
dftpp
Modified:subtracted

m/z	abund.	m/z	abund.	m/z	abund.	m/z	abund.
345.40	68	359.30	126	370.90	75	385.50	62
345.70	68	361.10	57	371.20	406	389.90	220
346.15	1264	362.80	99	372.10	3129	390.15	253
347.10	169	363.50	73	373.10	1133	390.90	155
350.90	126	364.10	132	376.70	56	391.20	228
352.05	1557	365.05	7172	377.10	99	392.25	331
353.10	1333	366.05	906	379.90	86	393.20	211
354.10	1503	367.00	137	381.10	61	395.40	54
355.05	449	367.80	59	383.10	810	397.30	140
358.10	62	368.70	64	383.85	216	397.80	91
358.95	187	369.95	239	385.20	82	399.90	82

Average of 2.761 to 2.772 min.: f201309.d\data.ms
dftpp
Modified:subtracted

m/z	abund.	m/z	abund.	m/z	abund.	m/z	abund.
401.30	150	419.00	56	430.60	128	437.85	427
402.00	611	421.15	1382	430.90	77	438.60	124
402.20	682	421.90	65	431.25	136	439.60	603
402.90	481	422.10	1349	432.10	236	441.10	23202
403.10	835	423.10	9341	433.40	59	442.10	150355
404.20	744	424.15	2043	434.10	111	443.10	29609
405.10	234	424.90	135	434.60	64	444.10	2812
410.10	85	425.30	436	435.20	110	444.80	83
411.20	62	427.40	148	435.65	216	445.20	102
415.10	74	428.20	51	436.50	141	455.00	56
416.00	63	429.00	64	437.35	143	462.80	59

Average of 2.761 to 2.772 min.: f201309.d\data.ms
dftpp

DFTPPF.M Mon Aug 23 02:43:14 2021 Page: 1

Modified:subtracted

m/z	abund.	m/z	abund.	m/z	abund.	m/z	abund.
463.40	52						
464.00	81						
483.20	75						
483.40	51						
487.70	72						

Quantitation Report (Qedit)

Data Path : C:\msdchem\1\data\altheam\ef8811\
Data File : f201309.d
Acq On : 20 Aug 2021 11:08 pm
Operator : chriss2
Sample : dftpp Inst : GCMSF
Misc : op34584,ef8811,1000,,,1,1
ALS Vial : 1 Sample Multiplier: 1

Quant Method : C:\MSDCHEM\1\METHODS\DFTPPF.M
Quant Results File: DFTPPF.RES
Quant Time: Aug 23 02:43:11 2021
Quant Title : Semi Volatile GC/MS, ZB-5MSi 30m x .25mm x .25um
QLast Update : Wed Aug 11 02:27:34 2021
Response via : Initial Calibration

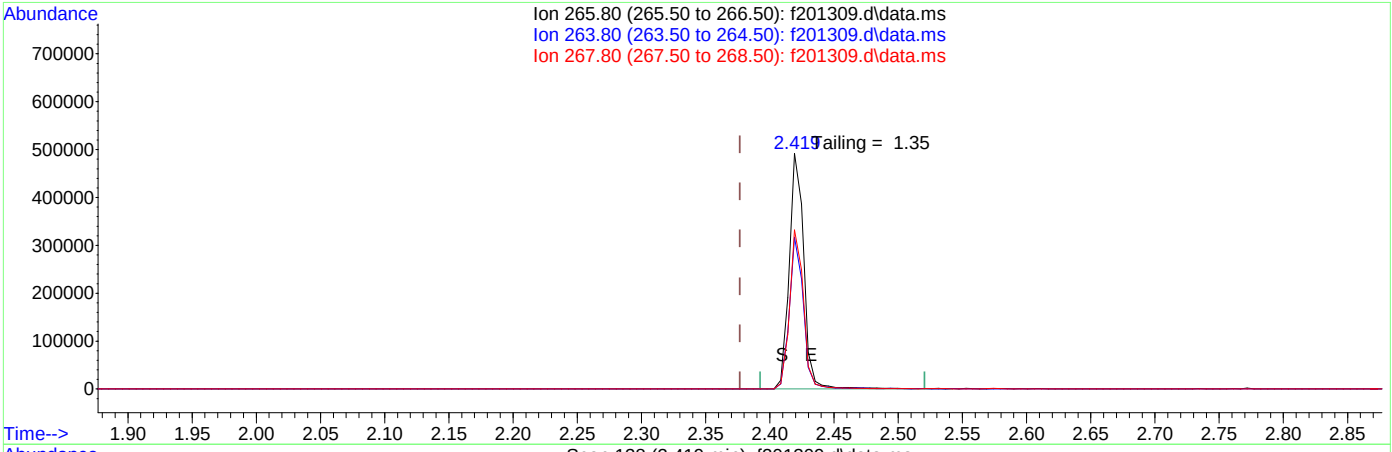

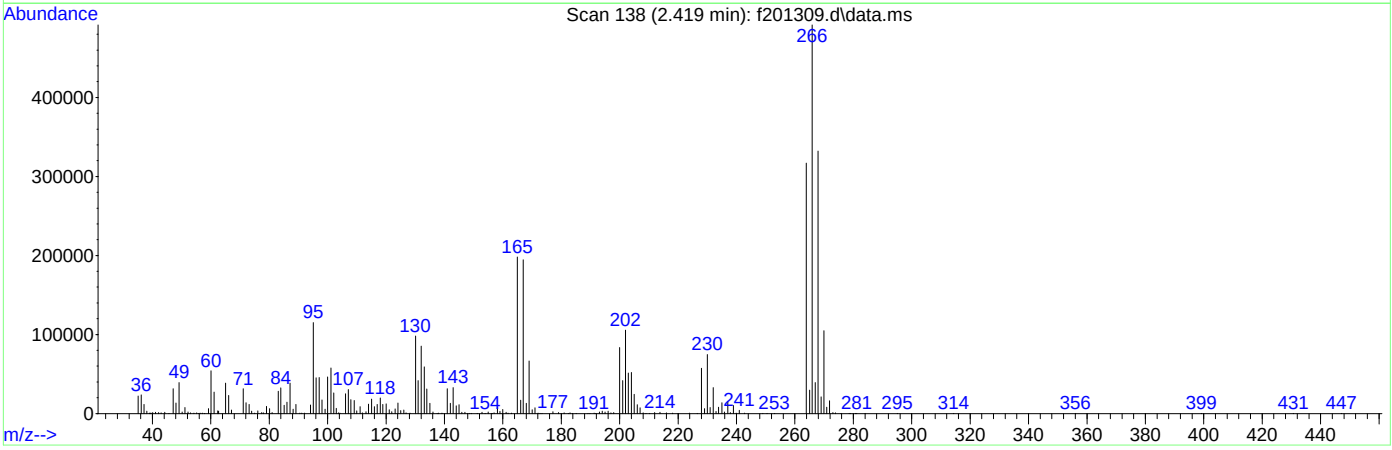

TIC: f201309.d\data.ms

(1) Pentachlorophenol (t)

2.419min (+0.043) 210.51ppb

response 391319

Ion	Exp%	Act%
265.80	100	100
263.80	61.70	64.35
267.80	61.80	67.50
0.00	0.00	0.00

Quantitation Report (Qedit)

Data Path : C:\msdchem\1\data\altheam\ef8811\
Data File : f201309.d
Acq On : 20 Aug 2021 11:08 pm
Operator : chriss2
Sample : dftpp Inst : GCMSF
Misc : op34584,ef8811,1000,,,1,1
ALS Vial : 1 Sample Multiplier: 1

Quant Method : C:\MSDCHEM\1\METHODS\DFTPPF.M
Quant Results File: DFTPPF.RES
Quant Time: Aug 23 02:43:11 2021
Quant Title : Semi Volatile GC/MS, ZB-5MSi 30m x .25mm x .25um
QLast Update : Wed Aug 11 02:27:34 2021
Response via : Initial Calibration

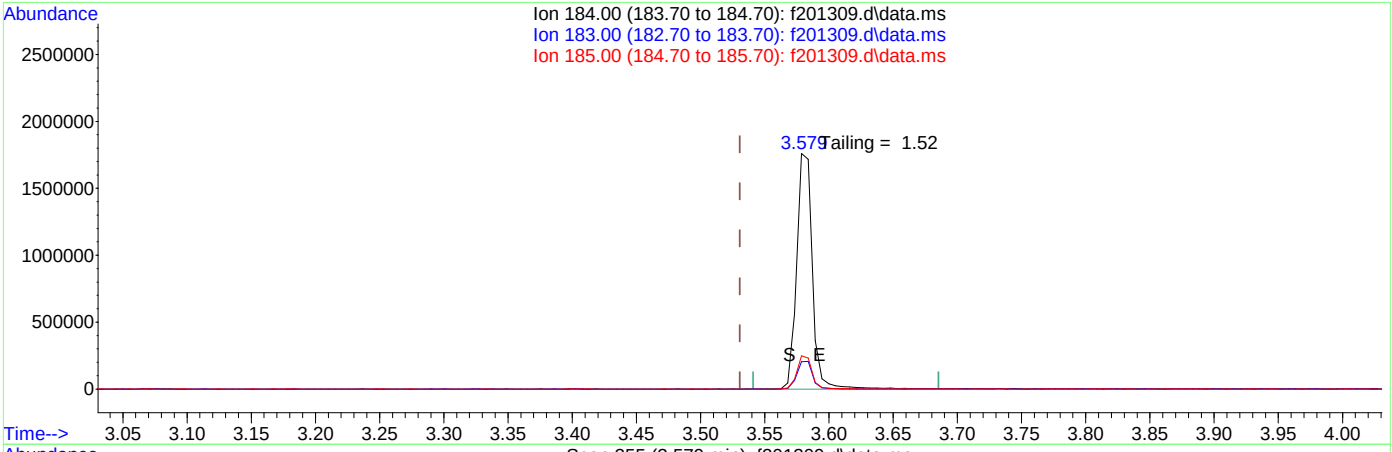

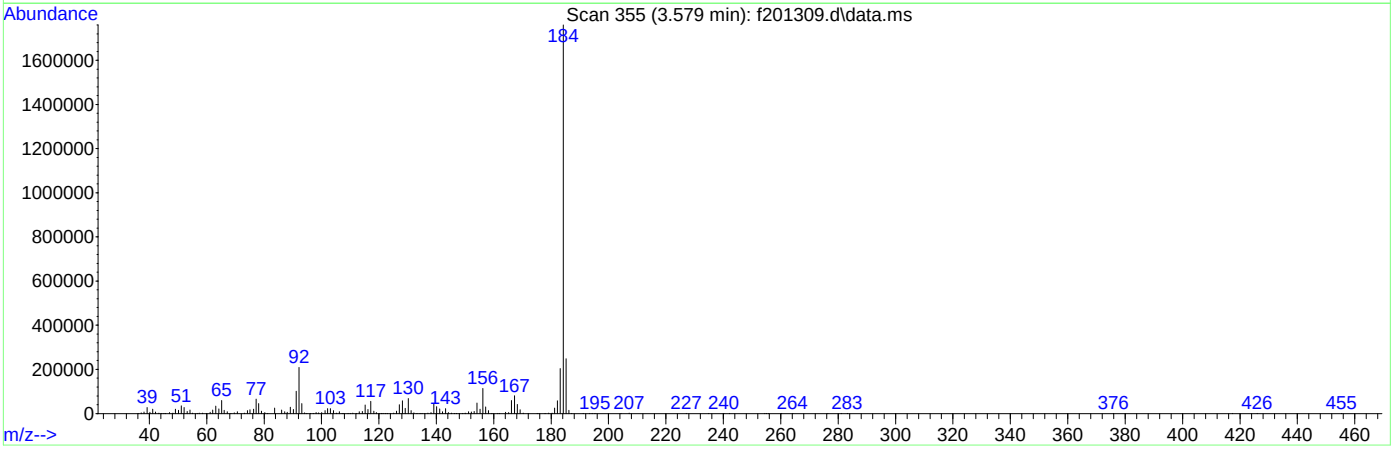

TIC: f201309.d\data.ms

(2) Benzidine (t)

3.579min (+0.048) 80.27ppb

response 1503663

Ion	Exp%	Act%
184.00	100	100
183.00	11.30	11.73
185.00	13.30	13.65
0.00	0.00	0.00

Quantitation Report (Qedit)

Data Path : C:\msdchem\1\data\altheam\ef8811\
Data File : f201309.d
Acq On : 20 Aug 2021 11:08 pm
Operator : chriss2
Sample : dftpp Inst : GCMSF
Misc : op34584,ef8811,1000,,,1,1
ALS Vial : 1 Sample Multiplier: 1

Quant Method : C:\MSDCHEM\1\METHODS\DFTPPF.M
Quant Results File: DFTPPF.RES
Quant Time: Aug 23 02:43:11 2021
Quant Title : Semi Volatile GC/MS, ZB-5MSi 30m x .25mm x .25um
QLast Update : Wed Aug 11 02:27:34 2021
Response via : Initial Calibration

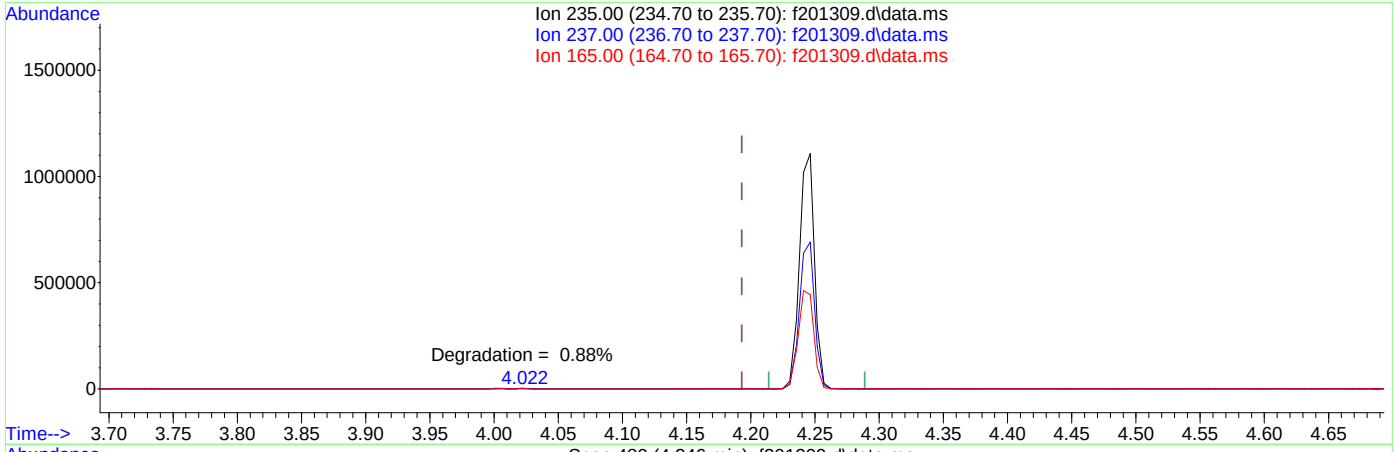

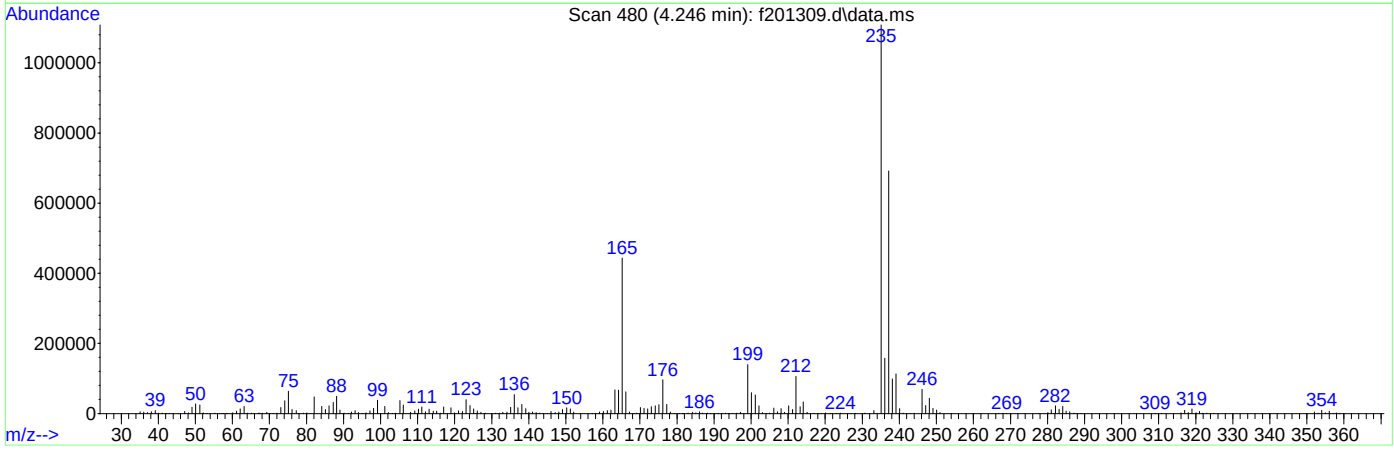

TIC: f201309.d\data.ms

(3) ddt (t)

4.246min (+0.053) 58.28ppb

response 905063

Ion	Exp%	Act%
235.00	100	100
237.00	63.60	63.27
165.00	39.60	43.65
0.00	0.00	0.00

DFTPP

Data File : C:\MSDCHEM\1\DATA\EF8812\F201337.D Vial: 1
Acq On : 23 Aug 2021 9:59 am Operator: kristis
Sample : dftpp Inst : GCMSF
Misc : op34584,ef8812,1000,,,1,1 Multiplr: 1.00
MS Integration Params: RTEINT.P

Method : C:\MSDCHEM\1\METHODS\DFTPPF.M (RTE Integrator)
Title : Semi Volatile GC/MS, ZB-5MSi 30m x .25mm x .25um

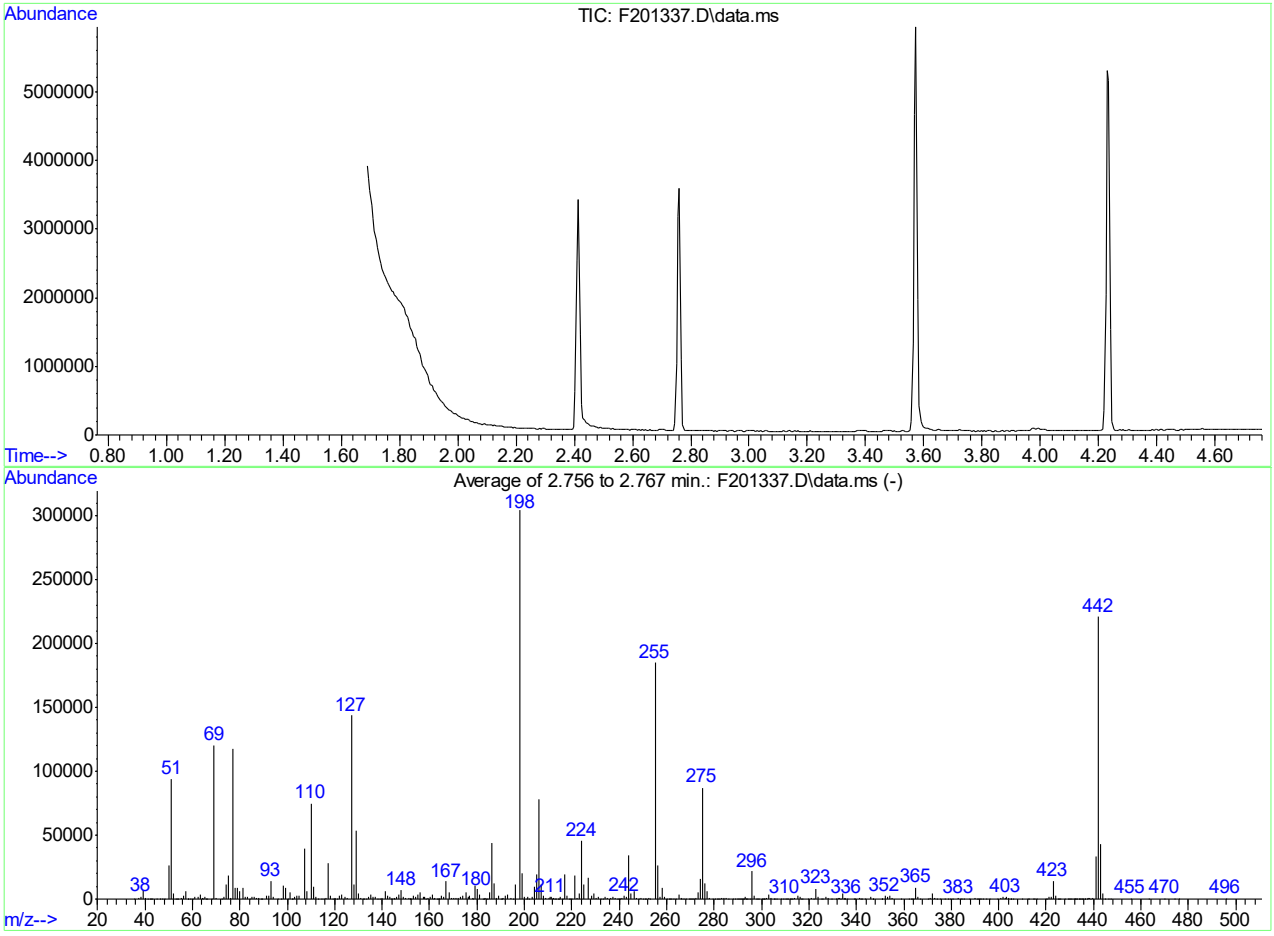

AutoFind: Scans 201, 202, 203; Background Corrected with Scan 195

Target Mass	Rel. to Mass	Lower Limit%	Upper Limit%	Rel. Abn%	Raw Abn	Result Pass/Fail
51	198	30	60	30.9	94033	PASS
68	69	0.00	2	0.1	91	PASS
69	198	0.00	100	39.7	120571	PASS
70	69	0.00	2	0.8	922	PASS
127	198	40	60	47.3	143746	PASS
197	198	0.00	1	0.0	0	PASS
198	198	100	100	100.0	304040	PASS
199	198	5	9	6.7	20235	PASS
275	198	10	30	28.7	87272	PASS
365	198	1	100	3.0	8971	PASS
441	443	0.10	100	76.6	33282	PASS
442	198	40	100	72.7	220992	PASS
443	442	17	23	19.7	43429	PASS

F201337.D DFTPPF.M Mon Aug 23 15:10:14 2021

Average of 2.756 to 2.767 min.: F201337.D\data.ms
dftpp
Modified:subtracted

m/z	abund.	m/z	abund.	m/z	abund.	m/z	abund.
35.20	115	47.15	345	58.00	262	66.40	101
37.10	642	48.35	229	58.20	463	68.10	91
38.10	1876	50.15	26581	59.20	360	69.10	120571
39.15	7086	51.20	94033	60.20	86	70.10	922
40.15	687	52.15	4330	61.20	1461	72.20	66
41.10	254	53.10	259	62.15	1734	73.10	1400
42.10	26	53.35	22	63.15	3665	74.20	11471
42.30	317	54.10	33	64.05	555	75.10	18519
43.15	261	55.15	1055	64.40	56	76.20	657
45.10	186	56.10	2545	65.20	2037	77.15	117891
46.50	52	57.15	6283	65.80	51	78.10	8600

Average of 2.756 to 2.767 min.: F201337.D\data.ms
dftpp
Modified:subtracted

m/z	abund.	m/z	abund.	m/z	abund.	m/z	abund.
79.10	8747	89.40	55	102.10	320	114.20	152
80.05	6330	91.10	2433	102.30	102	115.15	422
81.10	8444	92.10	2366	103.10	1961	116.15	1183
82.10	1629	93.10	14426	104.05	3100	117.10	27872
83.10	1896	94.10	1658	105.10	2550	118.05	2450
84.10	35	96.15	274	107.10	39306	119.25	334
85.10	1542	97.20	475	108.10	6252	119.90	101
86.10	2054	98.10	10131	110.10	74585	120.15	512
87.10	978	99.10	8422	111.10	9656	121.20	217
88.10	607	100.20	386	112.10	1410	122.05	2585
88.80	60	101.10	4936	112.80	164	123.10	3899

Average of 2.756 to 2.767 min.: F201337.D\data.ms
dftpp
Modified:subtracted

m/z	abund.	m/z	abund.	m/z	abund.	m/z	abund.
124.10	1892	135.10	3404	144.95	485	153.15	2299
125.05	1035	136.15	1447	145.30	161	154.10	1648
127.10	143746	137.10	2135	146.05	1471	155.15	3844
128.15	11547	137.90	358	147.10	3614	156.15	5552
129.10	53764	139.10	373	148.10	7043	157.20	1415
130.15	4029	140.15	496	149.10	1749	158.05	1706
131.00	651	141.10	5853	150.05	753	158.30	181
131.80	355	142.10	2733	151.15	835	159.15	987
132.25	211	143.05	1610	151.50	365	160.05	2189
133.15	274	143.70	55	151.75	247	161.10	3197
134.20	1387	144.05	79	152.10	408	161.80	111

Average of 2.756 to 2.767 min.: F201337.D\data.ms
dftpp
Modified:subtracted

m/z	abund.	m/z	abund.	m/z	abund.	m/z	abund.
162.20	1128	171.05	755	181.10	3284	189.80	158
163.00	340	172.05	1132	182.30	133	190.30	178
163.40	107	173.10	1524	182.90	266	191.20	1146
163.95	323	174.10	2980	183.20	714	192.15	2967
164.25	2	175.15	5222	184.10	276	193.10	3275
165.15	2881	176.15	2111	184.30	437	194.15	697
166.10	2094	177.00	3017	185.10	5629	195.20	170
167.10	13647	178.00	391	186.10	43511	196.10	11726
168.05	5666	178.30	791	187.15	12127	198.10	304040
169.10	1331	179.05	10156	188.15	1286	199.05	20235
170.20	578	180.10	7866	189.10	2491	200.05	1682

Average of 2.756 to 2.767 min.: F201337.D\data.ms
dftpp
Modified:subtracted

m/z	abund.	m/z	abund.	m/z	abund.	m/z	abund.
201.00	298	211.00	1493	218.05	2884	229.05	4448
201.60	2163	211.20	1555	219.00	115	230.00	760
201.80	322	211.70	238	219.30	81	231.10	1910
203.10	2177	212.15	574	219.70	245	232.15	466

204.10	9799	212.90	128	221.15	18611	233.10	208
205.10	19226	213.05	214	222.00	1260	234.05	1395
206.10	77741	214.15	166	223.10	4618	235.00	1285
207.15	11376	214.40	62	224.10	45226	236.15	547
208.10	2284	215.10	1394	225.10	11551	237.10	1662
209.10	814	216.05	425	227.10	16946	238.15	507
210.20	493	217.10	19307	228.10	2604	239.10	365

Average of 2.756 to 2.767 min.: F201337.D\data.ms
dftpp
Modified:subtracted

m/z	abund.	m/z	abund.	m/z	abund.	m/z	abund.
239.70	77	249.10	1199	260.10	358	269.35	187
239.95	216	250.10	266	260.80	124	269.90	151
240.25	132	250.90	144	261.30	114	270.25	229
241.15	827	251.10	371	262.05	149	270.80	74
242.15	2291	252.20	543	262.90	53	271.15	476
243.15	2090	253.05	151	263.95	214	272.15	784
244.10	34609	255.10	184864	265.05	3679	273.10	5568
245.10	4484	256.10	26024	265.95	220	274.10	15465
246.10	6265	257.00	2187	266.20	514	275.10	87272
247.00	1254	258.10	9124	267.15	116	276.10	12644
248.20	50	259.15	1634	268.20	55	277.10	6244

Average of 2.756 to 2.767 min.: F201337.D\data.ms
dftpp
Modified:subtracted

m/z	abund.	m/z	abund.	m/z	abund.	m/z	abund.
278.05	887	289.00	382	294.10	273	302.10	718
279.30	155	290.00	202	295.10	123	303.05	3259
280.20	52	290.40	94	296.10	21648	304.15	890
281.15	424	290.90	73	297.10	2870	305.20	218
281.95	374	291.30	73	297.80	166	305.40	67
282.30	147	291.60	59	298.15	168	306.10	65
283.05	842	291.95	250	299.00	118	308.15	328
284.20	649	292.80	185	300.20	74	309.10	298
285.15	1136	293.15	1506	300.70	59	310.05	329
286.20	79	293.40	172	300.90	128	310.80	57
288.00	94	293.80	313	301.20	237	311.05	134

Average of 2.756 to 2.767 min.: F201337.D\data.ms
dftpp
Modified:subtracted

m/z	abund.	m/z	abund.	m/z	abund.	m/z	abund.
311.90	60	323.10	8064	334.15	4527	346.05	2080
312.70	52	324.05	1363	334.80	220	346.95	243
313.05	291	325.05	190	335.10	800	347.20	72
314.05	1172	325.90	61	335.25	429	350.70	105
315.10	2789	326.95	1415	336.05	413	350.90	58
316.05	1675	328.05	944	339.10	54	352.05	2269
316.80	62	329.30	60	339.30	58	353.10	1518
317.10	246	331.50	100	341.15	1055	354.10	2662
319.70	83	332.10	569	341.95	251	355.20	566
321.05	757	332.90	549	342.30	223	359.00	128
322.10	200	333.20	222	343.50	56	362.20	50

Average of 2.756 to 2.767 min.: F201337.D\data.ms
dftpp
Modified:subtracted

m/z	abund.	m/z	abund.	m/z	abund.	m/z	abund.
363.10	86	375.30	83	391.00	107	403.05	1724
363.55	115	377.20	58	391.20	252	404.10	825
364.10	53	378.50	59	391.90	95	405.00	133
365.00	8971	379.70	100	392.20	373	405.30	86
365.95	2034	380.60	62	393.30	76	406.00	63
366.80	93	383.05	832	394.80	66	409.90	76
370.00	319	384.00	143	396.00	76	412.20	75
371.05	757	384.20	73	399.30	145	412.70	62
372.10	4464	385.20	97	401.05	523	414.80	61
373.05	1125	387.50	81	402.00	1601	415.10	59
374.05	151	390.15	640	402.90	679	416.10	95

Average of 2.756 to 2.767 min.: F201337.D\data.ms

dftpp
Modified:subtracted

m/z	abund.	m/z	abund.	m/z	abund.	m/z	abund.
419.85	170	429.90	61	435.00	215	442.10	220992
420.50	136	430.10	63	435.20	84	443.05	43429
421.10	1672	430.50	61	435.50	238	444.10	4083
422.10	1478	431.40	181	436.30	243	445.05	217
423.05	14213	432.00	151	436.50	142	446.20	11
424.10	2826	432.30	86	437.20	457	447.40	59
425.05	183	432.70	95	437.85	599	455.60	55
425.30	70	433.00	70	438.45	488	463.50	60
426.15	223	433.80	59	438.70	311	470.10	95
428.00	56	434.20	74	439.55	580	474.10	56
429.05	173	434.50	54	441.15	33282	475.90	61

Average of 2.756 to 2.767 min.: F201337.D\data.ms
dftpp
Modified:subtracted

m/z	abund.	m/z	abund.	m/z	abund.	m/z	abund.
495.70	71						

Quantitation Report (Qedit)

Data Path : C:\MSDCHEM\1\DATA\EF8812\
Data File : F201337.D
Acq On : 23 Aug 2021 9:59 am
Operator : kristis
Sample : dftpp
Misc : op34584,ef8812,1000,,,1,1
ALS Vial : 1 Sample Multiplier: 1

Quant Time: Aug 23 10:05:29 2021
Quant Method : C:\MSDCHEM\1\METHODS\DFTPPF.M
Quant Title : Semi Volatile GC/MS, ZB-5MSi 30m x .25mm x .25um
QLast Update : Fri Apr 17 09:43:02 2020
Response via : Initial Calibration

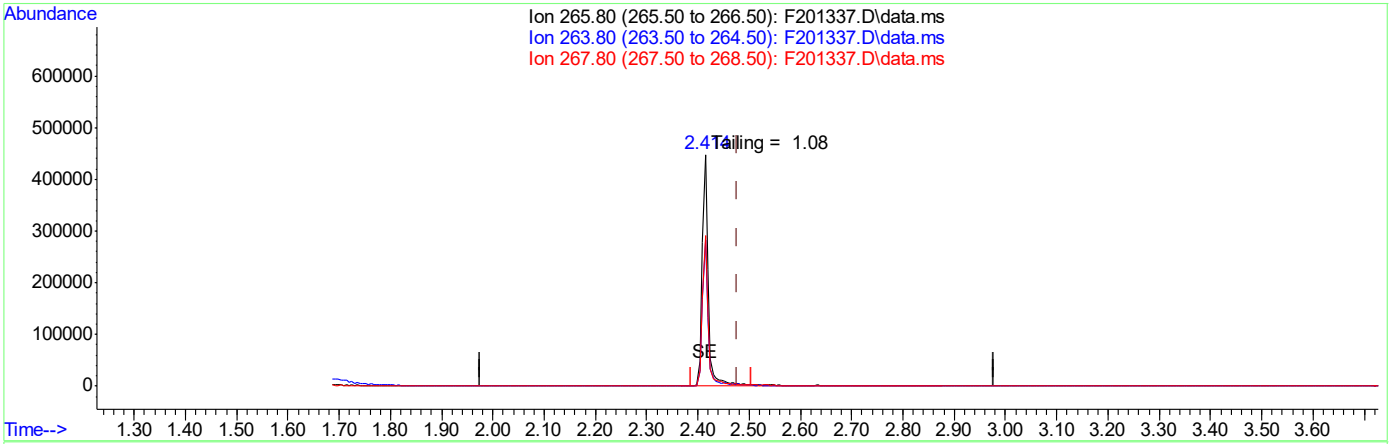

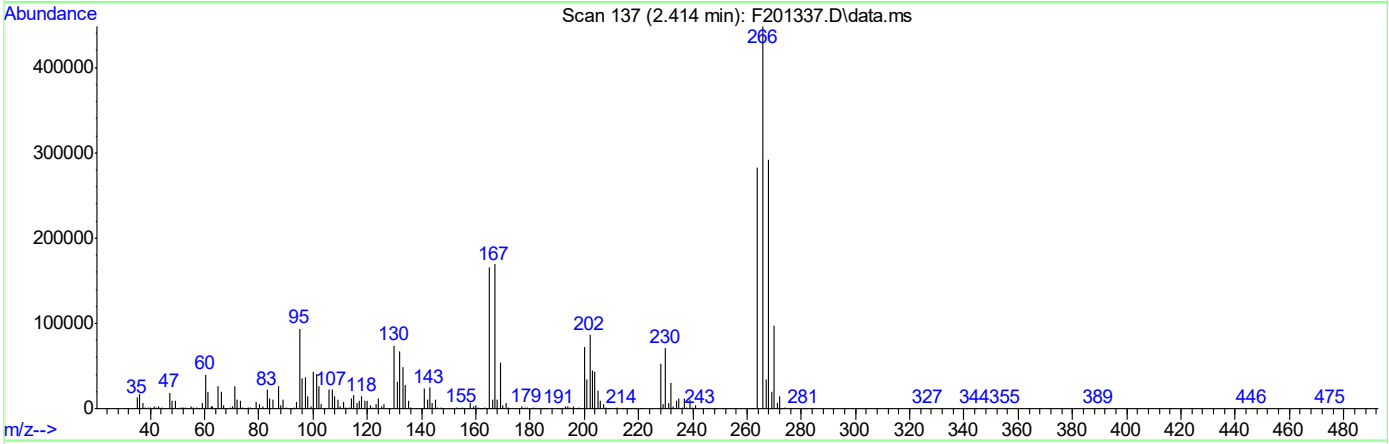

TIC: F201337.D\data.ms

(1) Pentachlorophenol (t)

2.414min (-0.063) 300.40ppb

response 376552

Ion	Exp%	Act%
265.80	100	100
263.80	63.80	62.99
267.80	63.70	65.00
0.00	0.00	0.00

Quantitation Report (Qedit)

Data Path : C:\MSDCHEM\1\DATA\EF8812\
Data File : F201337.D
Acq On : 23 Aug 2021 9:59 am
Operator : kristis
Sample : dftpp
Misc : op34584,ef8812,1000,,,1,1
ALS Vial : 1 Sample Multiplier: 1

Quant Time: Aug 23 10:05:29 2021
Quant Method : C:\MSDCHEM\1\METHODS\DFTPPF.M
Quant Title : Semi Volatile GC/MS, ZB-5MSi 30m x .25mm x .25um
QLast Update : Fri Apr 17 09:43:02 2020
Response via : Initial Calibration

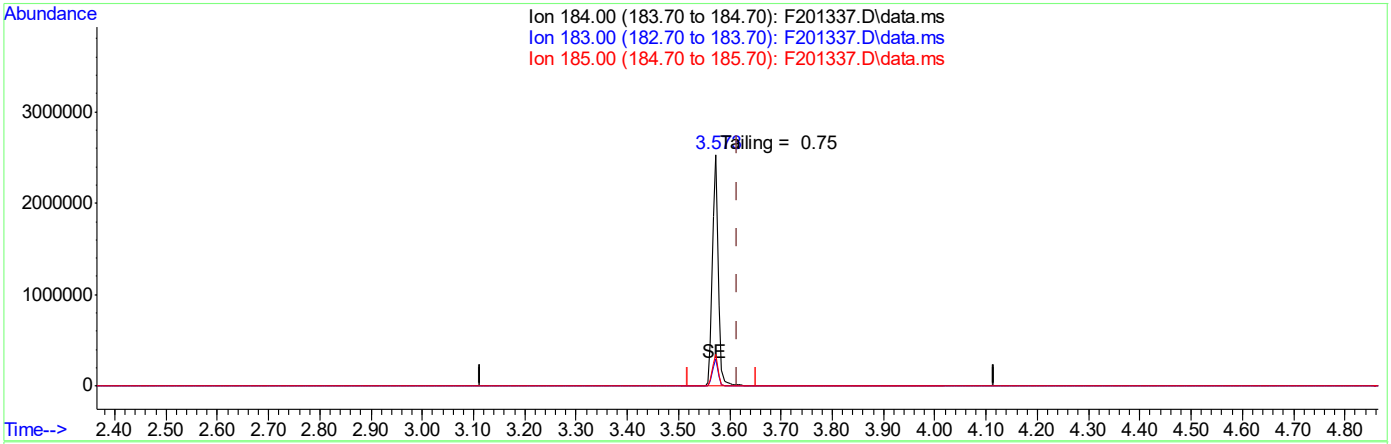

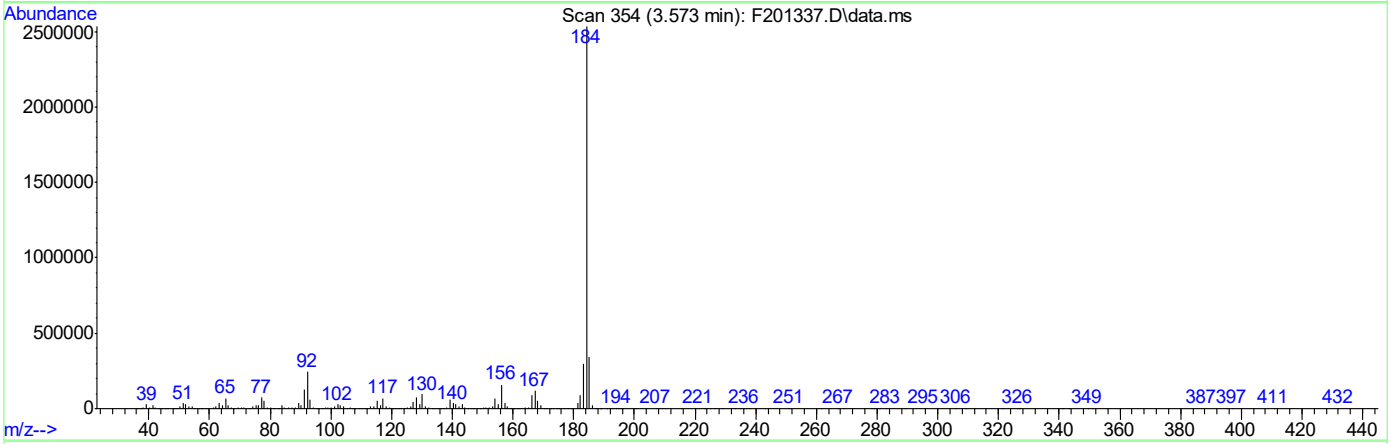

TIC: F201337.D\data.ms

(2) Benzidine (t)

3.573min (-0.042) 167.60ppb

response 1985152

Ion	Exp%	Act%
184.00	100	100
183.00	10.40	11.85
185.00	13.80	13.50
0.00	0.00	0.00

Quantitation Report (Qedit)

Data Path : C:\MSDCHEM\1\DATA\EF8812\
Data File : F201337.D
Acq On : 23 Aug 2021 9:59 am
Operator : kristis
Sample : dftpp
Misc : op34584,ef8812,1000,,,1,1
ALS Vial : 1 Sample Multiplier: 1

Quant Time: Aug 23 10:05:29 2021
Quant Method : C:\MSDCHEM\1\METHODS\DFTPPF.M
Quant Title : Semi Volatile GC/MS, ZB-5MSi 30m x .25mm x .25um
QLast Update : Fri Apr 17 09:43:02 2020
Response via : Initial Calibration

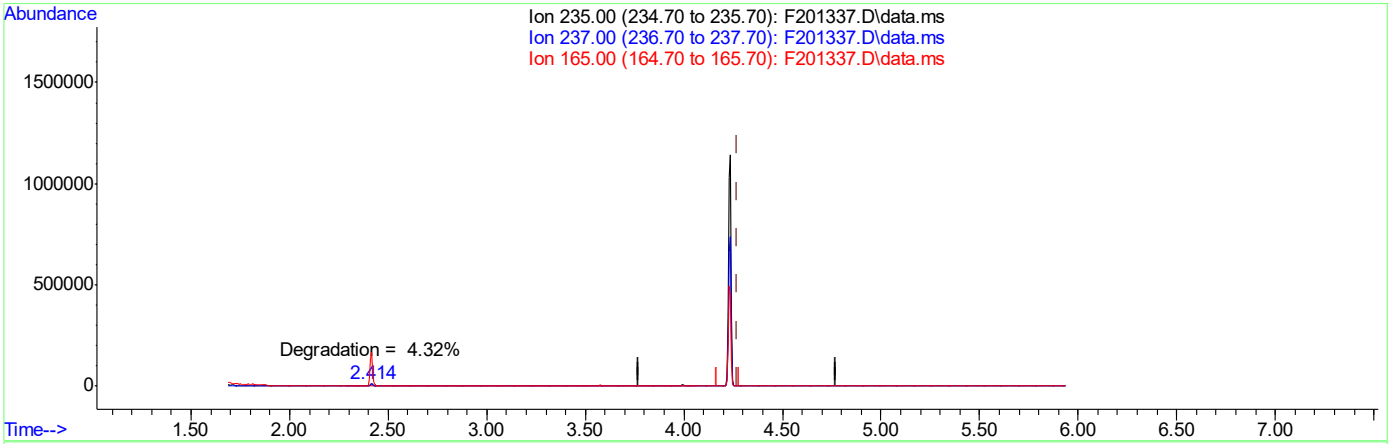

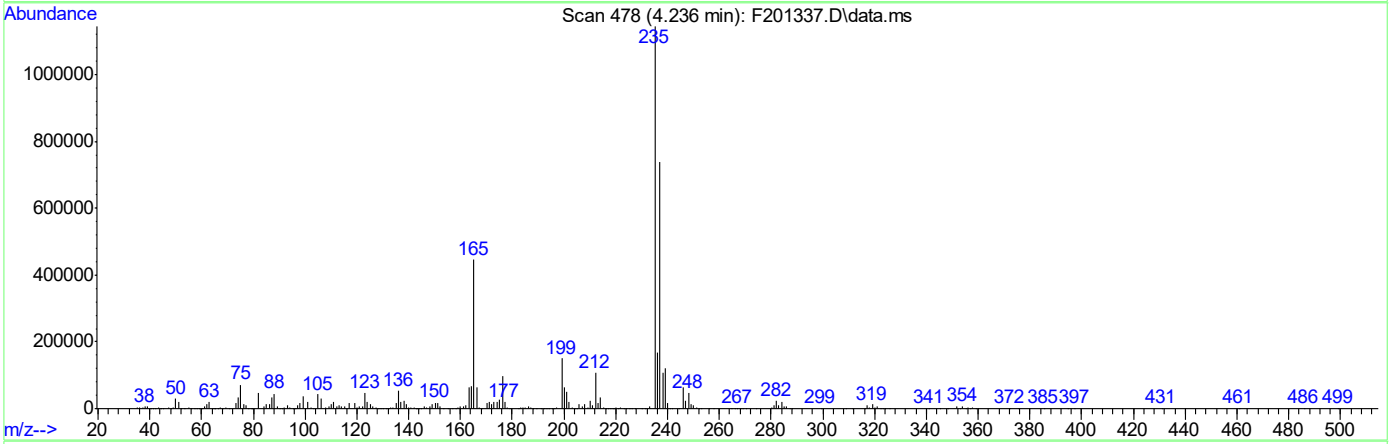

TIC: F201337.D\data.ms

(3) ddt (t)

4.236min (-0.037) 109.79ppb

response 949395

Ion	Exp%	Act%
235.00	100	100
237.00	63.70	64.76
165.00	52.30	43.51
0.00	0.00	0.00

Manual Integrations APPROVED (compounds with "m" flag)
Nina Pandya
06/28/21 09:44

Quantitation Report (QT Reviewed)

Data Path : C:\MSDCHEM\1\DATA\EF8747\
Data File : F200129.D
Acq On : 26 Jun 2021 2:42 am
Operator : chriss2
Sample : ic8747-1
Misc : op30563,ef8747,1000,,,1,1
ALS Vial : 2 Sample Multiplier: 1

Quant Time: Jun 26 08:55:07 2021
Quant Method : C:\MSDCHEM\1\METHODS\MF8747.M
Quant Title : Semi Volatile Extractables by GC/MS
QLast Update : Sat Jun 26 08:35:14 2021
Response via : Initial Calibration

Compound	R.T.	QIon	Response	Conc	Units	Dev(Min)
Internal Standards						
1) 1,4-Dichlorobenzene-d4	4.646	152	477239	40.00	ppm	0.00
24) Naphthalene-d8	5.570	136	1841714	40.00	ppm	0.00
46) Acenaphthene-d10	6.975	164	1021459	40.00	ppm	0.00
69) Phenanthrene-d10	8.856	188	1845443	40.00	ppm	0.00
83) Chrysene-d12	14.134	240	1634204	40.00	ppm	0.00
92) Perylene-d12	17.184	264	1572275	40.00	ppm	0.00
102) 1,4-Dichlorobenzene-d4A	4.646	152	477239	40.00	ppm	0.00
112) Naphthalene-d8A	5.570	136	1841714	40.00	ppm	0.00
121) Acenaphthene-d10A	6.975	164	1021459	40.00	ppm	0.00
132) Phenanthrene-d10A	8.856	188	1845443	40.00	ppm	0.00
147) Chrysene-d12A	14.134	240	1634204	40.00	ppm	0.00
154) Perylene-d12A	17.184	264	1572275	40.00	ppm	0.00
157) 1,4-Dichlorobenzene-d4b	4.646	152	477239	40.00	ppm	0.00
159) Phenanthrene-d10b	8.856	188	1845443	40.00	ppm	0.00
161) Naphthalene-d8b	5.570	136	1841714	40.00	ppm	0.00
163) Naphthalene-d8c	5.570	136	1841714	40.00	ppm	0.00
168) 1,4-Dichlorobenzene-d4c	4.646	152	477239	40.00	ppm	0.00
170) Chrysene-d12c	14.134	240	1634204	40.00	ppm	0.00
172) Chrysene-d12d	14.134	240	1634204	40.00	ppm	0.00
174) Naphthalene-d8d	5.570	136	1841714	40.00	ppm	0.00
176) Chrysene-d12e	14.134	240	1634204	40.00	ppm	0.00
178) Perylene-d12b	17.184	264	1572275	40.00	ppm	0.00
System Monitoring Compounds						
5) 2-Fluorophenol	3.647	112	13744	0.90	ppm	0.00
Spiked Amount 50.000			Recovery = 1.80%			
8) Phenol-d5	4.363	99	18789	0.94	ppm	0.00
Spiked Amount 50.000			Recovery = 1.88%			
25) Nitrobenzene-d5	5.047	82	15550	0.83	ppm	0.00
Spiked Amount 50.000			Recovery = 1.66%			
51) 2-Fluorobiphenyl	6.366	172	32642	0.92	ppm	0.00
Spiked Amount 50.000			Recovery = 1.84%			
73) 2,4,6-Tribromophenol	7.862	330	3392	0.62	ppm	0.00
Spiked Amount 50.000			Recovery = 1.24%			
86) Terphenyl-d14	11.927	244	34640	0.87	ppm	0.00
Spiked Amount 50.000			Recovery = 1.74%			
Target Compounds						Qvalue
2) 1,4-Dioxane	2.183	88	6583m	1.04	ppm	
3) Pyridine	2.514	79	15925	0.92	ppm	89
4) N-Nitrosodimethylamine	2.472	42	8893	1.02	ppm	96
6) Indene	4.833	116	25355	0.93	ppm	98
7) Cumene	4.053	105	37090	0.91	ppm	93
9) Phenol	4.373	94	18668	0.91	ppm	92
10) Aniline	4.400	93	22861	0.90	ppm	65
11) bis(2-Chloroethyl)ether	4.448	93	14971	1.02	ppm	96
12) 2-Chlorophenol	4.486	128	15187	0.95	ppm	92
13) Decane	4.528	43	13383	0.99	ppm	94
14) 1,3-Dichlorobenzene	4.603	146	18612	1.01	ppm	85

Quantitation Report (QT Reviewed)

Data Path : C:\MSDCHEM\1\DATA\EF8747\
Data File : F200129.D
Acq On : 26 Jun 2021 2:42 am
Operator : chriss2
Sample : ic8747-1
Misc : op30563,ef8747,1000,,,1,1
ALS Vial : 2 Sample Multiplier: 1

Quant Time: Jun 26 08:55:07 2021
Quant Method : C:\MSDCHEM\1\METHODS\MF8747.M
Quant Title : Semi Volatile Extractables by GC/MS
QLast Update : Sat Jun 26 08:35:14 2021
Response via : Initial Calibration

Compound	R.T.	QIon	Response	Conc	Units		Dev(Min)
15) 1,4-Dichlorobenzene	4.657	146	18431	0.99	ppm		90
16) Benzyl alcohol	4.742	108	9207	0.87	ppm	#	80
17) 1,2-Dichlorobenzene	4.769	146	15946	0.92	ppm		99
18) Acetophenone	4.934	105	22007	0.90	ppm		87
19) 2-Methylphenol	4.822	108	13470	0.80	ppm		97
20) 2,2'-oxybis(1-Chloropr...	4.844	121	4000	0.95	ppm		97
21) 3&4-Methylphenol	4.929	108	29094	1.74	ppm		92
22) n-Nitroso-di-n-propyla...	4.934	70	9589	0.79	ppm	#	80
23) Hexachloroethane	5.020	201	6492	0.95	ppm		93
26) Nitrobenzene	5.057	77	17051	0.90	ppm		95
27) Quinoline	5.821	129	27448	0.91	ppm		94
28) Isophorone	5.234	82	28947	0.86	ppm		96
29) 2-Nitrophenol	5.292	139	8011	0.91	ppm		90
30) 2,4-Dimethylphenol	5.314	107	15500	0.86	ppm		87
31) Benzoic acid	5.330	105	6267	0.49	ppm		89
32) bis(2-Chloroethoxy)met...	5.388	93	17077	0.91	ppm		95
33) 2,4-Dichlorophenol	5.458	162	12338	0.92	ppm		98
34) 2,6-Dichlorophenol	5.623	162	11002	0.80	ppm		99
35) 1,3,5-Trichlorobenzene	5.298	180	15412	0.96	ppm		82
36) 1,2,4-Trichlorobenzene	5.527	180	15516	1.02	ppm		88
37) 1,2,3-Trichlorobenzene	5.688	180	12854	0.90	ppm		90
38) Naphthalene	5.586	128	44907	0.92	ppm		98
39) 4-Chloroaniline	5.618	127	17552	0.89	ppm		97
40) 2,3-Dichloroaniline	6.297	161	14326	0.84	ppm		91
41) Hydroquinone	5.832	110	10531	0.71	ppm		93
42) Hexachlorobutadiene	5.672	225	9325	0.98	ppm		88
43) 4-Chloro-3-methylphenol	5.955	107	12856	0.87	ppm		97
44) 2-Methylnaphthalene	6.083	141	25141	0.91	ppm		96
45) 1-Methylnaphthalene	6.158	142	27332	0.93	ppm		96
47) Hexachlorocyclopentadiene	6.200	237	16934	1.76	ppm		92
48) 1,2,4,5-tetrachloroben...	6.211	216	14405	0.91	ppm		98
49) 2,4,6-Trichlorophenol	6.297	196	9098	0.84	ppm		99
50) 2,4,5-Trichlorophenol	6.318	196	9349	0.85	ppm		87
52) 2-Chloronaphthalene	6.468	162	27179	0.91	ppm		92
53) Biphenyl	6.452	154	36415	0.93	ppm		96
54) 2-Nitroaniline	6.548	65	7769	0.78	ppm		93
55) Dimethylphthalate	6.708	163	29089	0.85	ppm		99
56) Acenaphthylene	6.842	152	31605	0.87	ppm		99
57) 2,6-Dinitrotoluene	6.767	165	4735	0.64	ppm		90
58) 3-Nitroaniline	6.922	138	5991	0.76	ppm		90
59) Acenaphthene	7.007	153	27464	0.91	ppm		95
60) 2,4-Dinitrophenol	7.023	184	4759	0.84	ppm		62
61) 4-Nitrophenol	7.071	109	3802	0.62	ppm	#	77
62) Dibenzofuran	7.183	168	39467	0.95	ppm		92
63) 2,4-Dinitrotoluene	7.162	165	7893	0.77	ppm		93
64) 2,3,4,6-Tetrachlorophenol	7.312	232	6647	0.73	ppm		90
65) Diethylphthalate	7.440	149	29965	0.87	ppm		96
66) Fluorene	7.568	166	29124	0.85	ppm		98
67) 4-Chlorophenyl-phenyle...	7.573	204	15111	0.88	ppm		93
68) 4-Nitroaniline	7.573	138	4875	0.59	ppm		95

Quantitation Report (QT Reviewed)

Data Path : C:\MSDCHEM\1\DATA\EF8747\
Data File : F200129.D
Acq On : 26 Jun 2021 2:42 am
Operator : chriss2
Sample : ic8747-1
Misc : op30563,ef8747,1000,,,1,1
ALS Vial : 2 Sample Multiplier: 1

Quant Time: Jun 26 08:55:07 2021
Quant Method : C:\MSDCHEM\1\METHODS\MF8747.M
Quant Title : Semi Volatile Extractables by GC/MS
QLast Update : Sat Jun 26 08:35:14 2021
Response via : Initial Calibration

Compound	R.T.	QIon	Response	Conc	Units		Dev(Min)
70) 4,6-Dinitro-2-methylph...	7.621	198	3728	0.57	ppm		84
71) n-Nitrosodiphenylamine	7.712	169	27165	0.90	ppm		92
72) 1,2-Diphenylhydrazine	7.766	77	31920	0.84	ppm		96
74) 4-Bromophenyl-phenylether	8.209	248	8656	0.85	ppm		81
75) Hexachlorobenzene	8.273	284	10197	0.92	ppm		87
76) Pentachlorophenol	8.562	266	12912	1.62	ppm		96
77) Phenanthrene	8.893	178	50218	1.02	ppm		95
78) Anthracene	8.973	178	41793	0.83	ppm		88
79) Carbazole	9.246	167	36648	0.82	ppm		92
80) Di-n-butylphthalate	9.977	149	43839	0.76	ppm		99
81) Fluoranthene	11.030	202	44304	0.82	ppm		88
82) Octadecane	8.781	57	15678	0.84	ppm		88
84) Benzidine	11.388	184	22407	0.80	ppm	#	86
85) Pyrene	11.479	202	49703	0.92	ppm		97
87) Butylbenzylphthalate	13.124	149	14624	0.62	ppm		80
88) Benzo[a]anthracene	14.118	228	47615	0.97	ppm		88
89) 3,3'-Dichlorobenzidine	14.166	252	13505	0.72	ppm	#	66
90) Chrysene	14.187	228	46788	0.96	ppm		88
91) bis(2-Ethylhexyl)phtha...	14.561	149	18568	0.56	ppm		88
93) Di-n-octylphthalate	16.014	149	29961	0.53	ppm		96
94) Benzo[b]fluoranthene	16.420	252	37418	0.78	ppm		86
95) Benzo[k]fluoranthene	16.479	252	40865	0.85	ppm		77
96) Benzo[a]pyrene	17.051	252	31889	0.70	ppm		91
97) Indeno[1,2,3-cd]pyrene	19.113	276	29793	0.74	ppm		92
98) Dibenz(a,h)acridine	18.765	279	26543	0.70	ppm		96
99) Dibenz[a,h]anthracene	19.187	278	32870	0.74	ppm		84
100) 7,12-Dimethylbenz(a)an...	16.452	256	13808	0.63	ppm	#	60
101) Benzo[g,h,i]perylene	19.535	276	38577	0.86	ppm		98

(#) = qualifier out of range (m) = manual integration (+) = signals summed

Quantitation Report (QT Reviewed)

Data Path : C:\MSDCHEM\1\DATA\EF8747\
Data File : F200129.D
Acq On : 26 Jun 2021 2:42 am
Operator : chriss2
Sample : ic8747-1
Misc : op30563,ef8747,1000,,,1,1
ALS Vial : 2 Sample Multiplier: 1

Quant Time: Jun 26 08:55:07 2021
Quant Method : C:\MSDCHEM\1\METHODS\MF8747.M
Quant Title : Semi Volatile Extractables by GC/MS
QLast Update : Sat Jun 26 08:35:14 2021
Response via : Initial Calibration

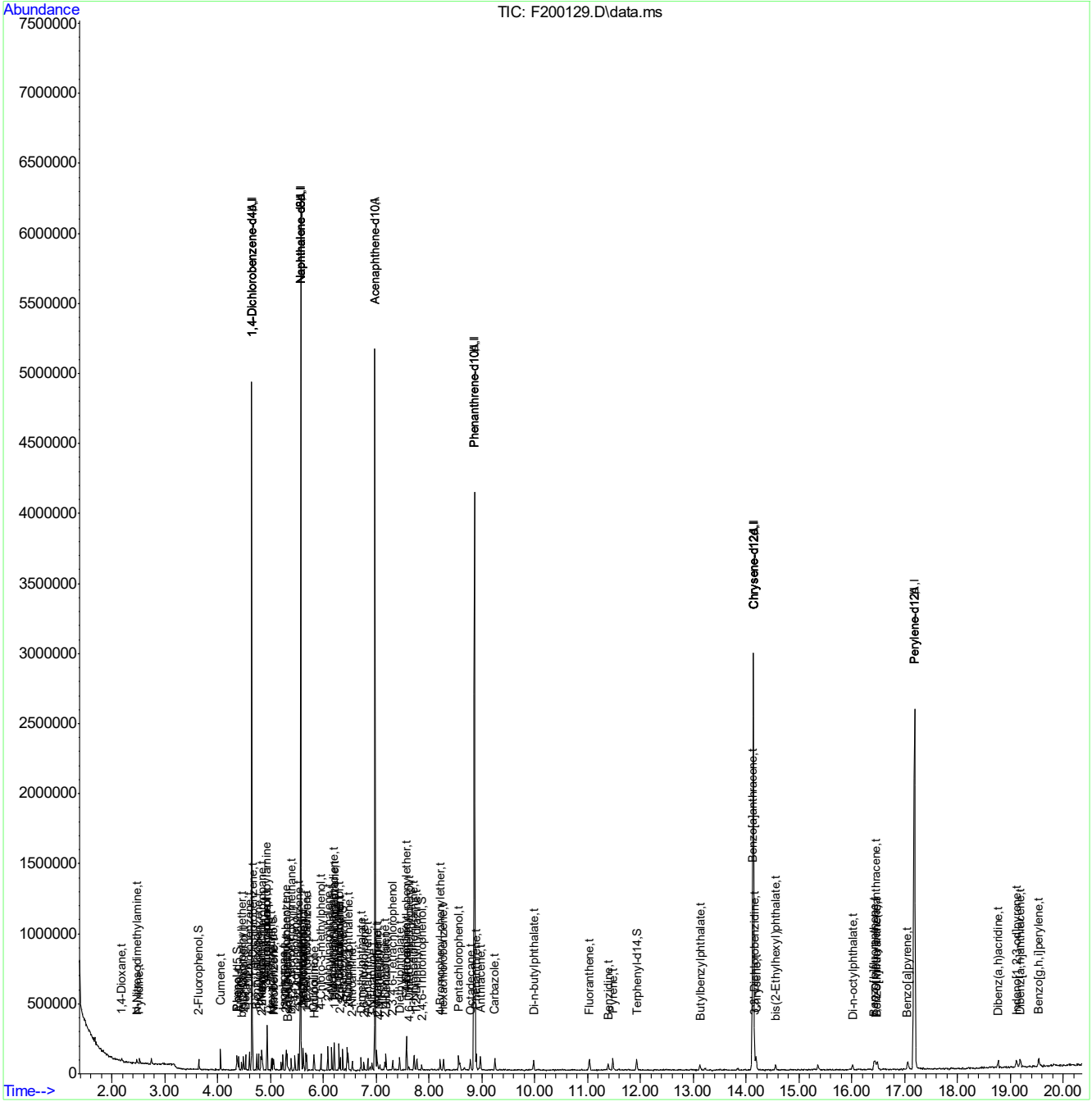

Manual Integration Approval Summary

Sample Number: EF8747-IC8747
Lab FileID: F200129.D
Injection Time: 06/26/21 02:42
Method: SW846 8270E
Analyst approved: 06/26/21 09:57 Ying Li
Supervisor approved: 06/28/21 09:44 Nina Pandya

Parameter	CAS	Sig#	R.T. (min.)	Reason
1,4-Dioxane	123-91-1		2.18	Poor instrument integration

Quantitation Report (Qedit)

Data Path : C:\MSDCHEM\1\DATA\EF8747\
Data File : F200129.D
Acq On : 26 Jun 2021 2:42 am
Operator : chriss2
Sample : ic8747-1
Misc : op30563,ef8747,1000,,,1,1
ALS Vial : 2 Sample Multiplier: 1

Quant Time: Jun 26 08:52:23 2021
Quant Method : C:\MSDCHEM\1\METHODS\MF8747.M
Quant Title : Semi Volatile Extractables by GC/MS
QLast Update : Sat Jun 26 08:35:14 2021
Response via : Initial Calibration

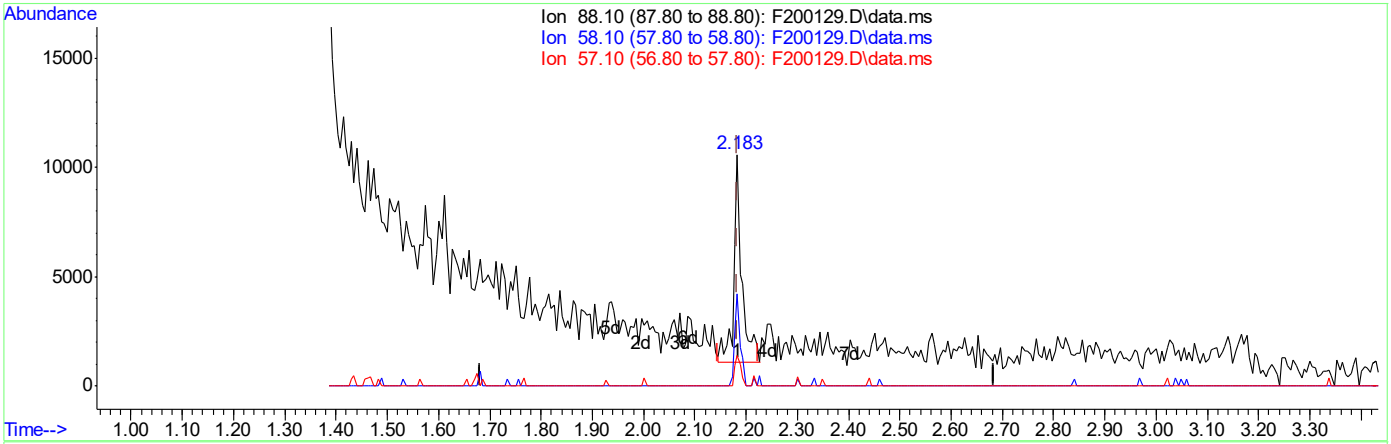

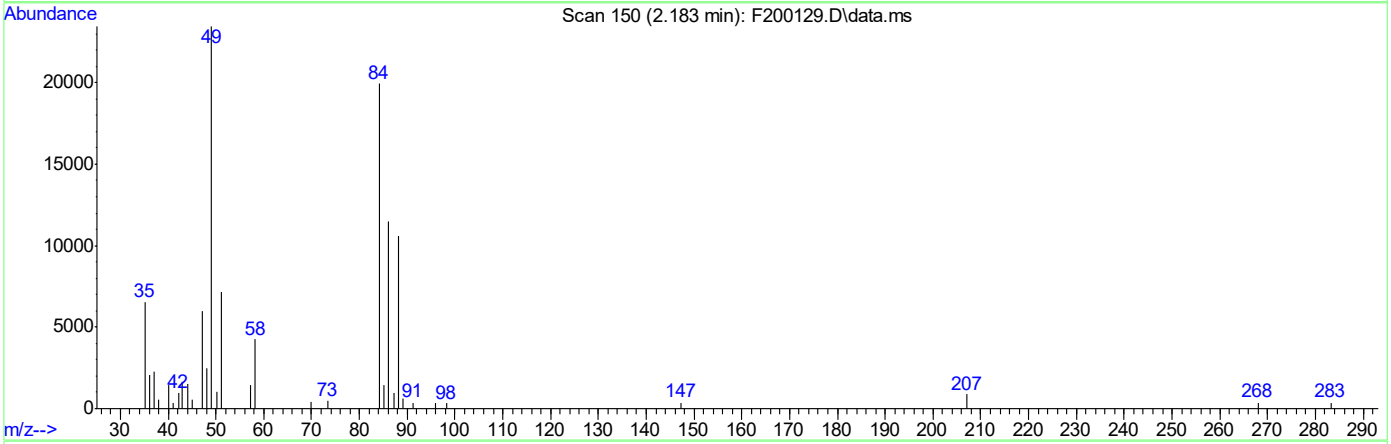

TIC: F200129.D\data.ms

(2) 1,4-Dioxane (t)

2.183min (-0.000) 1.63ppm

response 10285

Ion	Exp%	Act%
88.10	100	100
58.10	54.00	42.90
57.10	20.90	15.14
0.00	0.00	0.00

Quantitation Report (Qedit)

Data Path : C:\MSDCHEM\1\DATA\EF8747\
Data File : F200129.D
Acq On : 26 Jun 2021 2:42 am
Operator : chriss2
Sample : ic8747-1
Misc : op30563,ef8747,1000,,,1,1
ALS Vial : 2 Sample Multiplier: 1

Quant Time: Jun 26 08:52:23 2021
Quant Method : C:\MSDCHEM\1\METHODS\MF8747.M
Quant Title : Semi Volatile Extractables by GC/MS
QLast Update : Sat Jun 26 08:35:14 2021
Response via : Initial Calibration

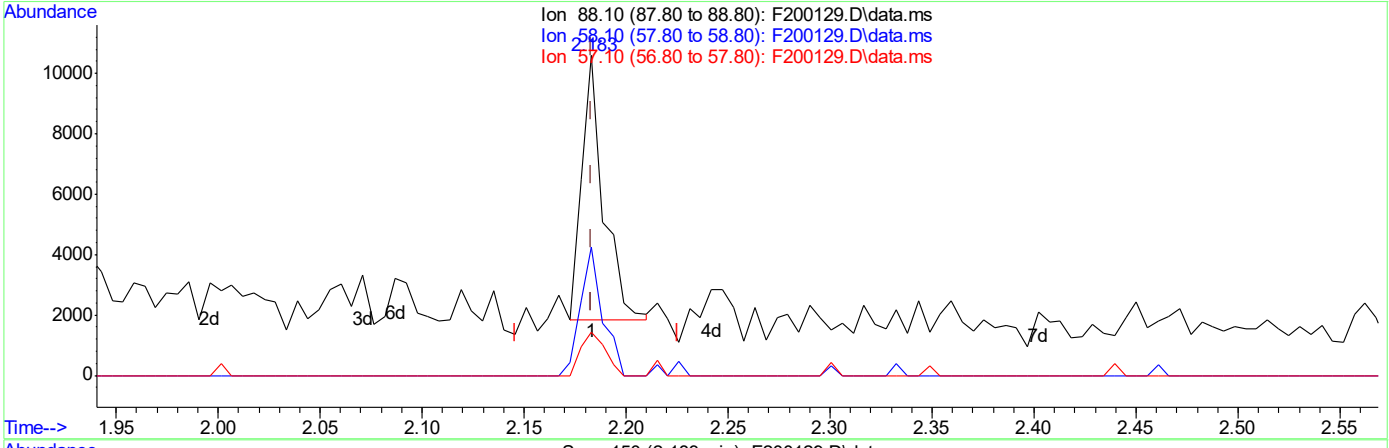

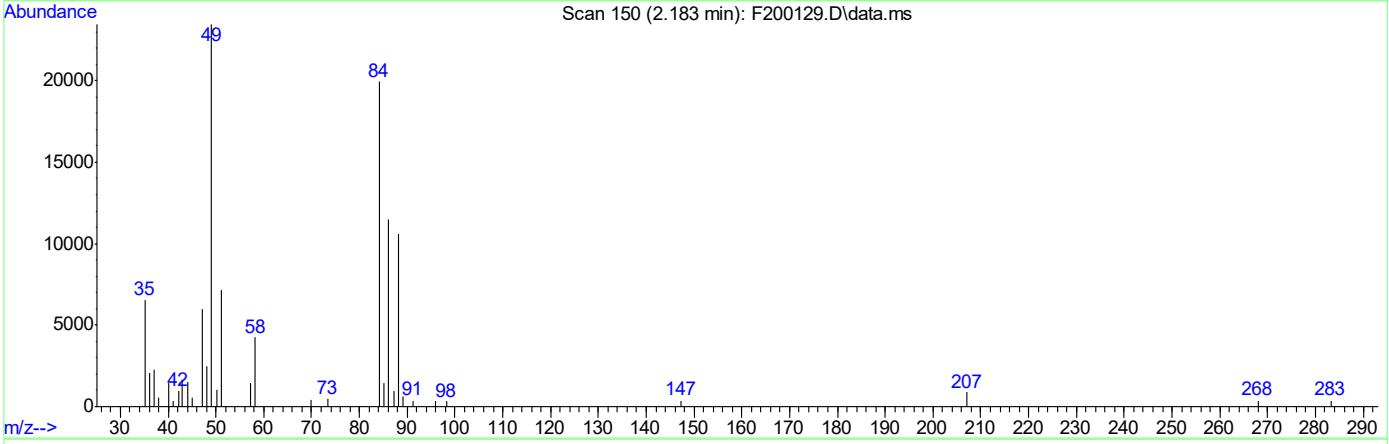

TIC: F200129.D\data.ms

(2) 1,4-Dioxane (t)

2.183min (-0.000) 1.04ppm m

response 6583

Ion	Exp%	Act%
88.10	100	100
58.10	54.00	40.04
57.10	20.90	13.37
0.00	0.00	0.00

Manual Integrations APPROVED (compounds with "m" flag)
Nina Pandya
06/28/21 09:44

Quantitation Report (QT Reviewed)

Data Path : C:\MSDCHEM\1\DATA\EF8747\
Data File : F200130.D
Acq On : 26 Jun 2021 3:08 am
Operator : chriss2
Sample : ic8747-2
Misc : op30563,ef8747,1000,,,1,1
ALS Vial : 3 Sample Multiplier: 1

Quant Time: Jun 26 08:52:04 2021
Quant Method : C:\MSDCHEM\1\METHODS\MF8747.M
Quant Title : Semi Volatile Extractables by GC/MS
QLast Update : Sat Jun 26 08:35:14 2021
Response via : Initial Calibration

Compound	R.T.	QIon	Response	Conc	Units	Dev(Min)
Internal Standards						
1) 1,4-Dichlorobenzene-d4	4.646	152	421367	40.00	ppm	0.00
24) Naphthalene-d8	5.570	136	1673873	40.00	ppm	0.00
46) Acenaphthene-d10	6.975	164	924423	40.00	ppm	0.00
69) Phenanthrene-d10	8.856	188	1721691	40.00	ppm	0.00
83) Chrysene-d12	14.134	240	1540455	40.00	ppm	0.00
92) Perylene-d12	17.179	264	1472318	40.00	ppm	0.00
102) 1,4-Dichlorobenzene-d4A	4.646	152	421367	40.00	ppm	0.00
112) Naphthalene-d8A	5.570	136	1673873	40.00	ppm	0.00
121) Acenaphthene-d10A	6.975	164	924423	40.00	ppm	0.00
132) Phenanthrene-d10A	8.856	188	1721691	40.00	ppm	0.00
147) Chrysene-d12A	14.134	240	1540455	40.00	ppm	0.00
154) Perylene-d12A	17.179	264	1472318	40.00	ppm	0.00
157) 1,4-Dichlorobenzene-d4b	4.646	152	421367	40.00	ppm	0.00
159) Phenanthrene-d10b	8.856	188	1721691	40.00	ppm	0.00
161) Naphthalene-d8b	5.570	136	1673873	40.00	ppm	0.00
163) Naphthalene-d8c	5.570	136	1673873	40.00	ppm	0.00
168) 1,4-Dichlorobenzene-d4c	4.646	152	421367	40.00	ppm	0.00
170) Chrysene-d12c	14.134	240	1540455	40.00	ppm	0.00
172) Chrysene-d12d	14.134	240	1540455	40.00	ppm	0.00
174) Naphthalene-d8d	5.570	136	1673873	40.00	ppm	0.00
176) Chrysene-d12e	14.134	240	1540455	40.00	ppm	0.00
178) Perylene-d12b	17.179	264	1472318	40.00	ppm	0.00
System Monitoring Compounds						
5) 2-Fluorophenol	3.647	112	25137	1.87	ppm	0.00
Spiked Amount 50.000			Recovery =	3.74%		
8) Phenol-d5	4.363	99	34960	1.98	ppm	0.00
Spiked Amount 50.000			Recovery =	3.96%		
25) Nitrobenzene-d5	5.047	82	32165	1.89	ppm	0.00
Spiked Amount 50.000			Recovery =	3.78%		
51) 2-Fluorobiphenyl	6.366	172	58965	1.84	ppm	0.00
Spiked Amount 50.000			Recovery =	3.68%		
73) 2,4,6-Tribromophenol	7.857	330	7110	1.40	ppm	0.00
Spiked Amount 50.000			Recovery =	2.80%		
86) Terphenyl-d14	11.922	244	70219	1.86	ppm	0.00
Spiked Amount 50.000			Recovery =	3.72%		
Target Compounds						Qvalue
2) 1,4-Dioxane	2.183	88	12815m	2.29	ppm	
3) Pyridine	2.515	79	27514	1.79	ppm	91
4) N-Nitrosodimethylamine	2.472	42	16320	2.12	ppm	91
6) Indene	4.833	116	47380	1.96	ppm	96
7) Cumene	4.053	105	66225	1.85	ppm	94
9) Phenol	4.374	94	34540	1.91	ppm	97
10) Aniline	4.400	93	45502	2.03	ppm	72
11) bis(2-Chloroethyl)ether	4.448	93	26378	2.04	ppm	98
12) 2-Chlorophenol	4.486	128	26855	1.90	ppm	91
13) Decane	4.529	43	26042	2.19	ppm	94
14) 1,3-Dichlorobenzene	4.603	146	32962	2.03	ppm	99

Quantitation Report (QT Reviewed)

Data Path : C:\MSDCHEM\1\DATA\EF8747\
Data File : F200130.D
Acq On : 26 Jun 2021 3:08 am
Operator : chriss2
Sample : ic8747-2
Misc : op30563,ef8747,1000,,,1,1
ALS Vial : 3 Sample Multiplier: 1

Quant Time: Jun 26 08:52:04 2021
Quant Method : C:\MSDCHEM\1\METHODS\MF8747.M
Quant Title : Semi Volatile Extractables by GC/MS
QLast Update : Sat Jun 26 08:35:14 2021
Response via : Initial Calibration

Compound	R.T.	QIon	Response	Conc	Units		Dev(Min)
15) 1,4-Dichlorobenzene	4.657	146	33368	2.03	ppm		97
16) Benzyl alcohol	4.742	108	17343	1.85	ppm		93
17) 1,2-Dichlorobenzene	4.769	146	30474	1.99	ppm		97
18) Acetophenone	4.935	105	39946	1.85	ppm		91
19) 2-Methylphenol	4.817	108	24600	1.66	ppm		94
20) 2,2'-oxybis(1-Chloropr...	4.844	121	8278	2.22	ppm	#	66
21) 3&4-Methylphenol	4.929	108	50937	3.45	ppm		81
22) n-Nitroso-di-n-propyla...	4.935	70	20581	1.93	ppm		98
23) Hexachloroethane	5.020	201	11201	1.86	ppm		95
26) Nitrobenzene	5.057	77	33769	1.95	ppm		97
27) Quinoline	5.816	129	50133	1.83	ppm		93
28) Isophorone	5.234	82	50398	1.64	ppm		93
29) 2-Nitrophenol	5.287	139	12320	1.54	ppm		93
30) 2,4-Dimethylphenol	5.314	107	31402	1.91	ppm		90
31) Benzoic acid	5.335	105	12915	1.11	ppm		86
32) bis(2-Chloroethoxy)met...	5.389	93	29731	1.75	ppm		90
33) 2,4-Dichlorophenol	5.458	162	22110	1.81	ppm		92
34) 2,6-Dichlorophenol	5.624	162	22989	1.83	ppm		93
35) 1,3,5-Trichlorobenzene	5.298	180	28364	1.95	ppm		94
36) 1,2,4-Trichlorobenzene	5.528	180	28184	2.04	ppm		98
37) 1,2,3-Trichlorobenzene	5.683	180	23908	1.84	ppm		96
38) Naphthalene	5.581	128	81319	1.84	ppm		96
39) 4-Chloroaniline	5.618	127	32026	1.78	ppm		94
40) 2,3-Dichloroaniline	6.297	161	27223	1.75	ppm		83
41) Hydroquinone	5.832	110	21558	1.59	ppm		91
42) Hexachlorobutadiene	5.672	225	16233	1.87	ppm		90
43) 4-Chloro-3-methylphenol	5.955	107	22255	1.65	ppm		92
44) 2-Methylnaphthalene	6.083	141	46951	1.88	ppm		91
45) 1-Methylnaphthalene	6.158	142	48312	1.81	ppm		98
47) Hexachlorocyclopentadiene	6.201	237	29381	3.37	ppm		92
48) 1,2,4,5-tetrachloroben...	6.206	216	26975	1.87	ppm		98
49) 2,4,6-Trichlorophenol	6.292	196	16976	1.74	ppm		94
50) 2,4,5-Trichlorophenol	6.318	196	16841	1.70	ppm		92
52) 2-Chloronaphthalene	6.468	162	52703	1.95	ppm		98
53) Biphenyl	6.452	154	64666	1.83	ppm		97
54) 2-Nitroaniline	6.548	65	15547	1.73	ppm		91
55) Dimethylphthalate	6.708	163	57595	1.87	ppm		96
56) Acenaphthylene	6.836	152	59725	1.82	ppm		95
57) 2,6-Dinitrotoluene	6.762	165	10918	1.64	ppm		93
58) 3-Nitroaniline	6.922	138	11762	1.64	ppm		88
59) Acenaphthene	7.007	153	52494	1.93	ppm		95
60) 2,4-Dinitrophenol	7.023	184	12143	2.36	ppm		98
61) 4-Nitrophenol	7.072	109	7060	1.28	ppm		86
62) Dibenzofuran	7.184	168	75147	2.00	ppm		94
63) 2,4-Dinitrotoluene	7.162	165	14698	1.58	ppm		83
64) 2,3,4,6-Tetrachlorophenol	7.312	232	12748	1.55	ppm		92
65) Diethylphthalate	7.440	149	55198	1.76	ppm		99
66) Fluorene	7.568	166	58947	1.89	ppm		97
67) 4-Chlorophenyl-phenyle...	7.574	204	28972	1.86	ppm		93
68) 4-Nitroaniline	7.574	138	13142	1.76	ppm	#	76

Quantitation Report (QT Reviewed)

Data Path : C:\MSDCHEM\1\DATA\EF8747\
Data File : F200130.D
Acq On : 26 Jun 2021 3:08 am
Operator : chriss2
Sample : ic8747-2
Misc : op30563,ef8747,1000,,,1,1
ALS Vial : 3 Sample Multiplier: 1

Quant Time: Jun 26 08:52:04 2021
Quant Method : C:\MSDCHEM\1\METHODS\MF8747.M
Quant Title : Semi Volatile Extractables by GC/MS
QLast Update : Sat Jun 26 08:35:14 2021
Response via : Initial Calibration

	Compound	R.T.	QIon	Response	Conc	Units	Dev(Min)
70)	4,6-Dinitro-2-methylph...	7.616	198	7591	1.24	ppm	87
71)	n-Nitrosodiphenylamine	7.713	169	51825	1.83	ppm	98
72)	1,2-Diphenylhydrazine	7.766	77	62059	1.74	ppm	98
74)	4-Bromophenyl-phenylether	8.209	248	17642	1.86	ppm	96
75)	Hexachlorobenzene	8.268	284	18711	1.81	ppm	92
76)	Pentachlorophenol	8.557	266	20766	2.79	ppm	94
77)	Phenanthrene	8.888	178	83088	1.81	ppm	92
78)	Anthracene	8.973	178	80985	1.72	ppm	95
79)	Carbazole	9.246	167	75710	1.81	ppm	94
80)	Di-n-butylphthalate	9.978	149	85085	1.58	ppm	96
81)	Fluoranthene	11.030	202	91343	1.81	ppm	93
82)	Octadecane	8.776	57	29243	1.68	ppm	97
84)	Benzidine	11.388	184	39271	1.48	ppm	93
85)	Pyrene	11.474	202	89403	1.76	ppm	91
87)	Butylbenzylphthalate	13.119	149	31954	1.43	ppm	93
88)	Benzo[a]anthracene	14.118	228	84618	1.82	ppm	92
89)	3,3'-Dichlorobenzidine	14.161	252	24378	1.38	ppm	97
90)	Chrysene	14.182	228	90772	1.98	ppm	90
91)	bis(2-Ethylhexyl)phtha...	14.551	149	39358	1.27	ppm	86
93)	Di-n-octylphthalate	16.009	149	65307	1.22	ppm	93
94)	Benzo[b]fluoranthene	16.415	252	78501	1.74	ppm	97
95)	Benzo[k]fluoranthene	16.479	252	76068	1.69	ppm	95
96)	Benzo[a]pyrene	17.056	252	65961	1.55	ppm	96
97)	Indeno[1,2,3-cd]pyrene	19.108	276	59683	1.58	ppm	94
98)	Dibenz(a,h)acridine	18.755	279	49931	1.41	ppm	98
99)	Dibenz[a,h]anthracene	19.182	278	67504	1.62	ppm	97
100)	7,12-Dimethylbenz(a)an...	16.442	256	29053	1.42	ppm	93
101)	Benzo[g,h,i]perylene	19.535	276	71102	1.69	ppm	98

(#) = qualifier out of range (m) = manual integration (+) = signals summed

Quantitation Report (QT Reviewed)

Data Path : C:\MSDCHEM\1\DATA\EF8747\
Data File : F200130.D
Acq On : 26 Jun 2021 3:08 am
Operator : chriss2
Sample : ic8747-2
Misc : op30563,ef8747,1000,,,1,1
ALS Vial : 3 Sample Multiplier: 1

Quant Time: Jun 26 08:52:04 2021
Quant Method : C:\MSDCHEM\1\METHODS\MF8747.M
Quant Title : Semi Volatile Extractables by GC/MS
QLast Update : Sat Jun 26 08:35:14 2021
Response via : Initial Calibration

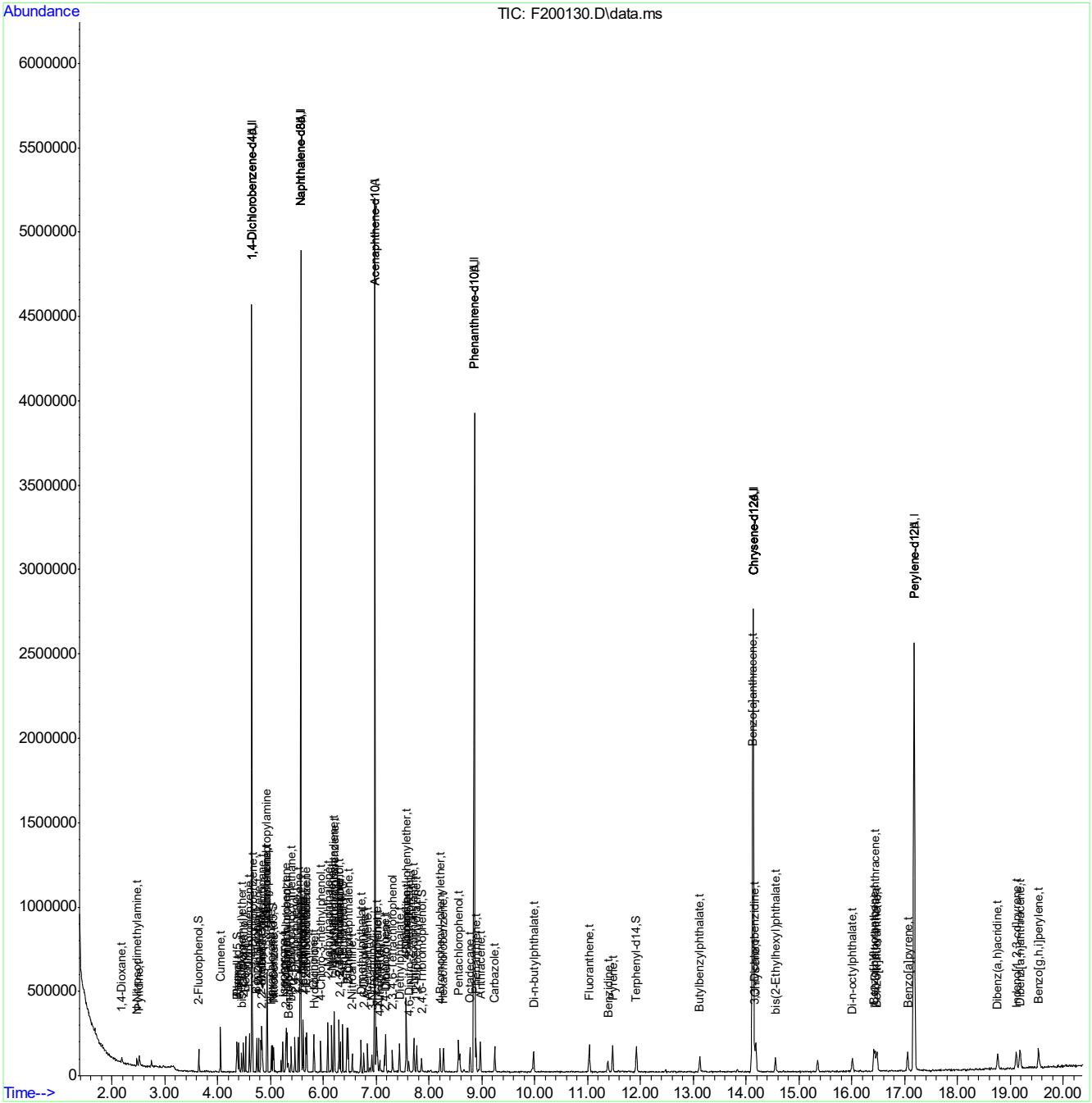

Manual Integration Approval Summary

Sample Number: EF8747-IC8747
Lab FileID: F200130.D
Injection Time: 06/26/21 03:08
Method: SW846 8270E
Analyst approved: 06/26/21 09:57 Ying Li
Supervisor approved: 06/28/21 09:44 Nina Pandya

Parameter	CAS	Sig#	R.T. (min.)	Reason
1,4-Dioxane	123-91-1		2.18	Poor instrument integration

Quantitation Report (Qedit)

Data Path : C:\MSDCHEM\1\DATA\EF8747\
Data File : F200130.D
Acq On : 26 Jun 2021 3:08 am
Operator : chriss2
Sample : ic8747-2
Misc : op30563,ef8747,1000,,,1,1
ALS Vial : 3 Sample Multiplier: 1

Quant Time: Jun 26 08:49:34 2021
Quant Method : C:\MSDCHEM\1\METHODS\MF8747.M
Quant Title : Semi Volatile Extractables by GC/MS
QLast Update : Sat Jun 26 08:35:14 2021
Response via : Initial Calibration

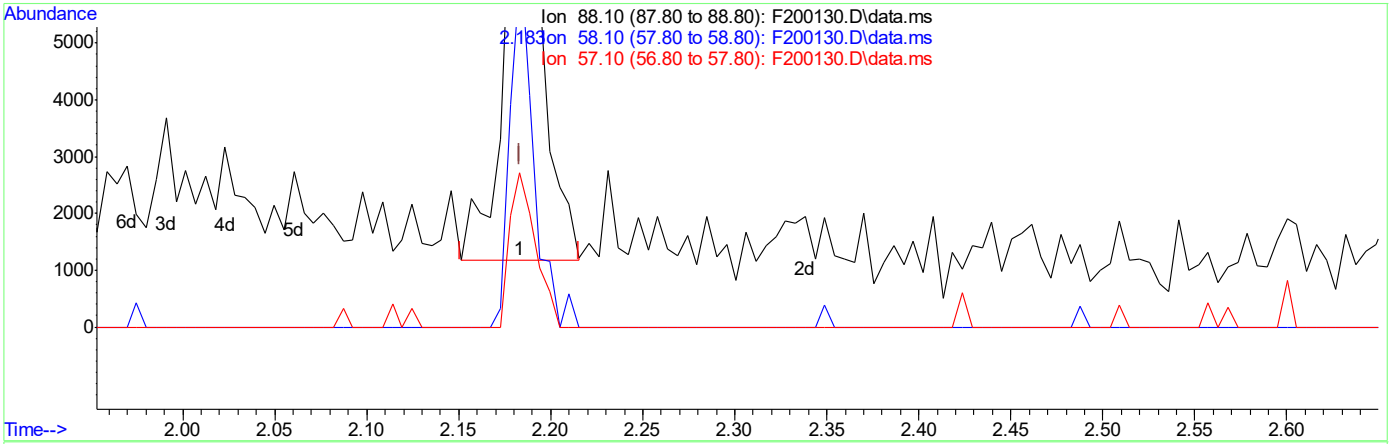

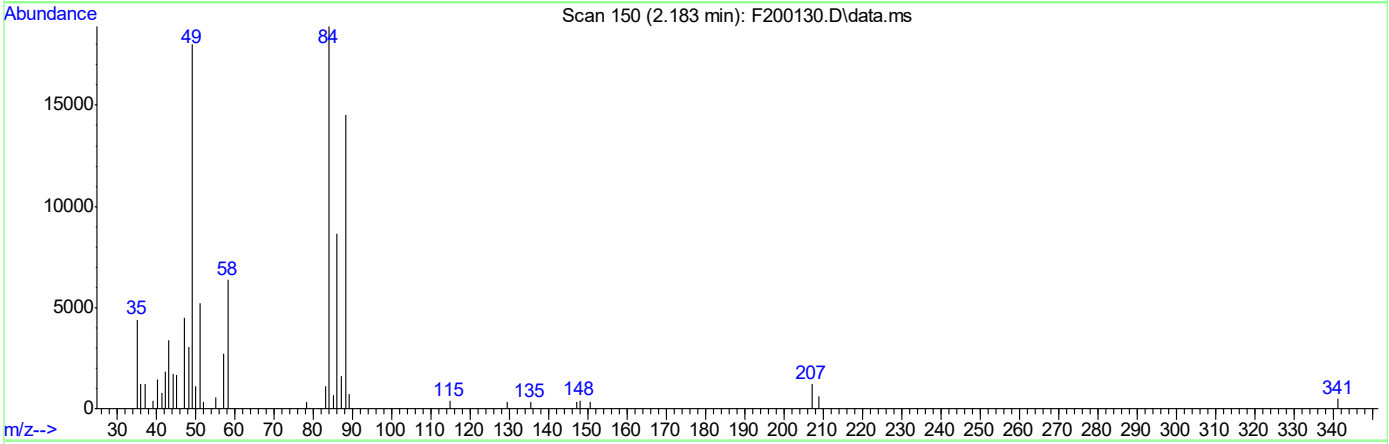

TIC: F200130.D\data.ms

(2) 1,4-Dioxane (t)

2.183min (-0.000) 2.47ppm

response 13803

Ion	Exp%	Act%
88.10	100	100
58.10	54.00	47.74
57.10	20.90	20.47
0.00	0.00	0.00

Quantitation Report (Qedit)

Data Path : C:\MSDCHEM\1\DATA\EF8747\
Data File : F200130.D
Acq On : 26 Jun 2021 3:08 am
Operator : chriss2
Sample : ic8747-2
Misc : op30563,ef8747,1000,,,1,1
ALS Vial : 3 Sample Multiplier: 1

Quant Time: Jun 26 08:49:34 2021
Quant Method : C:\MSDCHEM\1\METHODS\MF8747.M
Quant Title : Semi Volatile Extractables by GC/MS
QLast Update : Sat Jun 26 08:35:14 2021
Response via : Initial Calibration

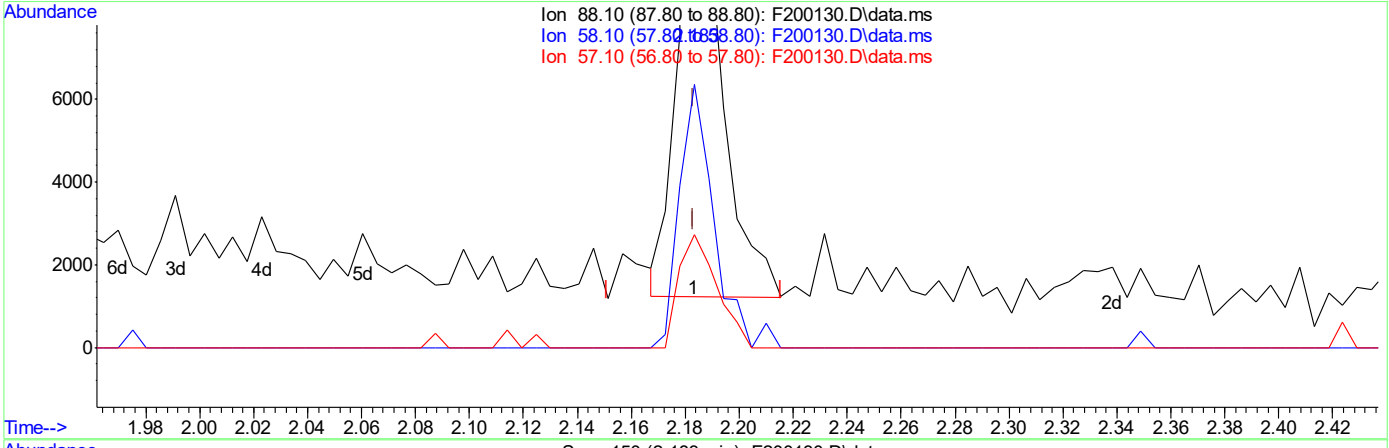

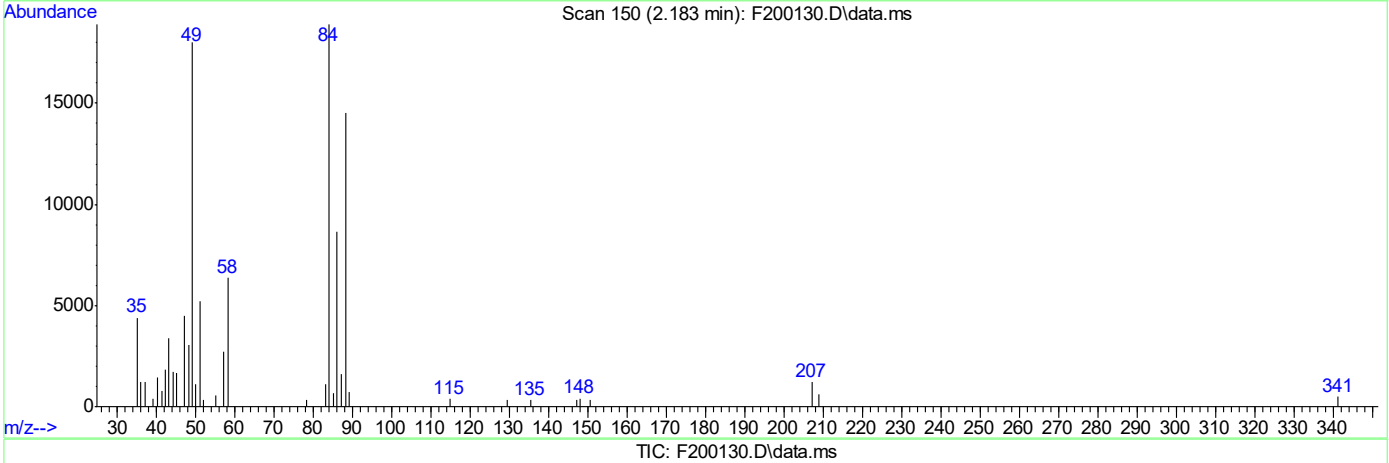

TIC: F200130.D\data.ms

(2) 1,4-Dioxane (t)

2.183min (-0.000) 2.29ppm m

response 12815

Ion	Exp%	Act%
88.10	100	100
58.10	54.00	43.79
57.10	20.90	18.78
0.00	0.00	0.00

Quantitation Report (QT Reviewed)

Data Path : C:\MSDCHEM\1\DATA\EF8747\
Data File : F200131.D
Acq On : 26 Jun 2021 3:33 am
Operator : chriss2
Sample : ic8747-5
Misc : op30563,ef8747,1000,,,1,1
ALS Vial : 4 Sample Multiplier: 1

Quant Time: Jun 26 08:49:10 2021
Quant Method : C:\MSDCHEM\1\METHODS\MF8747.M
Quant Title : Semi Volatile Extractables by GC/MS
QLast Update : Sat Jun 26 08:35:14 2021
Response via : Initial Calibration

Compound	R.T.	QIon	Response	Conc	Units	Dev(Min)
Internal Standards						
1) 1,4-Dichlorobenzene-d4	4.646	152	449132	40.00	ppm	0.00
24) Naphthalene-d8	5.570	136	1716063	40.00	ppm	0.00
46) Acenaphthene-d10	6.975	164	959321	40.00	ppm	0.00
69) Phenanthrene-d10	8.856	188	1736713	40.00	ppm	0.00
83) Chrysene-d12	14.134	240	1552793	40.00	ppm	0.00
92) Perylene-d12	17.179	264	1467546	40.00	ppm	0.00
102) 1,4-Dichlorobenzene-d4A	4.646	152	449132	40.00	ppm	0.00
112) Naphthalene-d8A	5.570	136	1716063	40.00	ppm	0.00
121) Acenaphthene-d10A	6.975	164	959321	40.00	ppm	0.00
132) Phenanthrene-d10A	8.856	188	1736713	40.00	ppm	0.00
147) Chrysene-d12A	14.134	240	1552793	40.00	ppm	0.00
154) Perylene-d12A	17.179	264	1467546	40.00	ppm	0.00
157) 1,4-Dichlorobenzene-d4b	4.646	152	449132	40.00	ppm	0.00
159) Phenanthrene-d10b	8.856	188	1736713	40.00	ppm	0.00
161) Naphthalene-d8b	5.570	136	1716063	40.00	ppm	0.00
163) Naphthalene-d8c	5.570	136	1716063	40.00	ppm	0.00
168) 1,4-Dichlorobenzene-d4c	4.646	152	449132	40.00	ppm	0.00
170) Chrysene-d12c	14.134	240	1552793	40.00	ppm	0.00
172) Chrysene-d12d	14.134	240	1552793	40.00	ppm	0.00
174) Naphthalene-d8d	5.570	136	1716063	40.00	ppm	0.00
176) Chrysene-d12e	14.134	240	1552793	40.00	ppm	0.00
178) Perylene-d12b	17.179	264	1467546	40.00	ppm	0.00
System Monitoring Compounds						
5) 2-Fluorophenol	3.647	112	64570	4.51	ppm	0.00
Spiked Amount 50.000			Recovery = 9.02%			
8) Phenol-d5	4.363	99	85594	4.54	ppm	0.00
Spiked Amount 50.000			Recovery = 9.08%			
25) Nitrobenzene-d5	5.047	82	80788	4.62	ppm	0.00
Spiked Amount 50.000			Recovery = 9.24%			
51) 2-Fluorobiphenyl	6.366	172	149644	4.50	ppm	0.00
Spiked Amount 50.000			Recovery = 9.00%			
73) 2,4,6-Tribromophenol	7.857	330	19981	3.90	ppm	0.00
Spiked Amount 50.000			Recovery = 7.80%			
86) Terphenyl-d14	11.922	244	178486	4.69	ppm	0.00
Spiked Amount 50.000			Recovery = 9.38%			
Target Compounds						Qvalue
2) 1,4-Dioxane	2.183	88	33020	5.55	ppm	94
3) Pyridine	2.509	79	75516	4.62	ppm	95
4) N-Nitrosodimethylamine	2.466	42	39493	4.81	ppm	88
6) Indene	4.833	116	118114	4.58	ppm	99
7) Cumene	4.053	105	175723	4.61	ppm	99
9) Phenol	4.373	94	87009	4.50	ppm	89
10) Aniline	4.400	93	113278	4.75	ppm	60
11) bis(2-Chloroethyl)ether	4.448	93	66679	4.85	ppm	97
12) 2-Chlorophenol	4.486	128	70413	4.68	ppm	94
13) Decane	4.528	43	60213	4.75	ppm	98
14) 1,3-Dichlorobenzene	4.603	146	79174	4.57	ppm	95

Quantitation Report (QT Reviewed)

Data Path : C:\MSDCHEM\1\DATA\EF8747\
Data File : F200131.D
Acq On : 26 Jun 2021 3:33 am
Operator : chriss2
Sample : ic8747-5
Misc : op30563,ef8747,1000,,,1,1
ALS Vial : 4 Sample Multiplier: 1

Quant Time: Jun 26 08:49:10 2021
Quant Method : C:\MSDCHEM\1\METHODS\MF8747.M
Quant Title : Semi Volatile Extractables by GC/MS
QLast Update : Sat Jun 26 08:35:14 2021
Response via : Initial Calibration

Compound	R.T.	QIon	Response	Conc	Units	Dev(Min)
15) 1,4-Dichlorobenzene	4.657	146	84382	4.81	ppm	98
16) Benzyl alcohol	4.742	108	44963	4.49	ppm	94
17) 1,2-Dichlorobenzene	4.769	146	80853	4.95	ppm	97
18) Acetophenone	4.934	105	99027	4.31	ppm	97
19) 2-Methylphenol	4.822	108	59760	3.78	ppm	95
20) 2,2'-oxybis(1-Chloropr...	4.844	121	19394	4.89	ppm	99
21) 3&4-Methylphenol	4.929	108	135041	8.59	ppm	95
22) n-Nitroso-di-n-propyla...	4.934	70	53351	4.69	ppm	95
23) Hexachloroethane	5.020	201	30918	4.81	ppm	96
26) Nitrobenzene	5.057	77	82699	4.66	ppm	97
27) Quinoline	5.816	129	128982	4.60	ppm	99
28) Isophorone	5.234	82	145831	4.64	ppm	99
29) 2-Nitrophenol	5.292	139	33021	4.03	ppm	86
30) 2,4-Dimethylphenol	5.314	107	78520	4.66	ppm	93
31) Benzoic acid	5.340	105	40584	3.40	ppm	94
32) bis(2-Chloroethoxy)met...	5.389	93	81656	4.69	ppm	98
33) 2,4-Dichlorophenol	5.458	162	56471	4.51	ppm	94
34) 2,6-Dichlorophenol	5.624	162	57532	4.46	ppm	96
35) 1,3,5-Trichlorobenzene	5.298	180	69573	4.66	ppm	96
36) 1,2,4-Trichlorobenzene	5.527	180	64823	4.58	ppm	97
37) 1,2,3-Trichlorobenzene	5.682	180	64297	4.83	ppm	95
38) Naphthalene	5.581	128	204561	4.51	ppm	99
39) 4-Chloroaniline	5.618	127	82750	4.49	ppm	93
40) 2,3-Dichloroaniline	6.297	161	74481	4.66	ppm	94
41) Hydroquinone	5.832	110	60169	4.33	ppm	96
42) Hexachlorobutadiene	5.672	225	41880	4.72	ppm	94
43) 4-Chloro-3-methylphenol	5.955	107	61242	4.43	ppm	92
44) 2-Methylnaphthalene	6.083	141	117953	4.60	ppm	99
45) 1-Methylnaphthalene	6.158	142	127379	4.67	ppm	96
47) Hexachlorocyclopentadiene	6.201	237	75151	8.31	ppm	92
48) 1,2,4,5-tetrachloroben...	6.206	216	72508	4.86	ppm	96
49) 2,4,6-Trichlorophenol	6.291	196	47190	4.66	ppm	97
50) 2,4,5-Trichlorophenol	6.318	196	46045	4.47	ppm	99
52) 2-Chloronaphthalene	6.468	162	131249	4.68	ppm	95
53) Biphenyl	6.452	154	165149	4.50	ppm	100
54) 2-Nitroaniline	6.548	65	39588	4.26	ppm	94
55) Dimethylphthalate	6.708	163	148268	4.63	ppm	98
56) Acenaphthylene	6.836	152	149338	4.39	ppm	99
57) 2,6-Dinitrotoluene	6.767	165	28370	4.09	ppm	91
58) 3-Nitroaniline	6.922	138	29728	4.00	ppm	97
59) Acenaphthene	7.007	153	132528	4.70	ppm	92
60) 2,4-Dinitrophenol	7.023	184	37880	7.11	ppm	86
61) 4-Nitrophenol	7.071	109	22759	3.97	ppm	95
62) Dibenzofuran	7.184	168	180396	4.63	ppm	98
63) 2,4-Dinitrotoluene	7.162	165	40050	4.15	ppm	90
64) 2,3,4,6-Tetrachlorophenol	7.306	232	38467	4.51	ppm	85
65) Diethylphthalate	7.440	149	148547	4.57	ppm	98
66) Fluorene	7.568	166	145063	4.49	ppm	98
67) 4-Chlorophenyl-phenyle...	7.573	204	76483	4.73	ppm	95
68) 4-Nitroaniline	7.573	138	31335	4.03	ppm	93

Quantitation Report (QT Reviewed)

Data Path : C:\MSDCHEM\1\DATA\EF8747\
Data File : F200131.D
Acq On : 26 Jun 2021 3:33 am
Operator : chriss2
Sample : ic8747-5
Misc : op30563,ef8747,1000,,,1,1
ALS Vial : 4 Sample Multiplier: 1

Quant Time: Jun 26 08:49:10 2021
Quant Method : C:\MSDCHEM\1\METHODS\MF8747.M
Quant Title : Semi Volatile Extractables by GC/MS
QLast Update : Sat Jun 26 08:35:14 2021
Response via : Initial Calibration

Compound	R.T.	QIon	Response	Conc	Units	Dev(Min)
70) 4,6-Dinitro-2-methylph...	7.616	198	21465	3.48	ppm	95
71) n-Nitrosodiphenylamine	7.712	169	124007	4.35	ppm	94
72) 1,2-Diphenylhydrazine	7.766	77	162434	4.52	ppm	99
74) 4-Bromophenyl-phenylether	8.204	248	43753	4.57	ppm	83
75) Hexachlorobenzene	8.273	284	50914	4.89	ppm	88
76) Pentachlorophenol	8.556	266	60556	8.08	ppm	91
77) Phenanthrene	8.888	178	213444	4.60	ppm	98
78) Anthracene	8.968	178	212016	4.47	ppm	97
79) Carbazole	9.246	167	192093	4.54	ppm	99
80) Di-n-butylphthalate	9.972	149	220024	4.04	ppm	99
81) Fluoranthene	11.030	202	229189	4.51	ppm	96
82) Octadecane	8.775	57	76541	4.35	ppm	87
84) Benzidine	11.383	184	105025	3.92	ppm	99
85) Pyrene	11.473	202	237833	4.65	ppm	98
87) Butylbenzylphthalate	13.119	149	89546	3.98	ppm	98
88) Benzo[a]anthracene	14.112	228	211116	4.51	ppm	96
89) 3,3'-Dichlorobenzidine	14.160	252	71125	4.01	ppm	98
90) Chrysene	14.182	228	215591	4.67	ppm	97
91) bis(2-Ethylhexyl)phtha...	14.550	149	114533	3.66	ppm	99
93) Di-n-octylphthalate	16.009	149	175249	3.29	ppm	98
94) Benzo[b]fluoranthene	16.415	252	206845	4.59	ppm	98
95) Benzo[k]fluoranthene	16.474	252	196684	4.39	ppm	94
96) Benzo[a]pyrene	17.056	252	172570	4.06	ppm	97
97) Indeno[1,2,3-cd]pyrene	19.107	276	155631	4.12	ppm	91
98) Dibenz(a,h)acridine	18.760	279	141838	4.03	ppm	96
99) Dibenz[a,h]anthracene	19.182	278	172452	4.16	ppm	95
100) 7,12-Dimethylbenz(a)an...	16.447	256	76496	3.76	ppm	94
101) Benzo[g,h,i]perylene	19.535	276	184607	4.40	ppm	96

(#) = qualifier out of range (m) = manual integration (+) = signals summed

Quantitation Report (QT Reviewed)

Data Path : C:\MSDCHEM\1\DATA\EF8747\
Data File : F200131.D
Acq On : 26 Jun 2021 3:33 am
Operator : chriss2
Sample : ic8747-5
Misc : op30563,ef8747,1000,,,1,1
ALS Vial : 4 Sample Multiplier: 1

Quant Time: Jun 26 08:49:10 2021
Quant Method : C:\MSDCHEM\1\METHODS\MF8747.M
Quant Title : Semi Volatile Extractables by GC/MS
QLast Update : Sat Jun 26 08:35:14 2021
Response via : Initial Calibration

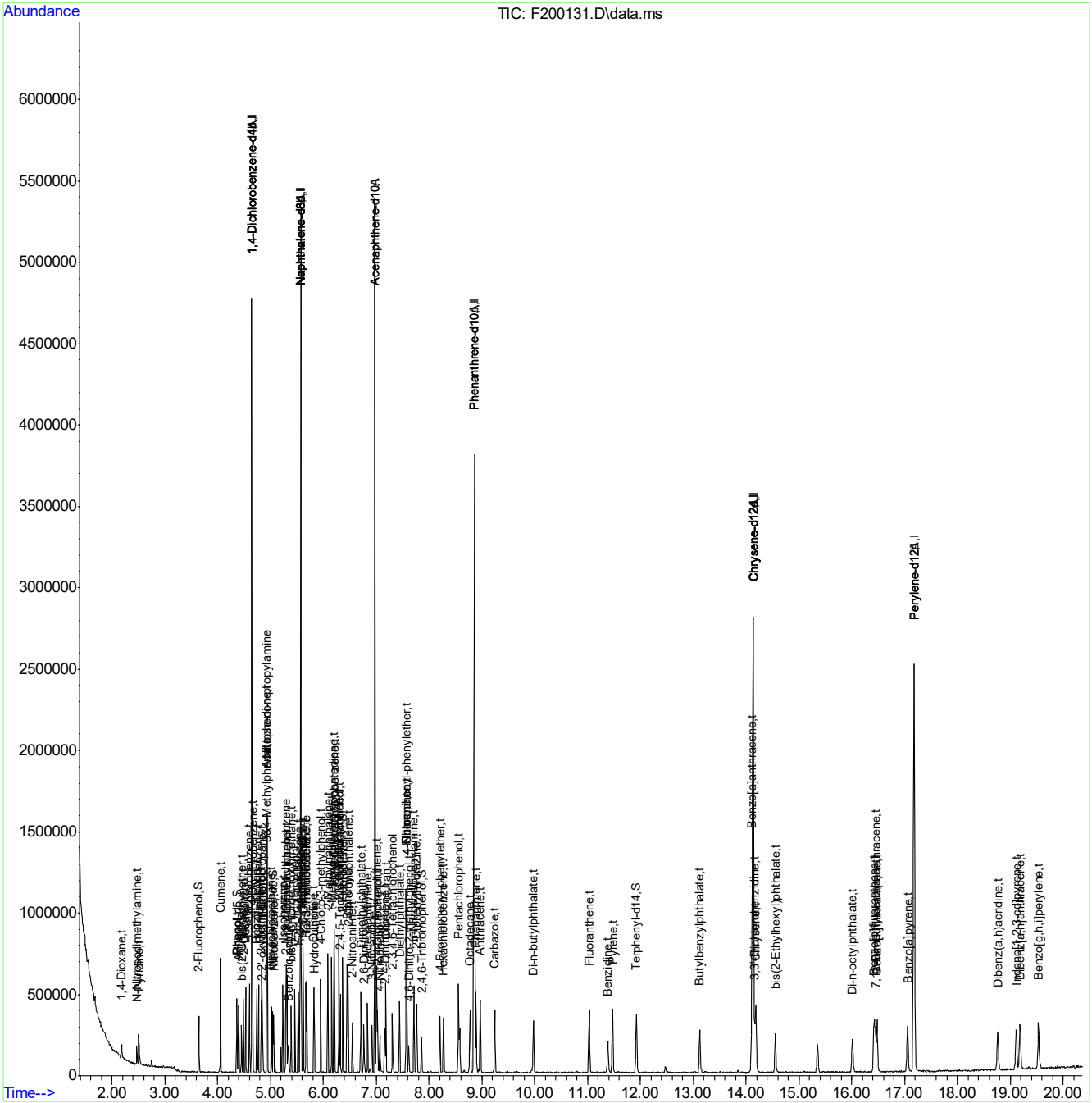

Quantitation Report (QT Reviewed)

Data Path : C:\MSDCHEM\1\DATA\EF8747\
Data File : F200132.D
Acq On : 26 Jun 2021 3:59 am
Operator : chriss2
Sample : ic8747-10
Misc : op30563,ef8747,1000,,,1,1
ALS Vial : 5 Sample Multiplier: 1

Quant Time: Jun 26 08:46:41 2021
Quant Method : C:\MSDCHEM\1\METHODS\MF8747.M
Quant Title : Semi Volatile Extractables by GC/MS
QLast Update : Sat Jun 26 08:35:14 2021
Response via : Initial Calibration

Compound	R.T.	QIon	Response	Conc	Units	Dev(Min)
Internal Standards						
1) 1,4-Dichlorobenzene-d4	4.646	152	421466	40.00	ppm	0.00
24) Naphthalene-d8	5.570	136	1628538	40.00	ppm	0.00
46) Acenaphthene-d10	6.975	164	894610	40.00	ppm	0.00
69) Phenanthrene-d10	8.856	188	1650366	40.00	ppm	0.00
83) Chrysene-d12	14.128	240	1526188	40.00	ppm	0.00
92) Perylene-d12	17.179	264	1457707	40.00	ppm	0.00
102) 1,4-Dichlorobenzene-d4A	4.646	152	421466	40.00	ppm	0.00
112) Naphthalene-d8A	5.570	136	1628538	40.00	ppm	0.00
121) Acenaphthene-d10A	6.975	164	894610	40.00	ppm	0.00
132) Phenanthrene-d10A	8.856	188	1650366	40.00	ppm	0.00
147) Chrysene-d12A	14.128	240	1526188	40.00	ppm	0.00
154) Perylene-d12A	17.179	264	1457707	40.00	ppm	0.00
157) 1,4-Dichlorobenzene-d4b	4.646	152	421466	40.00	ppm	0.00
159) Phenanthrene-d10b	8.856	188	1650366	40.00	ppm	0.00
161) Naphthalene-d8b	5.570	136	1628538	40.00	ppm	0.00
163) Naphthalene-d8c	5.570	136	1628538	40.00	ppm	0.00
168) 1,4-Dichlorobenzene-d4c	4.646	152	421466	40.00	ppm	0.00
170) Chrysene-d12c	14.128	240	1526188	40.00	ppm	0.00
172) Chrysene-d12d	14.128	240	1526188	40.00	ppm	0.00
174) Naphthalene-d8d	5.570	136	1628538	40.00	ppm	0.00
176) Chrysene-d12e	14.128	240	1526188	40.00	ppm	0.00
178) Perylene-d12b	17.179	264	1457707	40.00	ppm	0.00
System Monitoring Compounds						
5) 2-Fluorophenol	3.647	112	126563	9.41	ppm	0.00
Spiked Amount 50.000			Recovery = 18.82%			
8) Phenol-d5	4.363	99	172684	9.76	ppm	0.00
Spiked Amount 50.000			Recovery = 19.52%			
25) Nitrobenzene-d5	5.047	82	153067	9.22	ppm	0.00
Spiked Amount 50.000			Recovery = 18.44%			
51) 2-Fluorobiphenyl	6.366	172	284945	9.18	ppm	0.00
Spiked Amount 50.000			Recovery = 18.36%			
73) 2,4,6-Tribromophenol	7.857	330	41907	8.61	ppm	0.00
Spiked Amount 50.000			Recovery = 17.22%			
86) Terphenyl-d14	11.922	244	348211	9.31	ppm	0.00
Spiked Amount 50.000			Recovery = 18.62%			
Target Compounds						Qvalue
2) 1,4-Dioxane	2.183	88	56444	10.10	ppm	99
3) Pyridine	2.504	79	142170	9.27	ppm	98
4) N-Nitrosodimethylamine	2.466	42	71745	9.31	ppm	97
6) Indene	4.833	116	230339	9.52	ppm	99
7) Cumene	4.053	105	332625	9.29	ppm	98
9) Phenol	4.373	94	175434	9.67	ppm	96
10) Aniline	4.400	93	217338	9.71	ppm	69
11) bis(2-Chloroethyl)ether	4.448	93	123196	9.54	ppm	89
12) 2-Chlorophenol	4.486	128	140745	9.97	ppm	94
13) Decane	4.528	43	116559	9.80	ppm	99
14) 1,3-Dichlorobenzene	4.603	146	152927	9.40	ppm	99

Quantitation Report (QT Reviewed)

Data Path : C:\MSDCHEM\1\DATA\EF8747\
Data File : F200132.D
Acq On : 26 Jun 2021 3:59 am
Operator : chriss2
Sample : ic8747-10
Misc : op30563,ef8747,1000,,,1,1
ALS Vial : 5 Sample Multiplier: 1

Quant Time: Jun 26 08:46:41 2021
Quant Method : C:\MSDCHEM\1\METHODS\MF8747.M
Quant Title : Semi Volatile Extractables by GC/MS
QLast Update : Sat Jun 26 08:35:14 2021
Response via : Initial Calibration

Compound	R.T.	QIon	Response	Conc	Units		Dev(Min)
15) 1,4-Dichlorobenzene	4.657	146	156855	9.53	ppm		98
16) Benzyl alcohol	4.742	108	91076	9.69	ppm		98
17) 1,2-Dichlorobenzene	4.769	146	149108	9.73	ppm		100
18) Acetophenone	4.934	105	195135	9.06	ppm		97
19) 2-Methylphenol	4.822	108	126399	8.52	ppm		97
20) 2,2'-oxybis(1-Chloropr...	4.844	121	37735	10.13	ppm		91
21) 3&4-Methylphenol	4.934	108	268873	18.23	ppm		97
22) n-Nitroso-di-n-propyla...	4.934	70	103134	9.65	ppm		88
23) Hexachloroethane	5.020	201	56133	9.30	ppm		97
26) Nitrobenzene	5.063	77	165546	9.83	ppm		91
27) Quinoline	5.821	129	244769	9.20	ppm		97
28) Isophorone	5.234	82	268730	9.01	ppm		96
29) 2-Nitrophenol	5.292	139	70939	9.11	ppm		91
30) 2,4-Dimethylphenol	5.314	107	151725	9.49	ppm		98
31) Benzoic acid	5.351	105	90231	7.96	ppm		94
32) bis(2-Chloroethoxy)met...	5.389	93	155441	9.40	ppm		97
33) 2,4-Dichlorophenol	5.458	162	114190	9.60	ppm		94
34) 2,6-Dichlorophenol	5.624	162	111138	9.08	ppm		95
35) 1,3,5-Trichlorobenzene	5.298	180	130826	9.24	ppm		98
36) 1,2,4-Trichlorobenzene	5.527	180	127383	9.47	ppm		93
37) 1,2,3-Trichlorobenzene	5.682	180	120886	9.57	ppm		96
38) Naphthalene	5.581	128	391750	9.11	ppm		95
39) 4-Chloroaniline	5.618	127	153557	8.79	ppm		94
40) 2,3-Dichloroaniline	6.297	161	140743	9.29	ppm		99
41) Hydroquinone	5.832	110	116652	8.84	ppm		99
42) Hexachlorobutadiene	5.672	225	80266	9.53	ppm		98
43) 4-Chloro-3-methylphenol	5.955	107	121866	9.29	ppm		94
44) 2-Methylnaphthalene	6.083	141	223497	9.18	ppm		99
45) 1-Methylnaphthalene	6.158	142	255499	9.87	ppm		97
47) Hexachlorocyclopentadiene	6.201	237	148190	17.58	ppm		95
48) 1,2,4,5-tetrachloroben...	6.206	216	131487	9.44	ppm		98
49) 2,4,6-Trichlorophenol	6.291	196	82002	8.68	ppm		96
50) 2,4,5-Trichlorophenol	6.318	196	88511	9.22	ppm		93
52) 2-Chloronaphthalene	6.468	162	243894	9.32	ppm		96
53) Biphenyl	6.452	154	323276	9.45	ppm		100
54) 2-Nitroaniline	6.548	65	76987	8.87	ppm		90
55) Dimethylphthalate	6.708	163	286910	9.62	ppm		100
56) Acenaphthylene	6.836	152	304722	9.60	ppm		98
57) 2,6-Dinitrotoluene	6.767	165	58133	9.00	ppm		84
58) 3-Nitroaniline	6.922	138	63152	9.11	ppm		99
59) Acenaphthene	7.007	153	252343	9.59	ppm		94
60) 2,4-Dinitrophenol	7.023	184	81120	16.32	ppm	#	81
61) 4-Nitrophenol	7.071	109	46383	8.67	ppm		95
62) Dibenzofuran	7.184	168	347503	9.57	ppm		98
63) 2,4-Dinitrotoluene	7.162	165	79272	8.81	ppm		94
64) 2,3,4,6-Tetrachlorophenol	7.306	232	76612	9.62	ppm		91
65) Diethylphthalate	7.440	149	279728	9.23	ppm		99
66) Fluorene	7.568	166	291700	9.69	ppm		99
67) 4-Chlorophenyl-phenyle...	7.574	204	142311	9.43	ppm		97
68) 4-Nitroaniline	7.574	138	64803	8.94	ppm		95

Quantitation Report (QT Reviewed)

Data Path : C:\MSDCHEM\1\DATA\EF8747\
Data File : F200132.D
Acq On : 26 Jun 2021 3:59 am
Operator : chriss2
Sample : ic8747-10
Misc : op30563,ef8747,1000,,,1,1
ALS Vial : 5 Sample Multiplier: 1

Quant Time: Jun 26 08:46:41 2021
Quant Method : C:\MSDCHEM\1\METHODS\MF8747.M
Quant Title : Semi Volatile Extractables by GC/MS
QLast Update : Sat Jun 26 08:35:14 2021
Response via : Initial Calibration

Compound	R.T.	QIon	Response	Conc	Units	Dev(Min)
70) 4,6-Dinitro-2-methylph...	7.616	198	46454	7.92	ppm	95
71) n-Nitrosodiphenylamine	7.712	169	251707	9.29	ppm	98
72) 1,2-Diphenylhydrazine	7.766	77	318680	9.32	ppm	100
74) 4-Bromophenyl-phenylether	8.204	248	88361	9.72	ppm	89
75) Hexachlorobenzene	8.268	284	94904	9.59	ppm	97
76) Pentachlorophenol	8.556	266	123389	17.32	ppm	96
77) Phenanthrene	8.888	178	422500	9.59	ppm	99
78) Anthracene	8.968	178	419742	9.30	ppm	99
79) Carbazole	9.240	167	375397	9.34	ppm	98
80) Di-n-butylphthalate	9.972	149	458736	8.87	ppm	99
81) Fluoranthene	11.030	202	461294	9.55	ppm	99
82) Octadecane	8.775	57	150440	9.00	ppm	98
84) Benzidine	11.383	184	209728	7.97	ppm	96
85) Pyrene	11.473	202	473258	9.41	ppm	98
87) Butylbenzylphthalate	13.119	149	187596	8.48	ppm	97
88) Benzo[a]anthracene	14.107	228	425426	9.25	ppm	99
89) 3,3'-Dichlorobenzidine	14.160	252	152879	8.76	ppm	97
90) Chrysene	14.182	228	436978	9.63	ppm	98
91) bis(2-Ethylhexyl)phtha...	14.550	149	259503	8.43	ppm	99
93) Di-n-octylphthalate	16.009	149	406709	7.69	ppm	99
94) Benzo[b]fluoranthene	16.415	252	423904	9.48	ppm	99
95) Benzo[k]fluoranthene	16.479	252	413049	9.28	ppm	97
96) Benzo[a]pyrene	17.051	252	376397	8.92	ppm	96
97) Indeno[1,2,3-cd]pyrene	19.107	276	331388	8.84	ppm	97
98) Dibenz(a,h)acridine	18.760	279	298370	8.53	ppm	99
99) Dibenz[a,h]anthracene	19.182	278	367492	8.91	ppm	94
100) 7,12-Dimethylbenz(a)an...	16.442	256	161743	8.00	ppm	96
101) Benzo[g,h,i]perylene	19.535	276	381723	9.15	ppm	97

(#) = qualifier out of range (m) = manual integration (+) = signals summed

Quantitation Report (QT Reviewed)

Data Path : C:\MSDCHEM\1\DATA\EF8747\
Data File : F200132.D
Acq On : 26 Jun 2021 3:59 am
Operator : chriss2
Sample : ic8747-10
Misc : op30563,ef8747,1000,,,1,1
ALS Vial : 5 Sample Multiplier: 1

Quant Time: Jun 26 08:46:41 2021
Quant Method : C:\MSDCHEM\1\METHODS\MF8747.M
Quant Title : Semi Volatile Extractables by GC/MS
QLast Update : Sat Jun 26 08:35:14 2021
Response via : Initial Calibration

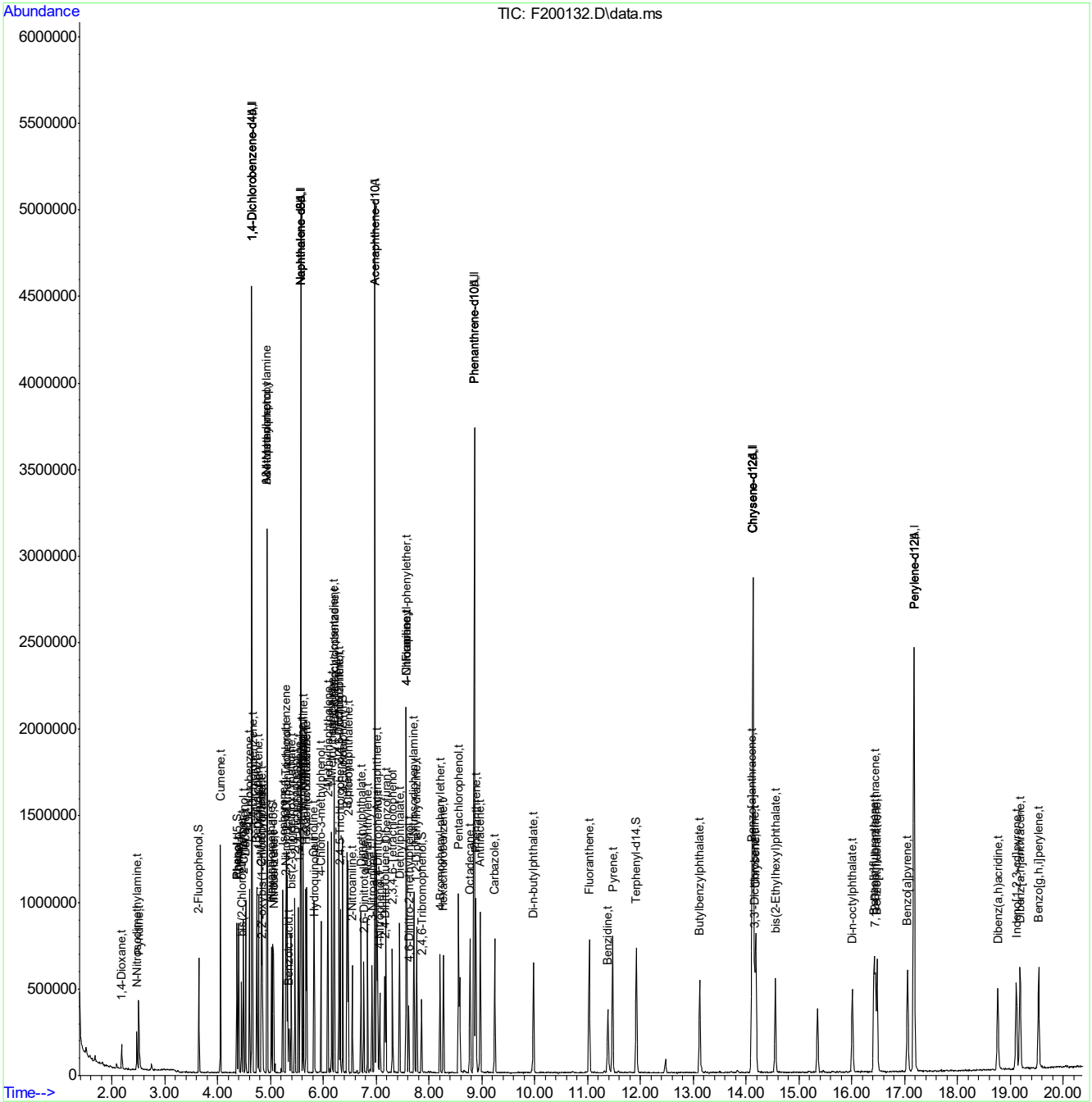

Quantitation Report (QT Reviewed)

Data Path : C:\MSDCHEM\1\DATA\EF8747\
Data File : F200133.D
Acq On : 26 Jun 2021 4:25 am
Operator : chriss2
Sample : ic8747-25
Misc : op30563,ef8747,1000,,,1,1
ALS Vial : 6 Sample Multiplier: 1

Quant Time: Jun 26 08:44:27 2021
Quant Method : C:\MSDCHEM\1\METHODS\MF8747.M
Quant Title : Semi Volatile Extractables by GC/MS
QLast Update : Sat Jun 26 08:35:14 2021
Response via : Initial Calibration

Compound	R.T.	QIon	Response	Conc	Units	Dev(Min)
Internal Standards						
1) 1,4-Dichlorobenzene-d4	4.646	152	439328	40.00	ppm	0.00
24) Naphthalene-d8	5.570	136	1690778	40.00	ppm	0.00
46) Acenaphthene-d10	6.975	164	947605	40.00	ppm	0.00
69) Phenanthrene-d10	8.855	188	1729988	40.00	ppm	0.00
83) Chrysene-d12	14.134	240	1590590	40.00	ppm	0.00
92) Perylene-d12	17.179	264	1492985	40.00	ppm	0.00
102) 1,4-Dichlorobenzene-d4A	4.646	152	439328	40.00	ppm	0.00
112) Naphthalene-d8A	5.570	136	1690778	40.00	ppm	0.00
121) Acenaphthene-d10A	6.975	164	947605	40.00	ppm	0.00
132) Phenanthrene-d10A	8.855	188	1729988	40.00	ppm	0.00
147) Chrysene-d12A	14.134	240	1590590	40.00	ppm	0.00
154) Perylene-d12A	17.179	264	1492985	40.00	ppm	0.00
157) 1,4-Dichlorobenzene-d4b	4.646	152	439328	40.00	ppm	0.00
159) Phenanthrene-d10b	8.855	188	1729988	40.00	ppm	0.00
161) Naphthalene-d8b	5.570	136	1690778	40.00	ppm	0.00
163) Naphthalene-d8c	5.570	136	1690778	40.00	ppm	0.00
168) 1,4-Dichlorobenzene-d4c	4.646	152	439328	40.00	ppm	0.00
170) Chrysene-d12c	14.134	240	1590590	40.00	ppm	0.00
172) Chrysene-d12d	14.134	240	1590590	40.00	ppm	0.00
174) Naphthalene-d8d	5.570	136	1690778	40.00	ppm	0.00
176) Chrysene-d12e	14.134	240	1590590	40.00	ppm	0.00
178) Perylene-d12b	17.179	264	1492985	40.00	ppm	0.00
System Monitoring Compounds						
5) 2-Fluorophenol	3.647	112	333595	23.80	ppm	0.00
Spiked Amount 50.000			Recovery = 47.60%			
8) Phenol-d5	4.363	99	459277	24.91	ppm	0.00
Spiked Amount 50.000			Recovery = 49.82%			
25) Nitrobenzene-d5	5.046	82	415076	24.09	ppm	0.00
Spiked Amount 50.000			Recovery = 48.18%			
51) 2-Fluorobiphenyl	6.366	172	790289	24.04	ppm	0.00
Spiked Amount 50.000			Recovery = 48.08%			
73) 2,4,6-Tribromophenol	7.862	330	119239	23.38	ppm	0.00
Spiked Amount 50.000			Recovery = 46.76%			
86) Terphenyl-d14	11.922	244	927837	23.81	ppm	0.00
Spiked Amount 50.000			Recovery = 47.62%			
Target Compounds						Qvalue
2) 1,4-Dioxane	2.183	88	141716	24.33	ppm	97
3) Pyridine	2.503	79	396451	24.79	ppm	98
4) N-Nitrosodimethylamine	2.466	42	194739	24.23	ppm	92
6) Indene	4.833	116	613345	24.31	ppm	99
7) Cumene	4.053	105	890570	23.86	ppm	97
9) Phenol	4.373	94	455948	24.12	ppm	88
10) Aniline	4.400	93	561198	24.06	ppm	96
11) bis(2-Chloroethyl)ether	4.453	93	332330	24.70	ppm	98
12) 2-Chlorophenol	4.485	128	366007	24.87	ppm	93
13) Decane	4.528	43	307543	24.81	ppm	98
14) 1,3-Dichlorobenzene	4.603	146	413896	24.41	ppm	99

Quantitation Report (QT Reviewed)

Data Path : C:\MSDCHEM\1\DATA\EF8747\
Data File : F200133.D
Acq On : 26 Jun 2021 4:25 am
Operator : chriss2
Sample : ic8747-25
Misc : op30563,ef8747,1000,,,1,1
ALS Vial : 6 Sample Multiplier: 1

Quant Time: Jun 26 08:44:27 2021
Quant Method : C:\MSDCHEM\1\METHODS\MF8747.M
Quant Title : Semi Volatile Extractables by GC/MS
QLast Update : Sat Jun 26 08:35:14 2021
Response via : Initial Calibration

Compound	R.T.	QIon	Response	Conc	Units	Dev(Min)
15) 1,4-Dichlorobenzene	4.662	146	417835	24.36	ppm	98
16) Benzyl alcohol	4.742	108	236420	24.14	ppm	94
17) 1,2-Dichlorobenzene	4.769	146	393267	24.61	ppm	98
18) Acetophenone	4.940	105	532645	23.72	ppm	81
19) 2-Methylphenol	4.822	108	338497	21.89	ppm	98
20) 2,2'-oxybis(1-Chloropr...	4.849	121	95389	24.57	ppm	97
21) 3&4-Methylphenol	4.934	108	750650	48.83	ppm	99
22) n-Nitroso-di-n-propyla...	4.940	70	279845	25.13	ppm	98
23) Hexachloroethane	5.020	201	153737	24.43	ppm	98
26) Nitrobenzene	5.062	77	424270	24.27	ppm	97
27) Quinoline	5.821	129	663600	24.03	ppm	98
28) Isophorone	5.233	82	743656	24.01	ppm	96
29) 2-Nitrophenol	5.292	139	193939	24.00	ppm	98
30) 2,4-Dimethylphenol	5.319	107	402289	24.23	ppm	97
31) Benzoic acid	5.378	105	267187	22.70	ppm	88
32) bis(2-Chloroethoxy)met...	5.388	93	416778	24.27	ppm	96
33) 2,4-Dichlorophenol	5.463	162	305765	24.77	ppm	96
34) 2,6-Dichlorophenol	5.623	162	299961	23.62	ppm	96
35) 1,3,5-Trichlorobenzene	5.303	180	353289	24.03	ppm	96
36) 1,2,4-Trichlorobenzene	5.527	180	342091	24.51	ppm	100
37) 1,2,3-Trichlorobenzene	5.687	180	319977	24.40	ppm	98
38) Naphthalene	5.586	128	1042250	23.33	ppm	98
39) 4-Chloroaniline	5.618	127	445328	24.55	ppm	95
40) 2,3-Dichloroaniline	6.296	161	383773	24.39	ppm	97
41) Hydroquinone	5.837	110	335958	24.52	ppm	94
42) Hexachlorobutadiene	5.671	225	219866	25.13	ppm	95
43) 4-Chloro-3-methylphenol	5.955	107	323769	23.77	ppm	94
44) 2-Methylnaphthalene	6.083	141	615811	24.36	ppm	98
45) 1-Methylnaphthalene	6.158	142	657343	24.45	ppm	98
47) Hexachlorocyclopentadiene	6.200	237	414677	46.45	ppm	97
48) 1,2,4,5-tetrachloroben...	6.211	216	354233	24.01	ppm	98
49) 2,4,6-Trichlorophenol	6.296	196	243156	24.30	ppm	97
50) 2,4,5-Trichlorophenol	6.318	196	243044	23.89	ppm	96
52) 2-Chloronaphthalene	6.467	162	665668	24.01	ppm	97
53) Biphenyl	6.451	154	863462	23.82	ppm	98
54) 2-Nitroaniline	6.548	65	221977	24.16	ppm	98
55) Dimethylphthalate	6.713	163	760186	24.06	ppm	99
56) Acenaphthylene	6.836	152	817370	24.32	ppm	99
57) 2,6-Dinitrotoluene	6.767	165	165510	24.18	ppm	94
58) 3-Nitroaniline	6.922	138	181201	24.68	ppm	89
59) Acenaphthene	7.007	153	674671	24.21	ppm	93
60) 2,4-Dinitrophenol	7.028	184	238978	45.40	ppm	91
61) 4-Nitrophenol	7.071	109	136514	24.10	ppm	97
62) Dibenzofuran	7.183	168	935180	24.30	ppm	96
63) 2,4-Dinitrotoluene	7.162	165	228806	24.00	ppm	94
64) 2,3,4,6-Tetrachlorophenol	7.311	232	205216	24.34	ppm	95
65) Diethylphthalate	7.445	149	772734	24.08	ppm	98
66) Fluorene	7.568	166	773708	24.26	ppm	98
67) 4-Chlorophenyl-phenyle...	7.573	204	379466	23.74	ppm	97
68) 4-Nitroaniline	7.584	138	184108	23.99	ppm	93

Quantitation Report (QT Reviewed)

Data Path : C:\MSDCHEM\1\DATA\EF8747\
Data File : F200133.D
Acq On : 26 Jun 2021 4:25 am
Operator : chriss2
Sample : ic8747-25
Misc : op30563,ef8747,1000,,,1,1
ALS Vial : 6 Sample Multiplier: 1

Quant Time: Jun 26 08:44:27 2021
Quant Method : C:\MSDCHEM\1\METHODS\MF8747.M
Quant Title : Semi Volatile Extractables by GC/MS
QLast Update : Sat Jun 26 08:35:14 2021
Response via : Initial Calibration

	Compound	R.T.	QIon	Response	Conc	Units	Dev(Min)
70)	4,6-Dinitro-2-methylph...	7.621	198	136197	22.14	ppm	95
71)	n-Nitrosodiphenylamine	7.712	169	681671	24.01	ppm	99
72)	1,2-Diphenylhydrazine	7.766	77	855654	23.88	ppm	96
74)	4-Bromophenyl-phenylether	8.209	248	224951	23.61	ppm	97
75)	Hexachlorobenzene	8.273	284	248494	23.95	ppm	98
76)	Pentachlorophenol	8.562	266	345092	46.22	ppm	96
77)	Phenanthrene	8.893	178	1104303	23.91	ppm	99
78)	Anthracene	8.973	178	1116253	23.60	ppm	99
79)	Carbazole	9.245	167	1004546	23.84	ppm	99
80)	Di-n-butylphthalate	9.977	149	1274058	23.51	ppm	99
81)	Fluoranthene	11.030	202	1199649	23.71	ppm	98
82)	Octadecane	8.775	57	420127	23.99	ppm	96
84)	Benzidine	11.388	184	616133	22.47	ppm	99
85)	Pyrene	11.473	202	1241377	23.68	ppm	99
87)	Butylbenzylphthalate	13.119	149	531000	23.03	ppm	91
88)	Benzo[a]anthracene	14.112	228	1146782	23.94	ppm	98
89)	3,3'-Dichlorobenzidine	14.160	252	414757	22.81	ppm	97
90)	Chrysene	14.187	228	1135659	24.02	ppm	98
91)	bis(2-Ethylhexyl)phtha...	14.550	149	749773	23.38	ppm	99
93)	Di-n-octylphthalate	16.014	149	1268324	23.42	ppm	99
94)	Benzo[b]fluoranthene	16.425	252	1160793	25.33	ppm	98
95)	Benzo[k]fluoranthene	16.484	252	1055068	23.15	ppm	98
96)	Benzo[a]pyrene	17.061	252	1045483	24.20	ppm	99
97)	Indeno[1,2,3-cd]pyrene	19.118	276	896154	23.33	ppm	98
98)	Dibenz(a,h)acridine	18.765	279	840074	23.44	ppm	97
99)	Dibenz[a,h]anthracene	19.187	278	979908	23.21	ppm	97
100)	7,12-Dimethylbenz(a)an...	16.452	256	486015	23.47	ppm	97
101)	Benzo[g,h,i]perylene	19.545	276	1025395	24.00	ppm	99

(#) = qualifier out of range (m) = manual integration (+) = signals summed

Quantitation Report (QT Reviewed)

Data Path : C:\MSDCHEM\1\DATA\EF8747\
Data File : F200133.D
Acq On : 26 Jun 2021 4:25 am
Operator : chriss2
Sample : ic8747-25
Misc : op30563,ef8747,1000,,,1,1
ALS Vial : 6 Sample Multiplier: 1

Quant Time: Jun 26 08:44:27 2021
Quant Method : C:\MSDCHEM\1\METHODS\MF8747.M
Quant Title : Semi Volatile Extractables by GC/MS
QLast Update : Sat Jun 26 08:35:14 2021
Response via : Initial Calibration

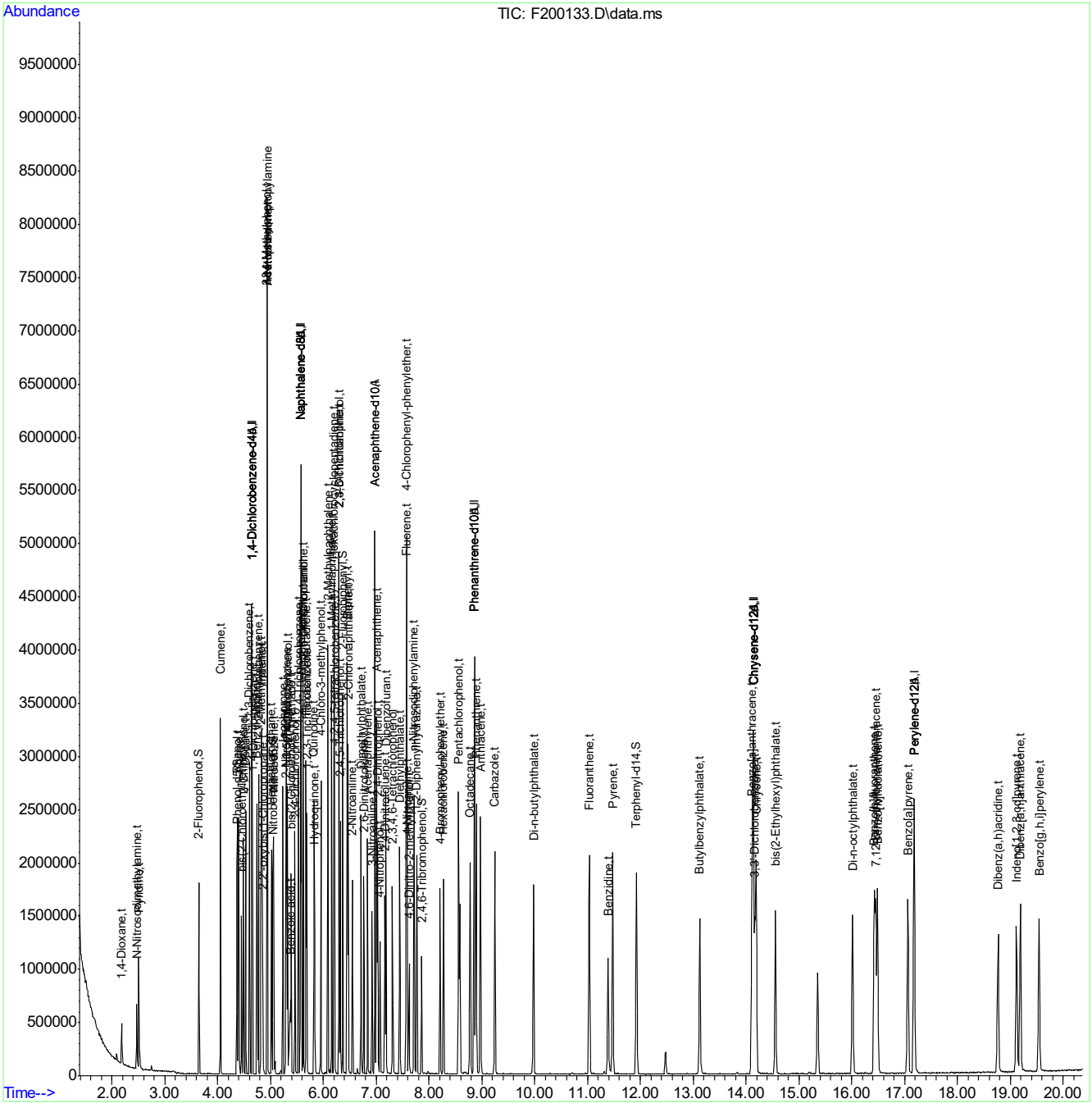

Quantitation Report (QT Reviewed)

Data Path : C:\MSDCHEM\1\DATA\EF8747\
Data File : F200134.D
Acq On : 26 Jun 2021 4:51 am
Operator : chriss2
Sample : icc8747-50
Misc : op30563,ef8747,1000,,,1,1
ALS Vial : 7 Sample Multiplier: 1

Quant Time: Jun 26 08:37:35 2021
Quant Method : C:\MSDCHEM\1\METHODS\MF8747.M
Quant Title : Semi Volatile Extractables by GC/MS
QLast Update : Sat Jun 26 08:35:14 2021
Response via : Initial Calibration

Compound	R.T.	QIon	Response	Conc	Units	Dev(Min)
Internal Standards						
1) 1,4-Dichlorobenzene-d4	4.646	152	445499	40.00	ppm	0.00
24) Naphthalene-d8	5.570	136	1693754	40.00	ppm	0.00
46) Acenaphthene-d10	6.975	164	939342	40.00	ppm	0.00
69) Phenanthrene-d10	8.856	188	1674475	40.00	ppm	0.00
83) Chrysene-d12	14.134	240	1546200	40.00	ppm	0.00
92) Perylene-d12	17.179	264	1464955	40.00	ppm	0.00
102) 1,4-Dichlorobenzene-d4A	4.646	152	445499	40.00	ppm	0.00
112) Naphthalene-d8A	5.570	136	1693754	40.00	ppm	0.00
121) Acenaphthene-d10A	6.975	164	939342	40.00	ppm	0.00
132) Phenanthrene-d10A	8.856	188	1674475	40.00	ppm	0.00
147) Chrysene-d12A	14.134	240	1546200	40.00	ppm	0.00
154) Perylene-d12A	17.179	264	1464955	40.00	ppm	0.00
157) 1,4-Dichlorobenzene-d4b	4.646	152	445499	40.00	ppm	0.00
159) Phenanthrene-d10b	8.856	188	1674475	40.00	ppm	0.00
161) Naphthalene-d8b	5.570	136	1693754	40.00	ppm	0.00
163) Naphthalene-d8c	5.570	136	1693754	40.00	ppm	0.00
168) 1,4-Dichlorobenzene-d4c	4.646	152	445499	40.00	ppm	0.00
170) Chrysene-d12c	14.134	240	1546200	40.00	ppm	0.00
172) Chrysene-d12d	14.134	240	1546200	40.00	ppm	0.00
174) Naphthalene-d8d	5.570	136	1693754	40.00	ppm	0.00
176) Chrysene-d12e	14.134	240	1546200	40.00	ppm	0.00
178) Perylene-d12b	17.179	264	1464955	40.00	ppm	0.00
System Monitoring Compounds						
5) 2-Fluorophenol	3.647	112	710619	50.00	ppm	0.00
Spiked Amount 50.000			Recovery = 100.00%			
8) Phenol-d5	4.368	99	934852	50.00	ppm	0.00
Spiked Amount 50.000			Recovery = 100.00%			
25) Nitrobenzene-d5	5.052	82	863085	50.00	ppm	0.00
Spiked Amount 50.000			Recovery = 100.00%			
51) 2-Fluorobiphenyl	6.366	172	1629689	50.00	ppm	0.00
Spiked Amount 50.000			Recovery = 100.00%			
73) 2,4,6-Tribromophenol	7.862	330	246791	50.00	ppm	0.00
Spiked Amount 50.000			Recovery = 100.00%			
86) Terphenyl-d14	11.928	244	1894186	50.00	ppm	0.00
Spiked Amount 50.000			Recovery = 100.00%			
Target Compounds						Qvalue
2) 1,4-Dioxane	2.183	88	295307	50.00	ppm	100
3) Pyridine	2.499	79	810842	50.00	ppm	100
4) N-Nitrosodimethylamine	2.472	42	407455	50.00	ppm	100
6) Indene	4.833	116	1279183	50.00	ppm	100
7) Cumene	4.053	105	1892479	50.00	ppm	100
9) Phenol	4.379	94	958357	50.00	ppm	100
10) Aniline	4.400	93	1182546	50.00	ppm	100
11) bis(2-Chloroethyl)ether	4.454	93	682166	50.00	ppm	100
12) 2-Chlorophenol	4.491	128	746282	50.00	ppm	100
13) Decane	4.529	43	628456	50.00	ppm	100
14) 1,3-Dichlorobenzene	4.603	146	859636	50.00	ppm	100

Quantitation Report (QT Reviewed)

Data Path : C:\MSDCHEM\1\DATA\EF8747\
Data File : F200134.D
Acq On : 26 Jun 2021 4:51 am
Operator : chriss2
Sample : icc8747-50
Misc : op30563,ef8747,1000,,,1,1
ALS Vial : 7 Sample Multiplier: 1

Quant Time: Jun 26 08:37:35 2021
Quant Method : C:\MSDCHEM\1\METHODS\MF8747.M
Quant Title : Semi Volatile Extractables by GC/MS
QLast Update : Sat Jun 26 08:35:14 2021
Response via : Initial Calibration

Compound	R.T.	QIon	Response	Conc	Units	Dev(Min)
15) 1,4-Dichlorobenzene	4.662	146	869689	50.00	ppm	100
16) Benzyl alcohol	4.748	108	496547	50.00	ppm	100
17) 1,2-Dichlorobenzene	4.769	146	810144	50.00	ppm	100
18) Acetophenone	4.940	105	1138558	50.00	ppm	100
19) 2-Methylphenol	4.822	108	687792	43.86	ppm	100
20) 2,2'-oxybis(1-Chloropr...	4.849	121	196808	50.00	ppm	100
21) 3&4-Methylphenol	4.940	108	1559010	100.00	ppm	100
22) n-Nitroso-di-n-propyla...	4.945	70	564706	50.00	ppm	100
23) Hexachloroethane	5.020	201	319110	50.00	ppm	100
26) Nitrobenzene	5.063	77	875522	50.00	ppm	100
27) Quinoline	5.827	129	1379892	49.87	ppm	100
28) Isophorone	5.239	82	1551287	50.00	ppm	100
29) 2-Nitrophenol	5.293	139	404718	50.00	ppm	100
30) 2,4-Dimethylphenol	5.319	107	831568	50.00	ppm	100
31) Benzoic acid	5.394	105	589564	50.00	ppm	100
32) bis(2-Chloroethoxy)met...	5.394	93	860047	50.00	ppm	100
33) 2,4-Dichlorophenol	5.464	162	615731	49.80	ppm	100
34) 2,6-Dichlorophenol	5.624	162	636179	50.00	ppm	100
35) 1,3,5-Trichlorobenzene	5.303	180	736265	50.00	ppm	100
36) 1,2,4-Trichlorobenzene	5.528	180	699184	50.00	ppm	100
37) 1,2,3-Trichlorobenzene	5.688	180	656892	50.00	ppm	100
38) Naphthalene	5.586	128	2237292	50.00	ppm	100
39) 4-Chloroaniline	5.618	127	906823	49.90	ppm	100
40) 2,3-Dichloroaniline	6.297	161	788092	50.00	ppm	100
41) Hydroquinone	5.837	110	686198	50.00	ppm	100
42) Hexachlorobutadiene	5.672	225	438147	50.00	ppm	100
43) 4-Chloro-3-methylphenol	5.955	107	681029	49.91	ppm	100
44) 2-Methylnaphthalene	6.083	141	1266304	50.00	ppm	100
45) 1-Methylnaphthalene	6.158	142	1346766	50.00	ppm	100
47) Hexachlorocyclopentadiene	6.201	237	883218	99.79	ppm	100
48) 1,2,4,5-tetrachloroben...	6.211	216	731150	50.00	ppm	100
49) 2,4,6-Trichlorophenol	6.297	196	495975	50.00	ppm	100
50) 2,4,5-Trichlorophenol	6.324	196	503427	49.92	ppm	100
52) 2-Chloronaphthalene	6.473	162	1374298	50.00	ppm	100
53) Biphenyl	6.452	154	1789687	49.80	ppm	100
54) 2-Nitroaniline	6.548	65	455430	50.00	ppm	100
55) Dimethylphthalate	6.714	163	1563083	49.90	ppm	100
56) Acenaphthylene	6.842	152	1665779	50.00	ppm	100
57) 2,6-Dinitrotoluene	6.767	165	339257	50.00	ppm	100
58) 3-Nitroaniline	6.927	138	363934	50.00	ppm	100
59) Acenaphthene	7.007	153	1381345	50.00	ppm	100
60) 2,4-Dinitrophenol	7.034	184	521758	100.00	ppm	100
61) 4-Nitrophenol	7.077	109	280722	50.00	ppm	100
62) Dibenzofuran	7.189	168	1907272	50.00	ppm	100
63) 2,4-Dinitrotoluene	7.168	165	472478	50.00	ppm	100
64) 2,3,4,6-Tetrachlorophenol	7.312	232	417947	50.00	ppm	100
65) Diethylphthalate	7.446	149	1590477	50.00	ppm	100
66) Fluorene	7.574	166	1580847	50.00	ppm	100
67) 4-Chlorophenyl-phenyle...	7.574	204	792151	50.00	ppm	100
68) 4-Nitroaniline	7.590	138	380426	50.00	ppm	100

Quantitation Report (QT Reviewed)

Data Path : C:\MSDCHEM\1\DATA\EF8747\
Data File : F200134.D
Acq On : 26 Jun 2021 4:51 am
Operator : chriss2
Sample : icc8747-50
Misc : op30563,ef8747,1000,,,1,1
ALS Vial : 7 Sample Multiplier: 1

Quant Time: Jun 26 08:37:35 2021
Quant Method : C:\MSDCHEM\1\METHODS\MF8747.M
Quant Title : Semi Volatile Extractables by GC/MS
QLast Update : Sat Jun 26 08:35:14 2021
Response via : Initial Calibration

	Compound	R.T.	QIon	Response	Conc	Units	Dev(Min)
70)	4,6-Dinitro-2-methylph...	7.622	198	297717	50.00	ppm	100
71)	n-Nitrosodiphenylamine	7.718	169	1373867	50.00	ppm	100
72)	1,2-Diphenylhydrazine	7.771	77	1734135	50.00	ppm	100
74)	4-Bromophenyl-phenylether	8.209	248	461195	50.00	ppm	100
75)	Hexachlorobenzene	8.274	284	502068	50.00	ppm	100
76)	Pentachlorophenol	8.562	266	722681	100.00	ppm	100
77)	Phenanthrene	8.893	178	2235330	50.00	ppm	100
78)	Anthracene	8.973	178	2289045	50.00	ppm	100
79)	Carbazole	9.251	167	2039483	50.00	ppm	100
80)	Di-n-butylphthalate	9.978	149	2622749	50.00	ppm	100
81)	Fluoranthene	11.035	202	2449165	50.00	ppm	100
82)	Octadecane	8.781	57	847649	50.00	ppm	100
84)	Benzidine	11.388	184	1333032	50.00	ppm	100
85)	Pyrene	11.479	202	2548525	50.00	ppm	100
87)	Butylbenzylphthalate	13.124	149	1120862	50.00	ppm	100
88)	Benzo[a]anthracene	14.113	228	2328731	50.00	ppm	100
89)	3,3'-Dichlorobenzidine	14.166	252	883647	50.00	ppm	100
90)	Chrysene	14.193	228	2297738	50.00	ppm	100
91)	bis(2-Ethylhexyl)phtha...	14.551	149	1558928	50.00	ppm	100
93)	Di-n-octylphthalate	16.014	149	2655750	49.97	ppm	100
94)	Benzo[b]fluoranthene	16.431	252	2247971	50.00	ppm	100
95)	Benzo[k]fluoranthene	16.495	252	2233074	49.93	ppm	98
96)	Benzo[a]pyrene	17.067	252	2119520	50.00	ppm	100
97)	Indeno[1,2,3-cd]pyrene	19.129	276	1884372	50.00	ppm	100
98)	Dibenz(a,h)acridine	18.771	279	1758160	50.00	ppm	100
99)	Dibenz[a,h]anthracene	19.193	278	2056236	49.63	ppm	100
100)	7,12-Dimethylbenz(a)an...	16.458	256	1016057	50.00	ppm	100
101)	Benzo[g,h,i]perylene	19.551	276	2063924	49.23	ppm	100

(#) = qualifier out of range (m) = manual integration (+) = signals summed

Quantitation Report (QT Reviewed)

Data Path : C:\MSDCHEM\1\DATA\EF8747\
Data File : F200134.D
Acq On : 26 Jun 2021 4:51 am
Operator : chriss2
Sample : icc8747-50
Misc : op30563,ef8747,1000,,,1,1
ALS Vial : 7 Sample Multiplier: 1

Quant Time: Jun 26 08:37:35 2021
Quant Method : C:\MSDCHEM\1\METHODS\MF8747.M
Quant Title : Semi Volatile Extractables by GC/MS
QLast Update : Sat Jun 26 08:35:14 2021
Response via : Initial Calibration

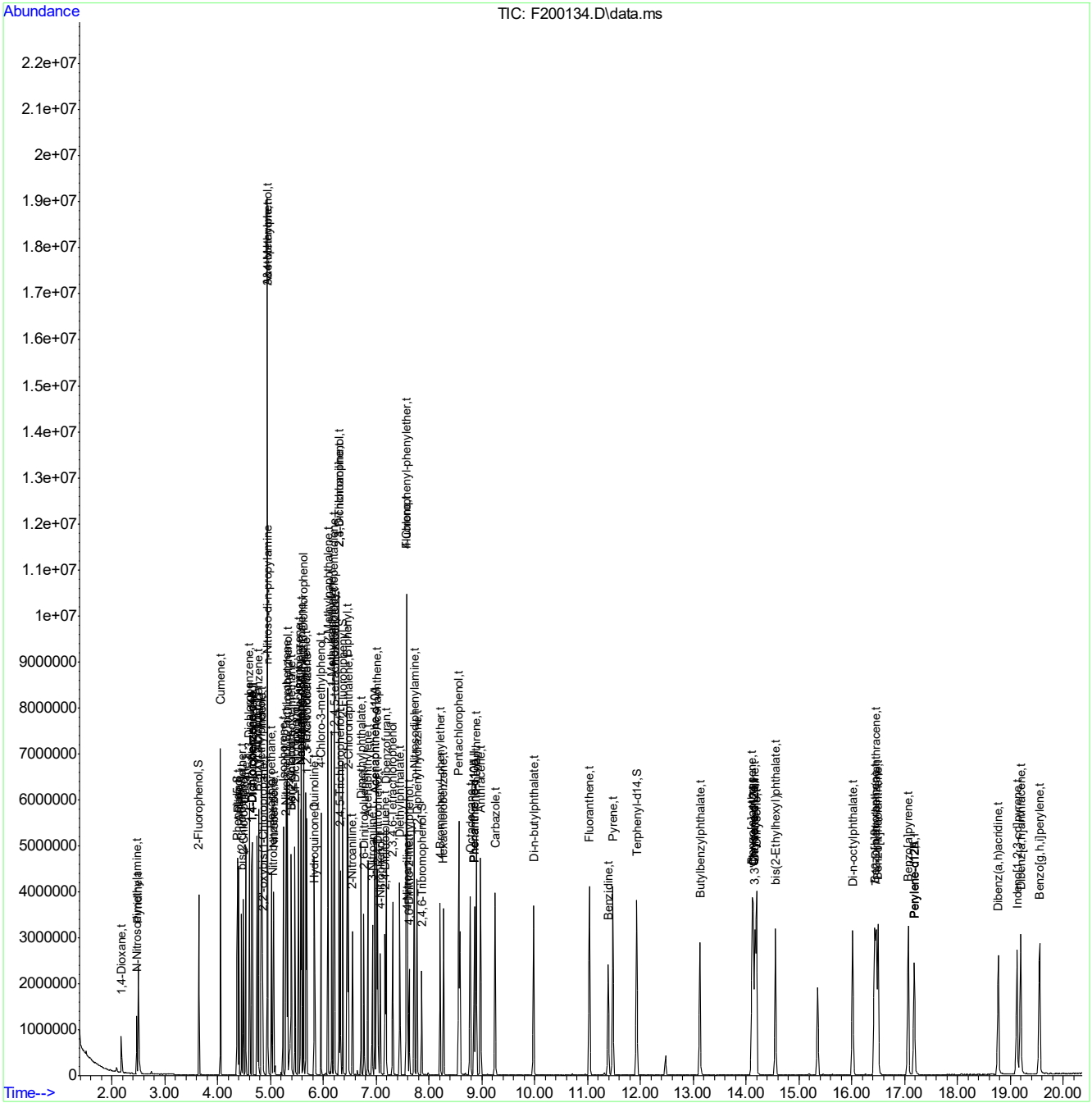

Quantitation Report (QT Reviewed)

Data Path : C:\MSDCHEM\1\DATA\EF8747\
Data File : F200135.D
Acq On : 26 Jun 2021 5:17 am
Operator : chriss2
Sample : ic8747-80
Misc : op30563,ef8747,1000,,,1,1
ALS Vial : 8 Sample Multiplier: 1

Quant Time: Jun 26 08:40:09 2021
Quant Method : C:\MSDCHEM\1\METHODS\MF8747.M
Quant Title : Semi Volatile Extractables by GC/MS
QLast Update : Sat Jun 26 08:35:14 2021
Response via : Initial Calibration

Compound	R.T.	QIon	Response	Conc	Units	Dev(Min)
Internal Standards						
1) 1,4-Dichlorobenzene-d4	4.646	152	449175	40.00	ppm	0.00
24) Naphthalene-d8	5.570	136	1735915	40.00	ppm	0.00
46) Acenaphthene-d10	6.975	164	991535	40.00	ppm	0.00
69) Phenanthrene-d10	8.856	188	1746255	40.00	ppm	0.00
83) Chrysene-d12	14.144	240	1641380	40.00	ppm	0.01
92) Perylene-d12	17.184	264	1522613	40.00	ppm	0.00
102) 1,4-Dichlorobenzene-d4A	4.646	152	449175	40.00	ppm	0.00
112) Naphthalene-d8A	5.570	136	1735915	40.00	ppm	0.00
121) Acenaphthene-d10A	6.975	164	991535	40.00	ppm	0.00
132) Phenanthrene-d10A	8.856	188	1746255	40.00	ppm	0.00
147) Chrysene-d12A	14.144	240	1641380	40.00	ppm	0.01
154) Perylene-d12A	17.184	264	1522613	40.00	ppm	0.00
157) 1,4-Dichlorobenzene-d4b	4.646	152	449175	40.00	ppm	0.00
159) Phenanthrene-d10b	8.856	188	1746255	40.00	ppm	0.00
161) Naphthalene-d8b	5.570	136	1735915	40.00	ppm	0.00
163) Naphthalene-d8c	5.570	136	1735915	40.00	ppm	0.00
168) 1,4-Dichlorobenzene-d4c	4.646	152	449175	40.00	ppm	0.00
170) Chrysene-d12c	14.144	240	1641380	40.00	ppm	0.01
172) Chrysene-d12d	14.144	240	1641380	40.00	ppm	0.01
174) Naphthalene-d8d	5.570	136	1735915	40.00	ppm	0.00
176) Chrysene-d12e	14.144	240	1641380	40.00	ppm	0.01
178) Perylene-d12b	17.184	264	1522613	40.00	ppm	0.00
System Monitoring Compounds						
5) 2-Fluorophenol	3.647	112	1163179	81.17	ppm	0.00
Spiked Amount 50.000			Recovery = 162.34%			
8) Phenol-d5	4.373	99	1573053	83.45	ppm	0.00
Spiked Amount 50.000			Recovery = 166.90%			
25) Nitrobenzene-d5	5.052	82	1409463	79.67	ppm	0.00
Spiked Amount 50.000			Recovery = 159.34%			
51) 2-Fluorobiphenyl	6.371	172	2747104	79.85	ppm	0.00
Spiked Amount 50.000			Recovery = 159.70%			
73) 2,4,6-Tribromophenol	7.867	330	399011	77.52	ppm	0.00
Spiked Amount 50.000			Recovery = 155.04%			
86) Terphenyl-d14	11.933	244	3209737	79.81	ppm	0.00
Spiked Amount 50.000			Recovery = 159.62%			
Target Compounds						Qvalue
2) 1,4-Dioxane	2.183	88	480940	80.76	ppm	98
3) Pyridine	2.504	79	1338554	81.87	ppm	96
4) N-Nitrosodimethylamine	2.472	42	662586	80.64	ppm	98
6) Indene	4.838	116	2148095	83.28	ppm	98
7) Cumene	4.053	105	3121292	81.79	ppm	99
9) Phenol	4.384	94	1598516	82.72	ppm	97
10) Aniline	4.405	93	1983566	83.18	ppm	97
11) bis(2-Chloroethyl)ether	4.454	93	1138237	82.75	ppm	95
12) 2-Chlorophenol	4.491	128	1247708	82.91	ppm	97
13) Decane	4.534	43	1035320	81.70	ppm	96
14) 1,3-Dichlorobenzene	4.603	146	1429694	82.48	ppm	99

Quantitation Report (QT Reviewed)

Data Path : C:\MSDCHEM\1\DATA\EF8747\
Data File : F200135.D
Acq On : 26 Jun 2021 5:17 am
Operator : chriss2
Sample : ic8747-80
Misc : op30563,ef8747,1000,,,1,1
ALS Vial : 8 Sample Multiplier: 1

Quant Time: Jun 26 08:40:09 2021
Quant Method : C:\MSDCHEM\1\METHODS\MF8747.M
Quant Title : Semi Volatile Extractables by GC/MS
QLast Update : Sat Jun 26 08:35:14 2021
Response via : Initial Calibration

Compound	R.T.	QIon	Response	Conc	Units	Dev(Min)
15) 1,4-Dichlorobenzene	4.662	146	1438506	82.03	ppm	99
16) Benzyl alcohol	4.747	108	858967	85.79	ppm	97
17) 1,2-Dichlorobenzene	4.769	146	1341323	82.11	ppm	97
18) Acetophenone	4.945	105	1911554	83.26	ppm	94
19) 2-Methylphenol	4.827	108	1167482	73.84	ppm	98
20) 2,2'-oxybis(1-Chloropr...	4.849	121	325862	82.11	ppm	96
21) 3&4-Methylphenol	4.945	108	2651057	168.66	ppm	99
22) n-Nitroso-di-n-propyla...	4.950	70	917746	80.59	ppm	98
23) Hexachloroethane	5.020	201	524498	81.51	ppm	94
26) Nitrobenzene	5.068	77	1446205	80.59	ppm	97
27) Quinoline	5.832	129	2306278	81.33	ppm	99
28) Isophorone	5.244	82	2579295	81.11	ppm	97
29) 2-Nitrophenol	5.298	139	684757	82.54	ppm	81
30) 2,4-Dimethylphenol	5.319	107	1397051	81.96	ppm	96
31) Benzoic acid	5.415	105	974681	80.65	ppm	95
32) bis(2-Chloroethoxy)met...	5.394	93	1441150	81.75	ppm	99
33) 2,4-Dichlorophenol	5.463	162	1057677	83.46	ppm	95
34) 2,6-Dichlorophenol	5.629	162	1083182	83.06	ppm	96
35) 1,3,5-Trichlorobenzene	5.303	180	1244240	82.44	ppm	98
36) 1,2,4-Trichlorobenzene	5.527	180	1179962	82.33	ppm	99
37) 1,2,3-Trichlorobenzene	5.688	180	1110864	82.50	ppm	98
38) Naphthalene	5.586	128	3698017	80.64	ppm	98
39) 4-Chloroaniline	5.623	127	1573638	84.49	ppm	94
40) 2,3-Dichloroaniline	6.302	161	1336287	82.72	ppm	95
41) Hydroquinone	5.843	110	1185572	84.29	ppm	96
42) Hexachlorobutadiene	5.672	225	739711	82.36	ppm	98
43) 4-Chloro-3-methylphenol	5.960	107	1148808	82.14	ppm	94
44) 2-Methylnaphthalene	6.083	141	2202657	84.86	ppm	97
45) 1-Methylnaphthalene	6.158	142	2290454	82.97	ppm	99
47) Hexachlorocyclopentadiene	6.206	237	1511259	161.77	ppm	97
48) 1,2,4,5-tetrachloroben...	6.211	216	1262827	81.81	ppm	99
49) 2,4,6-Trichlorophenol	6.297	196	865931	82.70	ppm	99
50) 2,4,5-Trichlorophenol	6.323	196	848732	79.74	ppm	96
52) 2-Chloronaphthalene	6.473	162	2326851	80.20	ppm	97
53) Biphenyl	6.452	154	3048896	80.38	ppm	97
54) 2-Nitroaniline	6.553	65	753816	78.40	ppm	93
55) Dimethylphthalate	6.719	163	2600512	78.65	ppm	98
56) Acenaphthylene	6.842	152	2852435	81.11	ppm	99
57) 2,6-Dinitrotoluene	6.772	165	568554	79.38	ppm	93
58) 3-Nitroaniline	6.932	138	620688	80.79	ppm	91
59) Acenaphthene	7.012	153	2279367	78.16	ppm	95
60) 2,4-Dinitrophenol	7.039	184	897833	163.02	ppm	97
61) 4-Nitrophenol	7.082	109	469949	79.30	ppm	99
62) Dibenzofuran	7.189	168	3283308	81.54	ppm	99
63) 2,4-Dinitrotoluene	7.173	165	797934	80.00	ppm	99
64) 2,3,4,6-Tetrachlorophenol	7.312	232	699799	79.31	ppm	95
65) Diethylphthalate	7.451	149	2707313	80.63	ppm	99
66) Fluorene	7.573	166	2785854	83.47	ppm	99
67) 4-Chlorophenyl-phenyle...	7.579	204	1354525	81.00	ppm	95
68) 4-Nitroaniline	7.600	138	635992	79.19	ppm	97

Quantitation Report (QT Reviewed)

Data Path : C:\MSDCHEM\1\DATA\EF8747\
Data File : F200135.D
Acq On : 26 Jun 2021 5:17 am
Operator : chriss2
Sample : ic8747-80
Misc : op30563,ef8747,1000,,,1,1
ALS Vial : 8 Sample Multiplier: 1

Quant Time: Jun 26 08:40:09 2021
Quant Method : C:\MSDCHEM\1\METHODS\MF8747.M
Quant Title : Semi Volatile Extractables by GC/MS
QLast Update : Sat Jun 26 08:35:14 2021
Response via : Initial Calibration

Compound	R.T.	QIon	Response	Conc	Units	Dev(Min)
70) 4,6-Dinitro-2-methylph...	7.632	198	507088	81.66	ppm	87
71) n-Nitrosodiphenylamine	7.723	169	2339594	81.65	ppm	98
72) 1,2-Diphenylhydrazine	7.771	77	2889949	79.90	ppm	98
74) 4-Bromophenyl-phenylether	8.214	248	782118	81.31	ppm	95
75) Hexachlorobenzene	8.279	284	846882	80.87	ppm	96
76) Pentachlorophenol	8.567	266	1231186	163.36	ppm	98
77) Phenanthrene	8.898	178	3735112	80.11	ppm	100
78) Anthracene	8.978	178	3920157	82.11	ppm	99
79) Carbazole	9.256	167	3416748	80.32	ppm	98
80) Di-n-butylphthalate	9.983	149	4474909	81.80	ppm	99
81) Fluoranthene	11.041	202	4159969	81.44	ppm	99
82) Octadecane	8.781	57	1409720	79.74	ppm	99
84) Benzidine	11.393	184	2343445	82.80	ppm	99
85) Pyrene	11.489	202	4205056	77.72	ppm	98
87) Butylbenzylphthalate	13.124	149	1882918	79.12	ppm	99
88) Benzo[a]anthracene	14.123	228	3999067	80.88	ppm	97
89) 3,3'-Dichlorobenzidine	14.176	252	1535479	81.84	ppm	98
90) Chrysene	14.203	228	3910712	80.16	ppm	100
91) bis(2-Ethylhexyl)phtha...	14.556	149	2680433	80.99	ppm	100
93) Di-n-octylphthalate	16.019	149	4567218	82.69	ppm	100
94) Benzo[b]fluoranthene	16.442	252	3935053	84.21	ppm	96
95) Benzo[k]fluoranthene	16.511	252	3680795	79.18	ppm	99
96) Benzo[a]pyrene	17.077	252	3682189	83.57	ppm	98
97) Indeno[1,2,3-cd]pyrene	19.139	276	3196345	81.60	ppm	98
98) Dibenz(a,h)acridine	18.781	279	3049729	83.45	ppm	99
99) Dibenz[a,h]anthracene	19.209	278	3519791	81.74	ppm	97
100) 7,12-Dimethylbenz(a)an...	16.474	256	1786301	84.57	ppm	97
101) Benzo[g,h,i]perylene	19.567	276	3583650	82.24	ppm	99

(#) = qualifier out of range (m) = manual integration (+) = signals summed

Quantitation Report (QT Reviewed)

Data Path : C:\MSDCHEM\1\DATA\EF8747\
Data File : F200135.D
Acq On : 26 Jun 2021 5:17 am
Operator : chriss2
Sample : ic8747-80
Misc : op30563,ef8747,1000,,,1,1
ALS Vial : 8 Sample Multiplier: 1

Quant Time: Jun 26 08:40:09 2021
Quant Method : C:\MSDCHEM\1\METHODS\MF8747.M
Quant Title : Semi Volatile Extractables by GC/MS
QLast Update : Sat Jun 26 08:35:14 2021
Response via : Initial Calibration

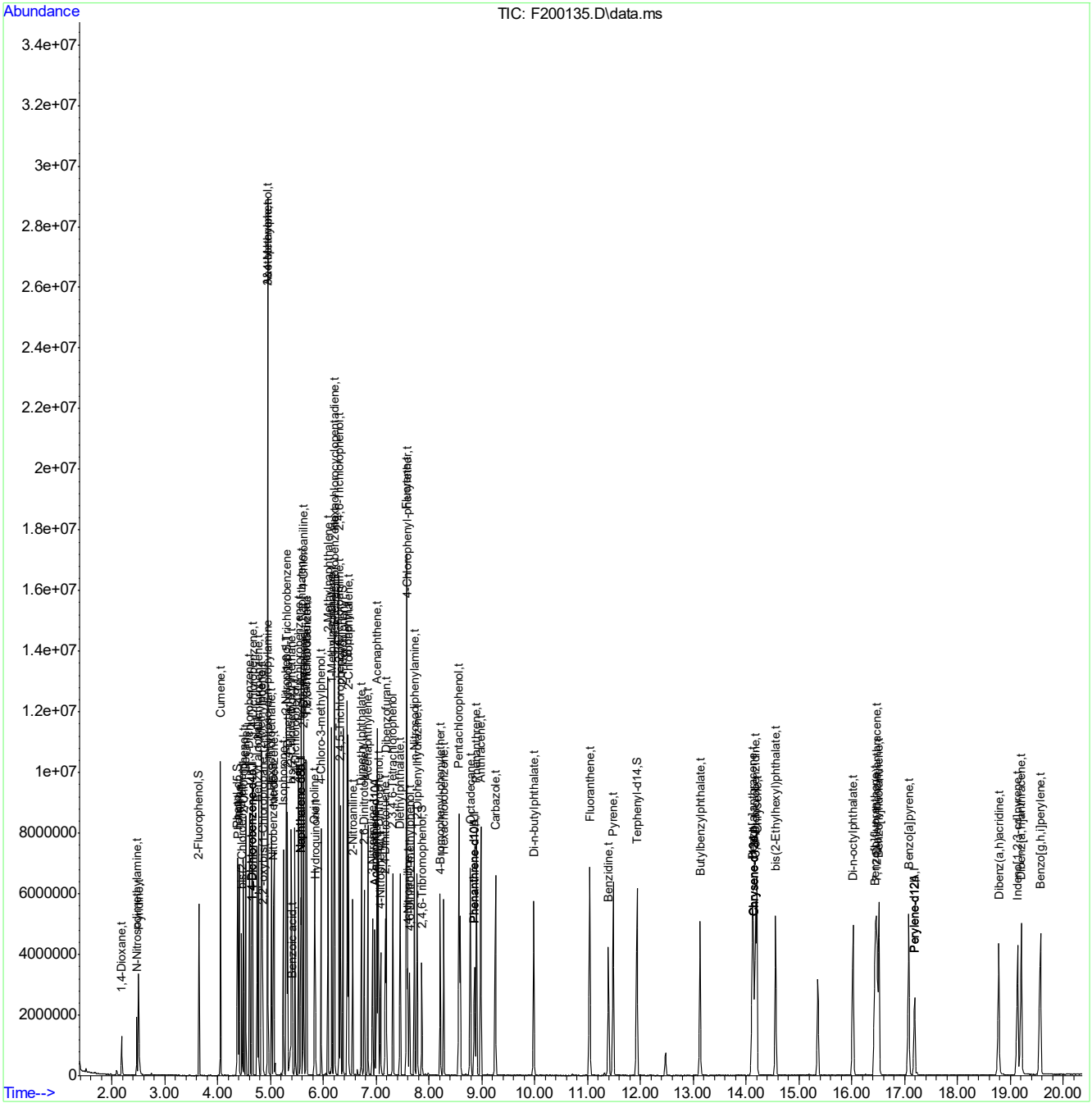

Quantitation Report (QT Reviewed)

Data Path : C:\MSDCHEM\1\DATA\EF8747\
Data File : F200136.D
Acq On : 26 Jun 2021 5:43 am
Operator : chriss2
Sample : ic8747-100
Misc : op30563,ef8747,1000,,,1,1
ALS Vial : 9 Sample Multiplier: 1

Quant Time: Jun 26 08:42:10 2021
Quant Method : C:\MSDCHEM\1\METHODS\MF8747.M
Quant Title : Semi Volatile Extractables by GC/MS
QLast Update : Sat Jun 26 08:35:14 2021
Response via : Initial Calibration

Compound	R.T.	QIon	Response	Conc	Units	Dev(Min)
Internal Standards						
1) 1,4-Dichlorobenzene-d4	4.646	152	428518	40.00	ppm	0.00
24) Naphthalene-d8	5.570	136	1661750	40.00	ppm	0.00
46) Acenaphthene-d10	6.981	164	938609	40.00	ppm	0.00
69) Phenanthrene-d10	8.861	188	1755073	40.00	ppm	0.00
83) Chrysene-d12	14.145	240	1665320	40.00	ppm	0.01
92) Perylene-d12	17.190	264	1571759	40.00	ppm	0.01
102) 1,4-Dichlorobenzene-d4A	4.646	152	428518	40.00	ppm	0.00
112) Naphthalene-d8A	5.570	136	1661750	40.00	ppm	0.00
121) Acenaphthene-d10A	6.981	164	938609	40.00	ppm	0.00
132) Phenanthrene-d10A	8.861	188	1755073	40.00	ppm	0.00
147) Chrysene-d12A	14.145	240	1665320	40.00	ppm	0.01
154) Perylene-d12A	17.190	264	1571759	40.00	ppm	0.01
157) 1,4-Dichlorobenzene-d4b	4.646	152	428518	40.00	ppm	0.00
159) Phenanthrene-d10b	8.861	188	1755073	40.00	ppm	0.00
161) Naphthalene-d8b	5.570	136	1661750	40.00	ppm	0.00
163) Naphthalene-d8c	5.570	136	1661750	40.00	ppm	0.00
168) 1,4-Dichlorobenzene-d4c	4.646	152	428518	40.00	ppm	0.00
170) Chrysene-d12c	14.145	240	1665320	40.00	ppm	0.01
172) Chrysene-d12d	14.145	240	1665320	40.00	ppm	0.01
174) Naphthalene-d8d	5.570	136	1661750	40.00	ppm	0.00
176) Chrysene-d12e	14.145	240	1665320	40.00	ppm	0.01
178) Perylene-d12b	17.190	264	1571759	40.00	ppm	0.01
System Monitoring Compounds						
5) 2-Fluorophenol	3.652	112	1408334	103.02	ppm	0.00
Spiked Amount 50.000			Recovery =	206.04%		
8) Phenol-d5	4.374	99	1905387	105.95	ppm	0.00
Spiked Amount 50.000			Recovery =	211.90%		
25) Nitrobenzene-d5	5.052	82	1705164	100.69	ppm	0.00
Spiked Amount 50.000			Recovery =	201.38%		
51) 2-Fluorobiphenyl	6.372	172	3425619	105.18	ppm	0.00
Spiked Amount 50.000			Recovery =	210.36%		
73) 2,4,6-Tribromophenol	7.868	330	519149	100.35	ppm	0.00
Spiked Amount 50.000			Recovery =	200.70%		
86) Terphenyl-d14	11.933	244	4168537	102.16	ppm	0.00
Spiked Amount 50.000			Recovery =	204.32%		
Target Compounds						Qvalue
2) 1,4-Dioxane	2.183	88	556611	97.98	ppm	98
3) Pyridine	2.504	79	1589406	101.89	ppm	97
4) N-Nitrosodimethylamine	2.477	42	776379	99.05	ppm	100
6) Indene	4.838	116	2632128	106.96	ppm	98
7) Cumene	4.053	105	3765503	103.43	ppm	100
9) Phenol	4.384	94	1992618	108.08	ppm	89
10) Aniline	4.406	93	2405735	105.75	ppm	89
11) bis(2-Chloroethyl)ether	4.459	93	1389943	105.91	ppm	98
12) 2-Chlorophenol	4.491	128	1505059	104.83	ppm	96
13) Decane	4.534	43	1268581	104.93	ppm	98
14) 1,3-Dichlorobenzene	4.609	146	1729219	104.56	ppm	97

Quantitation Report (QT Reviewed)

Data Path : C:\MSDCHEM\1\DATA\EF8747\
Data File : F200136.D
Acq On : 26 Jun 2021 5:43 am
Operator : chriss2
Sample : ic8747-100
Misc : op30563,ef8747,1000,,,1,1
ALS Vial : 9 Sample Multiplier: 1

Quant Time: Jun 26 08:42:10 2021
Quant Method : C:\MSDCHEM\1\METHODS\MF8747.M
Quant Title : Semi Volatile Extractables by GC/MS
QLast Update : Sat Jun 26 08:35:14 2021
Response via : Initial Calibration

Compound	R.T.	QIon	Response	Conc	Units		Dev(Min)
15) 1,4-Dichlorobenzene	4.662	146	1773689	106.01	ppm		99
16) Benzyl alcohol	4.753	108	1018526	106.63	ppm		97
17) 1,2-Dichlorobenzene	4.769	146	1661727	106.62	ppm		100
18) Acetophenone	4.945	105	2291307	104.61	ppm		92
19) 2-Methylphenol	4.828	108	1418949	94.07	ppm		99
20) 2,2'-oxybis(1-Chloropr...	4.849	121	403851	106.67	ppm		96
21) 3&4-Methylphenol	4.945	108	3272031	218.20	ppm		99
22) n-Nitroso-di-n-propyla...	4.951	70	1101362	101.38	ppm		100
23) Hexachloroethane	5.020	201	635718	103.56	ppm		94
26) Nitrobenzene	5.068	77	1715226	99.84	ppm		98
27) Quinoline	5.832	129	2877074	105.99	ppm		100
28) Isophorone	5.244	82	3176228	104.35	ppm		99
29) 2-Nitrophenol	5.298	139	829423	104.44	ppm		85
30) 2,4-Dimethylphenol	5.325	107	1700801	104.23	ppm		98
31) Benzoic acid	5.426	105	1215671	105.08	ppm		96
32) bis(2-Chloroethoxy)met...	5.394	93	1744932	103.40	ppm		99
33) 2,4-Dichlorophenol	5.469	162	1295528	106.79	ppm		97
34) 2,6-Dichlorophenol	5.629	162	1320353	105.77	ppm		96
35) 1,3,5-Trichlorobenzene	5.303	180	1514393	104.82	ppm		99
36) 1,2,4-Trichlorobenzene	5.528	180	1430965	104.30	ppm		98
37) 1,2,3-Trichlorobenzene	5.688	180	1374956	106.67	ppm		98
38) Naphthalene	5.586	128	4539547	103.41	ppm		97
39) 4-Chloroaniline	5.624	127	1961441	110.02	ppm		95
40) 2,3-Dichloroaniline	6.302	161	1659410	107.31	ppm		96
41) Hydroquinone	5.848	110	1470002	109.17	ppm		95
42) Hexachlorobutadiene	5.672	225	915569	106.49	ppm		98
43) 4-Chloro-3-methylphenol	5.960	107	1431380	106.92	ppm		95
44) 2-Methylnaphthalene	6.083	141	2649416	106.63	ppm		98
45) 1-Methylnaphthalene	6.163	142	2874215	108.76	ppm		97
47) Hexachlorocyclopentadiene	6.206	237	1898267	214.65	ppm		99
48) 1,2,4,5-tetrachloroben...	6.211	216	1550983	106.15	ppm		100
49) 2,4,6-Trichlorophenol	6.297	196	1050095	105.94	ppm		99
50) 2,4,5-Trichlorophenol	6.324	196	1073401	106.53	ppm		96
52) 2-Chloronaphthalene	6.473	162	2865752	104.34	ppm		98
53) Biphenyl	6.457	154	3767029	104.91	ppm		99
54) 2-Nitroaniline	6.553	65	934503	102.68	ppm		92
55) Dimethylphthalate	6.719	163	3330875	106.42	ppm		98
56) Acenaphthylene	6.842	152	3581543	107.59	ppm		99
57) 2,6-Dinitrotoluene	6.772	165	718050	105.91	ppm		93
58) 3-Nitroaniline	6.938	138	782502	107.59	ppm		86
59) Acenaphthene	7.013	153	2894390	104.85	ppm		98
60) 2,4-Dinitrophenol	7.039	184	1160396	222.57	ppm	#	84
61) 4-Nitrophenol	7.088	109	589969	105.16	ppm		96
62) Dibenzofuran	7.194	168	4086552	107.21	ppm		96
63) 2,4-Dinitrotoluene	7.173	165	1027502	108.82	ppm		95
64) 2,3,4,6-Tetrachlorophenol	7.312	232	895356	107.20	ppm		95
65) Diethylphthalate	7.451	149	3381307	106.38	ppm		99
66) Fluorene	7.574	166	3475616	110.01	ppm		99
67) 4-Chlorophenyl-phenyle...	7.579	204	1712162	108.15	ppm		92
68) 4-Nitroaniline	7.606	138	800965	105.35	ppm		100

Quantitation Report (QT Reviewed)

Data Path : C:\MSDCHEM\1\DATA\EF8747\
Data File : F200136.D
Acq On : 26 Jun 2021 5:43 am
Operator : chriss2
Sample : ic8747-100
Misc : op30563,ef8747,1000,,,1,1
ALS Vial : 9 Sample Multiplier: 1

Quant Time: Jun 26 08:42:10 2021
Quant Method : C:\MSDCHEM\1\METHODS\MF8747.M
Quant Title : Semi Volatile Extractables by GC/MS
QLast Update : Sat Jun 26 08:35:14 2021
Response via : Initial Calibration

	Compound	R.T.	QIon	Response	Conc	Units	Dev(Min)
70)	4,6-Dinitro-2-methylph...	7.632	198	650245	104.19	ppm	94
71)	n-Nitrosodiphenylamine	7.723	169	2956148	102.64	ppm	99
72)	1,2-Diphenylhydrazine	7.777	77	3618523	99.54	ppm	99
74)	4-Bromophenyl-phenylether	8.215	248	1004968	103.95	ppm	96
75)	Hexachlorobenzene	8.279	284	1074296	102.07	ppm	99
76)	Pentachlorophenol	8.567	266	1570751	207.37	ppm	99
77)	Phenanthrene	8.899	178	4798446	102.40	ppm	99
78)	Anthracene	8.984	178	4968947	103.55	ppm	99
79)	Carbazole	9.257	167	4456078	104.23	ppm	99
80)	Di-n-butylphthalate	9.983	149	5672463	103.17	ppm	99
81)	Fluoranthene	11.041	202	5325688	103.73	ppm	99
82)	Octadecane	8.781	57	1778601	100.10	ppm	99
84)	Benzidine	11.399	184	3226240	112.36	ppm	99
85)	Pyrene	11.490	202	5482079	99.86	ppm	100
87)	Butylbenzylphthalate	13.130	149	2406719	99.68	ppm	98
88)	Benzo[a]anthracene	14.123	228	5152508	102.72	ppm	97
89)	3,3'-Dichlorobenzidine	14.177	252	1994113	104.76	ppm	98
90)	Chrysene	14.209	228	5084281	102.72	ppm	98
91)	bis(2-Ethylhexyl)phtha...	14.556	149	3483801	103.74	ppm	100
93)	Di-n-octylphthalate	16.020	149	6011120	105.42	ppm	100
94)	Benzo[b]fluoranthene	16.447	252	5141714	106.59	ppm	99
95)	Benzo[k]fluoranthene	16.517	252	4788513	99.79	ppm	98
96)	Benzo[a]pyrene	17.083	252	4756438	104.58	ppm	98
97)	Indeno[1,2,3-cd]pyrene	19.145	276	4205464	104.01	ppm	99
98)	Dibenz(a,h)acridine	18.787	279	3949801	104.69	ppm	99
99)	Dibenz[a,h]anthracene	19.214	278	4610839	103.73	ppm	97
100)	7,12-Dimethylbenz(a)an...	16.474	256	2359030	108.20	ppm	100
101)	Benzo[g,h,i]perylene	19.578	276	4664594	103.70	ppm	97

(#) = qualifier out of range (m) = manual integration (+) = signals summed

Quantitation Report (QT Reviewed)

Data Path : C:\MSDCHEM\1\DATA\EF8747\
Data File : F200136.D
Acq On : 26 Jun 2021 5:43 am
Operator : chriss2
Sample : ic8747-100
Misc : op30563,ef8747,1000,,,1,1
ALS Vial : 9 Sample Multiplier: 1

Quant Time: Jun 26 08:42:10 2021
Quant Method : C:\MSDCHEM\1\METHODS\MF8747.M
Quant Title : Semi Volatile Extractables by GC/MS
QLast Update : Sat Jun 26 08:35:14 2021
Response via : Initial Calibration

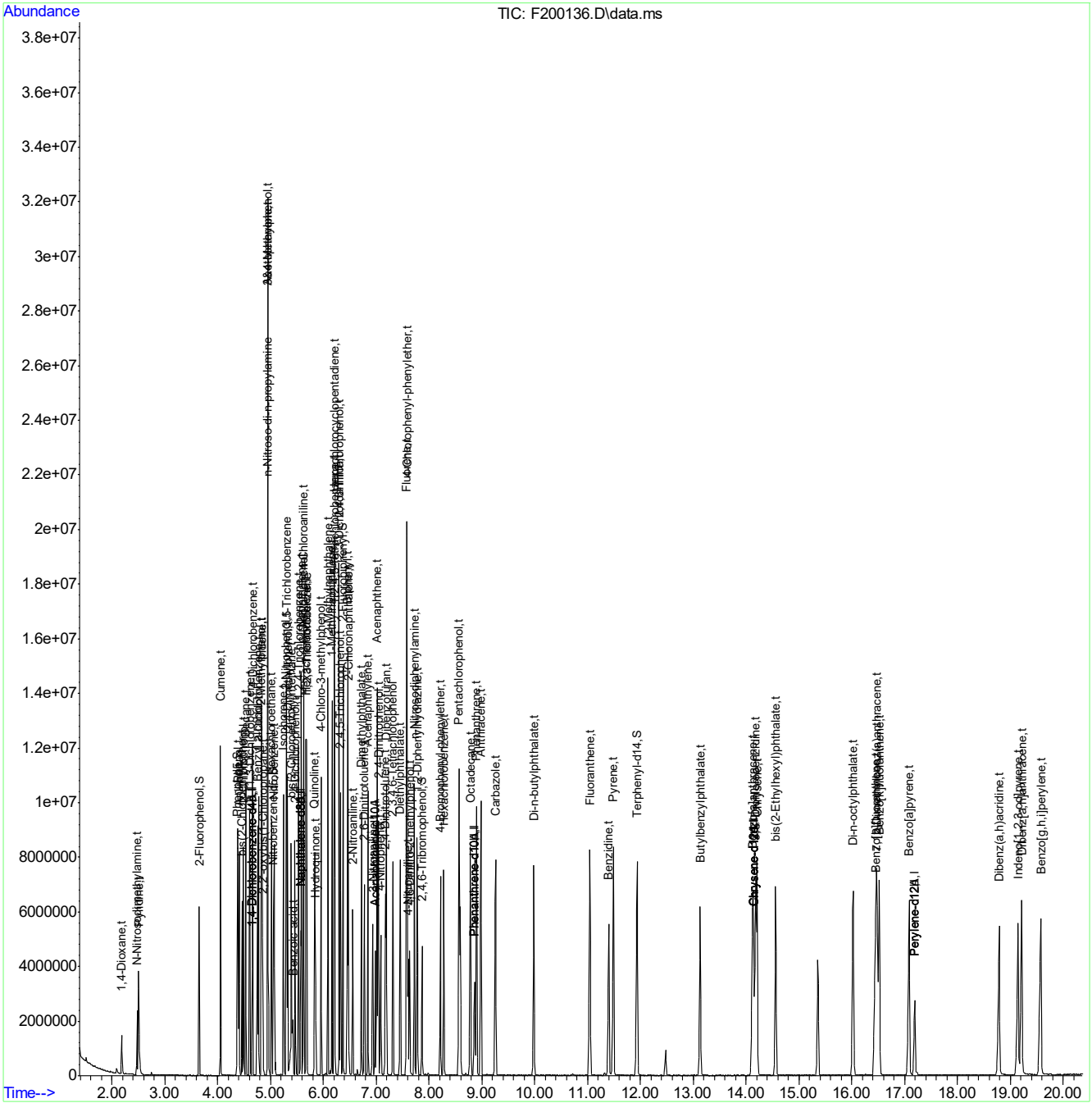

Quantitation Report (QT Reviewed)

Data Path : C:\MSDCHEM\1\DATA\EF8747\
Data File : F200137.D
Acq On : 26 Jun 2021 6:09 am
Operator : chriss2
Sample : icv8747-50
Misc : op30563,ef8747,1000,,,1,1
ALS Vial : 10 Sample Multiplier: 1

Quant Time: Jun 28 09:17:25 2021
Quant Method : C:\MSDCHEM\1\METHODS\MF8747.M
Quant Title : Semi Volatile Extractables by GC/MS
QLast Update : Sat Jun 26 09:09:49 2021
Response via : Initial Calibration

Compound	R.T.	QIon	Response	Conc	Units		Dev(Min)
Internal Standards							
1) 1,4-Dichlorobenzene-d4	4.646	152	502652	40.00	ppm		0.00
24) Naphthalene-d8	5.570	136	1954999	40.00	ppm		0.00
46) Acenaphthene-d10	6.975	164	1111001	40.00	ppm		0.00
69) Phenanthrene-d10	8.855	188	2034629	40.00	ppm		0.00
83) Chrysene-d12	14.139	240	1889603	40.00	ppm		0.00
92) Perylene-d12	17.179	264	1437832	40.00	ppm		0.00
102) 1,4-Dichlorobenzene-d4A	4.646	152	502652	40.00	ppm		0.00
112) Naphthalene-d8A	5.570	136	1954999	40.00	ppm		0.00
121) Acenaphthene-d10A	6.975	164	1111001	40.00	ppm		0.00
132) Phenanthrene-d10A	8.855	188	2034629	40.00	ppm		0.00
147) Chrysene-d12A	14.139	240	1889603	40.00	ppm		0.00
154) Perylene-d12A	17.179	264	1437832	40.00	ppm		0.00
157) 1,4-Dichlorobenzene-d4b	4.646	152	502652	40.00	ppm		0.00
159) Phenanthrene-d10b	8.855	188	2034629	40.00	ppm		0.00
161) Naphthalene-d8b	5.570	136	1954999	40.00	ppm		0.00
163) Naphthalene-d8c	5.570	136	1954999	40.00	ppm		0.00
168) 1,4-Dichlorobenzene-d4c	4.646	152	502652	40.00	ppm		0.00
170) Chrysene-d12c	14.139	240	1889603	40.00	ppm		0.00
172) Chrysene-d12d	14.139	240	1889603	40.00	ppm		0.00
174) Naphthalene-d8d	5.570	136	1954999	40.00	ppm		0.00
176) Chrysene-d12e	14.139	240	1889603	40.00	ppm		0.00
178) Perylene-d12b	17.179	264	1437832	40.00	ppm		0.00
System Monitoring Compounds							
5) 2-Fluorophenol	0.000	112	0d	0.00	ppm		
Spiked Amount 50.000			Recovery =	0.00%			
8) Phenol-d5	0.000	99	0d	0.00	ppm		
Spiked Amount 50.000			Recovery =	0.00%			
25) Nitrobenzene-d5	0.000	82	0d	0.00	ppm		
Spiked Amount 50.000			Recovery =	0.00%			
51) 2-Fluorobiphenyl	0.000	172	0d	0.00	ppm		
Spiked Amount 50.000			Recovery =	0.00%			
73) 2,4,6-Tribromophenol	0.000	330	0d	0.00	ppm		
Spiked Amount 50.000			Recovery =	0.00%			
86) Terphenyl-d14	0.000	244	0d	0.00	ppm		
Spiked Amount 50.000			Recovery =	0.00%			
Target Compounds							Qvalue
2) 1,4-Dioxane	2.183	88	280026	40.65	ppm		99
6) Indene	4.833	116	1349266	47.61	ppm		100
7) Cumene	4.053	105	1903013	46.29	ppm		99
11) bis(2-Chloroethyl)ether	4.453	93	706250	45.58	ppm		98
13) Decane	4.528	43	631416	44.07	ppm		99
14) 1,3-Dichlorobenzene	4.603	146	882148	45.87	ppm		99
15) 1,4-Dichlorobenzene	4.662	146	877812	44.85	ppm		99
16) Benzyl alcohol	4.747	108	501507	46.14	ppm		94
17) 1,2-Dichlorobenzene	4.769	146	823997	45.34	ppm		97
18) Acetophenone	4.940	105	1093528	44.60	ppm	#	63
20) 2,2'-oxybis(1-Chloropr...	4.849	121	200475	44.43	ppm	#	97

Quantitation Report (QT Reviewed)

Data Path : C:\MSDCHEM\1\DATA\EF8747\
Data File : F200137.D
Acq On : 26 Jun 2021 6:09 am
Operator : chriss2
Sample : icv8747-50
Misc : op30563,ef8747,1000,,,1,1
ALS Vial : 10 Sample Multiplier: 1

Quant Time: Jun 28 09:17:25 2021
Quant Method : C:\MSDCHEM\1\METHODS\MF8747.M
Quant Title : Semi Volatile Extractables by GC/MS
QLast Update : Sat Jun 26 09:09:49 2021
Response via : Initial Calibration

	Compound	R.T.	QIon	Response	Conc	Units	Dev(Min)
23)	Hexachloroethane	5.020	201	324081	46.16	ppm	97
26)	Nitrobenzene	5.062	77	873745	44.55	ppm	96
27)	Quinoline	5.821	129	1461085	47.51	ppm	98
28)	Isophorone	5.233	82	1621164	48.12	ppm	97
32)	bis(2-Chloroethoxy)met...	5.388	93	884800	46.35	ppm	98
35)	1,3,5-Trichlorobenzene	5.303	180	765857	46.01	ppm	99
36)	1,2,4-Trichlorobenzene	5.527	180	727047	45.30	ppm	98
37)	1,2,3-Trichlorobenzene	5.688	180	693231	46.78	ppm	99
38)	Naphthalene	5.586	128	2295751	46.60	ppm	99
40)	2,3-Dichloroaniline	6.297	161	775935	44.58	ppm	96
42)	Hexachlorobutadiene	5.671	225	463495	46.34	ppm	99
44)	2-Methylnaphthalene	6.083	141	1332756	46.82	ppm	99
45)	1-Methylnaphthalene	6.158	142	1428811	46.76	ppm	99
47)	Hexachlorocyclopentadiene	6.200	237	810403	83.19	ppm	100
48)	1,2,4,5-tetrachloroben...	6.211	216	757092	44.88	ppm	99
52)	2-Chloronaphthalene	6.467	162	1475975	46.83	ppm	96
53)	Biphenyl	6.451	154	1888927	46.21	ppm	98
55)	Dimethylphthalate	6.713	163	1687288	47.41	ppm	99
57)	2,6-Dinitrotoluene	6.772	165	369086	52.46	ppm	86
59)	Acenaphthene	7.007	153	1461235	46.03	ppm	92
62)	Dibenzofuran	7.189	168	2050605	46.04	ppm	96
63)	2,4-Dinitrotoluene	7.162	165	488965	47.83	ppm	89
65)	Diethylphthalate	7.440	149	1714335	47.83	ppm	99
66)	Fluorene	7.568	166	1720290	47.33	ppm	99
67)	4-Chlorophenyl-phenyle...	7.573	204	834121	46.02	ppm	98
72)	1,2-Diphenylhydrazine	7.766	77	1836202	46.54	ppm	100
74)	4-Bromophenyl-phenylether	8.209	248	503869	46.90	ppm	98
75)	Hexachlorobenzene	8.273	284	538044	45.50	ppm	99
77)	Phenanthrene	8.893	178	2427739	45.93	ppm	100
78)	Anthracene	8.973	178	2307793	44.15	ppm	99
79)	Carbazole	9.251	167	2199518	46.96	ppm	99
80)	Di-n-butylphthalate	9.977	149	2871805	49.80	ppm	99
81)	Fluoranthene	11.035	202	2711789	48.03	ppm	99
82)	Octadecane	8.781	57	900561	47.22	ppm	98
85)	Pyrene	11.478	202	2792265	47.25	ppm	99
87)	Butylbenzylphthalate	13.124	149	1240366	50.58	ppm	99
88)	Benzo[a]anthracene	14.118	228	2540971	46.36	ppm	99
90)	Chrysene	14.192	228	2518805	45.75	ppm	99
91)	bis(2-Ethylhexyl)phtha...	14.556	149	1730616	46.61	ppm	99
93)	Di-n-octylphthalate	16.014	149	2939504	56.89	ppm	100
94)	Benzo[b]fluoranthene	16.431	252	2491815	59.11	ppm	99
95)	Benzo[k]fluoranthene	16.495	252	2329811	57.26	ppm	99
96)	Benzo[a]pyrene	17.066	252	2188555	58.14	ppm	98
97)	Indeno[1,2,3-cd]pyrene	19.129	276	1990603	59.58	ppm	97
98)	Dibenz(a,h)acridine	18.776	279	1928066	58.95	ppm	100
99)	Dibenz[a,h]anthracene	19.198	278	2206073	59.85	ppm	96
101)	Benzo[g,h,i]perylene	19.556	276	2221726	57.56	ppm	97

(#) = qualifier out of range (m) = manual integration (+) = signals summed

Quantitation Report (QT Reviewed)

Data Path : C:\MSDCHEM\1\DATA\EF8747\
Data File : F200137.D
Acq On : 26 Jun 2021 6:09 am
Operator : chriss2
Sample : icv8747-50
Misc : op30563,ef8747,1000,,,1,1
ALS Vial : 10 Sample Multiplier: 1

Quant Time: Jun 28 09:17:25 2021
Quant Method : C:\MSDCHEM\1\METHODS\MF8747.M
Quant Title : Semi Volatile Extractables by GC/MS
QLast Update : Sat Jun 26 09:09:49 2021
Response via : Initial Calibration

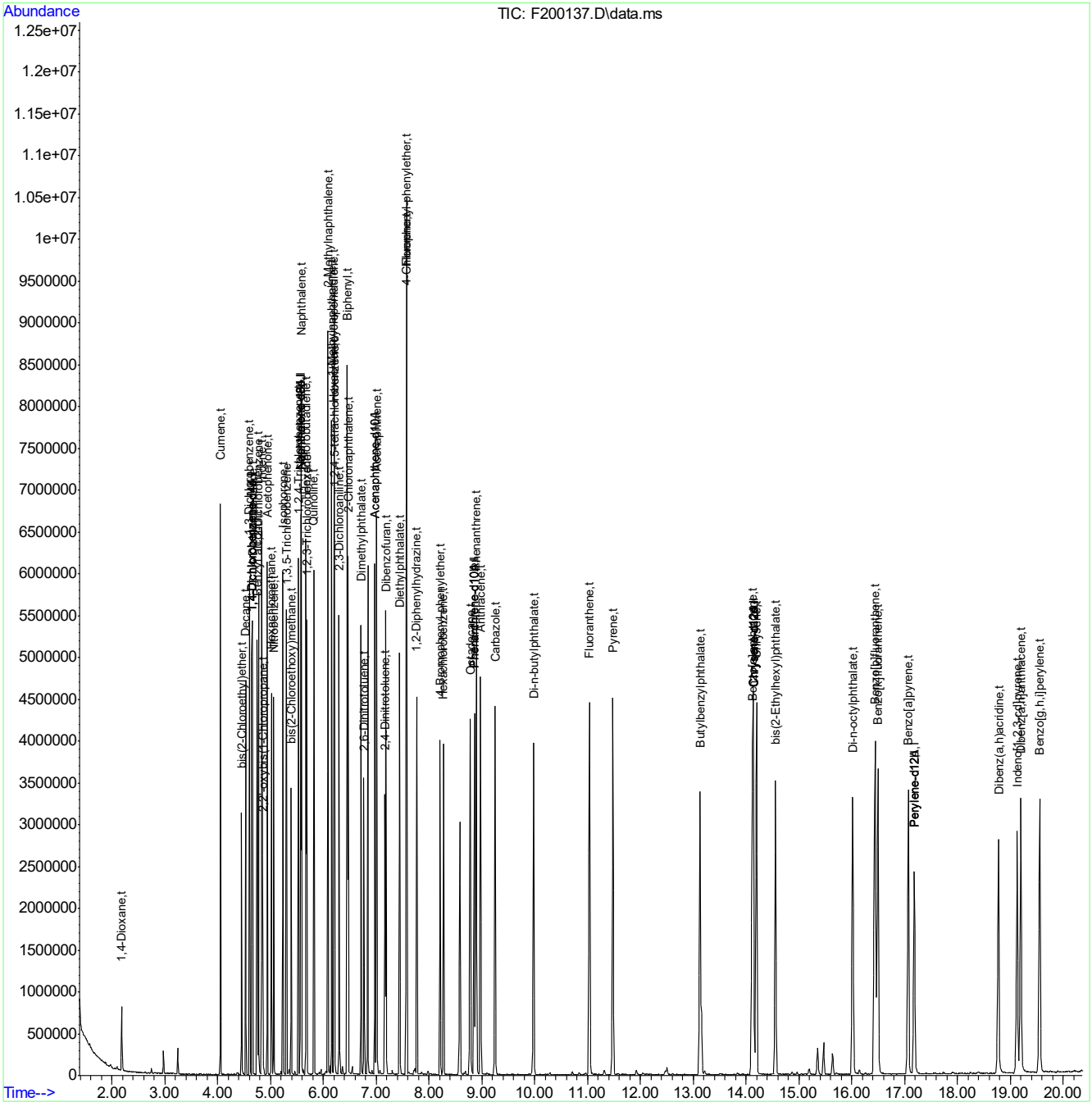

Quantitation Report (QT Reviewed)

Data Path : C:\MSDCHEM\1\DATA\EF8747\
Data File : F200138.D
Acq On : 26 Jun 2021 6:35 am
Operator : chriss2
Sample : icv8747-50
Misc : op30563,ef8747,1000,,,1,1
ALS Vial : 11 Sample Multiplier: 1

Quant Time: Jun 26 09:50:07 2021
Quant Method : C:\MSDCHEM\1\METHODS\MF8747.M
Quant Title : Semi Volatile Extractables by GC/MS
QLast Update : Sat Jun 26 09:09:49 2021
Response via : Initial Calibration

Compound	R.T.	QIon	Response	Conc	Units	Dev(Min)
Internal Standards						
1) 1,4-Dichlorobenzene-d4	4.646	152	525680	40.00	ppm	0.00
24) Naphthalene-d8	5.570	136	1945032	40.00	ppm	0.00
46) Acenaphthene-d10	6.975	164	1119994	40.00	ppm	0.00
69) Phenanthrene-d10	8.856	188	2024216	40.00	ppm	0.00
83) Chrysene-d12	14.129	240	1819238	40.00	ppm	0.00
92) Perylene-d12	17.179	264	1741764	40.00	ppm	0.00
102) 1,4-Dichlorobenzene-d4A	4.646	152	525680	40.00	ppm	0.00
112) Naphthalene-d8A	5.570	136	1945032	40.00	ppm	0.00
121) Acenaphthene-d10A	6.975	164	1119994	40.00	ppm	0.00
132) Phenanthrene-d10A	8.856	188	2024216	40.00	ppm	0.00
147) Chrysene-d12A	14.129	240	1819238	40.00	ppm	0.00
154) Perylene-d12A	17.179	264	1741764	40.00	ppm	0.00
157) 1,4-Dichlorobenzene-d4b	4.646	152	525680	40.00	ppm	0.00
159) Phenanthrene-d10b	8.856	188	2024216	40.00	ppm	0.00
161) Naphthalene-d8b	5.570	136	1945032	40.00	ppm	0.00
163) Naphthalene-d8c	5.570	136	1945032	40.00	ppm	0.00
168) 1,4-Dichlorobenzene-d4c	4.646	152	525680	40.00	ppm	0.00
170) Chrysene-d12c	14.129	240	1819238	40.00	ppm	0.00
172) Chrysene-d12d	14.129	240	1819238	40.00	ppm	0.00
174) Naphthalene-d8d	5.570	136	1945032	40.00	ppm	0.00
176) Chrysene-d12e	14.129	240	1819238	40.00	ppm	0.00
178) Perylene-d12b	17.179	264	1741764	40.00	ppm	0.00
System Monitoring Compounds						
5) 2-Fluorophenol	0.000	112	0	0.00	ppm	
Spiked Amount 50.000			Recovery =	0.00%		
8) Phenol-d5	0.000	99	0d	0.00	ppm	
Spiked Amount 50.000			Recovery =	0.00%		
25) Nitrobenzene-d5	0.000	82	0d	0.00	ppm	
Spiked Amount 50.000			Recovery =	0.00%		
51) 2-Fluorobiphenyl	0.000	172	0d	0.00	ppm	
Spiked Amount 50.000			Recovery =	0.00%		
73) 2,4,6-Tribromophenol	0.000	330	0	0.00	ppm	
Spiked Amount 50.000			Recovery =	0.00%		
86) Terphenyl-d14	0.000	244	0d	0.00	ppm	
Spiked Amount 50.000			Recovery =	0.00%		
Target Compounds						Qvalue
9) Phenol	4.374	94	1037818	47.01	ppm	89
12) 2-Chlorophenol	4.486	128	819846	47.06	ppm	93
19) 2-Methylphenol	4.822	108	759724	47.91	ppm	97
21) 3&4-Methylphenol	4.935	108	1657909	94.53	ppm	98
29) 2-Nitrophenol	5.293	139	416147	48.18	ppm	94
30) 2,4-Dimethylphenol	5.319	107	898192	48.68	ppm	97
31) Benzoic acid	5.394	105	617068	46.84	ppm	85
33) 2,4-Dichlorophenol	5.458	162	693186	50.18	ppm	93
34) 2,6-Dichlorophenol	5.624	162	680649	49.35	ppm	97
41) Hydroquinone	5.838	110	739251	50.87	ppm	97
43) 4-Chloro-3-methylphenol	5.955	107	746640	50.48	ppm	98

Quantitation Report (QT Reviewed)

Data Path : C:\MSDCHEM\1\DATA\EF8747\
Data File : F200138.D
Acq On : 26 Jun 2021 6:35 am
Operator : chriss2
Sample : icv8747-50
Misc : op30563,ef8747,1000,,,1,1
ALS Vial : 11 Sample Multiplier: 1

Quant Time: Jun 26 09:50:07 2021
Quant Method : C:\MSDCHEM\1\METHODS\MF8747.M
Quant Title : Semi Volatile Extractables by GC/MS
QLast Update : Sat Jun 26 09:09:49 2021
Response via : Initial Calibration

Compound	R.T.	QIon	Response	Conc	Units		Dev(Min)
49) 2,4,6-Trichlorophenol	6.297	196	532190	47.50	ppm		98
50) 2,4,5-Trichlorophenol	6.324	196	571048	50.44	ppm		94
60) 2,4-Dinitrophenol	7.029	184	582226	96.47	ppm	#	66
61) 4-Nitrophenol	7.077	109	310022	49.02	ppm		98
64) 2,3,4,6-Tetrachlorophenol	7.312	232	462462	50.12	ppm		98
70) 4,6-Dinitro-2-methylph...	7.622	198	318528	45.75	ppm		95
76) Pentachlorophenol	8.562	266	804993	102.87	ppm		98

(#) = qualifier out of range (m) = manual integration (+) = signals summed

9.6.10

6

Quantitation Report (QT Reviewed)

Data Path : C:\MSDCHEM\1\DATA\EF8747\
Data File : F200138.D
Acq On : 26 Jun 2021 6:35 am
Operator : chriss2
Sample : icv8747-50
Misc : op30563,ef8747,1000,,,1,1
ALS Vial : 11 Sample Multiplier: 1

Quant Time: Jun 26 09:50:07 2021
Quant Method : C:\MSDCHEM\1\METHODS\MF8747.M
Quant Title : Semi Volatile Extractables by GC/MS
QLast Update : Sat Jun 26 09:09:49 2021
Response via : Initial Calibration

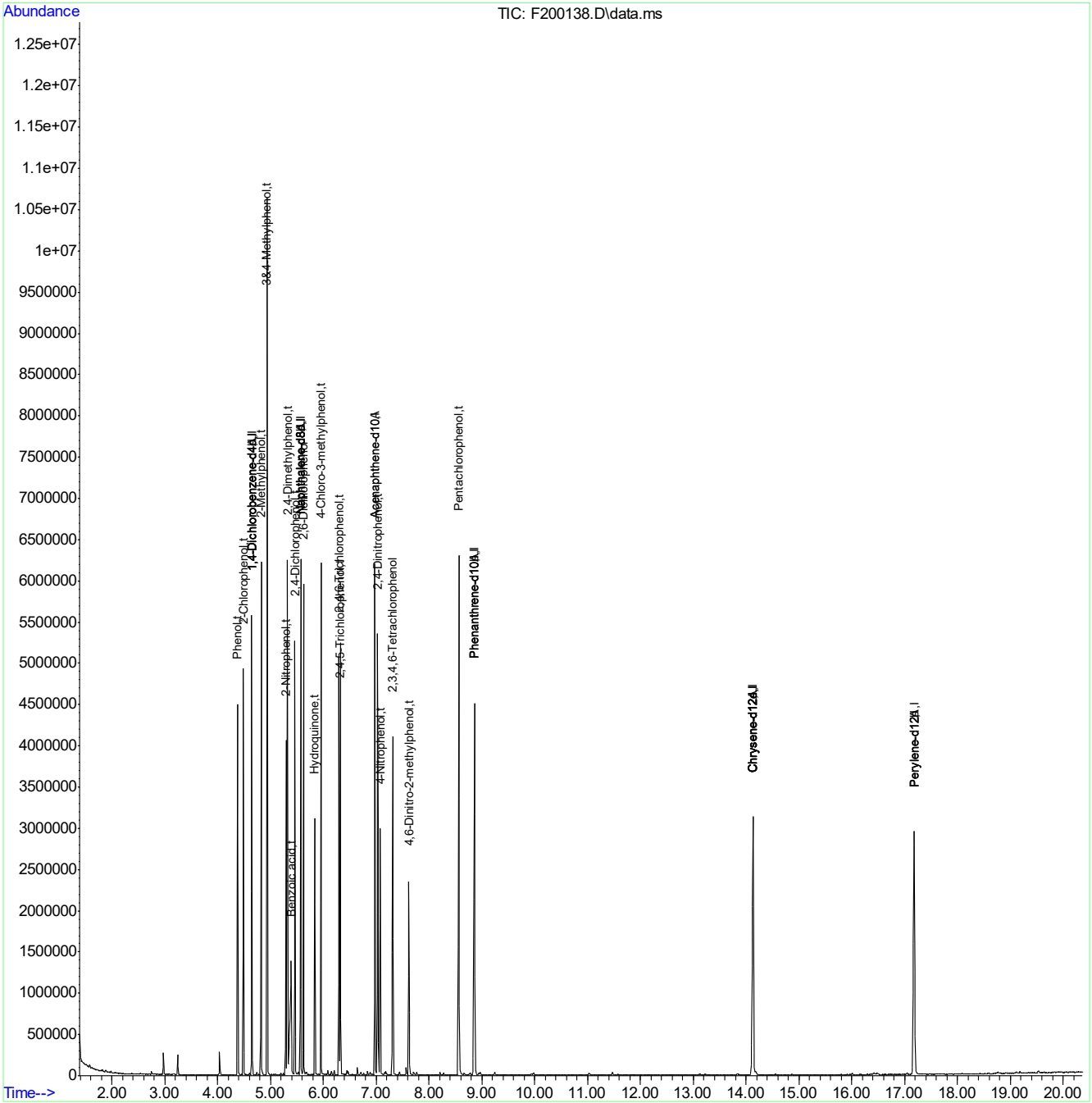

Quantitation Report (QT Reviewed)

Data Path : C:\MSDCHEM\1\DATA\EF8747\
Data File : F200139.D
Acq On : 26 Jun 2021 7:01 am
Operator : chriss2
Sample : icv8747-50
Misc : op30563,ef8747,1000,,,1,1
ALS Vial : 12 Sample Multiplier: 1

Quant Time: Jun 26 09:39:40 2021
Quant Method : C:\MSDCHEM\1\METHODS\MF8747.M
Quant Title : Semi Volatile Extractables by GC/MS
QLast Update : Sat Jun 26 09:35:49 2021
Response via : Initial Calibration

Compound	R.T.	QIon	Response	Conc	Units	Dev(Min)
Internal Standards						
1) 1,4-Dichlorobenzene-d4	4.646	152	535504	40.00	ppm	0.00
24) Naphthalene-d8	5.570	136	2089507	40.00	ppm	0.00
46) Acenaphthene-d10	6.975	164	1162442	40.00	ppm	0.00
69) Phenanthrene-d10	8.855	188	2162438	40.00	ppm	0.00
83) Chrysene-d12	14.134	240	1973276	40.00	ppm	0.00
92) Perylene-d12	17.179	264	1882589	40.00	ppm	0.00
102) 1,4-Dichlorobenzene-d4A	4.646	152	535504	40.00	ppm	0.00
112) Naphthalene-d8A	5.570	136	2089507	40.00	ppm	0.00
121) Acenaphthene-d10A	6.975	164	1162442	40.00	ppm	0.00
132) Phenanthrene-d10A	8.855	188	2162438	40.00	ppm	0.00
147) Chrysene-d12A	14.134	240	1973276	40.00	ppm	0.00
154) Perylene-d12A	17.179	264	1882589	40.00	ppm	0.00
157) 1,4-Dichlorobenzene-d4b	4.646	152	535504	40.00	ppm	0.00
159) Phenanthrene-d10b	8.855	188	2162438	40.00	ppm	0.00
161) Naphthalene-d8b	5.570	136	2089507	40.00	ppm	0.00
163) Naphthalene-d8c	5.570	136	2089507	40.00	ppm	0.00
168) 1,4-Dichlorobenzene-d4c	4.646	152	535504	40.00	ppm	0.00
170) Chrysene-d12c	14.134	240	1973276	40.00	ppm	0.00
172) Chrysene-d12d	14.134	240	1973276	40.00	ppm	0.00
174) Naphthalene-d8d	5.570	136	2089507	40.00	ppm	0.00
176) Chrysene-d12e	14.134	240	1973276	40.00	ppm	0.00
178) Perylene-d12b	17.179	264	1882589	40.00	ppm	0.00
System Monitoring Compounds						
5) 2-Fluorophenol	0.000	112	0	0.00	ppm	
Spiked Amount 50.000			Recovery =	0.00%		
8) Phenol-d5	0.000	99	0	0.00	ppm	
Spiked Amount 50.000			Recovery =	0.00%		
25) Nitrobenzene-d5	0.000	82	0d	0.00	ppm	
Spiked Amount 50.000			Recovery =	0.00%		
51) 2-Fluorobiphenyl	0.000	172	0	0.00	ppm	
Spiked Amount 50.000			Recovery =	0.00%		
73) 2,4,6-Tribromophenol	0.000	330	0	0.00	ppm	
Spiked Amount 50.000			Recovery =	0.00%		
86) Terphenyl-d14	0.000	244	0	0.00	ppm	
Spiked Amount 50.000			Recovery =	0.00%		
Target Compounds						Qvalue
3) Pyridine	2.498	79	868881	46.32	ppm	99
4) N-Nitrosodimethylamine	2.471	42	446948	45.99	ppm	98
10) Aniline	4.400	93	1347903	48.01	ppm	57
22) n-Nitroso-di-n-propyla...	4.940	70	635669	48.75	ppm	96
39) 4-Chloroaniline	5.618	127	1013961	47.03	ppm	97
54) 2-Nitroaniline	6.553	65	528174	50.91	ppm	87
58) 3-Nitroaniline	6.927	138	420296	50.71	ppm	95
68) 4-Nitroaniline	7.584	138	413561	46.72	ppm	92
71) n-Nitrosodiphenylamine	7.718	169	1568198	46.39	ppm	99
84) Benzidine	11.393	184	1921262	56.90	ppm	100
89) 3,3'-Dichlorobenzidine	14.166	252	1029515	50.29	ppm	97

Quantitation Report (QT Reviewed)

Data Path : C:\MSDCHEM\1\DATA\EF8747\
Data File : F200139.D
Acq On : 26 Jun 2021 7:01 am
Operator : chriss2
Sample : icv8747-50
Misc : op30563,ef8747,1000,,,1,1
ALS Vial : 12 Sample Multiplier: 1

Quant Time: Jun 26 09:39:40 2021
Quant Method : C:\MSDCHEM\1\METHODS\MF8747.M
Quant Title : Semi Volatile Extractables by GC/MS
QLast Update : Sat Jun 26 09:35:49 2021
Response via : Initial Calibration

Compound	R.T.	QIon	Response	Conc	Units	Dev(Min)

(#) = qualifier out of range (m) = manual integration (+) = signals summed

Quantitation Report (QT Reviewed)

Data Path : C:\MSDCHEM\1\DATA\EF8747\
Data File : F200139.D
Acq On : 26 Jun 2021 7:01 am
Operator : chriss2
Sample : icv8747-50
Misc : op30563,ef8747,1000,,,1,1
ALS Vial : 12 Sample Multiplier: 1

Quant Time: Jun 26 09:39:40 2021
Quant Method : C:\MSDCHEM\1\METHODS\MF8747.M
Quant Title : Semi Volatile Extractables by GC/MS
QLast Update : Sat Jun 26 09:35:49 2021
Response via : Initial Calibration

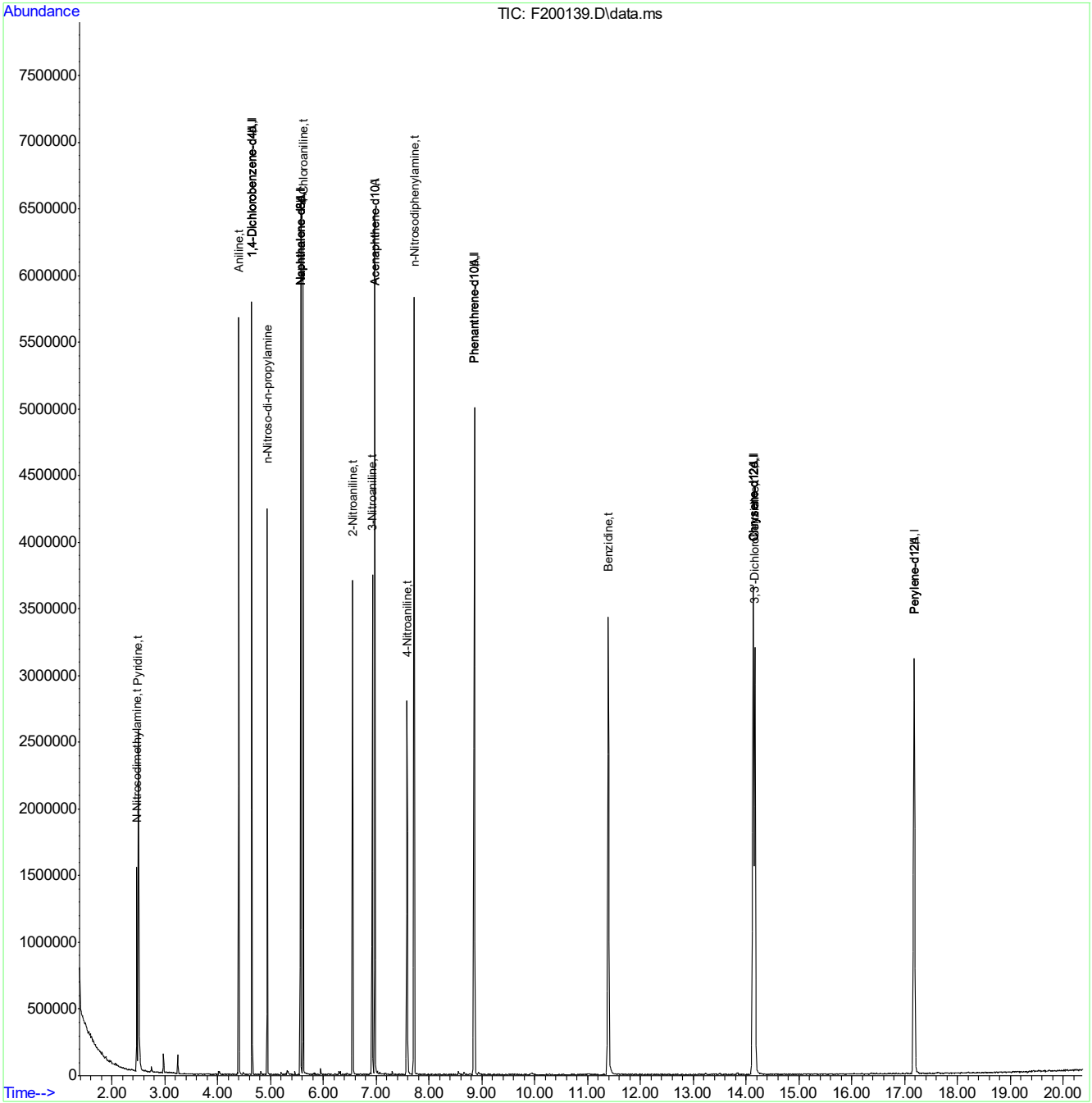

Quantitation Report (QT Reviewed)

Data Path : C:\MSDCHEM\1\DATA\EF8747\
Data File : F200142.D
Acq On : 26 Jun 2021 8:01 am
Operator : chriss2
Sample : ic8748-100
Misc : op30563,ef8748,1000,,,1,1
ALS Vial : 14 Sample Multiplier: 1

Quant Time: Jun 26 10:01:36 2021
Quant Method : C:\MSDCHEM\1\METHODS\MF8747.M
Quant Title : Semi Volatile Extractables by GC/MS
QLast Update : Sat Jun 26 09:59:21 2021
Response via : Initial Calibration

Compound	R.T.	QIon	Response	Conc	Units	Dev(Min)
Internal Standards						
1) 1,4-Dichlorobenzene-d4	4.646	152	362119	40.00	ppm	0.00
24) Naphthalene-d8	5.570	136	1418232	40.00	ppm	0.00
46) Acenaphthene-d10	6.975	164	793696	40.00	ppm	0.00
69) Phenanthrene-d10	8.850	188	1494334	40.00	ppm	0.00
83) Chrysene-d12	14.123	240	1341775	40.00	ppm	-0.01
92) Perylene-d12	17.173	264	1273521	40.00	ppm	0.00
102) 1,4-Dichlorobenzene-d4A	4.646	152	362119	40.00	ppm	0.00
112) Naphthalene-d8A	5.570	136	1418232	40.00	ppm	0.00
121) Acenaphthene-d10A	6.975	164	793696	40.00	ppm	0.00
132) Phenanthrene-d10A	8.850	188	1494334	40.00	ppm	0.00
147) Chrysene-d12A	14.123	240	1341775	40.00	ppm	-0.01
154) Perylene-d12A	17.173	264	1273521	40.00	ppm	0.00
157) 1,4-Dichlorobenzene-d4b	4.646	152	362119	40.00	ppm	0.00
159) Phenanthrene-d10b	8.850	188	1494334	40.00	ppm	0.00
161) Naphthalene-d8b	5.570	136	1418232	40.00	ppm	0.00
163) Naphthalene-d8c	5.570	136	1418232	40.00	ppm	0.00
168) 1,4-Dichlorobenzene-d4c	4.646	152	362119	40.00	ppm	0.00
170) Chrysene-d12c	14.123	240	1342001	40.00	ppm	-0.01
172) Chrysene-d12d	14.123	240	1341775	40.00	ppm	-0.01
174) Naphthalene-d8d	5.570	136	1418232	40.00	ppm	0.00
176) Chrysene-d12e	14.123	240	1341775	40.00	ppm	-0.01
178) Perylene-d12b	17.173	264	1273521	40.00	ppm	0.00
System Monitoring Compounds						
5) 2-Fluorophenol	0.000	112	0	0.00	ppm	
Spiked Amount 50.000			Recovery =	0.00%		
8) Phenol-d5	0.000	99	0	0.00	ppm	
Spiked Amount 50.000			Recovery =	0.00%		
25) Nitrobenzene-d5	0.000	82	0	0.00	ppm	
Spiked Amount 50.000			Recovery =	0.00%		
51) 2-Fluorobiphenyl	0.000	172	0	0.00	ppm	
Spiked Amount 50.000			Recovery =	0.00%		
73) 2,4,6-Tribromophenol	0.000	330	0	0.00	ppm	
Spiked Amount 50.000			Recovery =	0.00%		
86) Terphenyl-d14	0.000	244	0	0.00	ppm	
Spiked Amount 50.000			Recovery =	0.00%		
Target Compounds						Qvalue
158) Benzaldehyde	4.325	105	1044074	110.50	ppm	92
160) Atrazine	8.471	200	810264	114.50	ppm	96
162) Caprolactam	5.864	55	425099	109.87	ppm	96

(#) = qualifier out of range (m) = manual integration (+) = signals summed

Quantitation Report (QT Reviewed)

Data Path : C:\MSDCHEM\1\DATA\EF8747\
Data File : F200142.D
Acq On : 26 Jun 2021 8:01 am
Operator : chriss2
Sample : ic8748-100
Misc : op30563,ef8748,1000,,,1,1
ALS Vial : 14 Sample Multiplier: 1

Quant Time: Jun 26 10:01:36 2021
Quant Method : C:\MSDCHEM\1\METHODS\MF8747.M
Quant Title : Semi Volatile Extractables by GC/MS
QLast Update : Sat Jun 26 09:59:21 2021
Response via : Initial Calibration

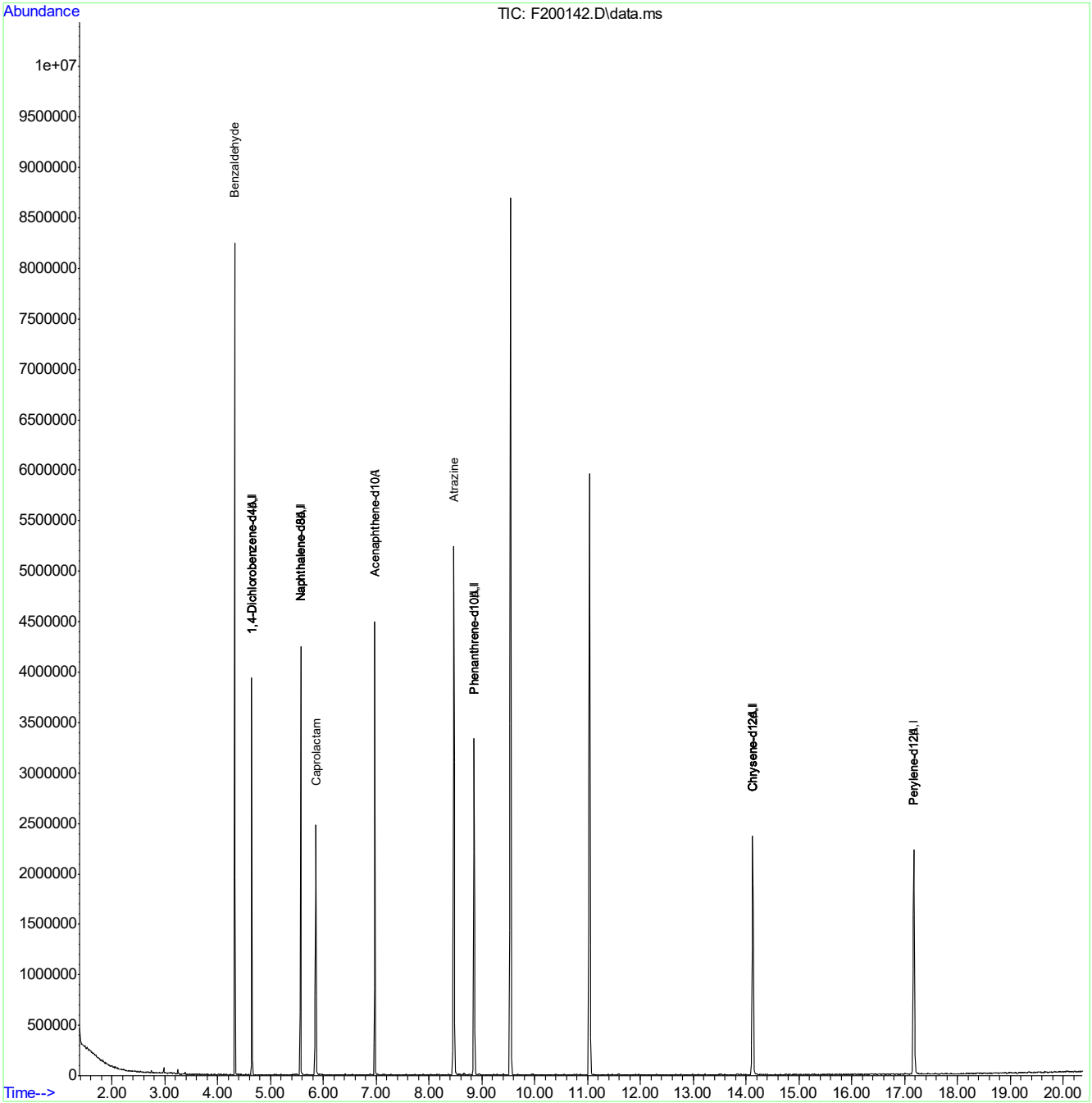

Quantitation Report (QT Reviewed)

Data Path : C:\MSDCHEM\1\DATA\EF8747\
Data File : F200143.D
Acq On : 26 Jun 2021 8:26 am
Operator : chriss2
Sample : ic8748-80
Misc : op30563,ef8748,1000,,,1,1
ALS Vial : 15 Sample Multiplier: 1

Quant Time: Jun 26 10:05:06 2021
Quant Method : C:\MSDCHEM\1\METHODS\MF8747.M
Quant Title : Semi Volatile Extractables by GC/MS
QLast Update : Sat Jun 26 09:59:21 2021
Response via : Initial Calibration

Compound	R.T.	QIon	Response	Conc	Units	Dev(Min)
Internal Standards						
1) 1,4-Dichlorobenzene-d4	4.646	152	384216	40.00	ppm	0.00
24) Naphthalene-d8	5.565	136	1458597	40.00	ppm	0.00
46) Acenaphthene-d10	6.975	164	822641	40.00	ppm	0.00
69) Phenanthrene-d10	8.850	188	1505105	40.00	ppm	0.00
83) Chrysene-d12	14.123	240	1355200	40.00	ppm	-0.01
92) Perylene-d12	17.174	264	1276785	40.00	ppm	0.00
102) 1,4-Dichlorobenzene-d4A	4.646	152	384216	40.00	ppm	0.00
112) Naphthalene-d8A	5.565	136	1458597	40.00	ppm	0.00
121) Acenaphthene-d10A	6.975	164	822641	40.00	ppm	0.00
132) Phenanthrene-d10A	8.850	188	1505105	40.00	ppm	0.00
147) Chrysene-d12A	14.123	240	1355200	40.00	ppm	-0.01
154) Perylene-d12A	17.174	264	1276785	40.00	ppm	0.00
157) 1,4-Dichlorobenzene-d4b	4.646	152	384216	40.00	ppm	0.00
159) Phenanthrene-d10b	8.850	188	1505105	40.00	ppm	0.00
161) Naphthalene-d8b	5.565	136	1458597	40.00	ppm	0.00
163) Naphthalene-d8c	5.565	136	1458597	40.00	ppm	0.00
168) 1,4-Dichlorobenzene-d4c	4.646	152	384216	40.00	ppm	0.00
170) Chrysene-d12c	14.123	240	1355200	40.00	ppm	-0.01
172) Chrysene-d12d	14.123	240	1355200	40.00	ppm	-0.01
174) Naphthalene-d8d	5.565	136	1458597	40.00	ppm	0.00
176) Chrysene-d12e	14.123	240	1355200	40.00	ppm	-0.01
178) Perylene-d12b	17.174	264	1276785	40.00	ppm	0.00
System Monitoring Compounds						
5) 2-Fluorophenol	0.000	112	0	0.00	ppm	
Spiked Amount 50.000			Recovery =	0.00%		
8) Phenol-d5	0.000	99	0	0.00	ppm	
Spiked Amount 50.000			Recovery =	0.00%		
25) Nitrobenzene-d5	0.000	82	0	0.00	ppm	
Spiked Amount 50.000			Recovery =	0.00%		
51) 2-Fluorobiphenyl	0.000	172	0	0.00	ppm	
Spiked Amount 50.000			Recovery =	0.00%		
73) 2,4,6-Tribromophenol	0.000	330	0	0.00	ppm	
Spiked Amount 50.000			Recovery =	0.00%		
86) Terphenyl-d14	0.000	244	0	0.00	ppm	
Spiked Amount 50.000			Recovery =	0.00%		
Target Compounds						Qvalue
158) Benzaldehyde	4.326	105	830182	82.81	ppm	90
160) Atrazine	8.471	200	622611	87.35	ppm	87
162) Caprolactam	5.859	55	333081	83.71	ppm	96

(#) = qualifier out of range (m) = manual integration (+) = signals summed

Quantitation Report (QT Reviewed)

Data Path : C:\MSDCHEM\1\DATA\EF8747\
Data File : F200143.D
Acq On : 26 Jun 2021 8:26 am
Operator : chriss2
Sample : ic8748-80
Misc : op30563,ef8748,1000,,,1,1
ALS Vial : 15 Sample Multiplier: 1

Quant Time: Jun 26 10:05:06 2021
Quant Method : C:\MSDCHEM\1\METHODS\MF8747.M
Quant Title : Semi Volatile Extractables by GC/MS
QLast Update : Sat Jun 26 09:59:21 2021
Response via : Initial Calibration

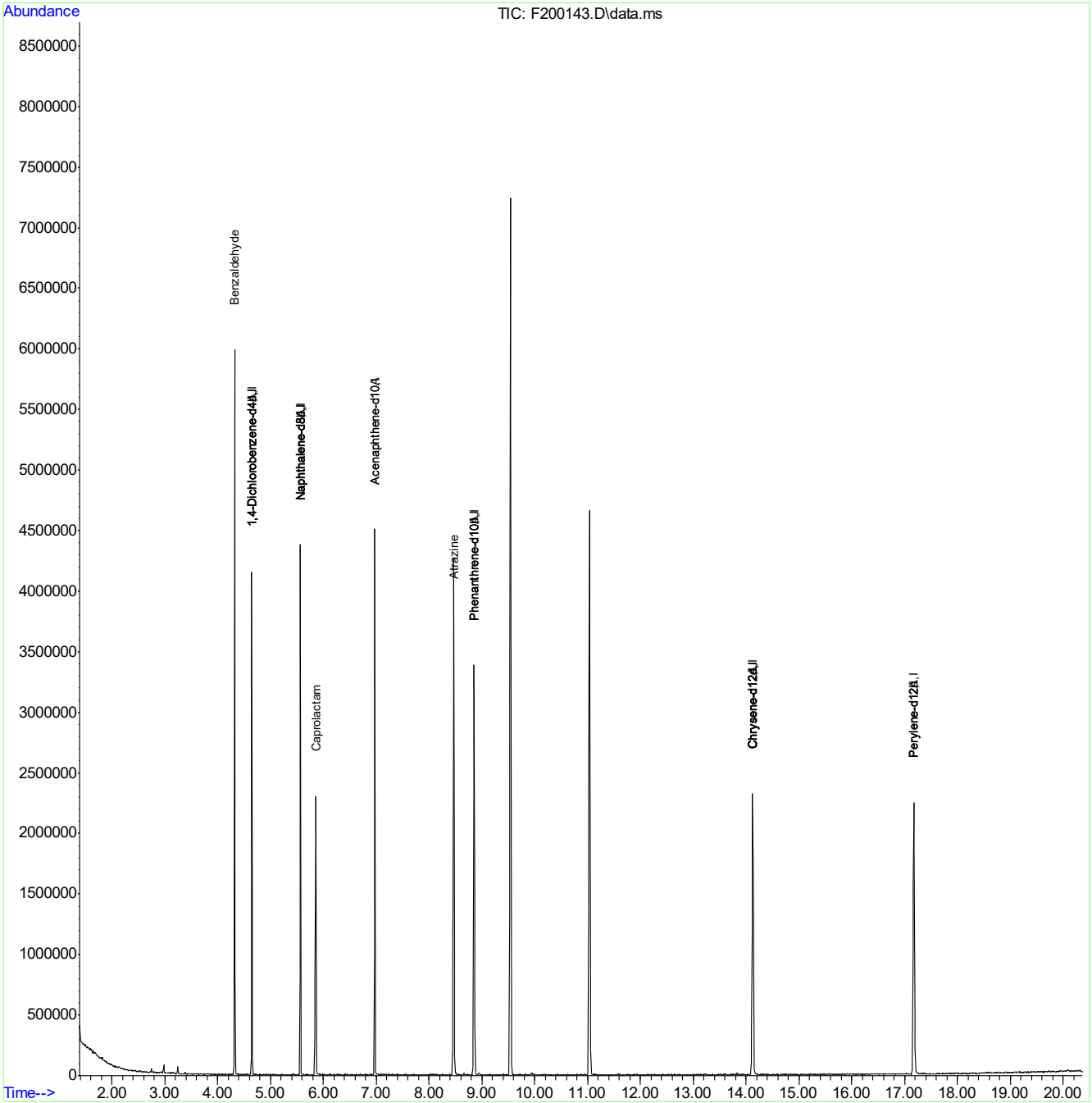

Quantitation Report (QT Reviewed)

Data Path : C:\MSDCHEM\1\DATA\EF8747\
Data File : F200144.D
Acq On : 26 Jun 2021 8:52 am
Operator : chriss2
Sample : icc8748-50
Misc : op30563,ef8748,1000,,,1,1
ALS Vial : 16 Sample Multiplier: 1

Quant Time: Jun 26 10:00:25 2021
Quant Method : C:\MSDCHEM\1\METHODS\MF8747.M
Quant Title : Semi Volatile Extractables by GC/MS
QLast Update : Sat Jun 26 09:59:21 2021
Response via : Initial Calibration

Compound	R.T.	QIon	Response	Conc	Units	Dev(Min)
Internal Standards						
1) 1,4-Dichlorobenzene-d4	4.646	152	385646	40.00	ppm	0.00
24) Naphthalene-d8	5.570	136	1500197	40.00	ppm	0.00
46) Acenaphthene-d10	6.975	164	830254	40.00	ppm	0.00
69) Phenanthrene-d10	8.850	188	1565625	40.00	ppm	0.00
83) Chrysene-d12	14.128	240	1375368	40.00	ppm	0.00
92) Perylene-d12	17.173	264	1285813	40.00	ppm	0.00
102) 1,4-Dichlorobenzene-d4A	4.646	152	385646	40.00	ppm	0.00
112) Naphthalene-d8A	5.570	136	1500197	40.00	ppm	0.00
121) Acenaphthene-d10A	6.975	164	830254	40.00	ppm	0.00
132) Phenanthrene-d10A	8.850	188	1565625	40.00	ppm	0.00
147) Chrysene-d12A	14.128	240	1375368	40.00	ppm	0.00
154) Perylene-d12A	17.173	264	1285813	40.00	ppm	0.00
157) 1,4-Dichlorobenzene-d4b	4.646	152	385646	40.00	ppm	0.00
159) Phenanthrene-d10b	8.850	188	1565625	40.00	ppm	0.00
161) Naphthalene-d8b	5.570	136	1500197	40.00	ppm	0.00
163) Naphthalene-d8c	5.570	136	1500197	40.00	ppm	0.00
168) 1,4-Dichlorobenzene-d4c	4.646	152	385646	40.00	ppm	0.00
170) Chrysene-d12c	14.128	240	1375368	40.00	ppm	0.00
172) Chrysene-d12d	14.128	240	1375368	40.00	ppm	0.00
174) Naphthalene-d8d	5.570	136	1500197	40.00	ppm	0.00
176) Chrysene-d12e	14.128	240	1375368	40.00	ppm	0.00
178) Perylene-d12b	17.173	264	1285813	40.00	ppm	0.00
System Monitoring Compounds						
5) 2-Fluorophenol	0.000	112	0	0.00	ppm	
Spiked Amount 50.000			Recovery =	0.00%		
8) Phenol-d5	0.000	99	0	0.00	ppm	
Spiked Amount 50.000			Recovery =	0.00%		
25) Nitrobenzene-d5	0.000	82	0	0.00	ppm	
Spiked Amount 50.000			Recovery =	0.00%		
51) 2-Fluorobiphenyl	0.000	172	0	0.00	ppm	
Spiked Amount 50.000			Recovery =	0.00%		
73) 2,4,6-Tribromophenol	0.000	330	0	0.00	ppm	
Spiked Amount 50.000			Recovery =	0.00%		
86) Terphenyl-d14	0.000	244	0	0.00	ppm	
Spiked Amount 50.000			Recovery =	0.00%		
Target Compounds						Qvalue
158) Benzaldehyde	4.320	105	503130	50.00	ppm	100
160) Atrazine	8.460	200	370457	49.97	ppm	100
162) Caprolactam	5.853	55	204628	50.00	ppm	100

(#) = qualifier out of range (m) = manual integration (+) = signals summed

Quantitation Report (QT Reviewed)

Data Path : C:\MSDCHEM\1\DATA\EF8747\
Data File : F200144.D
Acq On : 26 Jun 2021 8:52 am
Operator : chriss2
Sample : icc8748-50
Misc : op30563,ef8748,1000,,,1,1
ALS Vial : 16 Sample Multiplier: 1

Quant Time: Jun 26 10:00:25 2021
Quant Method : C:\MSDCHEM\1\METHODS\MF8747.M
Quant Title : Semi Volatile Extractables by GC/MS
QLast Update : Sat Jun 26 09:59:21 2021
Response via : Initial Calibration

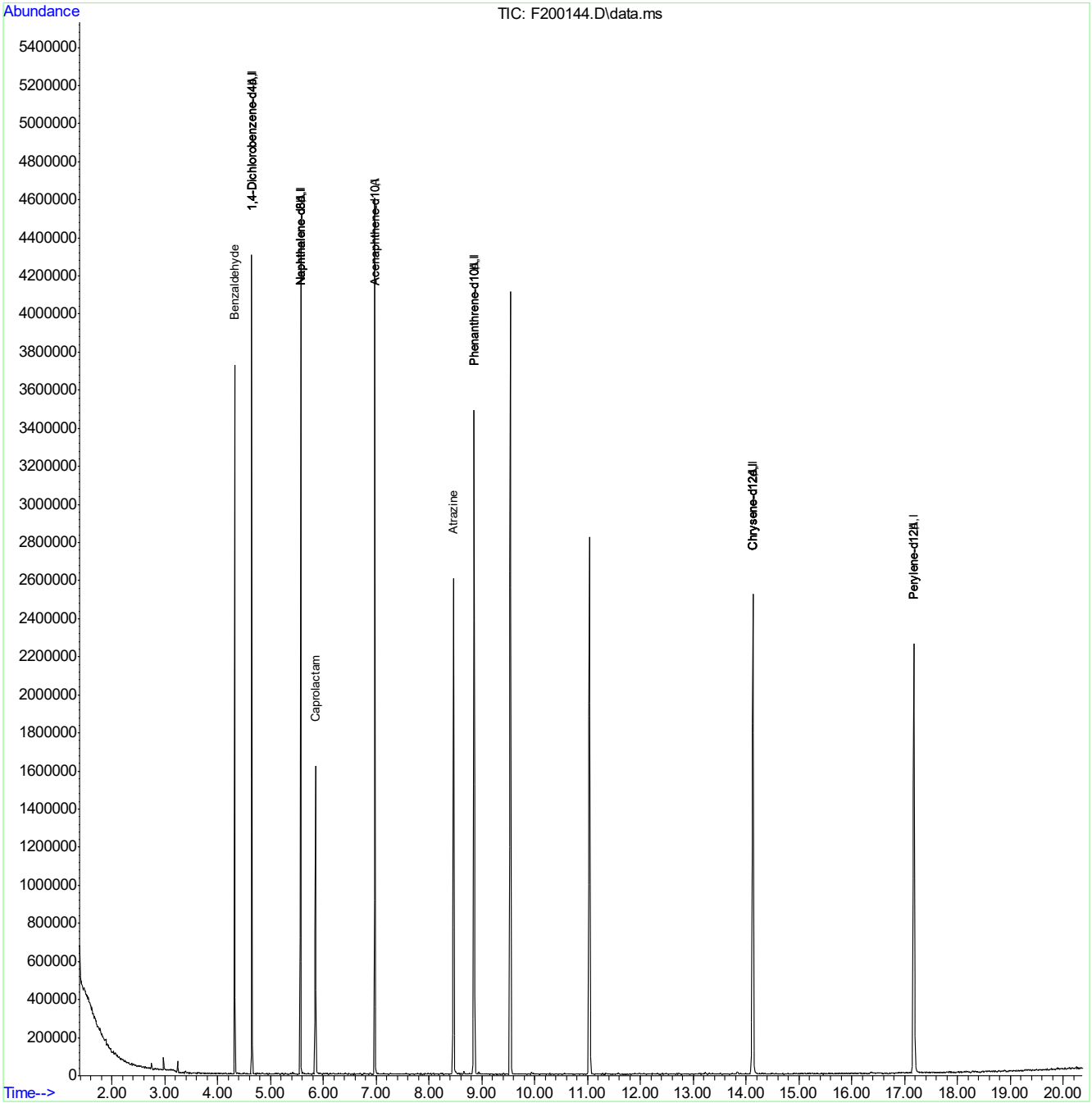

Quantitation Report (QT Reviewed)

Data Path : C:\MSDCHEM\1\DATA\EF8747\
Data File : F200145.D
Acq On : 26 Jun 2021 9:18 am
Operator : chriss2
Sample : ic8748-25
Misc : op30563,ef8748,1000,,,1,1
ALS Vial : 17 Sample Multiplier: 1

Quant Time: Jun 26 10:06:31 2021
Quant Method : C:\MSDCHEM\1\METHODS\MF8747.M
Quant Title : Semi Volatile Extractables by GC/MS
QLast Update : Sat Jun 26 09:59:21 2021
Response via : Initial Calibration

Compound	R.T.	QIon	Response	Conc	Units	Dev(Min)
Internal Standards						
1) 1,4-Dichlorobenzene-d4	4.646	152	370066	40.00	ppm	0.00
24) Naphthalene-d8	5.565	136	1414772	40.00	ppm	0.00
46) Acenaphthene-d10	6.975	164	787302	40.00	ppm	0.00
69) Phenanthrene-d10	8.851	188	1469621	40.00	ppm	0.00
83) Chrysene-d12	14.123	240	1314549	40.00	ppm	-0.01
92) Perylene-d12	17.174	264	1214184	40.00	ppm	0.00
102) 1,4-Dichlorobenzene-d4A	4.646	152	370066	40.00	ppm	0.00
112) Naphthalene-d8A	5.565	136	1414772	40.00	ppm	0.00
121) Acenaphthene-d10A	6.975	164	787302	40.00	ppm	0.00
132) Phenanthrene-d10A	8.851	188	1469621	40.00	ppm	0.00
147) Chrysene-d12A	14.123	240	1314549	40.00	ppm	-0.01
154) Perylene-d12A	17.174	264	1214184	40.00	ppm	0.00
157) 1,4-Dichlorobenzene-d4b	4.646	152	370066	40.00	ppm	0.00
159) Phenanthrene-d10b	8.851	188	1469621	40.00	ppm	0.00
161) Naphthalene-d8b	5.565	136	1414772	40.00	ppm	0.00
163) Naphthalene-d8c	5.565	136	1414772	40.00	ppm	0.00
168) 1,4-Dichlorobenzene-d4c	4.646	152	370066	40.00	ppm	0.00
170) Chrysene-d12c	14.123	240	1314549	40.00	ppm	-0.01
172) Chrysene-d12d	14.123	240	1314549	40.00	ppm	-0.01
174) Naphthalene-d8d	5.565	136	1414772	40.00	ppm	0.00
176) Chrysene-d12e	14.123	240	1314549	40.00	ppm	-0.01
178) Perylene-d12b	17.174	264	1214184	40.00	ppm	0.00
System Monitoring Compounds						
5) 2-Fluorophenol	0.000	112	0	0.00	ppm	
Spiked Amount 50.000			Recovery =	0.00%		
8) Phenol-d5	0.000	99	0	0.00	ppm	
Spiked Amount 50.000			Recovery =	0.00%		
25) Nitrobenzene-d5	0.000	82	0	0.00	ppm	
Spiked Amount 50.000			Recovery =	0.00%		
51) 2-Fluorobiphenyl	0.000	172	0	0.00	ppm	
Spiked Amount 50.000			Recovery =	0.00%		
73) 2,4,6-Tribromophenol	0.000	330	0	0.00	ppm	
Spiked Amount 50.000			Recovery =	0.00%		
86) Terphenyl-d14	0.000	244	0	0.00	ppm	
Spiked Amount 50.000			Recovery =	0.00%		
Target Compounds						Qvalue
158) Benzaldehyde	4.320	105	234832	24.32	ppm	98
160) Atrazine	8.461	200	170461	24.49	ppm	93
162) Caprolactam	5.848	55	91229	23.64	ppm	89

(#) = qualifier out of range (m) = manual integration (+) = signals summed

Quantitation Report (QT Reviewed)

Data Path : C:\MSDCHEM\1\DATA\EF8747\
Data File : F200145.D
Acq On : 26 Jun 2021 9:18 am
Operator : chriss2
Sample : ic8748-25
Misc : op30563,ef8748,1000,,,1,1
ALS Vial : 17 Sample Multiplier: 1

Quant Time: Jun 26 10:06:31 2021
Quant Method : C:\MSDCHEM\1\METHODS\MF8747.M
Quant Title : Semi Volatile Extractables by GC/MS
QLast Update : Sat Jun 26 09:59:21 2021
Response via : Initial Calibration

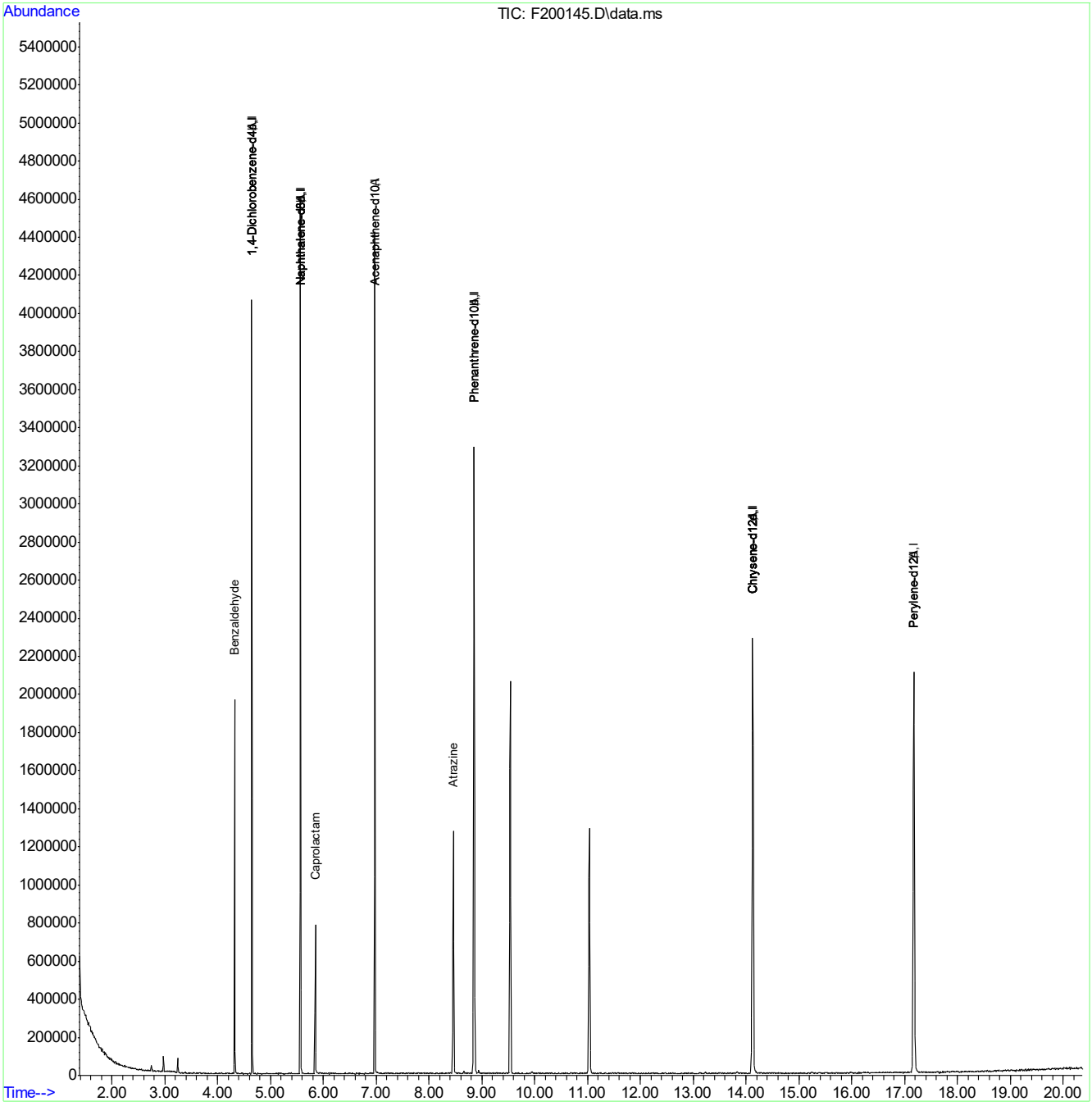

Quantitation Report (QT Reviewed)

Data Path : C:\MSDCHEM\1\DATA\EF8747\
Data File : F200146.D
Acq On : 26 Jun 2021 9:43 am
Operator : chriss2
Sample : ic8748-10
Misc : op30563,ef8748,1000,,,1,1
ALS Vial : 18 Sample Multiplier: 1

Quant Time: Jun 26 10:07:40 2021
Quant Method : C:\MSDCHEM\1\METHODS\MF8747.M
Quant Title : Semi Volatile Extractables by GC/MS
QLast Update : Sat Jun 26 09:59:21 2021
Response via : Initial Calibration

Compound	R.T.	QIon	Response	Conc	Units	Dev(Min)
Internal Standards						
1) 1,4-Dichlorobenzene-d4	4.646	152	383782	40.00	ppm	0.00
24) Naphthalene-d8	5.570	136	1451387	40.00	ppm	0.00
46) Acenaphthene-d10	6.975	164	821947	40.00	ppm	0.00
69) Phenanthrene-d10	8.850	188	1501954	40.00	ppm	0.00
83) Chrysene-d12	14.128	240	1326844	40.00	ppm	0.00
92) Perylene-d12	17.173	264	1266031	40.00	ppm	0.00
102) 1,4-Dichlorobenzene-d4A	4.646	152	383782	40.00	ppm	0.00
112) Naphthalene-d8A	5.570	136	1451387	40.00	ppm	0.00
121) Acenaphthene-d10A	6.975	164	821947	40.00	ppm	0.00
132) Phenanthrene-d10A	8.850	188	1501954	40.00	ppm	0.00
147) Chrysene-d12A	14.128	240	1326844	40.00	ppm	0.00
154) Perylene-d12A	17.173	264	1266031	40.00	ppm	0.00
157) 1,4-Dichlorobenzene-d4b	4.646	152	383782	40.00	ppm	0.00
159) Phenanthrene-d10b	8.850	188	1501954	40.00	ppm	0.00
161) Naphthalene-d8b	5.570	136	1451387	40.00	ppm	0.00
163) Naphthalene-d8c	5.570	136	1451387	40.00	ppm	0.00
168) 1,4-Dichlorobenzene-d4c	4.646	152	383782	40.00	ppm	0.00
170) Chrysene-d12c	14.128	240	1326844	40.00	ppm	0.00
172) Chrysene-d12d	14.128	240	1326844	40.00	ppm	0.00
174) Naphthalene-d8d	5.570	136	1451387	40.00	ppm	0.00
176) Chrysene-d12e	14.128	240	1326844	40.00	ppm	0.00
178) Perylene-d12b	17.173	264	1266031	40.00	ppm	0.00
System Monitoring Compounds						
5) 2-Fluorophenol	0.000	112	0	0.00	ppm	
Spiked Amount 50.000			Recovery =	0.00%		
8) Phenol-d5	0.000	99	0	0.00	ppm	
Spiked Amount 50.000			Recovery =	0.00%		
25) Nitrobenzene-d5	0.000	82	0	0.00	ppm	
Spiked Amount 50.000			Recovery =	0.00%		
51) 2-Fluorobiphenyl	0.000	172	0	0.00	ppm	
Spiked Amount 50.000			Recovery =	0.00%		
73) 2,4,6-Tribromophenol	0.000	330	0	0.00	ppm	
Spiked Amount 50.000			Recovery =	0.00%		
86) Terphenyl-d14	0.000	244	0	0.00	ppm	
Spiked Amount 50.000			Recovery =	0.00%		
Target Compounds						Qvalue
158) Benzaldehyde	4.320	105	96979	9.68	ppm	90
160) Atrazine	8.455	200	68044	9.57	ppm	96
162) Caprolactam	5.843	55	36296	9.17	ppm	93

(#) = qualifier out of range (m) = manual integration (+) = signals summed

Quantitation Report (QT Reviewed)

Data Path : C:\MSDCHEM\1\DATA\EF8747\
Data File : F200146.D
Acq On : 26 Jun 2021 9:43 am
Operator : chriss2
Sample : ic8748-10
Misc : op30563,ef8748,1000,,,1,1
ALS Vial : 18 Sample Multiplier: 1

Quant Time: Jun 26 10:07:40 2021
Quant Method : C:\MSDCHEM\1\METHODS\MF8747.M
Quant Title : Semi Volatile Extractables by GC/MS
QLast Update : Sat Jun 26 09:59:21 2021
Response via : Initial Calibration

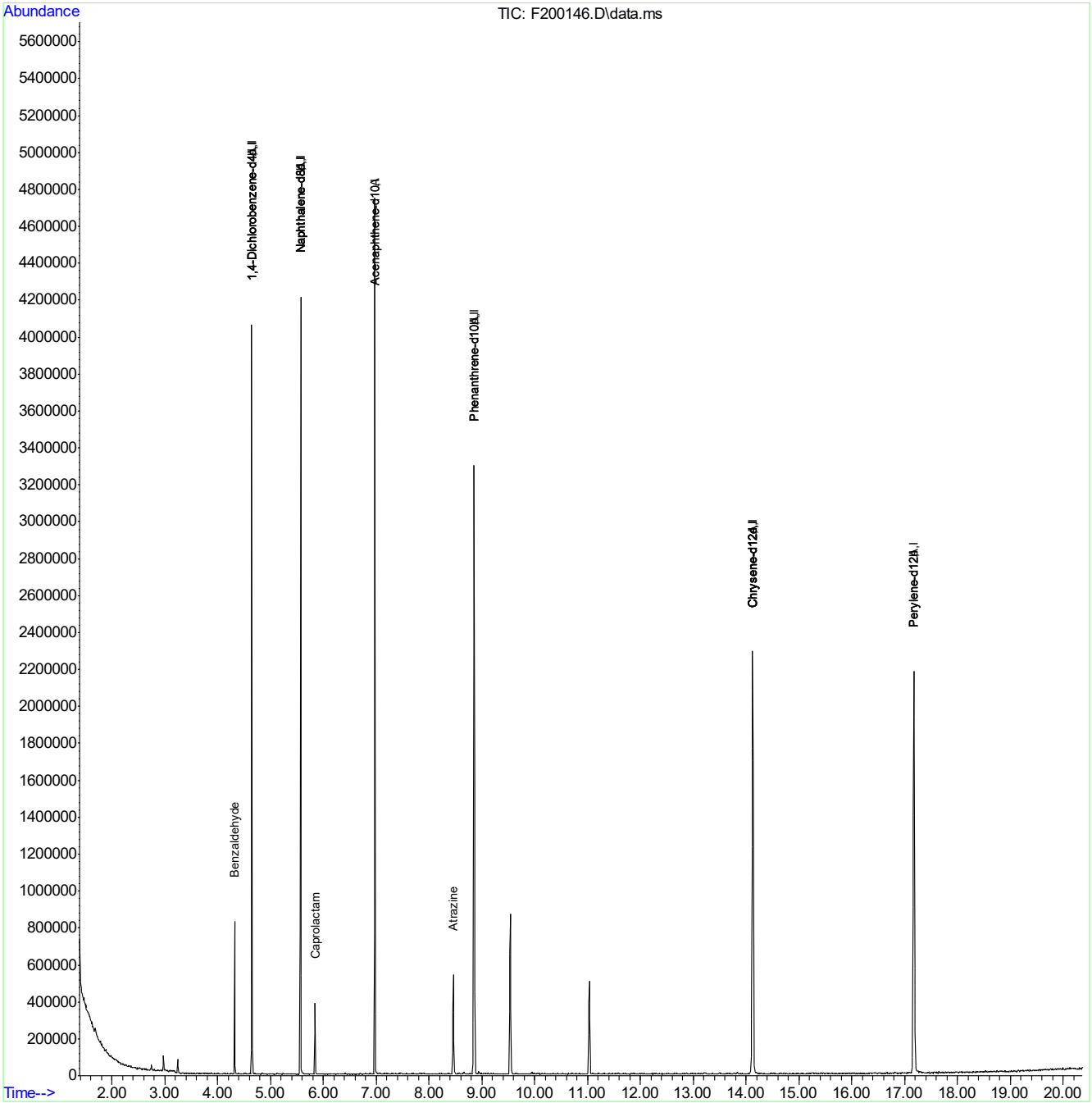

Quantitation Report (QT Reviewed)

Data Path : C:\MSDCHEM\1\DATA\EF8747\
Data File : F200147.D
Acq On : 26 Jun 2021 10:09 am
Operator : chriss2
Sample : ic8748-5
Misc : op30563,ef8748,1000,,,1,1
ALS Vial : 19 Sample Multiplier: 1

Quant Time: Jun 26 11:04:31 2021
Quant Method : C:\MSDCHEM\1\METHODS\MF8747.M
Quant Title : Semi Volatile Extractables by GC/MS
QLast Update : Sat Jun 26 10:15:58 2021
Response via : Initial Calibration

Compound	R.T.	QIon	Response	Conc	Units	Dev(Min)
Internal Standards						
1) 1,4-Dichlorobenzene-d4	4.646	152	375821	40.00	ppm	0.00
24) Naphthalene-d8	5.570	136	1391555	40.00	ppm	0.00
46) Acenaphthene-d10	6.975	164	790176	40.00	ppm	0.00
69) Phenanthrene-d10	8.850	188	1464985	40.00	ppm	0.00
83) Chrysene-d12	14.128	240	1305448	40.00	ppm	0.00
92) Perylene-d12	17.173	264	1242127	40.00	ppm	0.00
102) 1,4-Dichlorobenzene-d4A	4.646	152	375821	40.00	ppm	0.00
112) Naphthalene-d8A	5.570	136	1391555	40.00	ppm	0.00
121) Acenaphthene-d10A	6.975	164	790176	40.00	ppm	0.00
132) Phenanthrene-d10A	8.850	188	1464985	40.00	ppm	0.00
147) Chrysene-d12A	14.128	240	1305448	40.00	ppm	0.00
154) Perylene-d12A	17.173	264	1242127	40.00	ppm	0.00
157) 1,4-Dichlorobenzene-d4b	4.646	152	375821	40.00	ppm	0.00
159) Phenanthrene-d10b	8.850	188	1464985	40.00	ppm	0.00
161) Naphthalene-d8b	5.570	136	1391555	40.00	ppm	0.00
163) Naphthalene-d8c	5.570	136	1391555	40.00	ppm	0.00
168) 1,4-Dichlorobenzene-d4c	4.646	152	375821	40.00	ppm	0.00
170) Chrysene-d12c	14.128	240	1305448	40.00	ppm	0.00
172) Chrysene-d12d	14.128	240	1305448	40.00	ppm	0.00
174) Naphthalene-d8d	5.570	136	1391555	40.00	ppm	0.00
176) Chrysene-d12e	14.128	240	1305448	40.00	ppm	0.00
178) Perylene-d12b	17.173	264	1242127	40.00	ppm	0.00
System Monitoring Compounds						
5) 2-Fluorophenol	0.000	112	0	0.00	ppm	
Spiked Amount 50.000			Recovery =	0.00%		
8) Phenol-d5	0.000	99	0	0.00	ppm	
Spiked Amount 50.000			Recovery =	0.00%		
25) Nitrobenzene-d5	0.000	82	0	0.00	ppm	
Spiked Amount 50.000			Recovery =	0.00%		
51) 2-Fluorobiphenyl	0.000	172	0	0.00	ppm	
Spiked Amount 50.000			Recovery =	0.00%		
73) 2,4,6-Tribromophenol	0.000	330	0	0.00	ppm	
Spiked Amount 50.000			Recovery =	0.00%		
86) Terphenyl-d14	0.000	244	0	0.00	ppm	
Spiked Amount 50.000			Recovery =	0.00%		
Target Compounds						Qvalue
158) Benzaldehyde	4.320	105	43808	4.40	ppm	99
160) Atrazine	8.455	200	31771	4.43	ppm	87
162) Caprolactam	5.837	55	14266	3.75	ppm	88

(#) = qualifier out of range (m) = manual integration (+) = signals summed

Quantitation Report (QT Reviewed)

Data Path : C:\MSDCHEM\1\DATA\EF8747\
Data File : F200147.D
Acq On : 26 Jun 2021 10:09 am
Operator : chriss2
Sample : ic8748-5
Misc : op30563,ef8748,1000,,,1,1
ALS Vial : 19 Sample Multiplier: 1

Quant Time: Jun 26 11:04:31 2021
Quant Method : C:\MSDCHEM\1\METHODS\MF8747.M
Quant Title : Semi Volatile Extractables by GC/MS
QLast Update : Sat Jun 26 10:15:58 2021
Response via : Initial Calibration

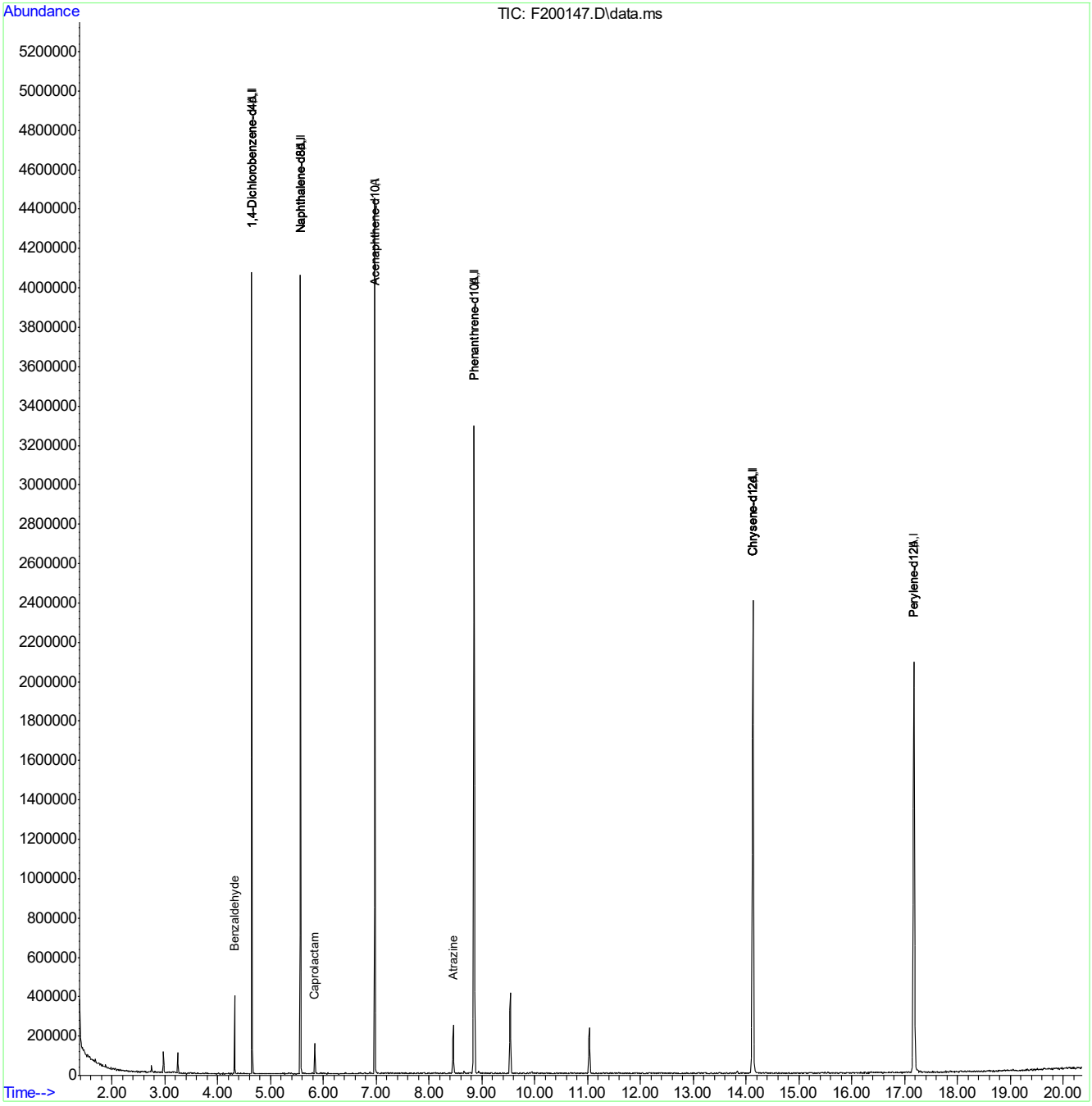

Quantitation Report (QT Reviewed)

Data Path : C:\MSDCHEM\1\DATA\EF8747\
Data File : F200148.D
Acq On : 26 Jun 2021 10:35 am
Operator : chriss2
Sample : ic8748-2
Misc : op30563,ef8748,1000,,,1,1
ALS Vial : 20 Sample Multiplier: 1

Quant Time: Jun 26 11:05:44 2021
Quant Method : C:\MSDCHEM\1\METHODS\MF8747.M
Quant Title : Semi Volatile Extractables by GC/MS
QLast Update : Sat Jun 26 10:15:58 2021
Response via : Initial Calibration

Compound	R.T.	QIon	Response	Conc	Units	Dev(Min)
Internal Standards						
1) 1,4-Dichlorobenzene-d4	4.646	152	378191	40.00	ppm	0.00
24) Naphthalene-d8	5.570	136	1469485	40.00	ppm	0.00
46) Acenaphthene-d10	6.975	164	841090	40.00	ppm	0.00
69) Phenanthrene-d10	8.850	188	1575318	40.00	ppm	0.00
83) Chrysene-d12	14.128	240	1385342	40.00	ppm	0.00
92) Perylene-d12	17.173	264	1293174	40.00	ppm	0.00
102) 1,4-Dichlorobenzene-d4A	4.646	152	378191	40.00	ppm	0.00
112) Naphthalene-d8A	5.570	136	1469485	40.00	ppm	0.00
121) Acenaphthene-d10A	6.975	164	841090	40.00	ppm	0.00
132) Phenanthrene-d10A	8.850	188	1575318	40.00	ppm	0.00
147) Chrysene-d12A	14.128	240	1385342	40.00	ppm	0.00
154) Perylene-d12A	17.173	264	1293174	40.00	ppm	0.00
157) 1,4-Dichlorobenzene-d4b	4.646	152	378191	40.00	ppm	0.00
159) Phenanthrene-d10b	8.850	188	1575318	40.00	ppm	0.00
161) Naphthalene-d8b	5.570	136	1469485	40.00	ppm	0.00
163) Naphthalene-d8c	5.570	136	1469485	40.00	ppm	0.00
168) 1,4-Dichlorobenzene-d4c	4.646	152	378191	40.00	ppm	0.00
170) Chrysene-d12c	14.128	240	1385342	40.00	ppm	0.00
172) Chrysene-d12d	14.128	240	1385342	40.00	ppm	0.00
174) Naphthalene-d8d	5.570	136	1469485	40.00	ppm	0.00
176) Chrysene-d12e	14.128	240	1385342	40.00	ppm	0.00
178) Perylene-d12b	17.173	264	1293174	40.00	ppm	0.00
System Monitoring Compounds						
5) 2-Fluorophenol	0.000	112	0	0.00	ppm	
Spiked Amount 50.000			Recovery =	0.00%		
8) Phenol-d5	0.000	99	0	0.00	ppm	
Spiked Amount 50.000			Recovery =	0.00%		
25) Nitrobenzene-d5	0.000	82	0	0.00	ppm	
Spiked Amount 50.000			Recovery =	0.00%		
51) 2-Fluorobiphenyl	0.000	172	0	0.00	ppm	
Spiked Amount 50.000			Recovery =	0.00%		
73) 2,4,6-Tribromophenol	0.000	330	0	0.00	ppm	
Spiked Amount 50.000			Recovery =	0.00%		
86) Terphenyl-d14	0.000	244	0	0.00	ppm	
Spiked Amount 50.000			Recovery =	0.00%		
Target Compounds						Qvalue
158) Benzaldehyde	4.320	105	17465	1.74	ppm	95
160) Atrazine	8.455	200	10980	1.42	ppm	93
162) Caprolactam	5.837	55	6172	1.54	ppm	91

(#) = qualifier out of range (m) = manual integration (+) = signals summed

Quantitation Report (QT Reviewed)

Data Path : C:\MSDCHEM\1\DATA\EF8747\
Data File : F200148.D
Acq On : 26 Jun 2021 10:35 am
Operator : chriss2
Sample : ic8748-2
Misc : op30563,ef8748,1000,,,1,1
ALS Vial : 20 Sample Multiplier: 1

Quant Time: Jun 26 11:05:44 2021
Quant Method : C:\MSDCHEM\1\METHODS\MF8747.M
Quant Title : Semi Volatile Extractables by GC/MS
QLast Update : Sat Jun 26 10:15:58 2021
Response via : Initial Calibration

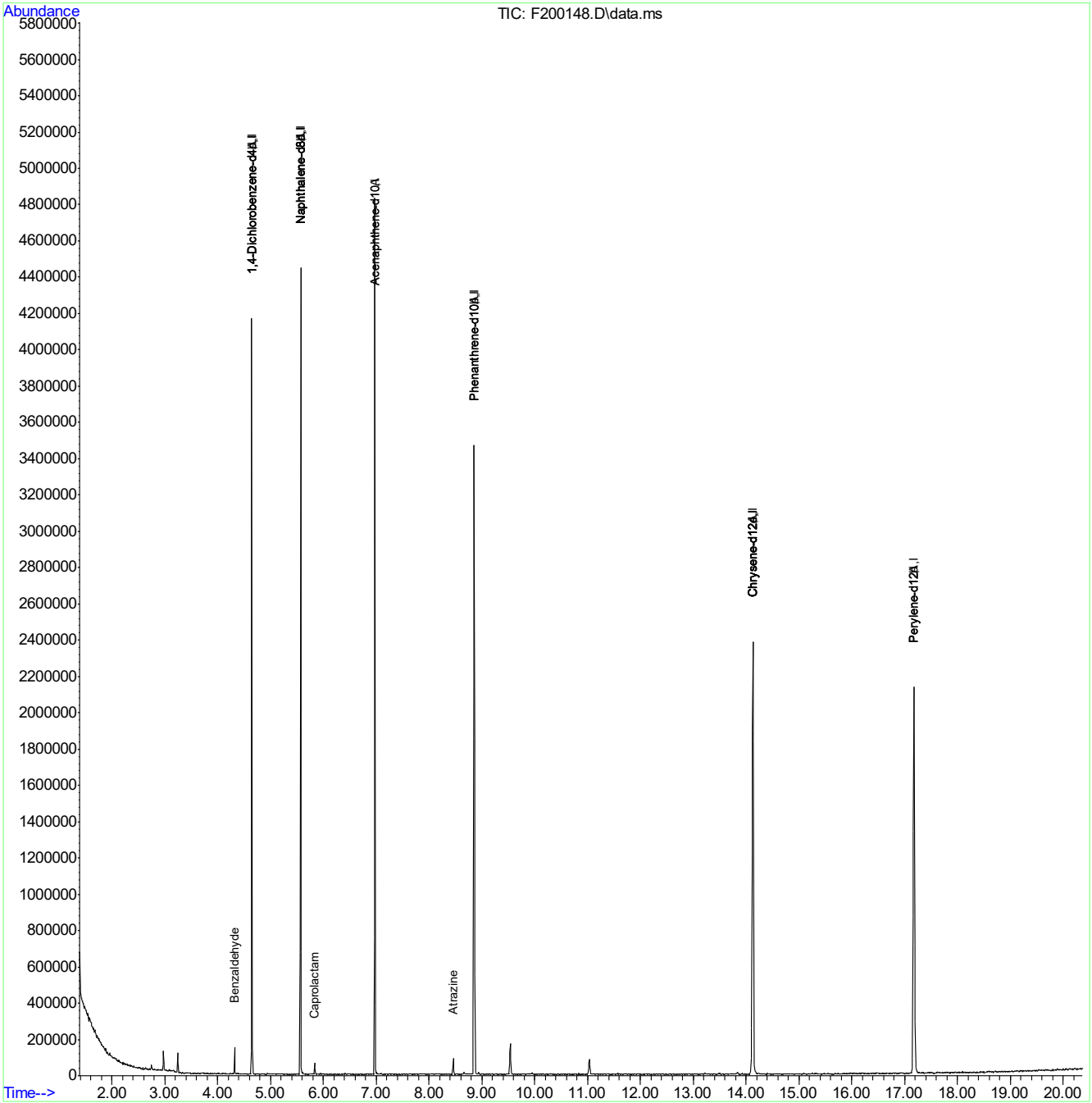

Quantitation Report (QT Reviewed)

Data Path : C:\MSDCHEM\1\DATA\EF8747\
Data File : F200149.D
Acq On : 26 Jun 2021 11:02 am
Operator : chriss2
Sample : ic8748-1
Misc : op30563,ef8748,1000,,,1,1
ALS Vial : 21 Sample Multiplier: 1

Quant Time: Jun 26 11:37:37 2021
Quant Method : C:\MSDCHEM\1\METHODS\MF8747.M
Quant Title : Semi Volatile Extractables by GC/MS
QLast Update : Sat Jun 26 11:09:09 2021
Response via : Initial Calibration

Compound	R.T.	QIon	Response	Conc	Units	Dev(Min)
Internal Standards						
1) 1,4-Dichlorobenzene-d4	4.646	152	375636	40.00	ppm	0.00
24) Naphthalene-d8	5.565	136	1445344	40.00	ppm	0.00
46) Acenaphthene-d10	6.975	164	812171	40.00	ppm	0.00
69) Phenanthrene-d10	8.850	188	1494873	40.00	ppm	0.00
83) Chrysene-d12	14.129	240	1317569	40.00	ppm	0.00
92) Perylene-d12	17.174	264	1234478	40.00	ppm	0.00
102) 1,4-Dichlorobenzene-d4A	4.646	152	375636	40.00	ppm	0.00
112) Naphthalene-d8A	5.565	136	1445344	40.00	ppm	0.00
121) Acenaphthene-d10A	6.975	164	812171	40.00	ppm	0.00
132) Phenanthrene-d10A	8.850	188	1494873	40.00	ppm	0.00
147) Chrysene-d12A	14.129	240	1317569	40.00	ppm	0.00
154) Perylene-d12A	17.174	264	1234478	40.00	ppm	0.00
157) 1,4-Dichlorobenzene-d4b	4.646	152	375636	40.00	ppm	0.00
159) Phenanthrene-d10b	8.850	188	1494873	40.00	ppm	0.00
161) Naphthalene-d8b	5.565	136	1445344	40.00	ppm	0.00
163) Naphthalene-d8c	5.565	136	1445344	40.00	ppm	0.00
168) 1,4-Dichlorobenzene-d4c	4.646	152	375636	40.00	ppm	0.00
170) Chrysene-d12c	14.129	240	1317688	40.00	ppm	0.00
172) Chrysene-d12d	14.129	240	1317569	40.00	ppm	0.00
174) Naphthalene-d8d	5.565	136	1445344	40.00	ppm	0.00
176) Chrysene-d12e	14.129	240	1317569	40.00	ppm	0.00
178) Perylene-d12b	17.174	264	1234478	40.00	ppm	0.00
System Monitoring Compounds						
5) 2-Fluorophenol	0.000	112	0	0.00	ppm	
Spiked Amount 50.000			Recovery =	0.00%		
8) Phenol-d5	0.000	99	0	0.00	ppm	
Spiked Amount 50.000			Recovery =	0.00%		
25) Nitrobenzene-d5	0.000	82	0	0.00	ppm	
Spiked Amount 50.000			Recovery =	0.00%		
51) 2-Fluorobiphenyl	0.000	172	0	0.00	ppm	
Spiked Amount 50.000			Recovery =	0.00%		
73) 2,4,6-Tribromophenol	0.000	330	0	0.00	ppm	
Spiked Amount 50.000			Recovery =	0.00%		
86) Terphenyl-d14	0.000	244	0	0.00	ppm	
Spiked Amount 50.000			Recovery =	0.00%		
Target Compounds						Qvalue
158) Benzaldehyde	4.320	105	10489	1.09	ppm	94
160) Atrazine	8.455	200	5659	0.82	ppm	91
162) Caprolactam	5.837	55	2802	0.76	ppm #	75

(#) = qualifier out of range (m) = manual integration (+) = signals summed

Quantitation Report (QT Reviewed)

Data Path : C:\MSDCHEM\1\DATA\EF8747\
Data File : F200149.D
Acq On : 26 Jun 2021 11:02 am
Operator : chriss2
Sample : ic8748-1
Misc : op30563,ef8748,1000,,,1,1
ALS Vial : 21 Sample Multiplier: 1

Quant Time: Jun 26 11:37:37 2021
Quant Method : C:\MSDCHEM\1\METHODS\MF8747.M
Quant Title : Semi Volatile Extractables by GC/MS
QLast Update : Sat Jun 26 11:09:09 2021
Response via : Initial Calibration

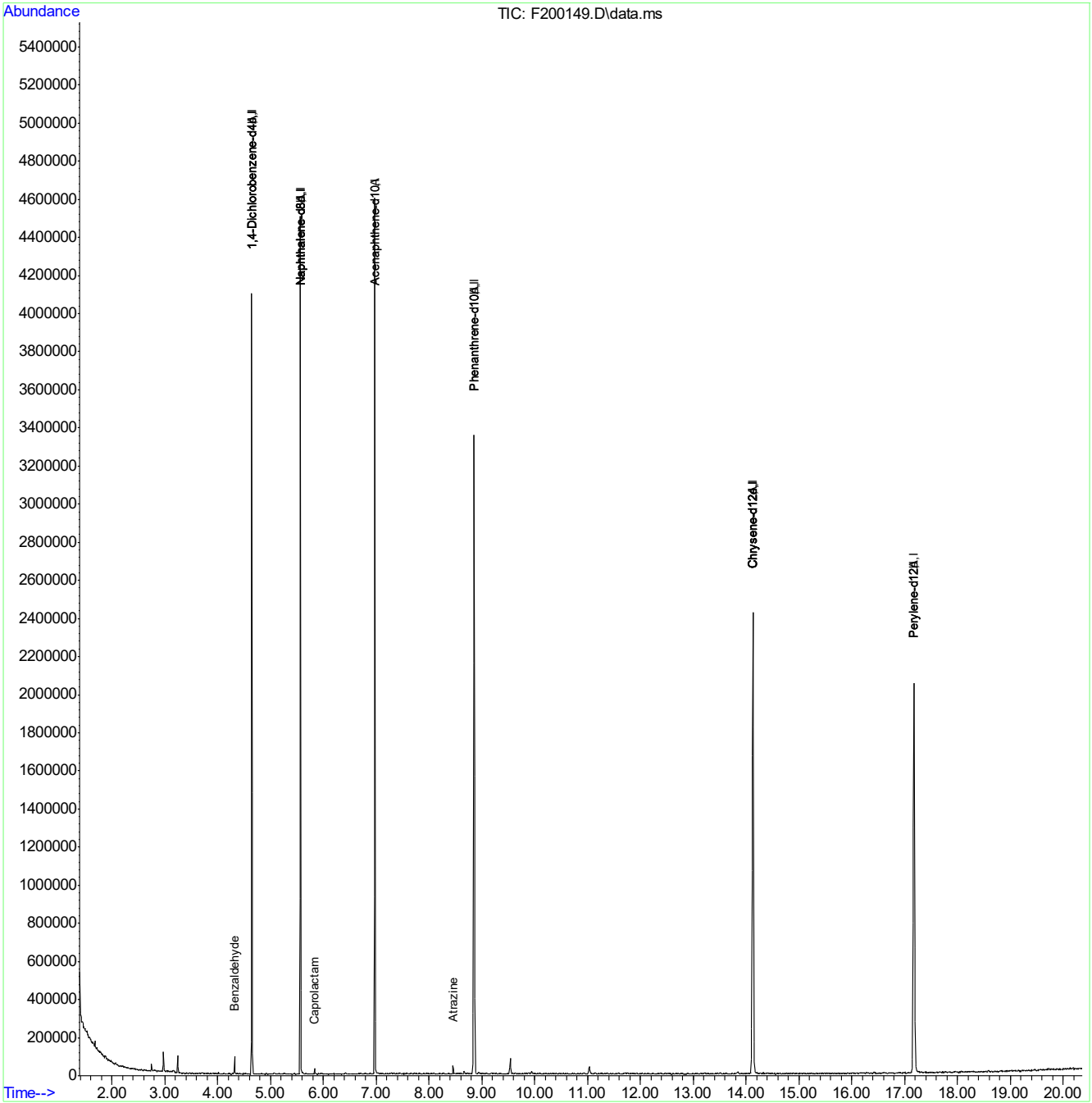

Quantitation Report (QT Reviewed)

Data Path : C:\MSDCHEM\1\DATA\EF8747\
Data File : F200151.D
Acq On : 26 Jun 2021 11:54 am
Operator : chriss2
Sample : icv8747-50
Misc : op30563,ef8748,1000,,,1,1
ALS Vial : 23 Sample Multiplier: 1

Quant Time: Jun 26 12:35:25 2021
Quant Method : C:\MSDCHEM\1\METHODS\MF8747.M
Quant Title : Semi Volatile Extractables by GC/MS
QLast Update : Sat Jun 26 11:54:08 2021
Response via : Initial Calibration

Compound	R.T.	QIon	Response	Conc	Units	Dev(Min)
Internal Standards						
1) 1,4-Dichlorobenzene-d4	4.646	152	425660	40.00	ppm	0.00
24) Naphthalene-d8	5.565	136	1621160	40.00	ppm	0.00
46) Acenaphthene-d10	6.975	164	899475	40.00	ppm	0.00
69) Phenanthrene-d10	8.850	188	1604427	40.00	ppm	0.00
83) Chrysene-d12	14.128	240	1327931	40.00	ppm	0.00
92) Perylene-d12	17.174	264	1218190	40.00	ppm	0.00
102) 1,4-Dichlorobenzene-d4A	4.646	152	425660	40.00	ppm	0.00
112) Naphthalene-d8A	5.565	136	1621160	40.00	ppm	0.00
121) Acenaphthene-d10A	6.975	164	899475	40.00	ppm	0.00
132) Phenanthrene-d10A	8.850	188	1604427	40.00	ppm	0.00
147) Chrysene-d12A	14.128	240	1327931	40.00	ppm	0.00
154) Perylene-d12A	17.174	264	1218190	40.00	ppm	0.00
157) 1,4-Dichlorobenzene-d4b	4.646	152	425660	40.00	ppm	0.00
159) Phenanthrene-d10b	8.850	188	1604427	40.00	ppm	0.00
161) Naphthalene-d8b	5.565	136	1621160	40.00	ppm	0.00
163) Naphthalene-d8c	5.565	136	1621160	40.00	ppm	0.00
168) 1,4-Dichlorobenzene-d4c	4.646	152	425660	40.00	ppm	0.00
170) Chrysene-d12c	14.128	240	1327931	40.00	ppm	0.00
172) Chrysene-d12d	14.128	240	1327931	40.00	ppm	0.00
174) Naphthalene-d8d	5.565	136	1621160	40.00	ppm	0.00
176) Chrysene-d12e	14.128	240	1327931	40.00	ppm	0.00
178) Perylene-d12b	17.174	264	1218190	40.00	ppm	0.00
System Monitoring Compounds						
5) 2-Fluorophenol	3.652	112	617002	47.35	ppm	0.00
Spiked Amount 50.000			Recovery = 94.70%			
8) Phenol-d5	4.368	99	784820	44.43	ppm	0.00
Spiked Amount 50.000			Recovery = 88.86%			
25) Nitrobenzene-d5	5.047	82	802265	51.22	ppm	0.00
Spiked Amount 50.000			Recovery = 102.44%			
51) 2-Fluorobiphenyl	6.366	172	1528331	51.09	ppm	0.00
Spiked Amount 50.000			Recovery = 102.18%			
73) 2,4,6-Tribromophenol	7.857	330	198636	47.04	ppm	0.00
Spiked Amount 50.000			Recovery = 94.08%			
86) Terphenyl-d14	11.927	244	1798150	56.77	ppm	0.00
Spiked Amount 50.000			Recovery = 113.54%			
Target Compounds						Qvalue

(#) = qualifier out of range (m) = manual integration (+) = signals summed

Quantitation Report (QT Reviewed)

Data Path : C:\MSDCHEM\1\DATA\EF8747\
Data File : F200151.D
Acq On : 26 Jun 2021 11:54 am
Operator : chriss2
Sample : icv8747-50
Misc : op30563,ef8748,1000,,,1,1
ALS Vial : 23 Sample Multiplier: 1

Quant Time: Jun 26 12:35:25 2021
Quant Method : C:\MSDCHEM\1\METHODS\MF8747.M
Quant Title : Semi Volatile Extractables by GC/MS
QLast Update : Sat Jun 26 11:54:08 2021
Response via : Initial Calibration

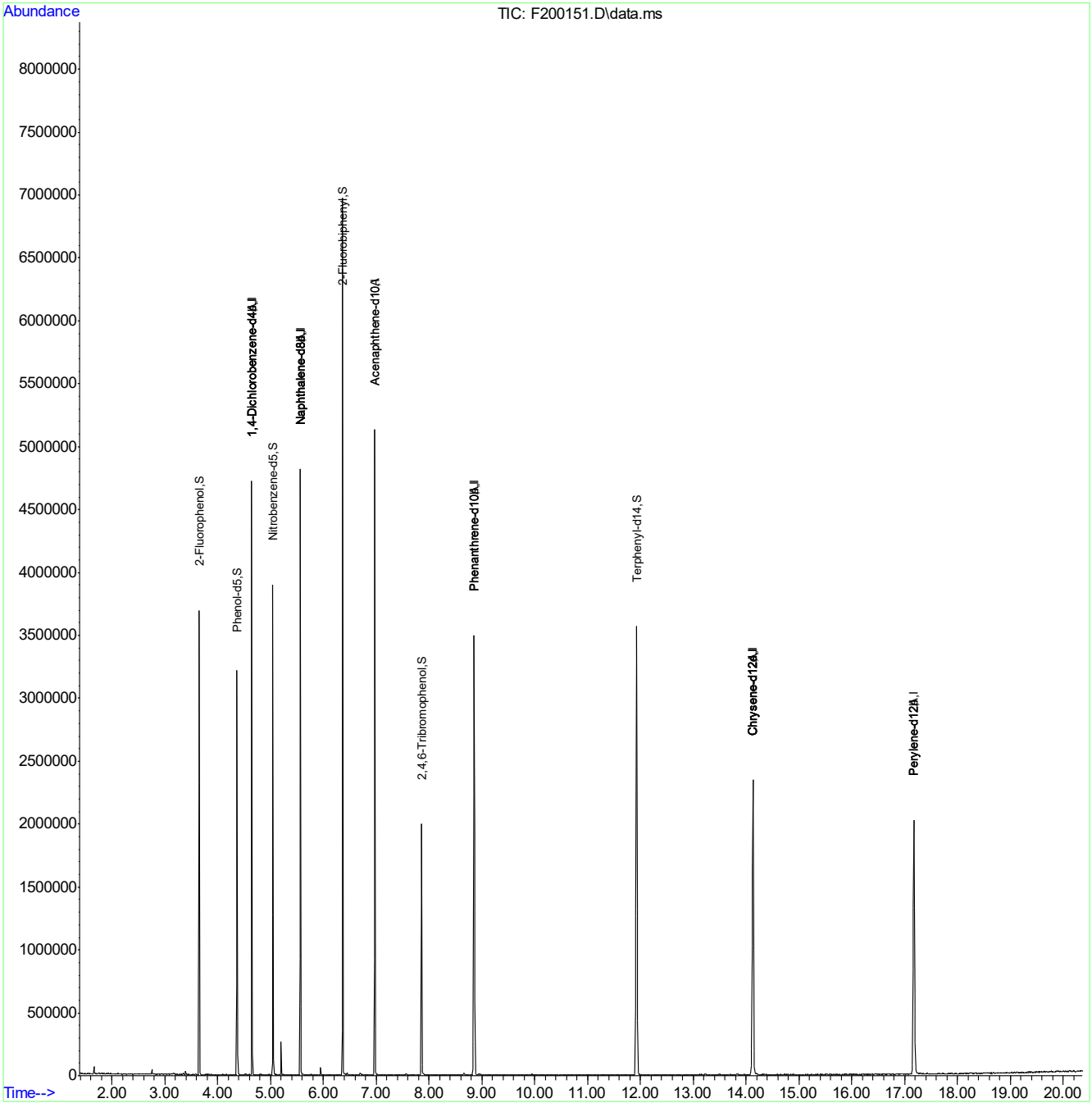

Quantitation Report (QT Reviewed)

Data Path : C:\MSDCHEM\1\DATA\EF8747\
Data File : F200152.D
Acq On : 26 Jun 2021 12:19 pm
Operator : chriss2
Sample : icv8747-50
Misc : op30563,ef8748,1000,,,1,1
ALS Vial : 24 Sample Multiplier: 1

Quant Time: Jun 28 09:20:51 2021
Quant Method : C:\MSDCHEM\1\METHODS\MF8747.M
Quant Title : Semi Volatile Extractables by GC/MS
QLast Update : Sat Jun 26 11:52:59 2021
Response via : Initial Calibration

Compound	R.T.	QIon	Response	Conc	Units	Dev(Min)
Internal Standards						
1) 1,4-Dichlorobenzene-d4	4.646	152	417233	40.00	ppm	0.00
24) Naphthalene-d8	5.570	136	1591209	40.00	ppm	0.00
46) Acenaphthene-d10	6.975	164	922451	40.00	ppm	0.00
69) Phenanthrene-d10	8.856	188	1666113	40.00	ppm	0.00
83) Chrysene-d12	14.139	240	1579377	40.00	ppm	0.00
92) Perylene-d12	17.184	264	1478791	40.00	ppm	0.00
102) 1,4-Dichlorobenzene-d4A	4.646	152	417233	40.00	ppm	0.00
112) Naphthalene-d8A	5.570	136	1591209	40.00	ppm	0.00
121) Acenaphthene-d10A	6.975	164	922451	40.00	ppm	0.00
132) Phenanthrene-d10A	8.856	188	1666113	40.00	ppm	0.00
147) Chrysene-d12A	14.139	240	1579377	40.00	ppm	0.00
154) Perylene-d12A	17.184	264	1478791	40.00	ppm	0.00
157) 1,4-Dichlorobenzene-d4b	4.646	152	417233	40.00	ppm	0.00
159) Phenanthrene-d10b	8.856	188	1666113	40.00	ppm	0.00
161) Naphthalene-d8b	5.570	136	1591209	40.00	ppm	0.00
163) Naphthalene-d8c	5.570	136	1591209	40.00	ppm	0.00
168) 1,4-Dichlorobenzene-d4c	4.646	152	417233	40.00	ppm	0.00
170) Chrysene-d12c	14.139	240	1579377	40.00	ppm	0.00
172) Chrysene-d12d	14.139	240	1579377	40.00	ppm	0.00
174) Naphthalene-d8d	5.570	136	1591209	40.00	ppm	0.00
176) Chrysene-d12e	14.139	240	1579377	40.00	ppm	0.00
178) Perylene-d12b	17.184	264	1478791	40.00	ppm	0.01
System Monitoring Compounds						
5) 2-Fluorophenol	0.000	112	0	0.00	ppm	
Spiked Amount 50.000			Recovery =	0.00%		
8) Phenol-d5	0.000	99	0d	0.00	ppm	
Spiked Amount 50.000			Recovery =	0.00%		
25) Nitrobenzene-d5	0.000	82	0d	0.00	ppm	
Spiked Amount 50.000			Recovery =	0.00%		
51) 2-Fluorobiphenyl	0.000	172	0	0.00	ppm	
Spiked Amount 50.000			Recovery =	0.00%		
73) 2,4,6-Tribromophenol	0.000	330	0	0.00	ppm	
Spiked Amount 50.000			Recovery =	0.00%		
86) Terphenyl-d14	0.000	244	0	0.00	ppm	
Spiked Amount 50.000			Recovery =	0.00%		
Target Compounds						Qvalue
56) Acenaphthylene	6.842	152	1842474	58.63	ppm	99
100) 7,12-Dimethylbenz(a)an...	16.458	256	793318	41.22	ppm	99

(#) = qualifier out of range (m) = manual integration (+) = signals summed

Quantitation Report (QT Reviewed)

Data Path : C:\MSDCHEM\1\DATA\EF8747\
Data File : F200152.D
Acq On : 26 Jun 2021 12:19 pm
Operator : chriss2
Sample : icv8747-50
Misc : op30563,ef8748,1000,,,1,1
ALS Vial : 24 Sample Multiplier: 1

Quant Time: Jun 28 09:20:51 2021
Quant Method : C:\MSDCHEM\1\METHODS\MF8747.M
Quant Title : Semi Volatile Extractables by GC/MS
QLast Update : Sat Jun 26 11:52:59 2021
Response via : Initial Calibration

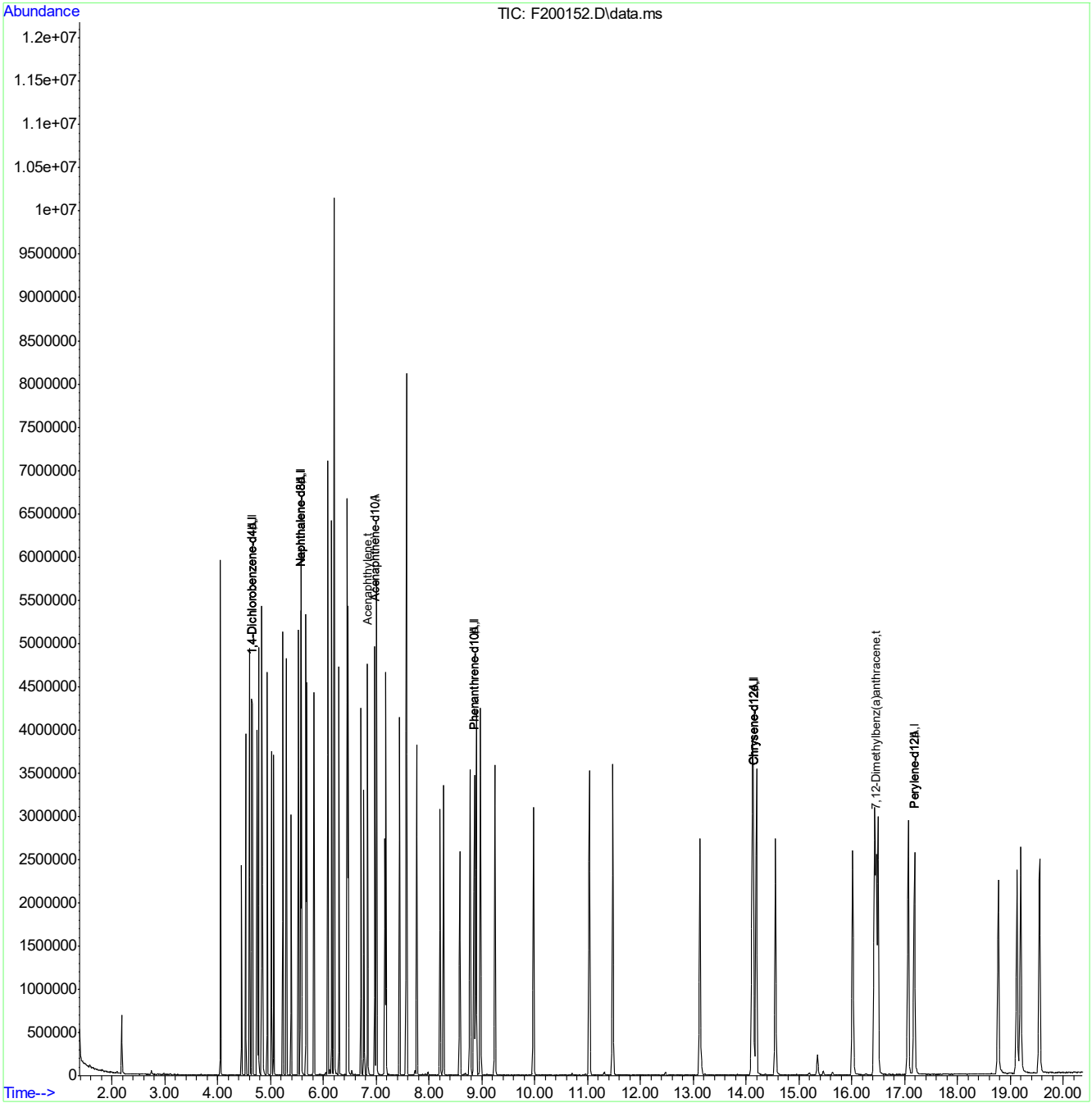

Quantitation Report (QT Reviewed)

Data Path : C:\MSDCHEM\1\DATA\EF8747\
Data File : F200153.D
Acq On : 26 Jun 2021 12:46 pm
Operator : chriss2
Sample : icv8748-50
Misc : op30563,ef8748,1000,,,1,1
ALS Vial : 25 Sample Multiplier: 1

Quant Time: Jun 28 09:23:31 2021
Quant Method : C:\MSDCHEM\1\METHODS\MF8747.M
Quant Title : Semi Volatile Extractables by GC/MS
QLast Update : Sat Jun 26 11:52:59 2021
Response via : Initial Calibration

Compound	R.T.	QIon	Response	Conc	Units	Dev(Min)
Internal Standards						
1) 1,4-Dichlorobenzene-d4	4.646	152	436371	40.00	ppm	0.00
24) Naphthalene-d8	5.570	136	1656033	40.00	ppm	0.00
46) Acenaphthene-d10	6.975	164	927947	40.00	ppm	0.00
69) Phenanthrene-d10	8.855	188	1720632	40.00	ppm	0.00
83) Chrysene-d12	14.128	240	1539845	40.00	ppm	0.00
92) Perylene-d12	17.173	264	1483610	40.00	ppm	0.00
102) 1,4-Dichlorobenzene-d4A	4.646	152	436371	40.00	ppm	0.00
112) Naphthalene-d8A	5.570	136	1656033	40.00	ppm	0.00
121) Acenaphthene-d10A	6.975	164	927947	40.00	ppm	0.00
132) Phenanthrene-d10A	8.855	188	1720632	40.00	ppm	0.00
147) Chrysene-d12A	14.128	240	1539845	40.00	ppm	0.00
154) Perylene-d12A	17.173	264	1483610	40.00	ppm	0.00
157) 1,4-Dichlorobenzene-d4b	4.646	152	436371	40.00	ppm	0.00
159) Phenanthrene-d10b	8.855	188	1720632	40.00	ppm	0.00
161) Naphthalene-d8b	5.570	136	1656033	40.00	ppm	0.00
163) Naphthalene-d8c	5.570	136	1656033	40.00	ppm	0.00
168) 1,4-Dichlorobenzene-d4c	4.646	152	436371	40.00	ppm	0.00
170) Chrysene-d12c	14.128	240	1539845	40.00	ppm	0.00
172) Chrysene-d12d	14.128	240	1539845	40.00	ppm	0.00
174) Naphthalene-d8d	5.570	136	1656033	40.00	ppm	0.00
176) Chrysene-d12e	14.128	240	1539845	40.00	ppm	0.00
178) Perylene-d12b	17.173	264	1483610	40.00	ppm	0.00
System Monitoring Compounds						
5) 2-Fluorophenol	0.000	112	0	0.00	ppm	
Spiked Amount 50.000			Recovery =	0.00%		
8) Phenol-d5	0.000	99	0	0.00	ppm	
Spiked Amount 50.000			Recovery =	0.00%		
25) Nitrobenzene-d5	0.000	82	0	0.00	ppm	
Spiked Amount 50.000			Recovery =	0.00%		
51) 2-Fluorobiphenyl	0.000	172	0	0.00	ppm	
Spiked Amount 50.000			Recovery =	0.00%		
73) 2,4,6-Tribromophenol	0.000	330	0	0.00	ppm	
Spiked Amount 50.000			Recovery =	0.00%		
86) Terphenyl-d14	0.000	244	0	0.00	ppm	
Spiked Amount 50.000			Recovery =	0.00%		
Target Compounds						Qvalue
158) Benzaldehyde	4.320	105	564069	49.98	ppm	97
160) Atrazine	8.465	200	433591	55.84	ppm	95
162) Caprolactam	5.853	55	226027	55.29	ppm	99

(#) = qualifier out of range (m) = manual integration (+) = signals summed

Quantitation Report (QT Reviewed)

Data Path : C:\MSDCHEM\1\DATA\EF8747\
Data File : F200153.D
Acq On : 26 Jun 2021 12:46 pm
Operator : chriss2
Sample : icv8748-50
Misc : op30563,ef8748,1000,,,1,1
ALS Vial : 25 Sample Multiplier: 1

Quant Time: Jun 28 09:23:31 2021
Quant Method : C:\MSDCHEM\1\METHODS\MF8747.M
Quant Title : Semi Volatile Extractables by GC/MS
QLast Update : Sat Jun 26 11:52:59 2021
Response via : Initial Calibration

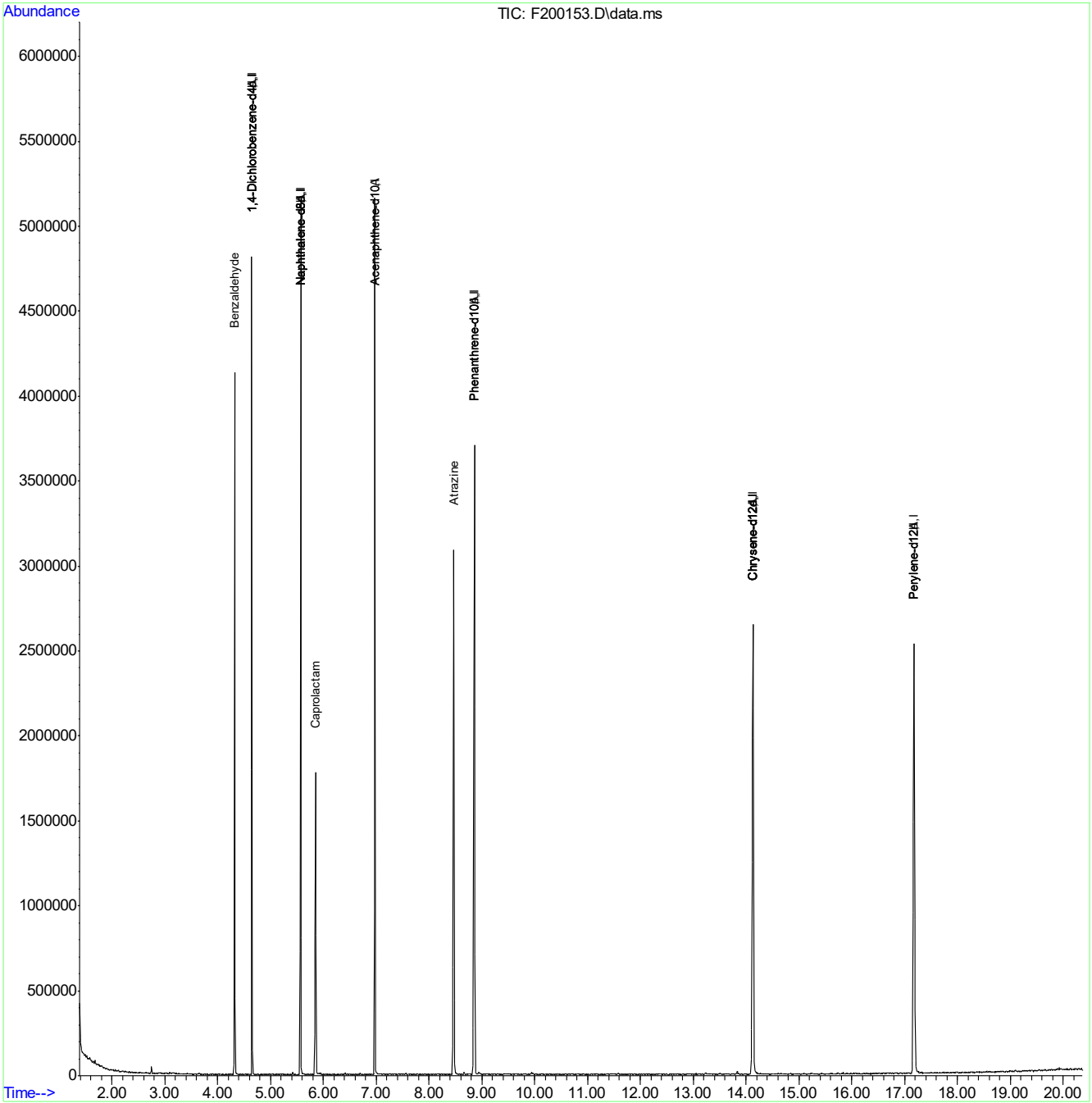

Quantitation Report (QT Reviewed)

Data Path : C:\msdchem\1\data\altheam\ef8811\
Data File : f201310.d
Acq On : 20 Aug 2021 11:22 pm
Operator : chriss2
Sample : cc8747-50 Inst : GCMSF
Misc : op34584,ef8811,1000,,,1,1
ALS Vial : 2 Sample Multiplier: 1

Quant Method : C:\MSDCHEM\1\METHODS\MF8747.M
Quant Results File: MF8747.RES
Quant Time: Aug 23 02:53:53 2021
Quant Title : Semi Volatile Extractables by GC/MS
QLast Update : Mon Aug 16 22:59:05 2021
Response via : Initial Calibration

Compound	R.T.	QIon	Response	Conc	Units	Dev(Min)
Internal Standards						
1) 1,4-Dichlorobenzene-d4	4.620	152	284218	40.00	ppm	0.00
24) Naphthalene-d8	5.538	136	1095862	40.00	ppm	0.00
46) Acenaphthene-d10	6.938	164	643825	40.00	ppm	0.00
69) Phenanthrene-d10	8.802	188	1206129	40.00	ppm	0.00
83) Chrysene-d12	14.065	240	1223690	40.00	ppm	0.01
92) Perylene-d12	17.104	264	1200012	40.00	ppm	0.00
102) 1,4-Dichlorobenzene-d4b	4.620	152	284218	40.00	ppm	0.00
104) Phenanthrene-d10b	8.802	188	1206129	40.00	ppm	0.00
106) Naphthalene-d8b	5.538	136	1095862	40.00	ppm	0.00
108) Chrysene-d12d	14.065	240	1223690	40.00	ppm	0.01
System Monitoring Compounds						
5) 2-Fluorophenol	3.631	112	429624	49.37	ppm	-0.02
Spiked Amount 50.000			Recovery = 98.74%			
8) Phenol-d5	4.358	99	586540	49.73	ppm	0.00
Spiked Amount 50.000			Recovery = 99.46%			
25) Nitrobenzene-d5	5.020	82	551082	52.05	ppm	0.00
Spiked Amount 50.000			Recovery = 104.10%			
51) 2-Fluorobiphenyl	6.334	172	1101994	51.46	ppm	0.00
Spiked Amount 50.000			Recovery = 102.92%			
73) 2,4,6-Tribromophenol	7.819	330	172903	54.47	ppm	0.00
Spiked Amount 50.000			Recovery = 108.94%			
86) Terphenyl-d14	11.853	244	1493644	51.17	ppm	0.00
Spiked Amount 50.000			Recovery = 102.34%			
Target Compounds						Qvalue
2) 1,4-Dioxane	2.146	88	178223	45.76	ppm	96
3) Pyridine	2.483	79	475016	47.71	ppm	98
4) N-Nitrosodimethylamine	2.445	42	252873	49.02	ppm	91
6) Indene	4.806	116	810211	50.56	ppm	99
7) Cumene	4.021	105	1217553	52.38	ppm	98
9) Phenol	4.368	94	629336	52.72	ppm	80
10) Aniline	4.374	93	743127	49.87	ppm	88
11) bis(2-Chloroethyl)ether	4.427	93	435396	49.70	ppm	99
12) 2-Chlorophenol	4.465	128	475903	50.53	ppm	97
13) Decane	4.497	43	371417	45.84	ppm	95
14) 1,3-Dichlorobenzene	4.571	146	548128	50.41	ppm	100
15) 1,4-Dichlorobenzene	4.630	146	547263	49.45	ppm	98
16) Benzyl alcohol	4.721	108	248409	40.42	ppm	95
17) 1,2-Dichlorobenzene	4.737	146	519841	50.59	ppm	97
18) Acetophenone	4.913	105	727280	52.46	ppm	95
19) 2-Methylphenol	4.806	108	498276	58.12	ppm	94
20) 2,2'-oxybis(1-Chloropr...	4.817	121	139777	54.79	ppm #	78
21) 3&4-Methylphenol	4.919	108	960015	101.24	ppm	98
22) n-Nitroso-di-n-propyla...	4.913	70	382648	55.29	ppm	98
23) Hexachloroethane	4.988	201	206231	51.95	ppm	89
26) Nitrobenzene	5.036	77	576325	52.42	ppm	98
27) Quinoline	5.800	129	900777	52.25	ppm	97
28) Isophorone	5.212	82	1010935	53.53	ppm	96
29) 2-Nitrophenol	5.266	139	261079	53.65	ppm	94
30) 2,4-Dimethylphenol	5.298	107	553829	53.27	ppm	95
31) Benzoic acid	5.383	105	380316	50.88	ppm	98
32) bis(2-Chloroethoxy)met...	5.362	93	542470	50.70	ppm	97
33) 2,4-Dichlorophenol	5.442	162	409499	52.62	ppm	95
34) 2,6-Dichlorophenol	5.597	162	410829	52.87	ppm	96
35) 1,3,5-Trichlorobenzene	5.271	180	480108	51.46	ppm	94

Quantitation Report (QT Reviewed)

Data Path : C:\msdchem\1\data\altheam\ef8811\
Data File : f201310.d
Acq On : 20 Aug 2021 11:22 pm
Operator : chriss2
Sample : cc8747-50 Inst : GCMSF
Misc : op34584,ef8811,1000,,,1,1
ALS Vial : 2 Sample Multiplier: 1

Quant Method : C:\MSDCHEM\1\METHODS\MF8747.M
Quant Results File: MF8747.RES
Quant Time: Aug 23 02:53:53 2021
Quant Title : Semi Volatile Extractables by GC/MS
QLast Update : Mon Aug 16 22:59:05 2021
Response via : Initial Calibration

Compound	R.T.	QIon	Response	Conc	Units	Dev(Min)
36) 1,2,4-Trichlorobenzene	5.496	180	452382	50.28	ppm	99
37) 1,2,3-Trichlorobenzene	5.656	180	438175	52.75	ppm	98
38) Naphthalene	5.554	128	1401579	50.75	ppm	99
39) 4-Chloroaniline	5.592	127	593897	52.52	ppm	97
40) 2,3-Dichloroaniline	6.270	161	512632	52.54	ppm	97
41) Hydroquinone	5.832	110	448068	54.73	ppm	97
42) Hexachlorobutadiene	5.640	225	301706	53.81	ppm	99
43) 4-Chloro-3-methylphenol	5.939	107	465163	55.82	ppm	97
44) 2-Methylnaphthalene	6.051	141	851185	53.35	ppm	100
45) 1-Methylnaphthalene	6.126	142	906692	52.93	ppm	100
47) Hexachlorocyclopentadiene	6.169	237	543865	96.34	ppm	98
48) 1,2,4,5-tetrachloroben...	6.179	216	482924	49.40	ppm	99
49) 2,4,6-Trichlorophenol	6.270	196	333213	51.74	ppm	97
50) 2,4,5-Trichlorophenol	6.302	196	351952	54.08	ppm	99
52) 2-Chloronaphthalene	6.436	162	928474	50.83	ppm	97
53) Biphenyl	6.420	154	1206859	50.95	ppm	98
54) 2-Nitroaniline	6.521	65	310241	53.99	ppm	99
55) Dimethylphthalate	6.676	163	1098458	53.26	ppm	99
56) Acenaphthylene	6.804	152	1146796	52.29	ppm	100
57) 2,6-Dinitrotoluene	6.735	165	246154	60.37	ppm	99
58) 3-Nitroaniline	6.895	138	251973	54.89	ppm	99
59) Acenaphthene	6.970	153	929726	50.54	ppm	91
60) 2,4-Dinitrophenol	7.002	184	369691	105.31	ppm	99
61) 4-Nitrophenol	7.072	109	208503	57.35	ppm	97
62) Dibenzofuran	7.146	168	1305691	50.58	ppm	98
63) 2,4-Dinitrotoluene	7.130	165	348611	58.85	ppm	96
64) 2,3,4,6-Tetrachlorophenol	7.275	232	291855	55.02	ppm	98
65) Diethylphthalate	7.403	149	1142281	55.00	ppm	99
66) Fluorene	7.526	166	1093057	51.90	ppm	99
67) 4-Chlorophenyl-phenyle...	7.526	204	566732	53.95	ppm	96
68) 4-Nitroaniline	7.558	138	258984	52.82	ppm	98
70) 4,6-Dinitro-2-methylph...	7.590	198	213516	50.98	ppm	98
71) n-Nitrosodiphenylamine	7.675	169	969256	51.40	ppm	97
72) 1,2-Diphenylhydrazine	7.723	77	1147403	49.06	ppm	96
74) 4-Bromophenyl-phenylether	8.156	248	350122	54.98	ppm	96
75) Hexachlorobenzene	8.226	284	377484	53.85	ppm	98
76) Pentachlorophenol	8.519	266	526241	112.87	ppm	96
77) Phenanthrene	8.840	178	1597047	50.97	ppm	99
78) Anthracene	8.920	178	1638075	52.86	ppm	99
79) Carbazole	9.198	167	1454092	52.37	ppm	98
80) Di-n-butylphthalate	9.908	149	1941670	56.80	ppm	100
81) Fluoranthene	10.971	202	1839439	54.96	ppm	99
82) Octadecane	8.712	57	581647	51.45	ppm	99
84) Benzidine	11.329	184	961511	47.25	ppm	99
85) Pyrene	11.409	202	1892176	49.44	ppm	98
87) Butylbenzylphthalate	13.039	149	859990	54.16	ppm	99
88) Benzo[a]anthracene	14.038	228	1862490	52.48	ppm	99
89) 3,3'-Dichlorobenzidine	14.091	252	710212	55.95	ppm	98
90) Chrysene	14.118	228	1816610	50.95	ppm	98
91) bis(2-Ethylhexyl)phtha...	14.455	149	1210873	50.11	ppm	98
93) Di-n-octylphthalate	15.913	149	2163126	50.73	ppm	98
94) Benzo[b]fluoranthene	16.356	252	1945068	55.29	ppm	99
95) Benzo[k]fluoranthene	16.421	252	1778841	52.38	ppm	98
96) Benzo[a]pyrene	16.992	252	1785619	56.83	ppm	97
97) Indeno[1,2,3-cd]pyrene	19.049	276	1563415	56.07	ppm	96
98) Dibenz(a,h)acridine	18.691	279	1507840	55.24	ppm	100
99) Dibenz[a,h]anthracene	19.113	278	1711391	55.63	ppm	99

Quantitation Report (QT Reviewed)

Data Path : C:\msdchem\1\data\altheam\ef8811\
Data File : f201310.d
Acq On : 20 Aug 2021 11:22 pm
Operator : chriss2
Sample : cc8747-50 Inst : GCMSF
Misc : op34584,ef8811,1000,,,1,1
ALS Vial : 2 Sample Multiplier: 1

Quant Method : C:\MSDCHEM\1\METHODS\MF8747.M
Quant Results File: MF8747.RES
Quant Time: Aug 23 02:53:53 2021
Quant Title : Semi Volatile Extractables by GC/MS
QLast Update : Mon Aug 16 22:59:05 2021
Response via : Initial Calibration

Compound	R.T.	QIon	Response	Conc	Units	Dev(Min)
100) 7,12-Dimethylbenz(a)an...	16.378	256	831809	53.26	ppm	97
101) Benzo[g,h,i]perylene	19.476	276	1747444	54.24	ppm	98

(#) = qualifier out of range (m) = manual integration (+) = signals summed

9.6.23

9

Quantitation Report (QT Reviewed)

Data Path : C:\msdchem\1\data\altheam\ef8811\
Data File : f201310.d
Acq On : 20 Aug 2021 11:22 pm
Operator : chriss2
Sample : cc8747-50 Inst : GCMSF
Misc : op34584,ef8811,1000,,,1,1
ALS Vial : 2 Sample Multiplier: 1

Quant Method : C:\MSDCHEM\1\METHODS\MF8747.M
Quant Results File: MF8747.RES
Quant Time: Aug 23 02:53:53 2021
Quant Title : Semi Volatile Extractables by GC/MS
QLast Update : Mon Aug 16 22:59:05 2021
Response via : Initial Calibration

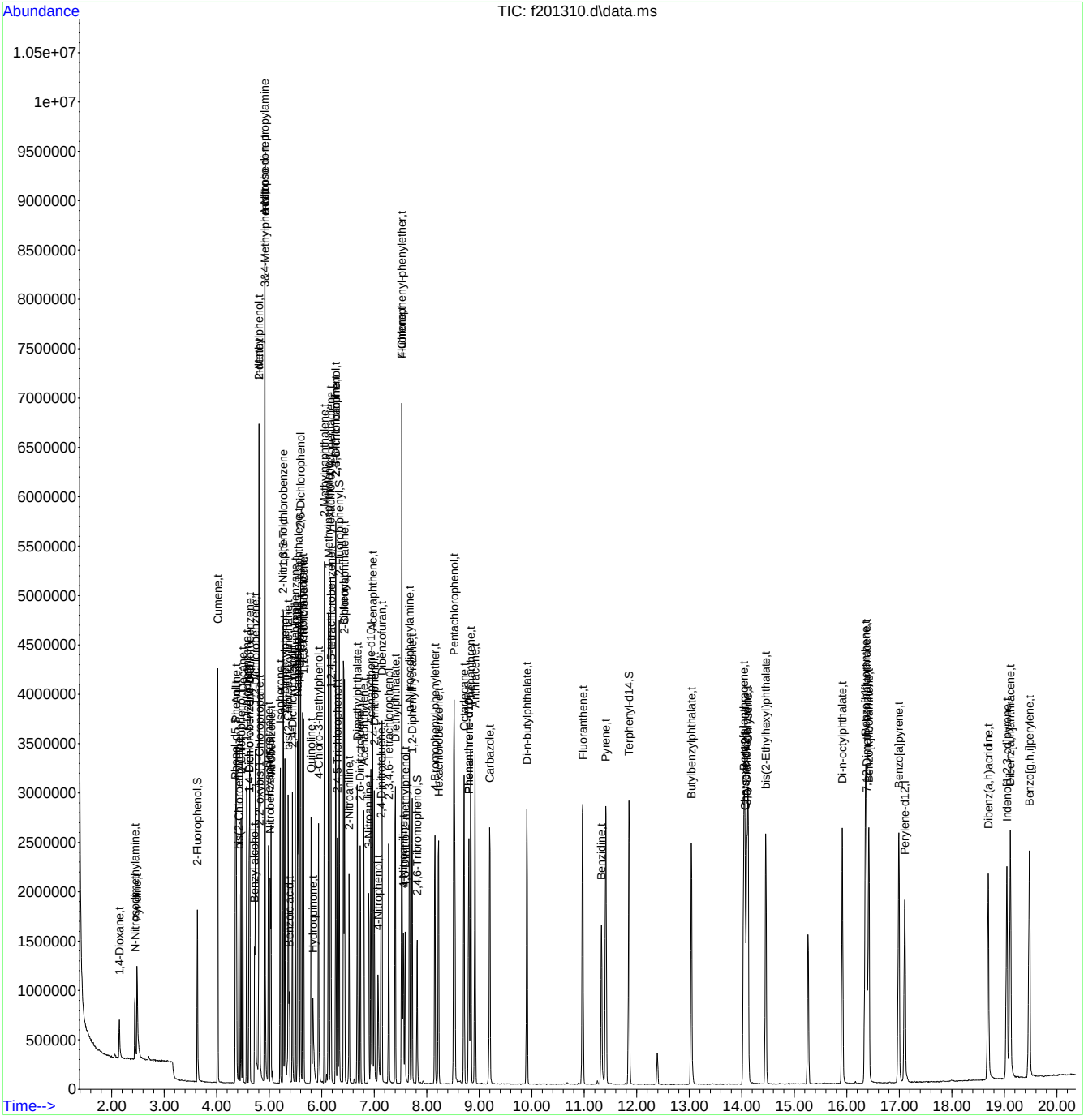

Quantitation Report (Qedit)

Data Path : C:\msdchem\1\data\altheam\ef8811\
Data File : f201310.d
Acq On : 20 Aug 2021 11:22 pm
Operator : chriss2
Sample : cc8747-50 Inst : GCMSF
Misc : op34584,ef8811,1000,,,1,1
ALS Vial : 2 Sample Multiplier: 1

Quant Method : C:\MSDCHEM\1\METHODS\MF8747.M
Quant Results File: MF8747.RES
Quant Time: Aug 23 02:52:21 2021
Quant Title : Semi Volatile Extractables by GC/MS
QLast Update : Mon Aug 16 22:59:05 2021
Response via : Initial Calibration

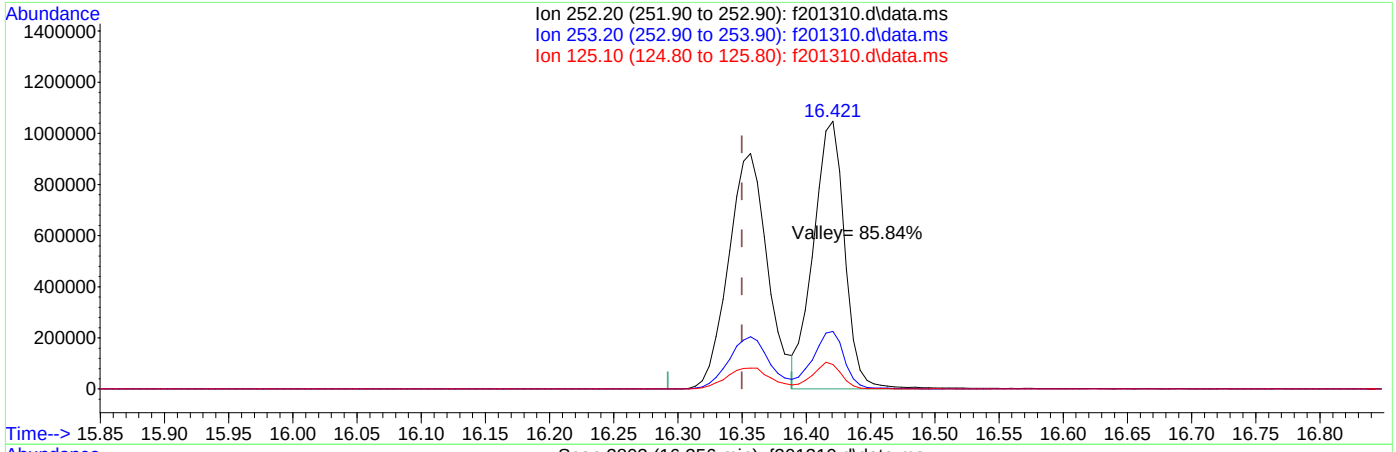

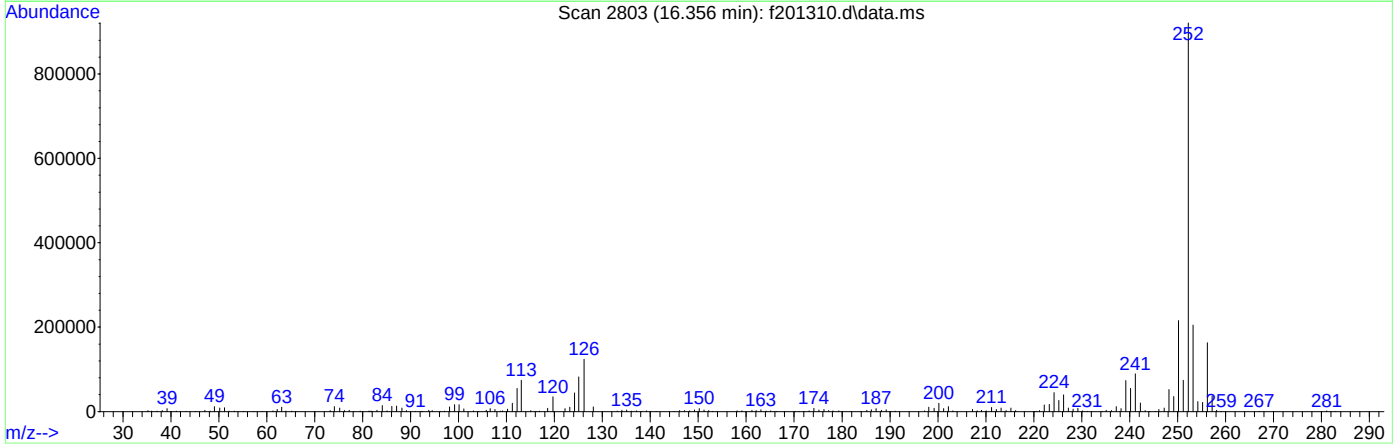

TIC: f201310.d\data.ms

(94) Benzo[b]fluoranthene (t)

16.356min (+0.007) 55.29ppm

response 1945068

Ion	Exp%	Act%
252.20	100	100
253.20	22.30	21.72
125.10	9.40	8.66
0.00	0.00	0.00

Quantitation Report (QT Reviewed)

Data Path : C:\msdchem\1\data\altheam\ef8811\
Data File : f201311.d
Acq On : 20 Aug 2021 11:49 pm
Operator : chriss2
Sample : cc8748-50 Inst : GCMSF
Misc : op34584,ef8811,1000,,,1,1
ALS Vial : 3 Sample Multiplier: 1

Quant Method : C:\MSDCHEM\1\METHODS\MF8747.M
Quant Results File: MF8747.RES
Quant Time: Aug 23 02:51:34 2021
Quant Title : Semi Volatile Extractables by GC/MS
QLast Update : Mon Aug 23 02:48:49 2021
Response via : Initial Calibration

Compound	R.T.	QIon	Response	Conc	Units	Dev(Min)
Internal Standards						
1) 1,4-Dichlorobenzene-d4	4.619	152	293817	40.00	ppm	0.00
24) Naphthalene-d8	5.538	136	1127386	40.00	ppm	0.00
46) Acenaphthene-d10	6.938	164	661686	40.00	ppm	0.00
69) Phenanthrene-d10	8.797	188	1258173	40.00	ppm	0.00
83) Chrysene-d12	14.053	240	1206315	40.00	ppm	0.00
92) Perylene-d12	17.098	264	1215068	40.00	ppm	0.00
102) 1,4-Dichlorobenzene-d4b	4.619	152	293817	40.00	ppm	0.00
104) Phenanthrene-d10b	8.797	188	1258173	40.00	ppm	0.00
106) Naphthalene-d8b	5.538	136	1127386	40.00	ppm	0.00
108) Chrysene-d12d	14.053	240	1206315	40.00	ppm	0.00
System Monitoring Compounds						
5) 2-Fluorophenol	0.000	112	0	0.00	ppm	
Spiked Amount 50.000			Recovery =	0.00%		
8) Phenol-d5	0.000	99	0d	0.00	ppm	
Spiked Amount 50.000			Recovery =	0.00%		
25) Nitrobenzene-d5	0.000	82	0	0.00	ppm	
Spiked Amount 50.000			Recovery =	0.00%		
51) 2-Fluorobiphenyl	0.000	172	0	0.00	ppm	
Spiked Amount 50.000			Recovery =	0.00%		
73) 2,4,6-Tribromophenol	0.000	330	0	0.00	ppm	
Spiked Amount 50.000			Recovery =	0.00%		
86) Terphenyl-d14	0.000	244	0	0.00	ppm	
Spiked Amount 50.000			Recovery =	0.00%		
Target Compounds						Qvalue
103) Benzaldehyde	4.293	105	389190	51.21	ppm	98
105) Atrazine	8.412	200	342832	60.38	ppm	98
107) Caprolactam	5.837	55	165780	59.57	ppm	92

(#) = qualifier out of range (m) = manual integration (+) = signals summed

Quantitation Report (QT Reviewed)

Data Path : C:\msdchem\1\data\altheam\ef8811\
Data File : f201311.d
Acq On : 20 Aug 2021 11:49 pm
Operator : chriss2
Sample : cc8748-50 Inst : GCMSF
Misc : op34584,ef8811,1000,,,1,1
ALS Vial : 3 Sample Multiplier: 1

Quant Method : C:\MSDCHEM\1\METHODS\MF8747.M
Quant Results File: MF8747.RES
Quant Time: Aug 23 02:51:34 2021
Quant Title : Semi Volatile Extractables by GC/MS
QLast Update : Mon Aug 23 02:48:49 2021
Response via : Initial Calibration

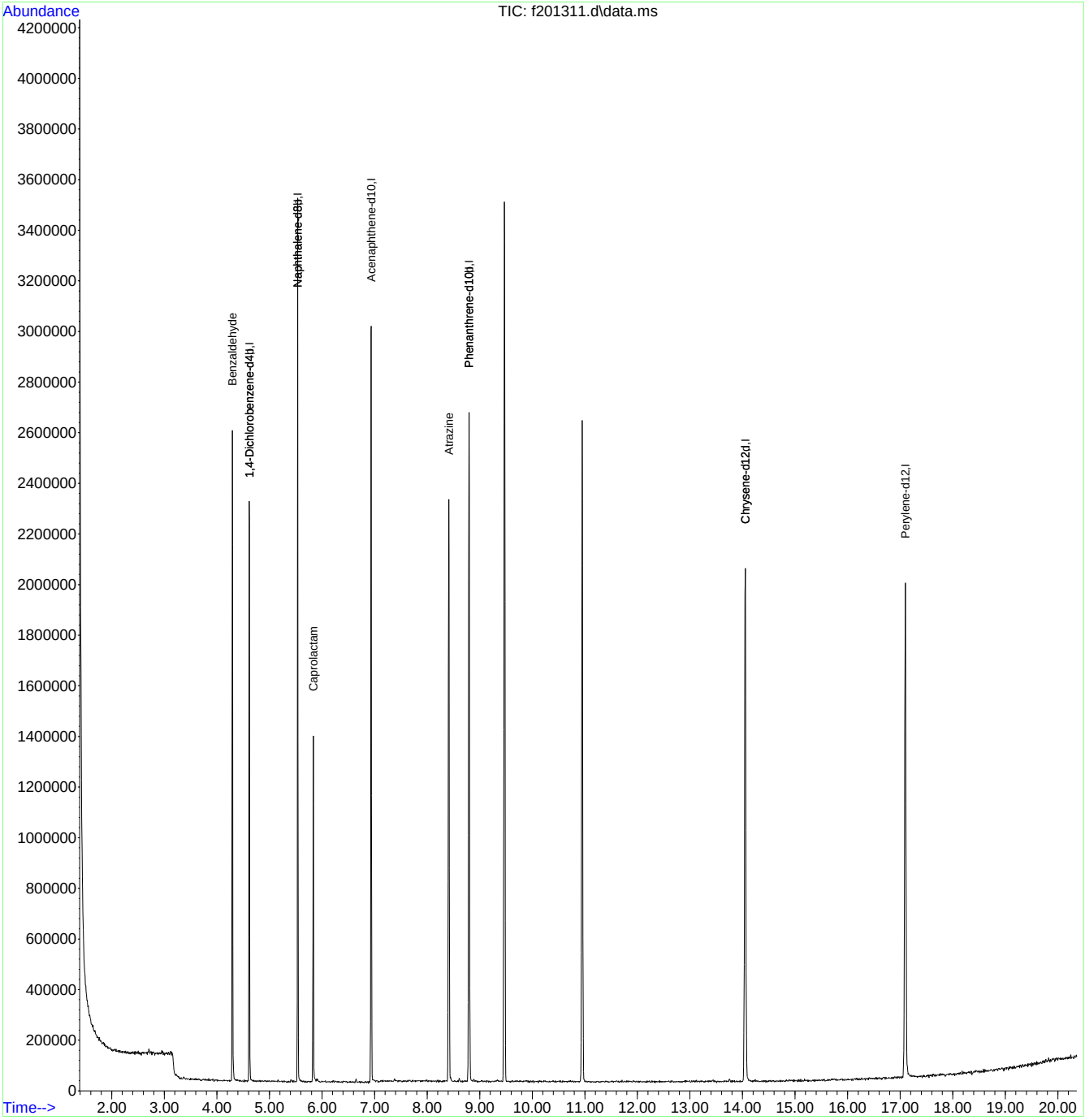

Quantitation Report (QT Reviewed)

Data Path : C:\MSDCHEM\1\DATA\EF8812\
Data File : F201338.D
Acq On : 23 Aug 2021 10:14 am
Operator : kristis
Sample : cc8747-25
Misc : op34584,ef8812,1000,,,1,1
ALS Vial : 2 Sample Multiplier: 1

Quant Time: Aug 23 15:15:28 2021
Quant Method : C:\MSDCHEM\1\METHODS\MF8747.M
Quant Title : Semi Volatile Extractables by GC/MS
QLast Update : Mon Aug 23 15:15:04 2021
Response via : Initial Calibration

Compound	R.T.	QIon	Response	Conc	Units		Dev(Min)
Internal Standards							
1) 1,4-Dichlorobenzene-d4	4.614	152	383870	40.00	ppm		0.00
24) Naphthalene-d8	5.538	136	1542716	40.00	ppm		0.00
46) Acenaphthene-d10	6.938	164	939798	40.00	ppm		0.00
69) Phenanthrene-d10	8.802	188	1789135	40.00	ppm		0.00
83) Chrysene-d12	14.070	240	1751830	40.00	ppm		0.00
92) Perylene-d12	17.110	264	1736313	40.00	ppm		0.00
102) 1,4-Dichlorobenzene-d4b	4.614	152	383870	40.00	ppm		0.00
104) Phenanthrene-d10b	8.802	188	1789135	40.00	ppm		0.00
106) Naphthalene-d8b	5.538	136	1542716	40.00	ppm		0.00
108) Chrysene-d12d	14.070	240	1751830	40.00	ppm		0.00
System Monitoring Compounds							
5) 2-Fluorophenol	3.636	112	284748	24.23	ppm		0.00
Spiked Amount 50.000			Recovery = 48.46%				
8) Phenol-d5	4.358	99	392480	24.64	ppm		0.00
Spiked Amount 50.000			Recovery = 49.28%				
25) Nitrobenzene-d5	5.020	82	368418	24.72	ppm		0.00
Spiked Amount 50.000			Recovery = 49.44%				
51) 2-Fluorobiphenyl	6.334	172	764721	24.46	ppm		0.00
Spiked Amount 50.000			Recovery = 48.92%				
73) 2,4,6-Tribromophenol	7.819	330	115501	24.53	ppm		0.00
Spiked Amount 50.000			Recovery = 49.06%				
86) Terphenyl-d14	11.858	244	1050901	25.15	ppm		0.00
Spiked Amount 50.000			Recovery = 50.30%				
Target Compounds							Qvalue
2) 1,4-Dioxane	2.146	88	114927	21.85	ppm		93
3) Pyridine	2.488	79	304107	22.62	ppm		99
4) N-Nitrosodimethylamine	2.445	42	157096	22.55	ppm		88
6) Indene	4.801	116	551584	25.48	ppm		99
7) Cumene	4.021	105	785979	25.04	ppm		97
9) Phenol	4.368	94	410196	25.44	ppm	#	19
10) Aniline	4.374	93	506088	25.15	ppm		91
11) bis(2-Chloroethyl)ether	4.422	93	294149	24.86	ppm		97
12) 2-Chlorophenol	4.464	128	317747	24.98	ppm		96
13) Decane	4.491	43	252027	23.03	ppm		96
14) 1,3-Dichlorobenzene	4.571	146	361181	24.59	ppm		99
15) 1,4-Dichlorobenzene	4.630	146	359350	24.04	ppm		95
17) 1,2-Dichlorobenzene	4.737	146	354470	25.54	ppm		97
18) Acetophenone	4.908	105	488163	26.07	ppm	#	63
19) 2-Methylphenol	4.806	108	319012	27.55	ppm		99
20) 2,2'-oxybis(1-Chloropr...	4.817	121	95042	27.58	ppm	#	73
21) 3&4-Methylphenol	4.919	108	706739	55.18	ppm		95
22) n-Nitroso-di-n-propyla...	4.908	70	256504	27.44	ppm		97
23) Hexachloroethane	4.983	201	137711	25.69	ppm		97
26) Nitrobenzene	5.031	77	459840	29.71	ppm		97
27) Quinoline	5.795	129	653238	26.92	ppm		99
28) Isophorone	5.207	82	688928	25.91	ppm		96
29) 2-Nitrophenol	5.260	139	182022	26.57	ppm		89

Quantitation Report (QT Reviewed)

Data Path : C:\MSDCHEM\1\DATA\EF8812\
Data File : F201338.D
Acq On : 23 Aug 2021 10:14 am
Operator : kristis
Sample : cc8747-25
Misc : op34584,ef8812,1000,,,1,1
ALS Vial : 2 Sample Multiplier: 1

Quant Time: Aug 23 15:15:28 2021
Quant Method : C:\MSDCHEM\1\METHODS\MF8747.M
Quant Title : Semi Volatile Extractables by GC/MS
QLast Update : Mon Aug 23 15:15:04 2021
Response via : Initial Calibration

Compound	R.T.	QIon	Response	Conc	Units		Dev(Min)
30) 2,4-Dimethylphenol	5.298	107	372718	25.47	ppm		98
31) Benzoic acid	5.367	105	253485	25.56	ppm		95
32) bis(2-Chloroethoxy)met...	5.357	93	372774	24.75	ppm		99
33) 2,4-Dichlorophenol	5.442	162	283889	25.91	ppm		96
34) 2,6-Dichlorophenol	5.597	162	273796	25.03	ppm		96
35) 1,3,5-Trichlorobenzene	5.266	180	330319	25.15	ppm		96
36) 1,2,4-Trichlorobenzene	5.495	180	314998	24.87	ppm		99
37) 1,2,3-Trichlorobenzene	5.656	180	301942	25.82	ppm		96
38) Naphthalene	5.554	128	963704	24.79	ppm		98
39) 4-Chloroaniline	5.592	127	402570	25.29	ppm		96
40) 2,3-Dichloroaniline	6.265	161	359677	26.19	ppm		96
41) Hydroquinone	5.880	110	279158	24.22	ppm		94
42) Hexachlorobutadiene	5.634	225	201028	25.47	ppm		98
43) 4-Chloro-3-methylphenol	5.950	107	322400	27.48	ppm	#	33
44) 2-Methylnaphthalene	6.051	141	586885	26.13	ppm		96
45) 1-Methylnaphthalene	6.126	142	631290	26.18	ppm		99
47) Hexachlorocyclopentadiene	6.163	237	350917	42.59	ppm		98
48) 1,2,4,5-tetrachloroben...	6.174	216	336363	23.57	ppm		99
49) 2,4,6-Trichlorophenol	6.270	196	219491	23.35	ppm		99
50) 2,4,5-Trichlorophenol	6.302	196	244270	25.71	ppm		97
52) 2-Chloronaphthalene	6.436	162	653519	24.51	ppm		98
53) Biphenyl	6.414	154	835810	24.17	ppm		98
54) 2-Nitroaniline	6.521	65	209492	24.98	ppm		84
55) Dimethylphthalate	6.676	163	785273	26.09	ppm		98
56) Acenaphthylene	6.804	152	808213	25.24	ppm		100
57) 2,6-Dinitrotoluene	6.735	165	181132	30.43	ppm		87
58) 3-Nitroaniline	6.895	138	176903	26.40	ppm		94
59) Acenaphthene	6.970	153	646338	24.07	ppm		96
60) 2,4-Dinitrophenol	7.002	184	233258	49.54	ppm		95
61) 4-Nitrophenol	7.098	109	135632	25.56	ppm		89
62) Dibenzofuran	7.146	168	924335	24.53	ppm		99
63) 2,4-Dinitrotoluene	7.130	165	244412	28.26	ppm		97
64) 2,3,4,6-Tetrachlorophenol	7.280	232	190167	24.56	ppm		97
65) Diethylphthalate	7.397	149	803605	26.51	ppm		97
66) Fluorene	7.526	166	777845	25.30	ppm		100
67) 4-Chlorophenyl-phenyle...	7.531	204	390479	25.47	ppm		97
68) 4-Nitroaniline	7.552	138	188660	26.36	ppm		97
70) 4,6-Dinitro-2-methylph...	7.590	198	152353	26.01	ppm		90
71) n-Nitrosodiphenylamine	7.670	169	695336	24.86	ppm		97
72) 1,2-Diphenylhydrazine	7.723	77	786236	22.66	ppm		90
74) 4-Bromophenyl-phenylether	8.156	248	244403	25.87	ppm		96
75) Hexachlorobenzene	8.225	284	264480	25.43	ppm		97
76) Pentachlorophenol	8.519	266	339488	49.09	ppm		96
77) Phenanthrene	8.840	178	1129243	24.30	ppm		99
78) Anthracene	8.920	178	1163259	25.31	ppm		99
79) Carbazole	9.203	167	1048094	25.45	ppm		98
80) Di-n-butylphthalate	9.908	149	1390101	27.41	ppm		99
81) Fluoranthene	10.971	202	1310270	26.39	ppm		97
82) Octadecane	8.712	57	408411	24.36	ppm		97
84) Benzidine	11.335	184	647658	23.99	ppm		99

Quantitation Report (QT Reviewed)

Data Path : C:\MSDCHEM\1\DATA\EF8812\
Data File : F201338.D
Acq On : 23 Aug 2021 10:14 am
Operator : kristis
Sample : cc8747-25
Misc : op34584,ef8812,1000,,,1,1
ALS Vial : 2 Sample Multiplier: 1

Quant Time: Aug 23 15:15:28 2021
Quant Method : C:\MSDCHEM\1\METHODS\MF8747.M
Quant Title : Semi Volatile Extractables by GC/MS
QLast Update : Mon Aug 23 15:15:04 2021
Response via : Initial Calibration

	Compound	R.T.	QIon	Response	Conc	Units	Dev(Min)
85)	Pyrene	11.415	202	1325401	24.19	ppm	97
87)	Butylbenzylphthalate	13.044	149	613499	26.99	ppm	96
88)	Benzo[a]anthracene	14.048	228	1309992	25.78	ppm	98
89)	3,3'-Dichlorobenzidine	14.102	252	496537	27.32	ppm	98
90)	Chrysene	14.123	228	1252303	24.54	ppm	98
91)	bis(2-Ethylhexyl)phtha...	14.460	149	868555	26.16	ppm	95
93)	Di-n-octylphthalate	15.913	149	1503976	25.81	ppm	99
94)	Benzo[b]fluoranthene	16.362	252	1322834	25.99	ppm	99
95)	Benzo[k]fluoranthene	16.420	252	1229138	25.01	ppm	98
96)	Benzo[a]pyrene	16.992	252	1223403	26.91	ppm	96
97)	Indeno[1,2,3-cd]pyrene	19.049	276	1091531	27.05	ppm	96
98)	Dibenz(a,h)acridine	18.696	279	1026765	26.00	ppm	96
99)	Dibenz[a,h]anthracene	19.113	278	1189114	26.71	ppm	95
100)	7,12-Dimethylbenz(a)an...	16.372	256	573816	25.39	ppm	99
101)	Benzo[g,h,i]perylene	19.476	276	1219486	26.16	ppm	95

(#) = qualifier out of range (m) = manual integration (+) = signals summed

9.6.25

9

Quantitation Report (QT Reviewed)

Data Path : C:\MSDCHEM\1\DATA\EF8812\
Data File : F201338.D
Acq On : 23 Aug 2021 10:14 am
Operator : kristis
Sample : cc8747-25
Misc : op34584,ef8812,1000,,,1,1
ALS Vial : 2 Sample Multiplier: 1

Quant Time: Aug 23 15:15:28 2021
Quant Method : C:\MSDCHEM\1\METHODS\MF8747.M
Quant Title : Semi Volatile Extractables by GC/MS
QLast Update : Mon Aug 23 15:15:04 2021
Response via : Initial Calibration

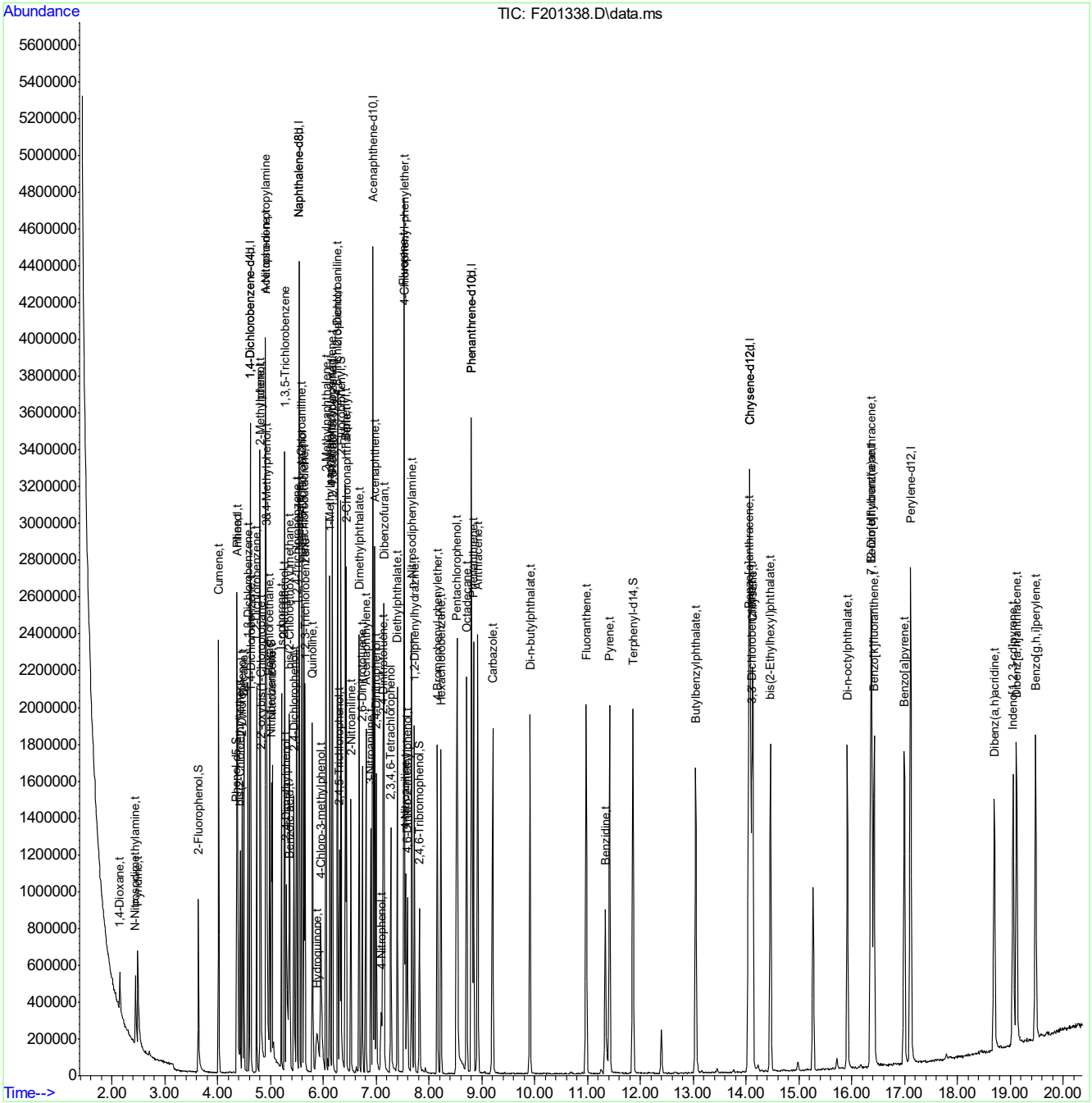

Quantitation Report (QT Reviewed)

Data Path : C:\MSDCHEM\1\DATA\EF8812\
Data File : F201339.D
Acq On : 23 Aug 2021 10:50 am
Operator : kristis
Sample : cc8748-25
Misc : op34584,ef8812,1000,,,1,1
ALS Vial : 3 Sample Multiplier: 1

Quant Time: Aug 23 15:13:25 2021
Quant Method : C:\MSDCHEM\1\METHODS\MF8747.M
Quant Title : Semi Volatile Extractables by GC/MS
QLast Update : Fri Aug 20 12:55:52 2021
Response via : Initial Calibration

Compound	R.T.	QIon	Response	Conc	Units	Dev(Min)
Internal Standards						
1) 1,4-Dichlorobenzene-d4	4.614	152	360385	40.00	ppm	-0.02
24) Naphthalene-d8	5.538	136	1410935	40.00	ppm	-0.01
46) Acenaphthene-d10	6.938	164	832792	40.00	ppm	-0.01
69) Phenanthrene-d10	8.807	188	1593701	40.00	ppm	-0.01
83) Chrysene-d12	14.070	240	1546766	40.00	ppm	-0.02
92) Perylene-d12	17.115	264	1554699	40.00	ppm	-0.02
102) 1,4-Dichlorobenzene-d4b	4.614	152	360385	40.00	ppm	-0.02
104) Phenanthrene-d10b	8.807	188	1593701	40.00	ppm	-0.01
106) Naphthalene-d8b	5.538	136	1410935	40.00	ppm	-0.01
108) Chrysene-d12d	14.070	240	1546766	40.00	ppm	-0.02
System Monitoring Compounds						
5) 2-Fluorophenol	0.000	112	0	0.00	ppm	
Spiked Amount 50.000			Recovery =	0.00%		
8) Phenol-d5	0.000	99	0	0.00	ppm	
Spiked Amount 50.000			Recovery =	0.00%		
25) Nitrobenzene-d5	0.000	82	0	0.00	ppm	
Spiked Amount 50.000			Recovery =	0.00%		
51) 2-Fluorobiphenyl	0.000	172	0	0.00	ppm	
Spiked Amount 50.000			Recovery =	0.00%		
73) 2,4,6-Tribromophenol	0.000	330	0	0.00	ppm	
Spiked Amount 50.000			Recovery =	0.00%		
86) Terphenyl-d14	0.000	244	0	0.00	ppm	
Spiked Amount 50.000			Recovery =	0.00%		
Target Compounds						Qvalue
103) Benzaldehyde	4.293	105	238204	25.56	ppm	94
105) Atrazine	8.418	200	226040	30.72	ppm	91
107) Caprolactam	5.827	55	107679	30.91	ppm	93

(#) = qualifier out of range (m) = manual integration (+) = signals summed

Quantitation Report (QT Reviewed)

Data Path : C:\MSDCHEM\1\DATA\EF8812\
Data File : F201339.D
Acq On : 23 Aug 2021 10:50 am
Operator : kristis
Sample : cc8748-25
Misc : op34584,ef8812,1000,,,1,1
ALS Vial : 3 Sample Multiplier: 1

Quant Time: Aug 23 15:13:25 2021
Quant Method : C:\MSDCHEM\1\METHODS\MF8747.M
Quant Title : Semi Volatile Extractables by GC/MS
QLast Update : Fri Aug 20 12:55:52 2021
Response via : Initial Calibration

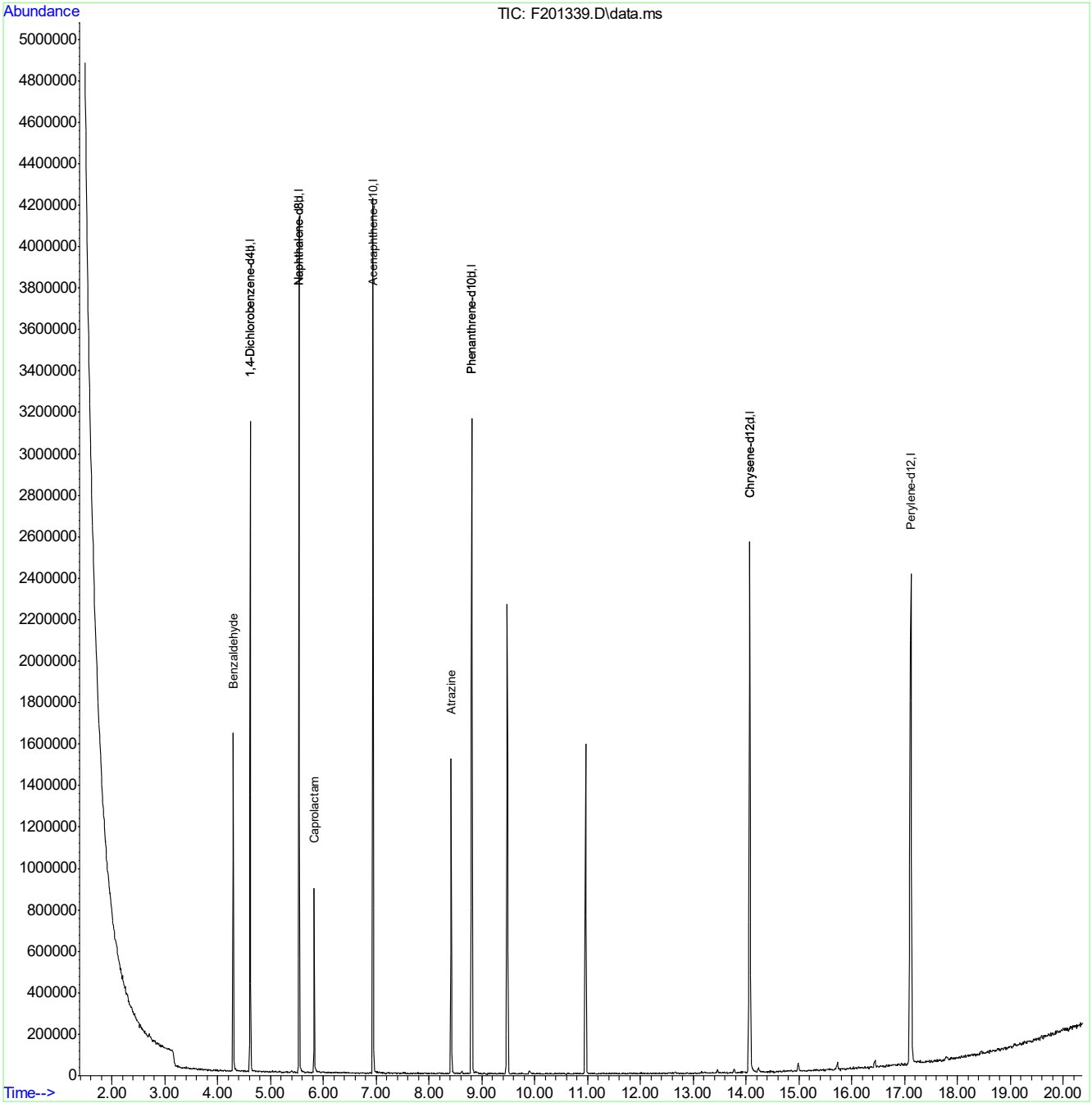

GCMS Semi Volatile Run Log SGS - Dayton Instrument ID: GCMSF

Standard / Reagent	Lot #	Concentration	Standard / Reagent	Lot #	Concentration
DFTPP	sv20-2751-117	50ppm	ISTD	CL16354	4000ppm
BNA	sv21-2811-25a	100ppm	DCM/fisher	213452	---
BNA	sv21-2811-25b	80ppm	BNA	sv21-2811-25h	1ppm
BNA	sv21-2811-25c	50ppm	SVOC1	sv21-2811-11	50ppm
BNA	sv21-2811-25d	25ppm	SVOC2	sv21-2811-12	50ppm
BNA	sv21-2811-25e	10ppm	SVOC4	sv21-2811-13	50ppm
BNA	sv21-2811-25f	5ppm	ABN Surr	op21-2630-66	50ppm
BNA	sv21-2811-25g	2ppm			

Run Batch:	EF8747	**ACQ. Method:**	MF8747	**Sequence Loaded By:**	chriss2
Date:	6/26/2021	**Reference Method:**	8270E/8270D/625	**Data Processed By:**	ying li
Column:	DB-UI 8270D 30mx0.25mmx0.25um	**Quant Methods:**	MF8747	**Approved By:**	ninap
Injection Volume:	1uL	**Initial Calib Date:**	6/26/2021	**Approved Date**	06/28/21

MP Missed Peak, **OP** Overlapping Peak **SP** Split Peak, **PDB** Poorly Defined Baselin **BR** Baseline Ripple **PII** Poor Instrument Integration

Data File		ALS	Sample ID	OP Batch ID	Test / Method	MTX	DF	Manually Integrated Peaks Rational Peak #	L+	Surr OK?	IS OK?	Run OK?	Comment
F	200123	1	DFTPP									N	51 low, drop flow
F	200124	1	DFTPP									N	51 low, up flow
F	200125	1	DFTPP									N	51 low, drop repeller
F	200126	1	DFTPP									N	51 low, drop repeller
F	200127	1	DFTPP									N	51 low, target tune
F	200128	1	DFTPP									ok	2:25 am
F	200129	2	IC8747-1		BNA			pII				ok	
F	200130	3	IC8747-2					pII				ok	

GCMS Semi Volatile Run Log

Data File		ALS	Sample ID	OP Batch ID	Test / Method	MTX	DF	Manually Integrated Peaks Rational Peak #	L+	Surr OK?	IS OK?	Run OK?	Comment
F	200131	4	IC8747-5									ok	
F	200132	5	IC8747-10									ok	
F	200133	6	IC8747-25									ok	
F	200134	7	ICC8747-50									ok	
F	200135	8	IC8747-80									ok	
F	200136	9	IC8747-100									ok	
F	200137	10	ICV8747-50		SVOC1							ok	
F	200138	11	ICV8747-50		SVOC2							ok	
F	200139	12	ICV8747-50		SVOC4							ok	
F	200140	13	ICV8747-50		ABN Surr							ng	not for dod 7:27am

GCMS Semi Volatile Run Log — SGS - Dayton — Instrument ID: GCMSF

Standard / Reagent	Lot #	Concentration	Standard / Reagent	Lot #	Concentration
DFTPP	sv20-2751-117	50ppm	ISTD	CL16354	4000ppm
TCL42	sv21-2811-10a	100ppm	DCM/fisher	213452	---
TCL42	sv21-2811-10b	80ppm	TCL42	sv21-2811-10h	1ppm
TCL42	sv21-2811-10c	50ppm	SVOC3	sv21-2811-14	50ppm
TCL42	sv21-2811-10d	25ppm	ABN SURR	OP21-2630-66	50 PPM
TCL42	sv21-2811-10e	10ppm	SVOC#1	SV20-2751-106	50
TCL42	sv21-2811-10f	5ppm	SVOC#3	SV21-2811-14	50
TCL42	sv21-2811-10g	2ppm			

Run Batch:	EF8748	**ACQ. Method:**	MF8747	**Sequence Loaded By:**	chriss2
Date:	6/26/2021	**Reference Method:**	8270E/8270D/625	**Data Processed By:**	ying li
Column:	DB-UI 8270D 30mx0.25mmx0.25um	**Quant Methods:**	MF8747	**Approved By:**	ninap
Injection Volume:	1uL	**Initial Calib Date:**	6/26/2021	**Approved Date**	06/28/21

MP Missed Peak, **OP** Overlapping Peak **SP** Split Peak, **PDB** Poorly Defined Baselin **BR** Baseline Ripple **PII** Poor Instrument Integration

Data File		ALS	Sample ID	OP Batch ID	Test / Method	MTX	DF	Manually Integrated Peaks Rational Peak #	L+	Surr OK?	IS OK?	Run OK?	Comment
F	200141	1	DFTPP									ok	7:50am
F	200142	14	IC8748-100		TCL42							ok	
F	200143	15	IC8748-80									ok	
F	200144	16	ICC8748-50									ok	
F	200145	17	IC8748-25									ok	
F	200146	18	IC8748-10									ok	
F	200147	19	IC8748-5									ok	
F	200148	20	IC8748-2									ok	

GCMS Semi Volatile Run Log

Data File		ALS	Sample ID	OP Batch ID	Test / Method	MTX	DF	Manually Integrated Peaks Rational Peak #	L+	Surr OK?	IS OK?	Run OK?	Comment
F	200149	21	IC8748-1									ok	
F	200150	22	ICV8748-50		SVOC3							ok	not good for dod
F	200151	23	ICV8748-50		ABN SURR							ok	
F	200152	24	ICV8748-50		SVOA#1							ok	
F	200153	25	ICV8747-50		SVOC3							ok	12:46pm

GCMS Semi Volatile Run Log — SGS - Dayton — Instrument ID: GCMSF

Standard / Reagent	Lot #	Concentration	Standard / Reagent	Lot #	Concentration
DFTPP	sv21-2811-20	50ppm	ISTD	CL16354	4000ppm
BNA	sv21-2811-25c	50ppm	DCM/fisher	213452	---
tcl42	sv21-2811-10c	50ppm			

Run Batch:	EF8811	**ACQ. Method:**	MF8747	**Sequence Loaded By:**	chriss2
Date:	8/20/2021	**Reference Method:**	8270E	**Data Processed By:**	altheam
Column:	DB-UI 8270D 30mx0.25mmx0.25um	**Quant Methods:**	MF8747	**Approved By:**	ninap
Injection Volume:	1uL	**Initial Calib Date:**	6/26/2021	**Approved Date**	08/23/21

MP Missed Peak, **OP** Overlapping Peak **SP** Split Peak, **PDB** Poorly Defined Baselin **BR** Baseline Ripple **PII** Poor Instrument Integration

Data File		ALS	Sample ID	OP Batch ID	Test / Method	MTX	DF	Manually Integrated Peaks Rational Peak #	L+	Surr OK?	IS OK?	Run OK?	Comment
F	201308	1	DFTPP									N	plunger error, rerun
F	201309	1	DFTPP									OK	11:08 pm
F	201310	2	CC8747-50									OK	
F	201311	3	CC8748-50									OK	
F	201312	4	OP34963-MB1	OP34963	AB8270TCL20+	SO			X	Y	Y	OK	
F	201313	5	OP34963-BS1	OP34963	AB8270TCL20+	SO			X	Y	Y	OK	
F	201314	6	ABN SURR									OK	op212630-97
F	201315	7	JD30019-1	OP34963	AB8270TCL20+	SO			X	Y	Y	OK	

GCMS Semi Volatile Run Log

Data File		ALS	Sample ID	OP Batch ID	Test / Method	MTX	DF	Manually Integrated Peaks Rational Peak #	L+	Surr OK?	IS OK?	Run OK?	Comment
F	201316	8	JD30019-4	OP34963	AB8270TCL20+	SO			X	Y	Y	OK	
F	201317	9	JD30019-5	OP34963	AB8270TCL20+	SO			X	Y	Y	OK	
F	201318	10	JD30019-6	OP34963	AB8270TCL20+	SO			X	Y	Y	OK	
F	201319	11	JD29998-10	OP34963	B8270PAH	SO				Y	Y	OK	
F	201320	12	JD29998-1	OP34963	B8270PAH	SO				Y	Y	OK	
F	201321	13	JD29998-3	OP34963	B8270PAH	SO				Y	Y	OK	
F	201322	14	JD29998-7	OP34963	B8270PAH	SO				Y	Y	OK	
F	201323	15	JD29998-9	OP34963	B8270PAH	SO				Y	Y	OK	
F	201324	16	JD29998-8	OP34963	B8270PAH	SO				Y	Y	OK	
F	201325	17	JD29998-5	OP34963	B8270PAH	SO				Y	Y	OK	
F	201326	18	JD29998-6	OP34963	B8270PAH	SO				Y	Y	OK	
F	201327	19	JD29998-4	OP34963	B8270PAH	SO				Y	Y	OK	
F	201328	20	JD29998-12	OP34963	B8270PAH	SO				Y	Y	OK	
F	201329	21	JD29998-13	OP34963	B8270PAH	SO				Y	Y	OK	
F	201330	22	JD30019-3	OP34963	AB8270TCL20+	SO			X	Y	Y	OK	
F	201331	23	OP34963-MS	OP34963	AB8270TCL20+	SO			X	L	Y	OK	corr surr out
F	201332	24	OP34963-MSD	OP34963	AB8270TCL20+	SO			X	L	Y	OK	corr surr out
F	201333	25	JD29998-2	OP34963	B8270PAH	SO				Y	Y	OK	
F	201334	26	JD29998-11	OP34963	B8270PAH	SO				Y	Y	OK	10:57 am

GCMS Semi Volatile Run Log

Data File		ALS	Sample ID	OP Batch ID	Test / Method	MTX	DF	Manually Integrated Peaks Rational Peak #	L+	Surr OK?	IS OK?	Run OK?	Comment
F	201335	27	JD29998-14	OP34963	B8270PAH	SO	2			Y	Y	OK	diluted for visc. RR OUT OF CLOCK
F	201336	28	JD30019-2	OP34963	AB8270TCL20+	SO	2		X	Y	Y	OK	diluted for visc. RR OUT OF CLOCK 11:52

GCMS Semi Volatile Run Log — SGS - Dayton — Instrument ID: GCMSF

Standard / Reagent	Lot #	Concentration	Standard / Reagent	Lot #	Concentration
DFTPP	sv21-2811-20	50ppm	ISTD	CL16354	4000ppm
BNA	sv21-2811-25d	25ppm	DCM/fisher	213452	---
tcl42	sv21-2811-10d	25ppm			

Run Batch:	EF8812	**ACQ. Method:**	mf8747	**Sequence Loaded By:**	kristis
Date:	8/23/2021	**Reference Method:**	8270e	**Data Processed By:**	ying li/altheam
Column:	DB-UI 8270D 30mx0.25mmx0.25um	**Quant Methods:**	MF8747	**Approved By:**	
Injection Volume:	1uL	**Initial Calib Date:**	6/26/2021	**Approved Date**	

MP Missed Peak, **OP** Overlapping Peak **SP** Split Peak, **PDB** Poorly Defined Baselin **BR** Baseline Ripple **PII** Poor Instrument Integration

Data File		ALS	Sample ID	OP Batch ID	Test / Method	MTX	DF	Manually Integrated Peaks Rational Peak #	L+	Surr OK?	IS OK?	Run OK?	Comment
F	201337	1	DFTPP									ok	
F	201338	2	CC8747-25									ok	
F	201339	3	CC8748-25									ok	
F	201340	4	OP34971-MB1	OP34971	AB8270MCP	SO						ok	
F	201341	5	OP34971-BS1	OP34971	AB8270MCP	SO						ok	
F	201342	6	OP34971-BSD	OP34971	AB8270MCP	SO						ok	
F	201343	7	JD29908-1	OP34971	AB8270TCL20+	SO			X	y	y	ok	
F	201344a	8	JD30039-1	OP34971	AB8270TCL20+	SO		pii	X	y	y	ok	instrument software shut down- restarted as A data file

GCMS Semi Volatile Run Log

Data File		ALS	Sample ID	OP Batch ID	Test / Method	MTX	DF	Manually Integrated Peaks Rational Peak #	L+	Surr OK?	IS OK?	Run OK?	Comment
F	201345	9	JD29998-14	OP34963	B8270PAH	SO	2			y	y	ok	diluted due to viscosity
F	201346	10	JD30019-2	OP34963	AB8270TCL20+	SO	2		X	y	y	ng	rr c/o, diluted due to viscosity
F	201347	11	OP34971-MS	OP34971	AB8270MCP	SO				y	y	ok	
F	201348	12	OP34971-MSD	OP34971	AB8270MCP	SO				y	y	ok	
F	201349	13	JD30032-2	OP34971	AB8270TCL20+	SO			X	Y	Y	OK	
F	201350	14	JD30032-3	OP34971	AB8270TCL20+	SO			X	Y	Y	OK	
F	201351	15	JD30032-4	OP34971	AB8270TCL20+	SO			X	Y	Y	OK	
F	201352	16	JD30032-5	OP34971	AB8270TCL20+	SO			X	Y	Y	OK	
F	201353	17	JD30032-6	OP34971	AB8270TCL20+	SO			X	Y	Y	OK	
F	201354	18	JD30032-7	OP34971	AB8270TCL20+	SO			X	Y	Y	OK	
F	201355	19	JD30032-8	OP34971	AB8270TCL20+	SO			X	Y	Y	OK	
F	201356	20	JD30040-21	OP34971	B8270PAH	SO				Y	Y	OK	
F	201357	21	JD30057-17	OP34971	AB8270MCP	SO				Y	Y	OK	
F	201358	22	JD30057-15	OP34971	AB8270MCP	SO				Y	Y	OK	
F	201359	23	JD30206-1	OP34971	B8270SL	SO				Y	Y	OK	
F	201360	24	JD30206-2	OP34971	B8270SL	SO				Y	Y	OK	rr out of clock
F	201361	25	JD30057-16	OP34971	AB8270MCP	SO				Y	Y	OK	rr out of clock
F	201362	26	JD30057-18	OP34971	AB8270MCP	SO				Y	Y	OK	23:20 rr out of clock
F	201363	10	JD30019-2	OP34963	AB8270TCL20+	SO	2		X	y	y	ok	diluted due to viscosity, run after f201348

LOGBOOK ID:

ABN Extraction Log - Solids

Date started: 8.20.2021 Time started: 10:45
Date finished: 8/20/21 Time finished: 16:19

Extract Method (CHECK OFF "✓" /DO NOT CIRCLE):
Microwave SW3546 ✓ Sonication SW3550C ____
Waste Dil SW3580A ____ Soxhlet SW3540C ____

BATCH # MS OP 34963	RACK# R46
Weighed by:	SO
Extracted by:	CC, SO
Concentrated by:	WC, SO
Final Vol. Top-up:	WC
Vialed by:	WC
Supervisor Review:	TG 8/20/21

Equipment/ Range	ID	Observed Temp (°C)	Correction Factor (°C)	Corrected Temp (°C)	Pressure/ Flowrate
Buchi (63-71°C)					
Buchi Chiller					
Waterbath (70-80°C)	10,11	75/76	-	-	05
Waterbath Chiller (GPM)	13,14	5.4	-	-	0.8
NEVAP (32-38°C, LPM)	2	35.0	-	-	1.0
Balance	B37	N/A	N/A	N/A	N/A

SURROGATE	LOT #	CONC (ppm)	AMT (mL)
ABN	212630-90	50	1.0
ABN DOD SIM			

WITNESS SIGN: KM SPIKE SIGN: CC

MATRIX SPIKE	LOT #	CONC (ppm)	AMT (mL)
Acid			Acid:
Acid (for SIM)			ASDM:
Base #1 Mix1	212630-95	50/100	1.0
Base #2 Mix2	212630-96	50	1.0
Aniline			
BSDM			

WITNESS SIGN: KM SPIKE SIGN: CC

SOLVENT	LOT #	BRAND	AMT (mL)
1:1 METH CHLOR/ ACETONE	210265 210382	Fisher	30.0
METH CHLOR			

REAGENT	LOT #	BAKE BATCH #	BRAND
HYDROMATRIX	6487643	5/9/21	Agilent
SODIUM SULFATE	201575	3/3/21	Fisher
FILTER PAPER	7180890	-	Fisher

MATRIX	LOT #	BAKE BATCH #	BRAND
SAND	96J1801101A	4-18-(1)2	Fisher

Special Client Spike Instructions

QC ID# for Special Spike	Amt to Spike	Spike ID	Lot #	Conc.	Amt. Spiked

WITNESS SIGN: SPIKE SIGN:
Manager/Supervisor/Team Lead Approval:

SPECIAL PROCESSING INSTRUCTIONS

Rx Reason:

Spiking:

Weights/Volumes:

Required MS/MSD:

Final Volume:

Other: HT: 8/30@9:10 Due: 8/23

SGS
Form: OP019A-10
Rev Date: 8/2/17

13

#	Sample #	Analysis Type	Surrogate Spiked	Sample Description	Sample Wet Wt (g) Oil (g) Liq (mL)	Decant Y	Decant N	Microwave ID Sonicator ID	Final Extract Color	Final Extract Vol(mL)	GPC Cleanup	Comments
	MB1	ABN		SAND	30.0			12	clear	1.0		
	BS1			SAND	30.0			12	Yellow	1.0		
	JD29998-2 MS		1	GRAVEL	30.23		✓	12	Yellow	1.0		
	MSD		1	GRAVEL	30.27		✓	12	Yellow	1.0		
	BSD			SAND	30.0			12	Yellow	1.0		
	MS											
	MSD											
	BS											
	MS											
	MSD											
1	JD29998-1	ABN	1	GRAVEL	30.94		✓	12	Yellow	1.0		
2	-2		1	GRAVEL	30.36		✓	12	Yellow	1.0		
3	-3		1	GRAVEL	31.14		✓	12	Yellow	1.0		
4	-4		1	GRAVEL	30.70		✓	12	Yellow	1.0		
5	-5		1	GRAVEL	30.28		✓	12	Yellow	1.0		
6	-6		1	GRAVEL	30.28		✓	12	Yellow	1.0		
7	-7		1	GRAVEL	30.48		✓	12	Yellow	1.0		
8	-8		1	GRAVEL	30.55		✓	12	Yellow	1.0		
9	-9		1	GRAVEL	30.80		✓	12	Yellow	1.0		
10	-10		1	GRAVEL	30.35		✓	12	clear	1.0		
11	-11		1	GRAVEL	30.58		✓	12	Yellow			
12	-12		1	GRAVEL	30.92		✓	12	Yellow	1.0		
13	-13		1	GRAVEL	31.38		✓	12	Yellow	1.0		
14	-14		1	GRAVEL	30.29		✓	12	Yellow	1.0		
15	JD29989-1 (MS)		2	CLAY	30.39		✓	12	Yellow	1.0		JD30019-1
16	-2		2	SOIL	31.02		✓	12	Brown	1.0		-2
17	-3		2	CLAY	31.34		✓	12	Brown	1.0		-3
18	-4		2	SOIL	30.50		✓	12	Yellow	1.0		-4
19	-5		2	SOIL	30.20		✓	12	Yellow	1.0		-5
20	JD30019-6		2	SOIL	30.45		✓	12	Yellow	1.0		-6

Comments: QC Samples (MS, MSD, LINK and/or DUP, Link) Confirmed by:

GC/LC Semi-volatiles

QC Data Summaries

Includes the following where applicable:

- Method Blank Summaries
- Blank Spike Summaries
- Matrix Spike and Duplicate Summaries
- Internal Standard Area Summaries
- DDT/Endrin Breakdown Checks
- GC Identification Summaries (Hits)
- Surrogate Recovery Summaries
- GC Surrogate Retention Time Summaries
- Initial and Continuing Calibration Summaries
- Run Sequence Reports

Method Blank Summary

Job Number: JD30019
Account: SESINJPB SESI Consulting Engineers
Project: Ossining Investigation, 136-140 Croton Avnue, Ossining, NY

Sample	File ID	DF	Analyzed	By	Prep Date	Prep Batch	Analytical Batch
OP34973-MB1	6G79058.D	1	08/22/21	CP	08/20/21	OP34973	G6G2775

The QC reported here applies to the following samples: **Method:** SW846 8081B

JD30019-1, JD30019-2, JD30019-3, JD30019-4, JD30019-5, JD30019-6

CAS No.	Compound	Result	RL	MDL	Units	Q
309-00-2	Aldrin	ND	0.67	0.55	ug/kg	
319-84-6	alpha-BHC	ND	0.67	0.54	ug/kg	
319-85-7	beta-BHC	ND	0.67	0.60	ug/kg	
319-86-8	delta-BHC	ND	0.67	0.64	ug/kg	
58-89-9	gamma-BHC (Lindane)	ND	0.67	0.49	ug/kg	
5103-71-9	alpha-Chlordane	ND	0.67	0.54	ug/kg	
5103-74-2	gamma-Chlordane	ND	0.67	0.30	ug/kg	
60-57-1	Dieldrin	ND	0.67	0.46	ug/kg	
72-54-8	4,4'-DDD	ND	0.67	0.61	ug/kg	
72-55-9	4,4'-DDE	ND	0.67	0.58	ug/kg	
50-29-3	4,4'-DDT	ND	0.67	0.59	ug/kg	
72-20-8	Endrin	ND	0.67	0.52	ug/kg	
1031-07-8	Endosulfan sulfate	ND	0.67	0.52	ug/kg	
7421-93-4	Endrin aldehyde	ND	0.67	0.38	ug/kg	
959-98-8	Endosulfan-I	ND	0.67	0.38	ug/kg	
33213-65-9	Endosulfan-II	ND	0.67	0.42	ug/kg	
76-44-8	Heptachlor	ND	0.67	0.57	ug/kg	
1024-57-3	Heptachlor epoxide	ND	0.67	0.47	ug/kg	
72-43-5	Methoxychlor	ND	1.3	0.53	ug/kg	
53494-70-5	Endrin ketone	ND	0.67	0.48	ug/kg	
8001-35-2	Toxaphene	ND	17	16	ug/kg	

CAS No.	Surrogate Recoveries		Limits
877-09-8	Tetrachloro-m-xylene	86%	27-138%
877-09-8	Tetrachloro-m-xylene	81%	27-138%
2051-24-3	Decachlorobiphenyl	85%	10-179%
2051-24-3	Decachlorobiphenyl	89%	10-179%

Method Blank Summary

Job Number: JD30019
Account: SESINJPB SESI Consulting Engineers
Project: Ossining Investigation, 136-140 Croton Avnue, Ossining, NY

Sample	File ID	DF	Analyzed	By	Prep Date	Prep Batch	Analytical Batch
OP34973-MB1	8G40146.D	1	08/23/21	CP	08/20/21	OP34973	G8G1696

The QC reported here applies to the following samples: **Method:** SW846 8081B

JD30019-1, JD30019-2, JD30019-3, JD30019-4, JD30019-5, JD30019-6

CAS No.	Compound	Result	RL	MDL	Units	Q
309-00-2	Aldrin	ND	0.67	0.55	ug/kg	
319-84-6	alpha-BHC	ND	0.67	0.54	ug/kg	
319-85-7	beta-BHC	ND	0.67	0.60	ug/kg	
319-86-8	delta-BHC	ND	0.67	0.64	ug/kg	
58-89-9	gamma-BHC (Lindane)	ND	0.67	0.49	ug/kg	
5103-71-9	alpha-Chlordane	ND	0.67	0.54	ug/kg	
5103-74-2	gamma-Chlordane	ND	0.67	0.30	ug/kg	
60-57-1	Dieldrin	ND	0.67	0.46	ug/kg	
72-54-8	4,4'-DDD	ND	0.67	0.61	ug/kg	
72-55-9	4,4'-DDE	ND	0.67	0.58	ug/kg	
50-29-3	4,4'-DDT	ND	0.67	0.59	ug/kg	
72-20-8	Endrin	ND	0.67	0.52	ug/kg	
1031-07-8	Endosulfan sulfate	ND	0.67	0.52	ug/kg	
7421-93-4	Endrin aldehyde	ND	0.67	0.38	ug/kg	
959-98-8	Endosulfan-I	ND	0.67	0.38	ug/kg	
33213-65-9	Endosulfan-II	ND	0.67	0.42	ug/kg	
76-44-8	Heptachlor	ND	0.67	0.57	ug/kg	
1024-57-3	Heptachlor epoxide	ND	0.67	0.47	ug/kg	
72-43-5	Methoxychlor	ND	1.3	0.53	ug/kg	
53494-70-5	Endrin ketone	ND	0.67	0.48	ug/kg	
8001-35-2	Toxaphene	ND	17	16	ug/kg	

CAS No.	Surrogate Recoveries		Limits
877-09-8	Tetrachloro-m-xylene	81%	27-138%
877-09-8	Tetrachloro-m-xylene	84%	27-138%
2051-24-3	Decachlorobiphenyl	88%	10-179%
2051-24-3	Decachlorobiphenyl	104%	10-179%

Method Blank Summary

Job Number: JD30019
Account: SESINJPB SESI Consulting Engineers
Project: Ossining Investigation, 136-140 Croton Avnue, Ossining, NY

Sample	File ID	DF	Analyzed	By	Prep Date	Prep Batch	Analytical Batch
OP34974-MB1	RK2912.D	1	08/20/21	RK	08/20/21	OP34974	GRK79

The QC reported here applies to the following samples: **Method:** SW846 8082A

JD30019-1, JD30019-2, JD30019-3, JD30019-4, JD30019-5, JD30019-6

CAS No.	Compound	Result	RL	MDL	Units	Q
12674-11-2	Aroclor 1016	ND	33	16	ug/kg	
11104-28-2	Aroclor 1221	ND	33	21	ug/kg	
11141-16-5	Aroclor 1232	ND	33	21	ug/kg	
53469-21-9	Aroclor 1242	ND	33	14	ug/kg	
12672-29-6	Aroclor 1248	ND	33	30	ug/kg	
11097-69-1	Aroclor 1254	ND	33	18	ug/kg	
11096-82-5	Aroclor 1260	ND	33	14	ug/kg	
11100-14-4	Aroclor 1268	ND	33	14	ug/kg	
37324-23-5	Aroclor 1262	ND	33	22	ug/kg	

CAS No.	Surrogate Recoveries		Limits
877-09-8	Tetrachloro-m-xylene	88%	24-152%
877-09-8	Tetrachloro-m-xylene	105%	24-152%
2051-24-3	Decachlorobiphenyl	64%	10-172%
2051-24-3	Decachlorobiphenyl	78%	10-172%

Blank Spike Summary

Job Number: JD30019
Account: SESINJPB SESI Consulting Engineers
Project: Ossining Investigation, 136-140 Croton Avnue, Ossining, NY

Sample	File ID	DF	Analyzed	By	Prep Date	Prep Batch	Analytical Batch
OP34973-BS1	6G79059.D	1	08/22/21	CP	08/20/21	OP34973	G6G2775

The QC reported here applies to the following samples: **Method:** SW846 8081B

JD30019-1, JD30019-2, JD30019-3, JD30019-4, JD30019-5, JD30019-6

CAS No.	Compound	Spike ug/kg	BSP ug/kg	BSP %	Limits
309-00-2	Aldrin	16.7	15.2	91	40-150
319-84-6	alpha-BHC	16.7	15.4	92	37-150
319-85-7	beta-BHC	16.7	14.7	88	43-144
319-86-8	delta-BHC	16.7	15.5	93	15-142
58-89-9	gamma-BHC (Lindane)	16.7	15.0	90	39-148
5103-71-9	alpha-Chlordane	16.7	15.4	92	38-148
5103-74-2	gamma-Chlordane	16.7	15.0	90	37-151
60-57-1	Dieldrin	16.7	13.6	82	39-150
72-54-8	4,4'-DDD	16.7	15.0	90	36-144
72-55-9	4,4'-DDE	16.7	13.0	78	35-146
50-29-3	4,4'-DDT	16.7	14.6	88	36-152
72-20-8	Endrin	16.7	16.2	97	39-152
1031-07-8	Endosulfan sulfate	16.7	15.7	94	35-145
7421-93-4	Endrin aldehyde	16.7	12.9	77	34-143
959-98-8	Endosulfan-I	16.7	14.9	89	39-147
33213-65-9	Endosulfan-II	16.7	12.2	73	39-144
76-44-8	Heptachlor	16.7	16.0	96	40-149
1024-57-3	Heptachlor epoxide	16.7	14.7	88	39-149
72-43-5	Methoxychlor	16.7	17.4	104	35-145
53494-70-5	Endrin ketone	16.7	15.3	92	35-153

CAS No.	Surrogate Recoveries	BSP	Limits
877-09-8	Tetrachloro-m-xylene	103%	27-138%
877-09-8	Tetrachloro-m-xylene	91%	27-138%
2051-24-3	Decachlorobiphenyl	95%	10-179%
2051-24-3	Decachlorobiphenyl	99%	10-179%

* = Outside of Control Limits.

Blank Spike Summary

Job Number: JD30019
Account: SESINJPB SESI Consulting Engineers
Project: Ossining Investigation, 136-140 Croton Avnue, Ossining, NY

Sample	File ID	DF	Analyzed	By	Prep Date	Prep Batch	Analytical Batch
OP34974-BS1	RK2913.D	1	08/20/21	RK	08/20/21	OP34974	GRK79

The QC reported here applies to the following samples: **Method:** SW846 8082A

JD30019-1, JD30019-2, JD30019-3, JD30019-4, JD30019-5, JD30019-6

CAS No.	Compound	Spike ug/kg	BSP ug/kg	BSP %	Limits
12674-11-2	Aroclor 1016	133	151	113	39-169
11104-28-2	Aroclor 1221		ND		50-150
11141-16-5	Aroclor 1232		ND		50-150
53469-21-9	Aroclor 1242		ND		50-150
12672-29-6	Aroclor 1248		ND		50-150
11097-69-1	Aroclor 1254		ND		50-150
11096-82-5	Aroclor 1260	133	126	94 [a]	41-171
11100-14-4	Aroclor 1268		ND		50-150
37324-23-5	Aroclor 1262		ND		50-150

CAS No.	Surrogate Recoveries	BSP	Limits
877-09-8	Tetrachloro-m-xylene	100%	24-152%
877-09-8	Tetrachloro-m-xylene	119%	24-152%
2051-24-3	Decachlorobiphenyl	73%	10-172%
2051-24-3	Decachlorobiphenyl	88%	10-172%

(a) Reported from the 2nd signal. The %D of the CCV on the 1st signal exceeds the method criteria of 20%, so it being used for confirmation only.

* = Outside of Control Limits.

Matrix Spike/Matrix Spike Duplicate Summary

Job Number: JD30019
Account: SESINJPB SESI Consulting Engineers
Project: Ossining Investigation, 136-140 Croton Avnue, Ossining, NY

Sample	File ID	DF	Analyzed	By	Prep Date	Prep Batch	Analytical Batch
OP34973-MS	6G79061.D	1	08/23/21	CP	08/20/21	OP34973	G6G2775
OP34973-MSD	6G79062.D	1	08/23/21	CP	08/20/21	OP34973	G6G2775
JD30019-1	6G79060.D	1	08/23/21	CP	08/20/21	OP34973	G6G2775

The QC reported here applies to the following samples: **Method:** SW846 8081B

JD30019-1, JD30019-2, JD30019-3, JD30019-4, JD30019-5, JD30019-6

CAS No.	Compound	JD30019-1 ug/kg	Q	Spike ug/kg	MS ug/kg	MS %	Spike ug/kg	MSD ug/kg	MSD %	RPD	Limits Rec/RPD
309-00-2	Aldrin	ND		16.1	14.3	89	17.1	17.2	101	18	13-180/73
319-84-6	alpha-BHC	ND		16.1	13.6	84	17.1	16.3	96	18	16-173/64
319-85-7	beta-BHC	ND		16.1	16.7	103	17.1	17.1	100	2	10-186/86
319-86-8	delta-BHC	ND		16.1	14.1	87	17.1	17.2	101	20	10-161/78
58-89-9	gamma-BHC (Lindane)	ND		16.1	13.7	85	17.1	17.6	103	25	10-187/71
5103-71-9	alpha-Chlordane	ND		16.1	14.5	90	17.1	16.9	99	15	10-200/60
5103-74-2	gamma-Chlordane	ND		16.1	14.7	91	17.1	17.8	104	19	10-200/72
60-57-1	Dieldrin	ND		16.1	14.0	87	17.1	21.5	126	42	10-187/64
72-54-8	4,4'-DDD	ND		16.1	14.5	90	17.1	17.7	104	20	10-182/69
72-55-9	4,4'-DDE	ND		16.1	15.1	94	17.1	17.8	104	16	10-185/68
50-29-3	4,4'-DDT	ND		16.1	14.7	91	17.1	18.6	109	23	10-200/76
72-20-8	Endrin	ND		16.1	18.3	113	17.1	17.7	104	3	10-193/73
1031-07-8	Endosulfan sulfate	ND		16.1	14.7	91	17.1	17.4	102	17	10-156/63
7421-93-4	Endrin aldehyde	ND		16.1	14.4	89	17.1	17.0	100	17	10-200/82
959-98-8	Endosulfan-I	ND		16.1	14.6	90	17.1	17.5	103	18	10-197/65
33213-65-9	Endosulfan-II	ND		16.1	10.9	68	17.1	16.0	94	38	8-169/60
76-44-8	Heptachlor	ND		16.1	15.0	93	17.1	17.7	104	17	10-187/65
1024-57-3	Heptachlor epoxide	ND		16.1	13.0	81	17.1	16.3	96	23	10-198/65
72-43-5	Methoxychlor	ND		16.1	17.2	107	17.1	20.7	121	18	10-200/80
53494-70-5	Endrin ketone	ND		16.1	15.1	94	17.1	18.5	108	20	10-200/66
8001-35-2	Toxaphene	ND			ND			ND		nc	50-150/30

CAS No.	Surrogate Recoveries	MS	MSD	JD30019-1	Limits
877-09-8	Tetrachloro-m-xylene	90%	105%	107%	27-138%
877-09-8	Tetrachloro-m-xylene	89%	100%	98%	27-138%
2051-24-3	Decachlorobiphenyl	92%	103%	107%	10-179%
2051-24-3	Decachlorobiphenyl	98%	112%	109%	10-179%

* = Outside of Control Limits.

Matrix Spike/Matrix Spike Duplicate Summary

Job Number: JD30019
Account: SESINJPB SESI Consulting Engineers
Project: Ossining Investigation, 136-140 Croton Avnue, Ossining, NY

Sample	File ID	DF	Analyzed	By	Prep Date	Prep Batch	Analytical Batch
OP34974-MS	RK2916.D	1	08/20/21	RK	08/20/21	OP34974	GRK79
OP34974-MSD	RK2917.D	1	08/20/21	RK	08/20/21	OP34974	GRK79
JD30019-2	RK2915.D	1	08/20/21	RK	08/20/21	OP34974	GRK79

The QC reported here applies to the following samples: **Method:** SW846 8082A

JD30019-1, JD30019-2, JD30019-3, JD30019-4, JD30019-5, JD30019-6

CAS No.	Compound	JD30019-2 ug/kg	Q	Spike ug/kg	MS ug/kg	MS %	Spike ug/kg	MSD ug/kg	MSD %	RPD	Limits Rec/RPD
12674-11-2	Aroclor 1016	ND		131	131	100	135	131	97	0	14-200/59
11104-28-2	Aroclor 1221	ND			ND			ND		nc	50-150/30
11141-16-5	Aroclor 1232	ND			ND			ND		nc	50-150/30
53469-21-9	Aroclor 1242	ND			ND			ND		nc	50-150/11
12672-29-6	Aroclor 1248	ND			ND			ND		nc	50-150/25
11097-69-1	Aroclor 1254	ND			ND			ND		nc	50-150/37
11096-82-5	Aroclor 1260	ND		131	95.0	73	135	95.9	71	1	10-200/59
11100-14-4	Aroclor 1268	ND			ND			ND		nc	50-150/30
37324-23-5	Aroclor 1262	ND			ND			ND		nc	50-150/10

CAS No.	Surrogate Recoveries	MS	MSD	JD30019-2	Limits
877-09-8	Tetrachloro-m-xylene	95%	94%	112%	24-152%
877-09-8	Tetrachloro-m-xylene	115%	110%	141%	24-152%
2051-24-3	Decachlorobiphenyl	58%	56%	79%	10-172%
2051-24-3	Decachlorobiphenyl	87%	92%	102%	10-172%

* = Outside of Control Limits.

Internal Standard Area Summary

Job Number: JD30019
Account: SESINJPB SESI Consulting Engineers
Project: Ossining Investigation, 136-140 Croton Avnue, Ossining, NY

Check Std:	G6G2775-CC2739	**Injection Date:**	08/22/21
Lab File ID:	6G79056.D	**Injection Time:**	22:53
Instrument ID:	GC6G	**Method:**	SW846 8081B

	IS 1 AREA	RT	IS 2 AREA	RT
Check Std	439225851	2.18	724202969	1.83
Upper Limit [a]	878451702	2.68	1448405938	2.33
Lower Limit [b]	219612926	1.68	362101485	1.33

Lab Sample ID	IS 1 AREA	RT	IS 2 AREA	RT
OP34973-MB1	465118211	2.18	729448874	1.83
OP34973-BS1	452590215	2.18	705897572	1.83
JD30019-1	459034721	2.18	719961194	1.83
OP34973-MS	485709782	2.18	791773511	1.83
OP34973-MSD	483386392	2.18	781683968	1.83
JD30019-2	462392696	2.18	733253865	1.83
JD30019-3	464643386	2.18	827458479	1.83
JD30019-4	470839933	2.18	745150659	1.83
JD30019-5	455192632	2.18	736320416	1.83
JD30019-6	474418786	2.18	744288173	1.84
ZZZZZZ	464179094	2.18	751272511	1.84
ZZZZZZ	485582746	2.18	872062432	1.83
ZZZZZZ	482912900	2.18	766139735	1.83
ZZZZZZ	490342968	2.18	785477803	1.83
ZZZZZZ	466416430	2.18	745334186	1.84
ZZZZZZ	466831654	2.18	706359497	1.84

IS 1 = 1-Bromo-2-nitrobenzene (Signal #2)
IS 2 = 1-Bromo-2-nitrobenzene (Signal #1)

(a) Upper Limit = + 100% of check standard area; Retention time + 0.5 minutes.
(b) Lower Limit = -50% of check standard area; Retention time -0.5 minutes.

Internal Standard Area Summary

Job Number: JD30019
Account: SESINJPB SESI Consulting Engineers
Project: Ossining Investigation, 136-140 Croton Avnue, Ossining, NY

Check Std:	G8G1696-CC1645	**Injection Date:**	08/22/21
Lab File ID:	8G40138.D	**Injection Time:**	22:46
Instrument ID:	GC8G	**Method:**	SW846 8081B

	IS 1 AREA	IS 1 RT	IS 2 AREA	IS 2 RT
Check Std	491379644	2.04	137082392	1.57
Upper Limit [a]	982759288	2.54	274164784	2.07
Lower Limit [b]	245689822	1.54	68541196	1.07

Lab Sample ID	IS 1 AREA	IS 1 RT	IS 2 AREA	IS 2 RT
OP34989-MB1	467974052	2.04	124549251	1.59
OP34989-BS1	480877746	2.04	128900098	1.57
OP34989-BSD	456124620	2.04	104642898	1.57
ZZZZZZ	466621436	2.04	99890648	1.57
ZZZZZZ	476341039	2.04	95237695	1.57
ZZZZZZ	501904712	2.04	83533720	1.57
OP34973-MB1	517008156	2.04	141095842	1.57
ZZZZZZ	527443875	2.04	150892929	1.58
ZZZZZZ	511014568	2.04	138062545	1.57
ZZZZZZ	527726643	2.05	135385200	1.59
ZZZZZZ	507747944	2.04	151372858	1.58
ZZZZZZ	536246102	2.05	141356188	1.58
ZZZZZZ	526210209	2.04	154356517	1.58
ZZZZZZ	526121945	2.04	153607698	1.58
ZZZZZZ	514159393	2.04	148453668	1.58
ZZZZZZ	550105760	2.04	158928099	1.57
ZZZZZZ	583333725	2.04	129868291	1.59
ZZZZZZ	558234643	2.04	148945641	1.57

IS 1 = 1-Bromo-2-nitrobenzene (Signal #2)
IS 2 = 1-Bromo-2-nitrobenzene (Signal #1)

(a) Upper Limit = + 100% of check standard area; Retention time + 0.5 minutes.
(b) Lower Limit = -50% of check standard area; Retention time -0.5 minutes.

DDT/Endrin Breakdown Check

Job Number: JD30019
Account: SESINJPB SESI Consulting Engineers
Project: Ossining Investigation, 136-140 Croton Avnue, Ossining, NY

Sample: G6G2739-DDT
Lab File ID: 6G78514.D
Instrument ID: GC6G
Injection Date: 06/18/21
Injection Time: 03:27

Compound	Response Signal 1	Response Signal 2
4,4'-DDD	14125074	6213265
4,4'-DDE	18705711	10181979
4,4'-DDT	1195238245	620563455
DDT Breakdown [a]	2.7 %	2.6 %
Endrin aldehyde	0	0
Endrin ketone	6569129	4036389
Endrin	774861152	383466685
Endrin Breakdown [b]	0.8 %	1 %

(a) Calculated as: (DDD + DDE) / (DDD + DDE + DDT) x 100
(b) Calculated as: (Endrin Aldehyde + Endrin Ketone) / (Endrin Aldehyde + Endrin Ketone + Endrin) x 100

This check applies to the following Samples, MS, MSD, Blanks, and Standards:

Lab Sample ID	Lab File ID	Date Analyzed	Time Analyzed	Hours Lapsed	Client Sample ID
G6G2739-IC2739	6G78516A.D	06/18/21	04:31	01:04	Initial cal 1
G6G2739-IC2739	6G78517.D	06/18/21	04:49	01:22	Initial cal 2
G6G2739-IC2739	6G78518.D	06/18/21	05:07	01:41	Initial cal 5
G6G2739-IC2739	6G78519.D	06/18/21	05:26	01:59	Initial cal 10
G6G2739-ICC2739	6G78520.D	06/18/21	05:44	02:17	Initial cal 25
G6G2739-IC2739	6G78521.D	06/18/21	06:02	02:36	Initial cal 50
G6G2739-IC2739	6G78522.D	06/18/21	06:21	02:54	Initial cal 75
G6G2739-IC2739	6G78523.D	06/18/21	06:39	03:12	Initial cal 100
G6G2739-IC2739	6G78524.D	06/18/21	06:57	03:31	Initial cal 500
G6G2739-IC2739	6G78525.D	06/18/21	07:16	03:49	Initial cal 500
G6G2739-ICV2739	6G78526.D	06/18/21	07:34	04:07	Initial cal verification 25
G6G2739-ICV2739	6G78527.D	06/18/21	07:52	04:25	Initial cal verification 500
G6G2739-ICV2739	6G78528.D	06/18/21	08:10	04:44	Initial cal verification 500
G6G2739-ICV2739	6G78529.D	06/18/21	08:29	05:02	Initial cal verification 25
G6G2739-ICV2739	6G78530.D	06/18/21	08:47	05:20	Initial cal verification 25
G6G2740-CC2739	6G78531.D	06/18/21	09:05	05:39	Continuing cal 25
G6G2740-CC2739	6G78533.D	06/18/21	09:42	06:15	Continuing cal 50

DDT/Endrin Breakdown Check

Job Number: JD30019
Account: SESINJPB SESI Consulting Engineers
Project: Ossining Investigation, 136-140 Croton Avnue, Ossining, NY

Sample:	G6G2775-DDT	**Injection Date:**	08/22/21
Lab File ID:	6G79055.D	**Injection Time:**	22:34
Instrument ID:	GC6G		

Compound	Response Signal 1	Response Signal 2
4,4'-DDD	12952522	6901498
4,4'-DDE	17513238	10146360
4,4'-DDT	1544536645	818611289
DDT Breakdown [a]	1.9 %	2 %
Endrin aldehyde	0	0
Endrin ketone	5988266	3073728
Endrin	949432370	487022787
Endrin Breakdown [b]	0.6 %	0.6 %

(a) Calculated as: (DDD + DDE) / (DDD + DDE + DDT) x 100
(b) Calculated as: (Endrin Aldehyde + Endrin Ketone) / (Endrin Aldehyde + Endrin Ketone + Endrin) x 100

This check applies to the following Samples, MS, MSD, Blanks, and Standards:

Lab Sample ID	Lab File ID	Date Analyzed	Time Analyzed	Hours Lapsed	Client Sample ID
G6G2775-CC2739	6G79056.D	08/22/21	22:53	00:18	Continuing cal 25
OP34973-MB1	6G79058.D	08/22/21	23:29	00:54	Method Blank
OP34973-BS1	6G79059.D	08/22/21	23:47	01:13	Blank Spike
JD30019-1	6G79060.D	08/23/21	00:05	01:31	SB-11(4.5-5.0)
OP34973-MS	6G79061.D	08/23/21	00:23	01:49	Matrix Spike
OP34973-MSD	6G79062.D	08/23/21	00:41	02:07	Matrix Spike Duplicate
JD30019-2	6G79063.D	08/23/21	00:59	02:25	SB-12(1.0-1.5)
JD30019-3	6G79064.D	08/23/21	01:18	02:43	SB-14(9.5-10.0)
JD30019-4	6G79065.D	08/23/21	01:36	03:02	SB-15(2.5-3.5)
JD30019-5	6G79066.D	08/23/21	01:54	03:20	SB-16(4.5-5.0)
JD30019-6	6G79067.D	08/23/21	02:12	03:38	SB-17(6-6.5)
ZZZZZZ	6G79068.D	08/23/21	02:30	03:56	(unrelated sample)
ZZZZZZ	6G79069.D	08/23/21	02:48	04:13	(unrelated sample)
ZZZZZZ	6G79070.D	08/23/21	03:06	04:31	(unrelated sample)
ZZZZZZ	6G79071.D	08/23/21	03:24	04:50	(unrelated sample)
ZZZZZZ	6G79072.D	08/23/21	03:42	05:08	(unrelated sample)
ZZZZZZ	6G79073.D	08/23/21	04:50	06:16	(unrelated sample)

DDT/Endrin Breakdown Check

Job Number: JD30019
Account: SESINJPB SESI Consulting Engineers
Project: Ossining Investigation, 136-140 Croton Avnue, Ossining, NY

Sample:	G8G1645-DDT	**Injection Date:**	07/13/21
Lab File ID:	8G39311.D	**Injection Time:**	01:56
Instrument ID:	GC8G		

Compound	Response Signal 1	Response Signal 2
4,4'-DDD	2292447	8877380
4,4'-DDE	2123626	7239978
4,4'-DDT	274626741	1046167942
DDT Breakdown [a]	1.6 %	1.5 %
Endrin aldehyde	384550	2997646
Endrin ketone	1244474	16782839
Endrin	152475233	656426646
Endrin Breakdown [b]	1.1 %	2.9 %

(a) Calculated as: (DDD + DDE) / (DDD + DDE + DDT) x 100
(b) Calculated as: (Endrin Aldehyde + Endrin Ketone) / (Endrin Aldehyde + Endrin Ketone + Endrin) x 100

This check applies to the following Samples, MS, MSD, Blanks, and Standards:

Lab Sample ID	Lab File ID	Date Analyzed	Time Analyzed	Hours Lapsed	Client Sample ID
G8G1645-IC1645	8G39313.D	07/13/21	02:29	00:33	Initial cal 1
G8G1645-IC1645	8G39314.D	07/13/21	02:50	00:54	Initial cal 2
G8G1645-IC1645	8G39315.D	07/13/21	03:06	01:10	Initial cal 5
G8G1645-IC1645	8G39316.D	07/13/21	03:23	01:27	Initial cal 10
G8G1645-ICC1645	8G39317.D	07/13/21	03:42	01:46	Initial cal 25
G8G1645-IC1645	8G39318.D	07/13/21	04:02	02:06	Initial cal 50
G8G1645-IC1645	8G39319.D	07/13/21	04:19	02:23	Initial cal 75
G8G1645-IC1645	8G39320.D	07/13/21	04:35	02:39	Initial cal 100
G8G1645-IC1645	8G39321.D	07/13/21	04:51	02:55	Initial cal 500
G8G1645-IC1645	8G39322.D	07/13/21	05:08	03:12	Initial cal 500
G8G1645-ICV1645	8G39323.D	07/13/21	05:24	03:28	Initial cal verification 25
G8G1645-ICV1645	8G39324.D	07/13/21	05:40	03:44	Initial cal verification 500
G8G1645-ICV1645	8G39325.D	07/13/21	05:57	04:01	Initial cal verification 500
G8G1645-ICV1645	8G39326.D	07/13/21	06:13	04:17	Initial cal verification 25
G8G1645-ICV1645	8G39327.D	07/13/21	06:30	04:34	Initial cal verification 25

DDT/Endrin Breakdown Check

Job Number: JD30019
Account: SESINJPB SESI Consulting Engineers
Project: Ossining Investigation, 136-140 Croton Avnue, Ossining, NY

Sample:	G8G1696-DDT	**Injection Date:**	08/22/21
Lab File ID:	8G40137.D	**Injection Time:**	22:30
Instrument ID:	GC8G		

Compound	Response Signal 1	Response Signal 2
4,4'-DDD	2607531	11189395
4,4'-DDE	2211345	7795727
4,4'-DDT	223785181	754695073
DDT Breakdown [a]	2.1 %	2.5 %
Endrin aldehyde	0	0
Endrin ketone	951912	2384125
Endrin	135218899	523866727
Endrin Breakdown [b]	0.7 %	0.5 %

(a) Calculated as: (DDD + DDE) / (DDD + DDE + DDT) x 100
(b) Calculated as: (Endrin Aldehyde + Endrin Ketone) / (Endrin Aldehyde + Endrin Ketone + Endrin) x 100

This check applies to the following Samples, MS, MSD, Blanks, and Standards:

Lab Sample ID	Lab File ID	Date Analyzed	Time Analyzed	Hours Lapsed	Client Sample ID
G8G1696-CC1645	8G40138.D	08/22/21	22:46	00:16	Continuing cal 25
OP34989-MB1	8G40140.D	08/22/21	23:24	00:54	Method Blank
OP34989-BS1	8G40141.D	08/22/21	23:40	01:10	Blank Spike
OP34989-BSD	8G40142.D	08/22/21	23:57	01:27	Blank Spike Duplicate
ZZZZZZ	8G40143.D	08/23/21	00:13	01:43	(unrelated sample)
ZZZZZZ	8G40144.D	08/23/21	00:29	01:59	(unrelated sample)
ZZZZZZ	8G40145.D	08/23/21	00:46	02:16	(unrelated sample)
OP34973-MB1	8G40146.D	08/23/21	01:30	03:00	Method Blank
ZZZZZZ	8G40147.D	08/23/21	01:46	03:16	(unrelated sample)
ZZZZZZ	8G40148.D	08/23/21	02:03	03:33	(unrelated sample)
ZZZZZZ	8G40149.D	08/23/21	02:19	03:49	(unrelated sample)
ZZZZZZ	8G40150.D	08/23/21	02:35	04:05	(unrelated sample)
ZZZZZZ	8G40151.D	08/23/21	02:52	04:22	(unrelated sample)
ZZZZZZ	8G40152.D	08/23/21	03:08	04:38	(unrelated sample)
ZZZZZZ	8G40153.D	08/23/21	03:24	04:54	(unrelated sample)
ZZZZZZ	8G40154.D	08/23/21	03:41	05:11	(unrelated sample)
ZZZZZZ	8G40155.D	08/23/21	03:57	05:27	(unrelated sample)
ZZZZZZ	8G40156.D	08/23/21	04:27	05:57	(unrelated sample)
ZZZZZZ	8G40158.D	08/23/21	04:59	06:29	(unrelated sample)
G8G1696-CC1645	8G40159.D	08/23/21	05:16	06:46	Continuing cal 50

GC Identification Summary

Job Number: JD30019
Account: SESINJPB SESI Consulting Engineers
Project: Ossining Investigation, 136-140 Croton Avnue, Ossining, NY

Check Std:	G6G2775-CC2739	**Injection Date:**	08/22/21
Lab File ID:	6G79056.D	**Injection Time:**	22:53
Instrument ID:	GC6G	**Method:**	SW846 8081B

Sample ID:	OP34973-BS1	**Injection Date:**	08/22/21
Lab File ID:	6G79059.D	**Injection Time:**	23:47
Client ID:	Blank Spike		

Compound	Column	RT	StdRT	Conc	Q	Units	RPD Conc
Aldrin	1	3.97	3.97	15.6		ug/kg	2.6
Aldrin	2 [a]	5.17	5.17	15.2		ug/kg	
alpha-BHC	1 [a]	2.88	2.88	15.4		ug/kg	3.8
alpha-BHC	2	3.69	3.69	16.0		ug/kg	
beta-BHC	1	3.24	3.24	18.3		ug/kg	21.8
beta-BHC	2 [a]	4.21	4.21	14.7		ug/kg	
delta-BHC	1 [a]	3.42	3.42	15.5		ug/kg	3.8
delta-BHC	2	4.62	4.62	16.1		ug/kg	
gamma-BHC (Lindane)	1	3.17	3.17	15.3		ug/kg	2.0
gamma-BHC (Lindane)	2 [a]	4.13	4.13	15.0		ug/kg	
alpha-Chlordane	1	4.99	4.99	15.6		ug/kg	1.3
alpha-Chlordane	2 [a]	6.52	6.52	15.4		ug/kg	
gamma-Chlordane	1	4.82	4.82	18.0		ug/kg	18.2
gamma-Chlordane	2 [a]	6.29	6.30	15.0		ug/kg	
Dieldrin	1	5.47	5.48	15.1		ug/kg	10.5
Dieldrin	2 [a]	7.06	7.06	13.6		ug/kg	
4,4'-DDD	1	5.92	5.92	15.7		ug/kg	4.6
4,4'-DDD	2 [a]	7.75	7.75	15.0		ug/kg	
4,4'-DDE	1	5.10	5.10	15.9		ug/kg	20.1
4,4'-DDE	2 [a]	6.79	6.79	13.0		ug/kg	
4,4'-DDT	1 [a]	6.33	6.33	14.6		ug/kg	8.5
4,4'-DDT	2	8.28	8.28	15.9		ug/kg	
Endrin	1	5.79	5.79	16.3		ug/kg	0.6
Endrin	2 [a]	7.57	7.57	16.2		ug/kg	
Endosulfan sulfate	1 [a]	7.39	7.39	15.7		ug/kg	0.6
Endosulfan sulfate	2	8.97	8.97	15.8		ug/kg	
Endrin aldehyde	1	6.72	6.72	14.8		ug/kg	13.7
Endrin aldehyde	2 [a]	8.50	8.50	12.9		ug/kg	
Endosulfan-I	1	5.16	5.16	15.6		ug/kg	4.6
Endosulfan-I	2 [a]	6.62	6.62	14.9		ug/kg	
Endosulfan-II	1 [a]	6.11	6.10	12.2		ug/kg	27.0
Endosulfan-II	2	7.92	7.92	16.0		ug/kg	
Heptachlor	1	3.64	3.64	16.5		ug/kg	3.1
Heptachlor	2 [a]	4.72	4.72	16.0		ug/kg	
Heptachlor epoxide	1 [a]	4.66	4.66	14.7		ug/kg	5.9
Heptachlor epoxide	2	6.01	6.01	15.6		ug/kg	
Methoxychlor	1	7.11	7.11	19.3		ug/kg	10.4
Methoxychlor	2 [a]	9.53	9.53	17.4		ug/kg	
Endrin ketone	1	7.82	7.82	16.5		ug/kg	7.5
Endrin ketone	2 [a]	9.94	9.94	15.3		ug/kg	

(a) QC results reported from this column.

GC Identification Summary

Job Number: JD30019
Account: SESINJPB SESI Consulting Engineers
Project: Ossining Investigation, 136-140 Croton Avnue, Ossining, NY

Check Std:	G6G2775-CC2739	**Injection Date:**	08/22/21
Lab File ID:	6G79056.D	**Injection Time:**	22:53
Instrument ID:	GC6G	**Method:**	SW846 8081B

Sample ID:	OP34973-MS	**Injection Date:**	08/23/21
Lab File ID:	6G79061.D	**Injection Time:**	00:23
Client ID:	Matrix Spike		

Compound	Column	RT	StdRT	Conc	Q	Units	RPD Conc
Aldrin	1 [a]	3.97	3.97	14.3		ug/kg	4.1
Aldrin	2	5.17	5.17	14.9		ug/kg	
alpha-BHC	1 [a]	2.88	2.88	13.6		ug/kg	5.7
alpha-BHC	2	3.69	3.69	14.4		ug/kg	
beta-BHC	1 [a]	3.24	3.24	16.7		ug/kg	16.2
beta-BHC	2	4.21	4.21	14.2		ug/kg	
delta-BHC	1 [a]	3.42	3.42	14.1		ug/kg	8.8
delta-BHC	2	4.62	4.62	15.4		ug/kg	
gamma-BHC (Lindane)	1 [a]	3.17	3.17	13.7		ug/kg	4.3
gamma-BHC (Lindane)	2	4.13	4.13	14.3		ug/kg	
alpha-Chlordane	1 [a]	4.99	4.99	14.5		ug/kg	6.0
alpha-Chlordane	2	6.52	6.52	15.4		ug/kg	
gamma-Chlordane	1 [a]	4.82	4.82	14.7		ug/kg	2.0
gamma-Chlordane	2	6.29	6.30	15.0		ug/kg	
Dieldrin	1 [a]	5.47	5.48	14.0		ug/kg	2.9
Dieldrin	2	7.06	7.06	13.6		ug/kg	
4,4'-DDD	1 [a]	5.92	5.92	14.5		ug/kg	0.7
4,4'-DDD	2	7.74	7.75	14.6		ug/kg	
4,4'-DDE	1 [a]	5.10	5.10	15.1		ug/kg	14.2
4,4'-DDE	2	6.79	6.79	13.1		ug/kg	
4,4'-DDT	1 [a]	6.33	6.33	14.7		ug/kg	7.2
4,4'-DDT	2	8.28	8.28	15.8		ug/kg	
Endrin	1 [a]	5.79	5.79	18.3		ug/kg	13.4
Endrin	2	7.57	7.57	16.0		ug/kg	
Endosulfan sulfate	1 [a]	7.39	7.39	14.7		ug/kg	3.3
Endosulfan sulfate	2	8.97	8.97	15.2		ug/kg	
Endrin aldehyde	1 [a]	6.72	6.72	14.4		ug/kg	14.1
Endrin aldehyde	2	8.50	8.50	12.5		ug/kg	
Endosulfan-I	1 [a]	5.16	5.16	14.6		ug/kg	2.0
Endosulfan-I	2	6.62	6.62	14.9		ug/kg	
Endosulfan-II	1 [a]	6.11	6.10	10.9		ug/kg	34.8
Endosulfan-II	2	7.92	7.92	15.5		ug/kg	
Heptachlor	1 [a]	3.65	3.64	15.0		ug/kg	3.3
Heptachlor	2	4.71	4.72	15.5		ug/kg	
Heptachlor epoxide	1 [a]	4.66	4.66	13.0		ug/kg	15.6
Heptachlor epoxide	2	6.01	6.01	15.2		ug/kg	
Methoxychlor	1 [a]	7.11	7.11	17.2		ug/kg	3.6
Methoxychlor	2	9.53	9.53	16.6		ug/kg	
Endrin ketone	1 [a]	7.82	7.82	15.1		ug/kg	1.3
Endrin ketone	2	9.94	9.94	14.9		ug/kg	

(a) QC results reported from this column.

GC Identification Summary

Job Number: JD30019
Account: SESINJPB SESI Consulting Engineers
Project: Ossining Investigation, 136-140 Croton Avnue, Ossining, NY

Check Std:	G6G2775-CC2739	**Injection Date:**	08/22/21
Lab File ID:	6G79056.D	**Injection Time:**	22:53
Instrument ID:	GC6G	**Method:**	SW846 8081B

Sample ID:	OP34973-MSD	**Injection Date:**	08/23/21
Lab File ID:	6G79062.D	**Injection Time:**	00:41
Client ID:	Matrix Spike Duplicate		

Compound	Column	RT	StdRT	Conc	Q	Units	RPD Conc
Aldrin	1 [a]	3.97	3.97	17.2		ug/kg	1.7
Aldrin	2	5.17	5.17	17.5		ug/kg	
alpha-BHC	1 [a]	2.88	2.88	16.3		ug/kg	4.8
alpha-BHC	2	3.69	3.69	17.1		ug/kg	
beta-BHC	1 [a]	3.24	3.24	17.1		ug/kg	1.8
beta-BHC	2	4.21	4.21	16.8		ug/kg	
delta-BHC	1 [a]	3.41	3.42	17.2		ug/kg	5.6
delta-BHC	2	4.62	4.62	18.2		ug/kg	
gamma-BHC (Lindane)	1 [a]	3.16	3.17	17.6		ug/kg	2.9
gamma-BHC (Lindane)	2	4.13	4.13	17.1		ug/kg	
alpha-Chlordane	1 [a]	4.98	4.99	16.9		ug/kg	4.1
alpha-Chlordane	2	6.52	6.52	17.6		ug/kg	
gamma-Chlordane	1 [a]	4.82	4.82	17.8		ug/kg	2.8
gamma-Chlordane	2	6.30	6.30	17.3		ug/kg	
Dieldrin	1 [a]	5.47	5.48	21.5		ug/kg	44.3
Dieldrin	2	7.06	7.06	13.7		ug/kg	
4,4'-DDD	1 [a]	5.92	5.92	17.7		ug/kg	3.4
4,4'-DDD	2	7.74	7.75	17.1		ug/kg	
4,4'-DDE	1 [a]	5.10	5.10	17.8		ug/kg	19.8
4,4'-DDE	2	6.79	6.79	14.6		ug/kg	
4,4'-DDT	1 [a]	6.33	6.33	18.6		ug/kg	4.4
4,4'-DDT	2	8.28	8.28	17.8		ug/kg	
Endrin	1 [a]	5.79	5.79	17.7		ug/kg	1.1
Endrin	2	7.57	7.57	17.9		ug/kg	
Endosulfan sulfate	1 [a]	7.39	7.39	17.4		ug/kg	6.1
Endosulfan sulfate	2	8.97	8.97	18.5		ug/kg	
Endrin aldehyde	1 [a]	6.72	6.72	17.0		ug/kg	10.5
Endrin aldehyde	2	8.50	8.50	15.3		ug/kg	
Endosulfan-I	1 [a]	5.16	5.16	17.5		ug/kg	5.3
Endosulfan-I	2	6.62	6.62	16.6		ug/kg	
Endosulfan-II	1 [a]	6.10	6.10	16.0		ug/kg	12.9
Endosulfan-II	2	7.92	7.92	18.2		ug/kg	
Heptachlor	1 [a]	3.64	3.64	17.7		ug/kg	2.8
Heptachlor	2	4.72	4.72	18.2		ug/kg	
Heptachlor epoxide	1 [a]	4.66	4.66	16.3		ug/kg	8.8
Heptachlor epoxide	2	6.01	6.01	17.8		ug/kg	
Methoxychlor	1 [a]	7.10	7.11	20.7		ug/kg	7.5
Methoxychlor	2	9.53	9.53	19.2		ug/kg	
Endrin ketone	1 [a]	7.82	7.82	18.5		ug/kg	7.9
Endrin ketone	2	9.94	9.94	17.1		ug/kg	

(a) QC results reported from this column.

GC Identification Summary

Job Number: JD30019
Account: SESINJPB SESI Consulting Engineers
Project: Ossining Investigation, 136-140 Croton Avnue, Ossining, NY

Check Std:	GRK78-CC50	**Injection Date:**	08/20/21
Lab File ID:	RK2910.D	**Injection Time:**	17:16
Instrument ID:	GCRK	**Method:**	SW846 8082A

Sample ID:	OP34974-BS1	**Injection Date:**	08/20/21
Lab File ID:	RK2913.D	**Injection Time:**	20:30
Client ID:	Blank Spike		

Compound	Column	RT	StdRT	Conc	Q	Units	RPD Conc
Aroclor 1016	1			153		ug/kg	1.3
Aroclor 1016	2 [a]			151		ug/kg	
AR1016-A	1	3.17	3.17	199		ug/kg	
AR1016-A	2	4.42	4.42	170		ug/kg	
AR1016-B	1	3.56	3.56	148		ug/kg	
AR1016-B	2	4.99	4.99	153		ug/kg	
AR1016-C	1	4.11	4.11	134		ug/kg	
AR1016-C	2	5.63	5.63	149		ug/kg	
AR1016-D	1	4.27	4.27	140		ug/kg	
AR1016-D	2	5.82	5.82	145		ug/kg	
AR1016-E	1	4.77	4.77	142		ug/kg	
AR1016-E	2	6.49	6.49	136		ug/kg	
Aroclor 1260	1			120		ug/kg	4.9
Aroclor 1260 [b]	2 [a]			126		ug/kg	
AR1260-A	1	7.13	7.13	120		ug/kg	
AR1260-A	2	9.12	9.12	126		ug/kg	
AR1260-B	1	7.28	7.28	130		ug/kg	
AR1260-B	2	9.24	9.24	136		ug/kg	
AR1260-C	1	7.62	7.62	120		ug/kg	
AR1260-C	2	9.68	9.68	124		ug/kg	
AR1260-D	1	8.05	8.05	114		ug/kg	
AR1260-D	2	10.03	10.03	132		ug/kg	
AR1260-E	1	8.45	8.44	114		ug/kg	
AR1260-E	2	10.57	10.57	113		ug/kg	

(a) QC results reported from this column.
(b) Reported from the 2nd signal. The %D of the CCV on the 1st signal exceeds the method criteria of 20%, so it being used for confirmation only.

GC Identification Summary

Job Number: JD30019
Account: SESINJPB SESI Consulting Engineers
Project: Ossining Investigation, 136-140 Croton Avnue, Ossining, NY

Check Std:	GRK78-CC50	**Injection Date:**	08/20/21
Lab File ID:	RK2910.D	**Injection Time:**	17:16
Instrument ID:	GCRK	**Method:**	SW846 8082A

Sample ID:	OP34974-MS	**Injection Date:**	08/20/21
Lab File ID:	RK2916.D	**Injection Time:**	21:19
Client ID:	Matrix Spike		

Compound	Column	RT	StdRT	Conc	Q	Units	RPD Conc
Aroclor 1016	1 [a]			131		ug/kg	10.1
Aroclor 1016	2			145		ug/kg	
AR1016-A	1	3.17	3.17	174		ug/kg	
AR1016-A	2	4.42	4.42	186		ug/kg	
AR1016-B	1	3.56	3.56	132		ug/kg	
AR1016-B	2	4.98	4.99	143		ug/kg	
AR1016-C	1	4.10	4.11	113		ug/kg	
AR1016-C	2	5.63	5.63	139		ug/kg	
AR1016-D	1	4.27	4.27	121		ug/kg	
AR1016-D	2	5.82	5.82	132		ug/kg	
AR1016-E	1	4.77	4.77	114		ug/kg	
AR1016-E	2	6.49	6.49	126		ug/kg	
Aroclor 1260	1 [a]			95.0		ug/kg	28.8
Aroclor 1260	2			127		ug/kg	
AR1260-A	1	7.12	7.13	103		ug/kg	
AR1260-A	2	9.12	9.12	127		ug/kg	
AR1260-B	1	7.28	7.28	94.0		ug/kg	
AR1260-B	2	9.24	9.24	134		ug/kg	
AR1260-C	1	7.61	7.62	96.7		ug/kg	
AR1260-C	2	9.67	9.68	125		ug/kg	
AR1260-D	1	8.04	8.05	92.3		ug/kg	
AR1260-D	2	10.02	10.03	129		ug/kg	
AR1260-E	1	8.43	8.44	89.6		ug/kg	
AR1260-E	2	10.57	10.57	121		ug/kg	

(a) QC results reported from this column.

GC Identification Summary

Job Number: JD30019
Account: SESINJPB SESI Consulting Engineers
Project: Ossining Investigation, 136-140 Croton Avnue, Ossining, NY

Check Std:	GRK78-CC50	**Injection Date:**	08/20/21
Lab File ID:	RK2910.D	**Injection Time:**	17:16
Instrument ID:	GCRK	**Method:**	SW846 8082A

Sample ID:	OP34974-MSD	**Injection Date:**	08/20/21
Lab File ID:	RK2917.D	**Injection Time:**	21:35
Client ID:	Matrix Spike Duplicate		

Compound	Column	RT	StdRT	Conc	Q	Units	RPD Conc
Aroclor 1016	1 [a]			131		ug/kg	15.5
Aroclor 1016	2			153		ug/kg	
AR1016-A	1	3.17	3.17	177		ug/kg	
AR1016-A	2	4.42	4.42	216		ug/kg	
AR1016-B	1	3.56	3.56	131		ug/kg	
AR1016-B	2	4.98	4.99	146		ug/kg	
AR1016-C	1	4.10	4.11	108		ug/kg	
AR1016-C	2	5.63	5.63	140		ug/kg	
AR1016-D	1	4.27	4.27	121		ug/kg	
AR1016-D	2	5.82	5.82	133		ug/kg	
AR1016-E	1	4.77	4.77	115		ug/kg	
AR1016-E	2	6.49	6.49	132		ug/kg	
Aroclor 1260	1 [a]			95.9		ug/kg	39.4
Aroclor 1260	2			143		ug/kg	
AR1260-A	1	7.12	7.13	109		ug/kg	
AR1260-A	2	9.12	9.12	144		ug/kg	
AR1260-B	1	7.28	7.28	91.5		ug/kg	
AR1260-B	2	9.24	9.24	152		ug/kg	
AR1260-C	1	7.61	7.62	97.0		ug/kg	
AR1260-C	2	9.67	9.68	139		ug/kg	
AR1260-D	1	8.04	8.05	93.0		ug/kg	
AR1260-D	2	10.02	10.03	145		ug/kg	
AR1260-E	1	8.43	8.44	88.8		ug/kg	
AR1260-E	2	10.57	10.57	134		ug/kg	

(a) QC results reported from this column.

Surrogate Recovery Summary

Job Number: JD30019
Account: SESINJPB SESI Consulting Engineers
Project: Ossining Investigation, 136-140 Croton Avnue, Ossining, NY

Method: SW846 8081B **Matrix:** SO

Samples and QC shown here apply to the above method

Lab Sample ID	Lab File ID	S1 [a]	S1 [b]	S2 [a]	S2 [b]
JD30019-1	6G79060.D	107	98	107	109
JD30019-2	6G79063.D	121	111	108	113
JD30019-3	6G79064.D	91	91	81	100
JD30019-4	6G79065.D	91	86	86	90
JD30019-5	6G79066.D	87	92	101	108
JD30019-6	6G79067.D	83	77	82	84
OP34973-BS1	6G79059.D	103	91	95	99
OP34973-MB1	6G79058.D	86	81	85	89
OP34973-MB1	8G40146.D	81	84	88	104
OP34973-MS	6G79061.D	90	89	92	98
OP34973-MSD	6G79062.D	105	100	103	112

Surrogate Compounds	Recovery Limits
S1 = Tetrachloro-m-xylene	27-138%
S2 = Decachlorobiphenyl	10-179%

(a) Recovery from GC signal #1
(b) Recovery from GC signal #2

Surrogate Recovery Summary

Job Number: JD30019
Account: SESINJPB SESI Consulting Engineers
Project: Ossining Investigation, 136-140 Croton Avnue, Ossining, NY

Method: SW846 8082A **Matrix:** SO

Samples and QC shown here apply to the above method

Lab Sample ID	Lab File ID	S1 [a]	S1 [b]	S2 [a]	S2 [b]
JD30019-1	RK2914.D	107	131	81	96
JD30019-2	RK2915.D	112	141	79	102
JD30019-3	RK2918.D	97	112	61	89
JD30019-4	RK2923.D	93	114	68	83
JD30019-5	RK2924.D	99	122	79	94
JD30019-6	RK2925.D	81	100	61	71
OP34974-BS1	RK2913.D	100	119	73	88
OP34974-MB1	RK2912.D	88	105	64	78
OP34974-MS	RK2916.D	95	115	58	87
OP34974-MSD	RK2917.D	94	110	56	92

Surrogate Compounds	Recovery Limits
S1 = Tetrachloro-m-xylene	24-152%
S2 = Decachlorobiphenyl	10-172%

(a) Recovery from GC signal #1
(b) Recovery from GC signal #2

GC Surrogate Retention Time Summary

Job Number: JD30019
Account: SESINJPB SESI Consulting Engineers
Project: Ossining Investigation, 136-140 Croton Avnue, Ossining, NY

Check Std:	G6G2775-CC2739	**Injection Date:**	08/22/21
Lab File ID:	6G79056.D	**Injection Time:**	22:53
Instrument ID:	GC6G	**Method:**	SW846 8081B

	S1 [a] RT	S1 [b] RT	S2 [a] RT	S2 [b] RT
Check Std	2.42	3.02	9.63	12.03

Lab Sample ID	Lab File ID	Date Analyzed	Time Analyzed	S1 [a] RT	S1 [b] RT	S2 [a] RT	S2 [b] RT
OP34973-MB1	6G79058.D	08/22/21	23:29	2.42	3.02	9.62	12.04
OP34973-BS1	6G79059.D	08/22/21	23:47	2.42	3.02	9.62	12.03
JD30019-1	6G79060.D	08/23/21	00:05	2.42	3.02	9.62	12.04
OP34973-MS	6G79061.D	08/23/21	00:23	2.42	3.02	9.63	12.04
OP34973-MSD	6G79062.D	08/23/21	00:41	2.42	3.02	9.62	12.04
JD30019-2	6G79063.D	08/23/21	00:59	2.42	3.02	9.62	12.04
JD30019-3	6G79064.D	08/23/21	01:18	2.42	3.02	9.62	12.04
JD30019-4	6G79065.D	08/23/21	01:36	2.42	3.02	9.62	12.04
JD30019-5	6G79066.D	08/23/21	01:54	2.42	3.02	9.62	12.04
JD30019-6	6G79067.D	08/23/21	02:12	2.42	3.02	9.63	12.03
ZZZZZZ	6G79068.D	08/23/21	02:30	2.42	3.02	9.62	12.03
ZZZZZZ	6G79069.D	08/23/21	02:48	2.42	3.02	9.62	12.04
ZZZZZZ	6G79070.D	08/23/21	03:06	2.42	3.02	9.62	12.04
ZZZZZZ	6G79071.D	08/23/21	03:24	2.42	3.02	9.63	12.04
ZZZZZZ	6G79072.D	08/23/21	03:42	2.42	3.02	9.62	12.04
ZZZZZZ	6G79073.D	08/23/21	04:50	2.43	3.02	9.64	12.04

Surrogate Compounds

S1 = Tetrachloro-m-xylene
S2 = Decachlorobiphenyl

(a) Retention time from GC signal #1
(b) Retention time from GC signal #2

GC Surrogate Retention Time Summary

Job Number: JD30019
Account: SESINJPB SESI Consulting Engineers
Project: Ossining Investigation, 136-140 Croton Avnue, Ossining, NY

Check Std:	G8G1696-CC1645	**Injection Date:**	08/22/21
Lab File ID:	8G40138.D	**Injection Time:**	22:46
Instrument ID:	GC8G	**Method:**	SW846 8081B

	S1 [a] RT	S1 [b] RT	S2 [a] RT	S2 [b] RT
Check Std	2.29	3.00	9.65	12.16

Lab Sample ID	Lab File ID	Date Analyzed	Time Analyzed	S1 [a] RT	S1 [b] RT	S2 [a] RT	S2 [b] RT
OP34989-MB1	8G40140.D	08/22/21	23:24	2.31	3.00	9.66	12.17
OP34989-BS1	8G40141.D	08/22/21	23:40	2.29	3.00	9.65	12.16
OP34989-BSD	8G40142.D	08/22/21	23:57	2.29	3.00	9.64	12.16
ZZZZZZ	8G40143.D	08/23/21	00:13	2.29	3.00	9.64	12.16
ZZZZZZ	8G40144.D	08/23/21	00:29	2.29	3.00	9.64	12.16
ZZZZZZ	8G40145.D	08/23/21	00:46	2.29	3.00	9.64	12.16
OP34973-MB1	8G40146.D	08/23/21	01:30	2.29	3.00	9.64	12.16
ZZZZZZ	8G40147.D	08/23/21	01:46	2.30	3.00	9.64	12.16
ZZZZZZ	8G40148.D	08/23/21	02:03	2.29	3.00	9.64	12.16
ZZZZZZ	8G40149.D	08/23/21	02:19	2.30	3.00	9.64	12.17
ZZZZZZ	8G40150.D	08/23/21	02:35	2.30	3.00	9.64	12.16
ZZZZZZ	8G40151.D	08/23/21	02:52	2.30	3.00	9.64	12.18
ZZZZZZ	8G40152.D	08/23/21	03:08	2.30	3.00	9.64	12.16
ZZZZZZ	8G40153.D	08/23/21	03:24	2.30	3.00	9.64	12.16
ZZZZZZ	8G40154.D	08/23/21	03:41	2.30	3.00	9.64	12.16
ZZZZZZ	8G40155.D	08/23/21	03:57	2.30	3.00	9.64	12.16
ZZZZZZ	8G40156.D	08/23/21	04:27	2.31	3.00	9.66	12.17
ZZZZZZ	8G40158.D	08/23/21	04:59	2.30	3.00	9.64	12.18

Surrogate Compounds

S1 = Tetrachloro-m-xylene
S2 = Decachlorobiphenyl

(a) Retention time from GC signal #1
(b) Retention time from GC signal #2

GC Surrogate Retention Time Summary

Job Number: JD30019
Account: SESINJPB SESI Consulting Engineers
Project: Ossining Investigation, 136-140 Croton Avnue, Ossining, NY

Check Std:	GRK78-CC50	**Injection Date:**	08/20/21
Lab File ID:	RK2910.D	**Injection Time:**	17:16
Instrument ID:	GCRK	**Method:**	SW846 8082A

	S1 [a] RT	S1 [b] RT	S2 [a] RT	S2 [b] RT
Check Std	2.80	3.74	9.97	12.24

Lab Sample ID	Lab File ID	Date Analyzed	Time Analyzed	S1 [a] RT	S1 [b] RT	S2 [a] RT	S2 [b] RT
OP34974-MB1	RK2912.D	08/20/21	20:13	2.80	3.74	9.97	12.25
OP34974-BS1	RK2913.D	08/20/21	20:30	2.80	3.74	9.97	12.25
JD30019-1	RK2914.D	08/20/21	20:46	2.80	3.74	9.97	12.25
JD30019-2	RK2915.D	08/20/21	21:02	2.80	3.74	9.96	12.24
OP34974-MS	RK2916.D	08/20/21	21:19	2.80	3.74	9.96	12.24
OP34974-MSD	RK2917.D	08/20/21	21:35	2.80	3.74	9.96	12.24
JD30019-3	RK2918.D	08/20/21	21:52	2.80	3.74	9.96	12.24

Surrogate Compounds

S1 = Tetrachloro-m-xylene
S2 = Decachlorobiphenyl

(a) Retention time from GC signal #1
(b) Retention time from GC signal #2

GC Surrogate Retention Time Summary

Job Number: JD30019
Account: SESINJPB SESI Consulting Engineers
Project: Ossining Investigation, 136-140 Croton Avnue, Ossining, NY

Check Std:	GRK79-CC50	**Injection Date:**	08/20/21
Lab File ID:	RK2921.D	**Injection Time:**	22:41
Instrument ID:	GCRK	**Method:**	SW846 8082A

	S1 [a] RT	S1 [b] RT	S2 [a] RT	S2 [b] RT
Check Std	2.80	3.74	9.97	12.25

Lab Sample ID	Lab File ID	Date Analyzed	Time Analyzed	S1 [a] RT	S1 [b] RT	S2 [a] RT	S2 [b] RT
JD30019-4	RK2923.D	08/20/21	23:14	2.80	3.74	9.97	12.25
JD30019-5	RK2924.D	08/20/21	23:31	2.80	3.74	9.97	12.25
JD30019-6	RK2925.D	08/20/21	23:47	2.80	3.74	9.97	12.25
ZZZZZZ	RK2926.D	08/21/21	00:04	2.80	3.74	9.96	12.24
ZZZZZZ	RK2927.D	08/21/21	00:20	2.80	3.74	9.96	12.24
ZZZZZZ	RK2928.D	08/21/21	00:37	2.80	3.74	9.97	12.25
ZZZZZZ	RK2929.D	08/21/21	00:53	2.80	3.74	9.96	12.24

Surrogate Compounds

S1 = Tetrachloro-m-xylene
S2 = Decachlorobiphenyl

(a) Retention time from GC signal #1
(b) Retention time from GC signal #2

Initial Calibration Summary

Job Number: JD30019 **Sample:** G6G2739-ICC2739
Account: SESINJPB SESI Consulting Engineers **Lab FileID:** 6G78520.D
Project: Ossining Investigation, 136-140 Croton Avnue, Ossining, NY

Response Factor Report GC6G

Method : C:\MSDCHEM\1\METHODS\6PST2739.M (ChemStation Integrator)
Title : PEST/PCB
Last Update : Mon Jul 12 22:07:19 2021
Response via : Initial Calibration

Calibration Files
5 =6g78518.d 10 =6g78519.d 25 =6g78520.d 50 =6g78521.d
100 =6g78523.d 1 =6g78516a.d 75 =6g78522.d 2 =6g78517.d
= =

Compound	5	10	25	50	100	1	75	2	Avg	%RSD
1) I 1-bromo-2-nitrobenzen	ISTD									
2) Tetrachloro-m-xylene	0.459	0.489	0.554	0.588	0.639	0.637	0.643	0.571	0.572	12.17
3) hexachlorobenzene	1.573	1.607	1.605	1.614	1.680	1.432	1.694	1.640	1.606	5.04
4) alpha-BHC	1.342	1.375	1.405	1.439	1.534	1.690	1.531	1.570	1.486	7.83
5) gamma-BHC	1.238	1.293	1.387	1.346	1.399	1.450	1.402	1.333	1.356	5.00
6) Heptachlor	1.213	1.226	1.226	1.256	1.331	1.438	1.331	1.375	1.299	6.31
7) beta-BHC	0.513	0.519	0.513	0.495	0.506	0.699	0.513	0.542	0.537	12.38
8) delta-BHC	1.179	1.228	1.249	1.287	1.381	1.507	1.379	1.443	1.332	8.54
9) Aldrin	1.234	1.261	1.257	1.281	1.360	1.493	1.363	1.390	1.330	6.59
10) alachlor	0.094	0.093	0.088	0.080	0.082		0.077		0.086	8.00
11) Heptachlor Epoxide	1.195	1.170	1.152	1.158	1.210	1.750	1.220	1.414	1.284	16.08
12) gamma-Chlordane	1.225	1.228	1.228	1.249	1.315	1.321	1.323	1.318	1.276	3.68
13) alpha-Chlordane	1.153	1.182	1.172	1.174	1.241	1.369	1.246	1.311	1.231	6.21
14) Endosulfan I	1.155	1.211	1.185	1.187	1.230	1.285	1.248	1.172	1.209	3.58
15) 4,4'-DDE	1.139	1.209	1.159	1.156	1.214	1.220	1.221	1.255	1.197	3.38
16) Dieldrin	1.201	1.218	1.218	1.212	1.273	1.429	1.288	1.268	1.263	5.89
17) Endrin	1.087	1.157	1.123	1.147	1.189	1.344	1.212	1.188	1.181	6.53
18) 4,4'-DDD	0.826	0.900	0.896	0.916	0.951	1.053	0.965	0.882	0.924	7.30
19) Endosulfan II	0.997	1.006	1.048	1.039	1.086	1.088	1.109	1.307	1.085	9.06
20) 4,4'-DDT	0.842	0.897	0.912	0.928	0.981	1.224	0.982	0.977	0.968	11.83
21) Endrin Aldehyde	0.802	0.916	0.863	0.823	0.862	1.214	0.891	0.743	0.889	15.97
22) Endosulfan Sulfate	1.052	1.012	1.007	1.008	1.037	1.185	1.057	1.003	1.045	5.79
23) Methoxychlor										

Initial Calibration Summary

Job Number: JD30019 **Sample:** G6G2739-ICC2739
Account: SESINJPB SESI Consulting Engineers **Lab FileID:** 6G78520.D
Project: Ossining Investigation, 136-140 Croton Avnue, Ossining, NY

```
          0.372 0.404 0.408 0.405 0.420 0.591 0.424 0.470          0.437   15.62
 24)  Mirex
          0.684 0.742 0.727 0.734 0.764 0.717 0.770 0.698          0.730    4.12
 25)  Endrin Ketone
          0.954 1.027 1.039 1.023 1.067 1.122 1.084 1.028          1.043    4.77
 26)  Decachlorobiphenyl
          1.398 1.202 1.102 1.083       1.403 1.138 1.174          1.214   10.97

 27) I   1-bromo-2-nitrobenzen ----------------ISTD---------------------
 28)  Toxaphene{A}
                            0.009                                  0.009    0.00
 29)  Toxaphene{B}
                            0.025                                  0.025    0.00
 30)  Toxaphene{C}
                            0.025                                  0.025    0.00
 31)  Toxaphene{D}
                            0.019                                  0.019    0.00
 32)  Toxaphene{E}
                            0.022                                  0.022    0.00

 33) I   1-bromo-2-nitrobenzen ----------------ISTD---------------------
 34)  Chlordane {A}
                            0.033                                  0.033    0.00
 35)  Chlordane {B}
                            0.034                                  0.034    0.00
 36)  Chlordane {C}
                            0.139                                  0.139    0.00
 37)  Chlordane {D}
                            0.235                                  0.235    0.00
 38)  Chlordane {E}
                            0.039                                  0.039    0.00

Signal #2


  1) I   1-bromo-2-nitrobenzen ----------------ISTD---------------------
  2)  Tetrachloro-m-xylene
          0.825 0.856 0.852 0.859 0.878 0.887 0.888 0.853          0.862    2.46
  3)  hexachlorobenzene
          1.035 1.028 0.993 0.988 0.994 1.102 1.010 1.106          1.032    4.60
  4)  alpha-BHC
          1.231 1.253 1.293 1.339 1.390 1.264 1.394 1.253          1.302    4.93
  5)  gamma-BHC
          1.130 1.156 1.170 1.201 1.245 1.207 1.250 1.189          1.194    3.50
  6)  Heptachlor
          1.115 1.124 1.149 1.145 1.188 1.138 1.198 1.175          1.154    2.61
  7)  beta-BHC
          0.555 0.554 0.536 0.527 0.528 0.598 0.539 0.612          0.556    5.75
  8)  delta-BHC
          1.009 1.072 1.107 1.146 1.208 1.012 1.210 1.038          1.100    7.40
  9)  Aldrin
          1.080 1.093 1.103 1.128 1.165 1.102 1.173 1.149          1.124    3.10
 10)  alachlor
          0.163 0.155 0.147 0.142 0.138       0.144                0.148    6.09
 11)  Heptachlor Epoxide
          1.016 1.040 1.040 1.050 1.073 0.993 1.087 1.062          1.045    2.90
 12)  gamma-Chlordane
          1.049 1.061 1.059 1.074 1.106 1.121 1.118 1.143          1.091    3.20
 13)  alpha-Chlordane
          0.987 1.019 1.015 1.019 1.050 1.005 1.064 1.027          1.023    2.37
```

Initial Calibration Summary

Job Number: JD30019 **Sample:** G6G2739-ICC2739
Account: SESINJPB SESI Consulting Engineers **Lab FileID:** 6G78520.D
Project: Ossining Investigation, 136-140 Croton Avnue, Ossining, NY

14)	Endosulfan I									
	0.977	0.989	0.980	0.985	1.005	0.996	1.020	1.062	1.002	2.81
15)	4,4'-DDE									
	0.993	1.010	1.023	1.041	1.079	1.060	1.088	1.071	1.046	3.28
16)	Dieldrin									
	0.986	1.020	1.040	1.059	1.096	0.939	1.107	1.003	1.031	5.46
17)	Endrin									
	0.920	0.960	0.975	0.993	1.025	0.855	1.036	0.916	0.960	6.34
18)	4,4'-DDD									
	0.796	0.823	0.835	0.842	0.867	0.812	0.879	0.824	0.835	3.31
19)	Endosulfan II									
	0.885	0.903	0.897	0.895	0.913	0.827	0.930	0.905	0.894	3.41
20)	4,4'-DDT									
	0.782	0.787	0.797	0.803	0.838	0.892	0.846	0.813	0.820	4.50
21)	Endrin Aldehyde									
	0.761	0.754	0.736	0.724	0.737	0.686	0.752	0.736	0.736	3.18
22)	Endosulfan Sulfate									
	0.806	0.827	0.821	0.820	0.844	0.861	0.859	0.841	0.835	2.36
23)	Methoxychlor									
	0.402	0.422	0.413	0.408	0.415	0.377	0.424	0.404	0.408	3.64
24)	Mirex									
	0.698	0.699	0.672	0.652	0.658	0.821	0.674	0.739	0.702	7.94
25)	Endrin Ketone									
	0.867	0.886	0.870	0.862	0.886	1.033	0.904	0.918	0.903	6.18
26)	Decachlorobiphenyl									
	0.622	0.614	0.607	0.589		0.779	0.620	0.747	0.654	11.61
27)	I 1-bromo-2-nitrobenzen	----------ISTD----------								
28)	Toxaphene{A}									
				0.012					0.012	0.00
29)	Toxaphene{B}									
				0.020					0.020	0.00
30)	Toxaphene{C}									
				0.039					0.039	0.00
31)	Toxaphene{D}									
				0.021					0.021	0.00
32)	Toxaphene{E}									
				0.020					0.020	0.00
33)	I 1-bromo-2-nitrobenzen	----------ISTD----------								
34)	Chlordane {A}									
				0.030					0.030	0.00
35)	Chlordane {B}									
				0.033					0.033	0.00
36)	Chlordane {C}									
				0.117					0.117	0.00
37)	Chlordane {D}									
				0.214					0.214	0.00
38)	Chlordane {E}									
				0.030					0.030	0.00

(#) = Out of Range ### Number of calibration levels exceeded format ###

6PST2739.M Thu Jul 15 19:45:51 2021

Initial Calibration Verification

Job Number: JD30019 **Sample:** G6G2739-ICV2739
Account: SESINJPB SESI Consulting Engineers **Lab FileID:** 6G78526.D
Project: Ossining Investigation, 136-140 Croton Avnue, Ossining, NY

Evaluate Continuing Calibration Report

Signal #1 : C:\msdchem\1\data\G6G2739\6g78526.d\ECD1A.CH Vial: 13
Signal #2 : C:\msdchem\1\data\G6G2739\6g78526.d\ECD2B.CH
Acq On : 18-Jun-21, 07:34:15 Operator: christp
Sample : icv2739-25 Inst : GC6G
Misc : op33095,g6g2739,30,,,2,10 Multiplr: 1.00
IntFile Signal #1: autoint1.e IntFile Signal #2: autoint2.e

Method : C:\MSDCHEM\1\METHODS\6PST2739.M (ChemStation Integrator)
Title : PEST/PCB
Last Update : Thu Jul 15 20:01:40 2021
Response via : Multiple Level Calibration

Min. RRF : 0.000 Min. Rel. Area : 50% Max. R.T. Dev 0.50min
Max. RRF Dev : 20% Max. Rel. Area : 150%

		Compound	AvgRF	CCRF	%Dev	Area%	Dev(min)	RT Window
1	I	1-bromo-2-nitrobenzene	1.000	1.000	0.0	101	0.00	1.34- 2.34
2	SAB	Tetrachloro-m-xylene	0.572	0.607	-6.1	111	0.00	2.40- 2.46
3		hexachlorobenzene		----------NA----------				
4	A	alpha-BHC	1.486	1.522	-2.4	109	0.00	2.86- 2.92
5	MA	gamma-BHC	1.356	1.485	-9.5	108	0.00	3.14- 3.20
6	MA	Heptachlor	1.299	1.342	-3.3	110	0.00	3.62- 3.68
7	B	beta-BHC	0.537	0.546	-1.7	107	0.00	3.22- 3.28
8	B	delta-BHC	1.332	1.338	-0.5	108	0.00	3.39- 3.45
9	MB	Aldrin	1.330	1.392	-4.7	112	0.00	3.95- 4.01
10		alachlor		----------NA----------				
11	B	Heptachlor Epoxide	1.284	1.273	0.9	112	0.00	4.64- 4.70
12	B	gamma-Chlordane	1.276	1.349	-5.7	111	0.00	4.80- 4.86
13	B	alpha-Chlordane	1.231	1.284	-4.3	111	0.00	4.97- 5.03
14	A	Endosulfan I	1.209	1.255	-3.8	107	0.00	5.14- 5.20
15	B	4,4'-DDE	1.197	1.245	-4.0	108	0.00	5.08- 5.14
16	MA	Dieldrin	1.263	1.304	-3.2	108	0.00	5.46- 5.52
17	MA	Endrin	1.181	1.261	-6.8	113	0.00	5.77- 5.83
18	A	4,4'-DDD	0.924	0.966	-4.5	109	0.00	5.90- 5.96
19	B	Endosulfan II	1.085	1.146	-5.6	110	0.00	6.09- 6.15
20	MA	4,4'-DDT	0.968	0.998	-3.1	110	0.00	6.31- 6.37
21	B	Endrin Aldehyde	0.889	0.945	-6.3	110	0.00	6.71- 6.77
22	B	Endosulfan Sulfate	1.045	1.014	3.0	102	0.00	7.38- 7.44
23	A	Methoxychlor	0.437	0.429	1.8	106	0.00	7.09- 7.15
24		Mirex		----------NA----------				
25	B	Endrin Ketone	1.043	1.206	-15.6	117	0.00	7.81- 7.87
26	SA	Decachlorobiphenyl	1.214	1.285	-5.8	118	0.00	9.61- 9.67
27	I	1-bromo-2-nitrobenzene	1.000	1.000	0.0	0#	0.00	1.34- 2.34
28	L8	Toxaphene{A}		----------NA----------				
29	L8	Toxaphene{B}		----------NA----------				
30	L8	Toxaphene{C}		----------NA----------				
31	L8	Toxaphene{D}		----------NA----------				
32	L8	Toxaphene{E}		----------NA----------				
33	I	1-bromo-2-nitrobenzene	1.000	1.000	0.0	0#	0.00	1.34- 2.34
34		Chlordane {A}		----------NA----------				
35		Chlordane {B}		----------NA----------				
36		Chlordane {C}		----------NA----------				
37		Chlordane {D}		----------NA----------				
38		Chlordane {E}		----------NA----------				

Initial Calibration Verification

Job Number: JD30019 **Sample:** G6G2739-ICV2739
Account: SESINJPB SESI Consulting Engineers **Lab FileID:** 6G78526.D
Project: Ossining Investigation, 136-140 Croton Avnue, Ossining, NY

***** Signal #2 *****

1	I	1-bromo-2-nitrobenzene	1.000	1.000	0.0	101	0.00	1.68- 2.68
2	SAB	Tetrachloro-m-xylene	0.862	0.941	-9.2	111	0.00	2.99- 3.05
3		hexachlorobenzene		----------NA----------				
4	A	alpha-BHC	1.302	1.427	-9.6	111	0.00	3.67- 3.73
5	MA	gamma-BHC	1.194	1.293	-8.3	111	0.00	4.11- 4.17
6	MA	Heptachlor	1.154	1.270	-10.1	111	0.00	4.70- 4.76
7	B	beta-BHC	0.556	0.584	-5.0	110	0.00	4.19- 4.25
8	B	delta-BHC	1.100	1.192	-8.4	109	0.00	4.60- 4.66
9	MB	Aldrin	1.124	1.232	-9.6	113	0.00	5.16- 5.22
10		alachlor		----------NA----------				
11	B	Heptachlor Epoxide	1.045	1.154	-10.4	112	0.00	6.00- 6.06
12	B	gamma-Chlordane	1.091	1.168	-7.1	111	0.00	6.28- 6.34
13	B	alpha-Chlordane	1.023	1.113	-8.8	111	0.00	6.51- 6.57
14	A	Endosulfan I	1.002	1.053	-5.1	108	0.00	6.61- 6.67
15	B	4,4'-DDE	1.046	1.108	-5.9	109	0.00	6.77- 6.83
16	MA	Dieldrin	1.031	1.139	-10.5	110	0.00	7.05- 7.11
17	MA	Endrin	0.960	1.030	-7.3	106	0.00	7.56- 7.62
18	A	4,4'-DDD	0.835	0.892	-6.8	108	0.00	7.73- 7.79
19	B	Endosulfan II	0.894	0.986	-10.3	111	0.00	7.91- 7.97
20	MA	4,4'-DDT	0.820	0.880	-7.3	111	0.00	8.27- 8.33
21	B	Endrin Aldehyde	0.736	0.805	-9.4	110	0.00	8.49- 8.55
22	B	Endosulfan Sulfate	0.835	0.856	-2.5	105	0.00	8.96- 9.02
23	A	Methoxychlor	0.408	0.464	-13.7	113	0.00	9.52- 9.58
24		Mirex		----------NA----------				
25	B	Endrin Ketone	0.903	0.962	-6.5	111	0.00	9.93- 9.99
26	SA	Decachlorobiphenyl	0.654	0.686	-4.9	114	0.00	12.02-12.09
27	I	1-bromo-2-nitrobenzene	1.000	1.000	0.0	0#	0.00	1.68- 2.68
28	L8	Toxaphene{A}		----------NA----------				
29	L8	Toxaphene{B}		----------NA----------				
30	L8	Toxaphene{C}		----------NA----------				
31	L8	Toxaphene{D}		----------NA----------				
32	L8	Toxaphene{E}		----------NA----------				
33	I	1-bromo-2-nitrobenzene	1.000	1.000	0.0	0#	0.00	1.68- 2.68
34		Chlordane {A}		----------NA----------				
35		Chlordane {B}		----------NA----------				
36		Chlordane {C}		----------NA----------				
37		Chlordane {D}		----------NA----------				
38		Chlordane {E}		----------NA----------				

(#) = Out of Range SPCC's out = 0 CCC's out = 0
6g78520.d 6PST2739.M Thu Jul 15 20:04:14 2021

10.9.2 10

Initial Calibration Verification

Job Number: JD30019 **Sample:** G6G2739-ICV2739
Account: SESINJPB SESI Consulting Engineers **Lab FileID:** 6G78527.D
Project: Ossining Investigation, 136-140 Croton Avnue, Ossining, NY

Evaluate Continuing Calibration Report

```
Signal #1 : C:\msdchem\1\data\G6G2739\6g78527.d\ECD1A.CH Vial: 14
Signal #2 : C:\msdchem\1\data\G6G2739\6g78527.d\ECD2B.CH
Acq On    : 18-Jun-21, 07:52:31                    Operator: christp
Sample    : icv2739-500                            Inst    : GC6G
Misc      : op33095,g6g2739,30,,,2,1               Multiplr: 1.00
IntFile Signal #1: autoint1.e   IntFile Signal #2: autoint2.e

Method       : C:\MSDCHEM\1\METHODS\6PST2739.M (ChemStation Integrator)
Title        : PEST/PCB
Last Update  : Wed Jun 23 01:03:17 2021
Response via : Multiple Level Calibration

Min. RRF     :   0.000  Min. Rel. Area :  50%  Max. R.T. Dev  0.50min
Max. RRF Dev :  20%     Max. Rel. Area : 150%
```

		Compound	AvgRF	CCRF	%Dev	Area%	Dev(min)	RT Window
1	I	1-bromo-2-nitrobenzene	1.000	1.000	0.0	102	0.00	1.34- 2.34
2	SAB	Tetrachloro-m-xylene	0.572	0.616	-7.7	107	0.00	2.40- 2.46
26	SA	Decachlorobiphenyl	1.214	1.167	3.9	110	0.00	9.61- 9.67
33	I	1-bromo-2-nitrobenzene	1.000	1.000	0.0	102	0.00	1.34- 2.34
34		Chlordane {A}	0.033	0.037	-12.1	116	0.00	3.47- 3.67
35		Chlordane {B}	0.034	0.040	-17.6	121	0.00	4.02- 4.22
36		Chlordane {C}	0.139	0.166	-19.4	121	0.00	4.73- 4.93
37		Chlordane {D}	0.235	0.252	-7.2	109	0.00	4.89- 5.09
38		Chlordane {E}	0.039	0.042	-7.7	108	0.00	5.93- 6.13
*****		Signal #2 *****						
1	I	1-bromo-2-nitrobenzene	1.000	1.000	0.0	101	0.00	1.69- 2.69
2	SAB	Tetrachloro-m-xylene	0.862	0.946	-9.7	111	0.00	2.99- 3.05
26	SA	Decachlorobiphenyl	0.654	0.669	-2.3	114	0.00	12.03-12.09
33	I	1-bromo-2-nitrobenzene	1.000	1.000	0.0	100	0.00	1.69- 2.69
34		Chlordane {A}	0.030	0.035	-16.7	117	0.00	4.43- 4.63
35		Chlordane {B}	0.033	0.039	-18.2	117	0.00	5.28- 5.48
36		Chlordane {C}	0.117	0.136	-16.2	117	0.00	6.21- 6.41
37		Chlordane {D}	0.214	0.224	-4.7	105	0.09	6.44- 6.64
38		Chlordane {E}	0.030	0.034	-13.3	113	0.00	7.92- 8.12

```
   (#) = Out of Range              SPCC's out = 0  CCC's out = 0
    6g78524.d  6PST2739.M       Thu Jul 08 04:38:21 2021
```

Initial Calibration Verification

Job Number: JD30019 **Sample:** G6G2739-ICV2739
Account: SESINJPB SESI Consulting Engineers **Lab FileID:** 6G78528.D
Project: Ossining Investigation, 136-140 Croton Avnue, Ossining, NY

Evaluate Continuing Calibration Report

Signal #1 : C:\msdchem\1\data\G6G2739\6g78528.d\ECD1A.CH Vial: 15
Signal #2 : C:\msdchem\1\data\G6G2739\6g78528.d\ECD2B.CH
Acq On : 18-Jun-21, 08:10:55 Operator: christp
Sample : icv2739-500 Inst : GC6G
Misc : op33095,g6g2739,30,,,2,1 Multiplr: 1.00
IntFile Signal #1: autoint1.e IntFile Signal #2: autoint2.e

Method : C:\MSDCHEM\1\METHODS\6PST2739.M (ChemStation Integrator)
Title : PEST/PCB
Last Update : Wed Jun 23 01:03:17 2021
Response via : Multiple Level Calibration

Min. RRF : 0.000 Min. Rel. Area : 50% Max. R.T. Dev 0.50min
Max. RRF Dev : 20% Max. Rel. Area : 150%

		Compound	AvgRF	CCRF	%Dev	Area%	Dev(min)	RT Window
1	I	1-bromo-2-nitrobenzene	1.000	1.000	0.0	103	0.00	1.34- 2.34
2	SAB	Tetrachloro-m-xylene	0.572	0.618	-8.0	109	0.00	2.39- 2.45
26	SA	Decachlorobiphenyl	1.214	1.172	3.5	112	0.00	9.61- 9.67
27	I	1-bromo-2-nitrobenzene	1.000	1.000	0.0	101	0.00	1.34- 2.34
28	L8	Toxaphene{A}	0.009	0.010	-11.1	117	0.00	5.40- 5.60
29	L8	Toxaphene{B}	0.025	0.026	-4.0	107	0.00	6.01- 6.21
30	L8	Toxaphene{C}	0.025	0.028	-12.0	113	0.00	6.19- 6.39
31	L8	Toxaphene{D}	0.019	0.018	5.3	94	0.00	6.52- 6.72
32	L8	Toxaphene{E}	0.022	0.025	-13.6	116	0.00	7.16- 7.36
*****		Signal #2 *****						
1	I	1-bromo-2-nitrobenzene	1.000	1.000	0.0	101	0.00	1.68- 2.68
2	SAB	Tetrachloro-m-xylene	0.862	0.944	-9.5	111	0.00	2.99- 3.05
26	SA	Decachlorobiphenyl	0.654	0.688	-5.2	118	0.00	12.03-12.09
27	I	1-bromo-2-nitrobenzene	1.000	1.000	0.0	100	0.00	1.68- 2.68
28	L8	Toxaphene{A}	0.012	0.014	-16.7	113	0.00	6.94- 7.14
29	L8	Toxaphene{B}	0.020	0.020	0.0	101	0.00	7.81- 8.01
30	L8	Toxaphene{C}	0.039	0.039	0.0	101	0.00	7.98- 8.18
31	L8	Toxaphene{D}	0.021	0.025	-19.0	118	0.00	8.41- 8.61
32	L8	Toxaphene{E}	0.020	0.022	-10.0	110	0.00	9.33- 9.53

(#) = Out of Range SPCC's out = 0 CCC's out = 0
6g78524.d 6PST2739.M Thu Jul 08 04:38:24 2021

10.9.4 10

Initial Calibration Verification

Job Number: JD30019 **Sample:** G6G2739-ICV2739
Account: SESINJPB SESI Consulting Engineers **Lab FileID:** 6G78529.D
Project: Ossining Investigation, 136-140 Croton Avnue, Ossining, NY

Evaluate Continuing Calibration Report

```
Signal #1 : C:\msdchem\1\data\G6G2739\6g78529.d\ECD1A.CH Vial: 16
Signal #2 : C:\msdchem\1\data\G6G2739\6g78529.d\ECD2B.CH
Acq On    : 18-Jun-21, 08:29:12                    Operator: christp
Sample    : icv2739-25                             Inst    : GC6G
Misc      : op33095,g6g2739,30,,,2,10              Multiplr: 1.00
IntFile Signal #1: autoint1.e   IntFile Signal #2: autoint2.e

Method       : C:\MSDCHEM\1\METHODS\6PST2739.M (ChemStation Integrator)
Title        : PEST/PCB
Last Update  : Wed Jun 23 01:03:17 2021
Response via : Multiple Level Calibration

Min. RRF     :   0.000  Min. Rel. Area :  50%  Max. R.T. Dev  0.50min
Max. RRF Dev :  20%     Max. Rel. Area : 150%
```

	Compound	AvgRF	CCRF	%Dev	Area%	Dev(min)	RT Window
1 I	1-bromo-2-nitrobenzene	1.000	1.000	0.0	100	0.00	1.34- 2.34
24	Mirex	0.730	0.811	-11.1	112	0.00	7.23- 7.29

***** Signal #2 *****

1 I	1-bromo-2-nitrobenzene	1.000	1.000	0.0	102	0.00	1.68- 2.68
24	Mirex	0.702	0.735	-4.7	111	0.00	9.86- 9.92

```
   (#) = Out of Range              SPCC's out = 0  CCC's out = 0
    6g78520.d  6PST2739.M       Thu Jul 08 04:36:43 2021
```

10.9.5 10

Initial Calibration Verification

Job Number: JD30019 **Sample:** G6G2739-ICV2739
Account: SESINJPB SESI Consulting Engineers **Lab FileID:** 6G78530.D
Project: Ossining Investigation, 136-140 Croton Avnue, Ossining, NY

Evaluate Continuing Calibration Report

Signal #1 : C:\msdchem\1\data\G6G2739\6g78530.d\ECD1A.CH Vial: 17
Signal #2 : C:\msdchem\1\data\G6G2739\6g78530.d\ECD2B.CH
Acq On : 18-Jun-21, 08:47:31 Operator: christp
Sample : icv2739-25 Inst : GC6G
Misc : op33095,g6g2739,30,,,2,10 Multiplr: 1.00
IntFile Signal #1: autoint1.e IntFile Signal #2: autoint2.e

Method : C:\MSDCHEM\1\METHODS\6PST2739.M (ChemStation Integrator)
Title : PEST/PCB
Last Update : Thu Jul 15 20:01:40 2021
Response via : Multiple Level Calibration

Min. RRF : 0.000 Min. Rel. Area : 50% Max. R.T. Dev 0.50min
Max. RRF Dev : 20% Max. Rel. Area : 150%

		Compound	AvgRF	CCRF	%Dev	Area%	Dev(min)	RT Window
1	I	1-bromo-2-nitrobenzene	1.000	1.000	0.0	102	0.00	1.34- 2.34
2	SAB	Tetrachloro-m-xylene		----------NA----------				
3		hexachlorobenzene	1.606	1.640	-2.1	104	0.00	2.72- 2.78
4	A	alpha-BHC		----------NA----------				
5	MA	gamma-BHC		----------NA----------				
6	MA	Heptachlor		----------NA----------				
7	B	beta-BHC		----------NA----------				
8	B	delta-BHC		----------NA----------				
9	MB	Aldrin		----------NA----------				
10		alachlor	0.086	0.076	11.6	88	0.00	4.09- 4.15
11	B	Heptachlor Epoxide		----------NA----------				
12	B	gamma-Chlordane		----------NA----------				
13	B	alpha-Chlordane		----------NA----------				
14	A	Endosulfan I		----------NA----------				
15	B	4,4'-DDE		----------NA----------				
16	MA	Dieldrin		----------NA----------				
17	MA	Endrin		----------NA----------				
18	A	4,4'-DDD		----------NA----------				
19	B	Endosulfan II		----------NA----------				
20	MA	4,4'-DDT		----------NA----------				
21	B	Endrin Aldehyde		----------NA----------				
22	B	Endosulfan Sulfate		----------NA----------				
23	A	Methoxychlor		----------NA----------				
24		Mirex		----------NA----------				
25	B	Endrin Ketone		----------NA----------				
26	SA	Decachlorobiphenyl		----------NA----------				
27	I	1-bromo-2-nitrobenzene	1.000	1.000	0.0	0#	0.00	1.34- 2.34
28	L8	Toxaphene{A}		----------NA----------				
29	L8	Toxaphene{B}		----------NA----------				
30	L8	Toxaphene{C}		----------NA----------				
31	L8	Toxaphene{D}		----------NA----------				
32	L8	Toxaphene{E}		----------NA----------				
33	I	1-bromo-2-nitrobenzene	1.000	1.000	0.0	0#	0.00	1.34- 2.34
34		Chlordane {A}		----------NA----------				
35		Chlordane {B}		----------NA----------				
36		Chlordane {C}		----------NA----------				
37		Chlordane {D}		----------NA----------				
38		Chlordane {E}		----------NA----------				

Initial Calibration Verification

Job Number: JD30019 **Sample:** G6G2739-ICV2739
Account: SESINJPB SESI Consulting Engineers **Lab FileID:** 6G78530.D
Project: Ossining Investigation, 136-140 Croton Avnue, Ossining, NY

***** Signal #2 *****

1	I	1-bromo-2-nitrobenzene	1.000	1.000	0.0	104	0.00	1.68- 2.68
2	SAB	Tetrachloro-m-xylene		----------NA----------				
3		hexachlorobenzene	1.032	1.040	-0.8	109	0.00	3.51- 3.57
4	A	alpha-BHC		----------NA----------				
5	MA	gamma-BHC		----------NA----------				
6	MA	Heptachlor		----------NA----------				
7	B	beta-BHC		----------NA----------				
8	B	delta-BHC		----------NA----------				
9	MB	Aldrin		----------NA----------				
10		alachlor	0.148	0.149	-0.7	105	0.00	4.96- 5.02
11	B	Heptachlor Epoxide		----------NA----------				
12	B	gamma-Chlordane		----------NA----------				
13	B	alpha-Chlordane		----------NA----------				
14	A	Endosulfan I		----------NA----------				
15	B	4,4'-DDE		----------NA----------				
16	MA	Dieldrin		----------NA----------				
17	MA	Endrin		----------NA----------				
18	A	4,4'-DDD		----------NA----------				
19	B	Endosulfan II		----------NA----------				
20	MA	4,4'-DDT		----------NA----------				
21	B	Endrin Aldehyde		----------NA----------				
22	B	Endosulfan Sulfate		----------NA----------				
23	A	Methoxychlor		----------NA----------				
24		Mirex		----------NA----------				
25	B	Endrin Ketone		----------NA----------				
26	SA	Decachlorobiphenyl		----------NA----------				
27	I	1-bromo-2-nitrobenzene	1.000	1.000	0.0	0#	0.00	1.68- 2.68
28	L8	Toxaphene{A}		----------NA----------				
29	L8	Toxaphene{B}		----------NA----------				
30	L8	Toxaphene{C}		----------NA----------				
31	L8	Toxaphene{D}		----------NA----------				
32	L8	Toxaphene{E}		----------NA----------				
33	I	1-bromo-2-nitrobenzene	1.000	1.000	0.0	0#	0.00	1.68- 2.68
34		Chlordane {A}		----------NA----------				
35		Chlordane {B}		----------NA----------				
36		Chlordane {C}		----------NA----------				
37		Chlordane {D}		----------NA----------				
38		Chlordane {E}		----------NA----------				

(#) = Out of Range SPCC's out = 0 CCC's out = 0
6g78520.d 6PST2739.M Thu Jul 15 20:07:52 2021

Continuing Calibration Summary

Job Number: JD30019 **Sample:** G6G2775-CC2739
Account: SESINJPB SESI Consulting Engineers **Lab FileID:** 6G79056.D
Project: Ossining Investigation, 136-140 Croton Avnue, Ossining, NY

Evaluate Continuing Calibration Report

Signal #1 : C:\msdchem\1\data\G6G2775\6g79056.d\ECD1A.CH Vial: 2
Signal #2 : C:\msdchem\1\data\G6G2775\6g79056.d\ECD2B.CH
Acq On : 22-Aug-21, 22:53:07 Operator: christp
Sample : cc2739-25 Inst : GC6G
Misc : op34923,g6g2775,15.6,,,10,1 Multiplr: 1.00
IntFile Signal #1: autoint1.e IntFile Signal #2: autoint2.e

Method : C:\MSDCHEM\1\METHODS\6PST2739.M (ChemStation Integrator)
Title : PEST/PCB
Last Update : Mon Jul 19 00:05:28 2021
Response via : Multiple Level Calibration

Min. RRF : 0.000 Min. Rel. Area : 50% Max. R.T. Dev 0.50min
Max. RRF Dev : 20% Max. Rel. Area : 150%

		Compound	AvgRF	CCRF	%Dev	Area%	Dev(min)	RT Window
1	I	1-bromo-2-nitrobenzene	1.000	1.000	0.0	97	0.00	1.33- 2.33
2	SAB	Tetrachloro-m-xylene	0.572	0.518	9.4	91	0.00	2.39- 2.45
3		hexachlorobenzene	1.606	1.633	-1.7	99	0.00	2.71- 2.77
4	A	alpha-BHC	1.486	1.412	5.0	98	0.00	2.85- 2.91
5	MA	gamma-BHC	1.356	1.268	6.5	89	0.00	3.14- 3.20
6	MA	Heptachlor	1.299	1.300	-0.1	103	0.00	3.61- 3.67
7	B	beta-BHC	0.537	0.469	12.7	89	0.00	3.21- 3.27
8	B	delta-BHC	1.332	1.274	4.4	99	0.00	3.39- 3.45
9	MB	Aldrin	1.330	1.254	5.7	97	0.00	3.94- 4.00
10		alachlor	0.086	0.090	-4.7	100	-0.01	4.08- 4.14
11	B	Heptachlor Epoxide	1.284	1.062	17.3	90	0.00	4.63- 4.69
12	B	gamma-Chlordane	1.276	1.157	9.3	92	-0.01	4.79- 4.85
13	B	alpha-Chlordane	1.231	1.114	9.5	93	0.00	4.96- 5.02
14	A	Endosulfan I	1.209	1.155	4.5	95	-0.01	5.13- 5.19
15	B	4,4'-DDE	1.197	1.137	5.0	96	0.00	5.07- 5.13
16	MA	Dieldrin	1.263	1.221	3.3	98	-0.01	5.45- 5.51
17	MA	Endrin	1.181	1.243	-5.2	108	-0.01	5.76- 5.82
18	A	4,4'-DDD	0.924	0.921	0.3	100	0.00	5.89- 5.95
19	B	Endosulfan II	1.085	1.074	1.0	100	-0.01	6.07- 6.13
20	MA	4,4'-DDT	0.968	0.954	1.4	102	0.00	6.30- 6.36
21	B	Endrin Aldehyde	0.889	0.880	1.0	99	-0.02	6.69- 6.75
22	B	Endosulfan Sulfate	1.045	1.082	-3.5	105	-0.02	7.36- 7.42
23	A	Methoxychlor	0.437	0.489	-11.9	117	0.00	7.08- 7.14
24		Mirex	0.730	0.764	-4.7	102	-0.01	7.21- 7.27
25	B	Endrin Ketone	1.043	1.067	-2.3	100	-0.02	7.79- 7.85
26	SA	Decachlorobiphenyl	1.214	1.225	-0.9	108	0.00	9.60- 9.66
*****		Signal #2 *****						
1	I	1-bromo-2-nitrobenzene	1.000	1.000	0.0	99	0.00	1.68- 2.68
2	SAB	Tetrachloro-m-xylene	0.862	0.885	-2.7	103	0.00	2.99- 3.05
3		hexachlorobenzene	1.032	1.013	1.8	101	0.00	3.50- 3.56
4	A	alpha-BHC	1.302	1.330	-2.2	102	0.00	3.66- 3.72
5	MA	gamma-BHC	1.194	1.166	2.3	99	-0.01	4.10- 4.16
6	MA	Heptachlor	1.154	1.198	-3.8	103	-0.01	4.69- 4.75
7	B	beta-BHC	0.556	0.519	6.7	96	0.00	4.18- 4.24
8	B	delta-BHC	1.100	1.150	-4.5	103	0.00	4.59- 4.65
9	MB	Aldrin	1.124	1.091	2.9	98	-0.02	5.14- 5.20
10		alachlor	0.148	0.154	-4.1	104	-0.01	4.95- 5.01
11	B	Heptachlor Epoxide	1.045	1.035	1.0	99	-0.02	5.98- 6.04
12	B	gamma-Chlordane	1.091	1.051	3.7	98	-0.02	6.27- 6.33

Continuing Calibration Summary

Job Number: JD30019 **Sample:** G6G2775-CC2739
Account: SESINJPB SESI Consulting Engineers **Lab FileID:** 6G79056.D
Project: Ossining Investigation, 136-140 Croton Avnue, Ossining, NY

13	B	alpha-Chlordane	1.023	0.996	2.6	97	-0.02	6.49- 6.55
14	A	Endosulfan I	1.002	0.978	2.4	99	-0.02	6.59- 6.65
15	B	4,4'-DDE	1.046	1.004	4.0	97	-0.02	6.76- 6.82
16	MA	Dieldrin	1.031	1.042	-1.1	99	-0.02	7.03- 7.09
17	MA	Endrin	0.960	1.032	-7.5	105	-0.02	7.54- 7.60
18	A	4,4'-DDD	0.835	0.847	-1.4	100	-0.02	7.72- 7.78
19	B	Endosulfan II	0.894	0.916	-2.5	101	-0.02	7.89- 7.95
20	MA	4,4'-DDT	0.820	0.796	2.9	99	-0.02	8.25- 8.31
21	B	Endrin Aldehyde	0.736	0.680	7.6	91	-0.02	8.47- 8.53
22	B	Endosulfan Sulfate	0.835	0.892	-6.8	108	-0.02	8.94- 9.00
23	A	Methoxychlor	0.408	0.445	-9.1	107	-0.02	9.50- 9.56
24		Mirex	0.702	0.713	-1.6	105	-0.02	9.84- 9.90
25	B	Endrin Ketone	0.903	0.852	5.6	97	-0.02	9.91- 9.97
26	SA	Decachlorobiphenyl	0.654	0.705	-7.8	115	-0.02	12.00-12.06

(#) = Out of Range SPCC's out = 0 CCC's out = 0
6g78520.d 6PST2739.M Mon Aug 23 01:54:14 2021

10.9.7
10

Continuing Calibration Summary

Job Number: JD30019 **Sample:** G6G2776-CC2739
Account: SESINJPB SESI Consulting Engineers **Lab FileID:** 6G79075.D
Project: Ossining Investigation, 136-140 Croton Avnue, Ossining, NY

Evaluate Continuing Calibration Report

Signal #1 : C:\msdchem\1\data\sy...76\6g79075.d\ECD1A.CH Vial: 4
Signal #2 : C:\msdchem\1\data\syrap\g6g2776\6g79075.d\ECD2B.CH
Acq On : 23-Aug-21, 12:30:33 Operator: taylorc
Sample : cc2739-50 Inst : GC6G
Misc : op34973,g6g2776,15.0,,,10,5 Multiplr: 1.00
IntFile Signal #1: autoint1.e IntFile Signal #2: autoint2.e

Method : C:\MSDCHEM\1\METHODS\6PST2739.M (ChemStation Integrator)
Title : PEST/PCB
Last Update : Tue Aug 24 00:42:35 2021
Response via : Multiple Level Calibration

Min. RRF : 0.000 Min. Rel. Area : 50% Max. R.T. Dev 0.50min
Max. RRF Dev : 20% Max. Rel. Area : 150%

		Compound	AvgRF	CCRF	%Dev	Area%	Dev(min)	RT Window
1	I	1-bromo-2-nitrobenzene	1.000	1.000	0.0	93	0.00	1.33- 2.33
2	SAB	Tetrachloro-m-xylene	0.572	0.631	-10.3	100	0.00	2.39- 2.45
3		hexachlorobenzene	1.606	1.692	-5.4	98	0.00	2.71- 2.77
4	A	alpha-BHC	1.486	1.552	-4.4	101	0.00	2.85- 2.91
5	MA	gamma-BHC	1.356	1.476	-8.8	102	0.00	3.13- 3.19
6	MA	Heptachlor	1.299	1.468	-13.0	109	0.00	3.61- 3.67
7	B	beta-BHC	0.537	0.530	1.3	100	0.00	3.21- 3.27
8	B	delta-BHC	1.332	1.518	-14.0	110	0.00	3.38- 3.44
9	MB	Aldrin	1.330	1.387	-4.3	101	0.00	3.94- 4.00
10		alachlor	0.086	0.089	-3.5	104	0.00	4.08- 4.14
11	B	Heptachlor Epoxide	1.284	1.239	3.5	100	0.00	4.63- 4.69
12	B	gamma-Chlordane	1.276	1.307	-2.4	97	0.00	4.79- 4.85
13	B	alpha-Chlordane	1.231	1.272	-3.3	101	0.00	4.95- 5.01
14	A	Endosulfan I	1.209	1.279	-5.8	100	0.00	5.13- 5.19
15	B	4,4'-DDE	1.197	1.286	-7.4	104	0.00	5.07- 5.13
16	MA	Dieldrin	1.263	1.351	-7.0	104	0.00	5.44- 5.50
17	MA	Endrin	1.181	1.422	-20.4#	116	0.00	5.76- 5.82
18	A	4,4'-DDD	0.924	1.056	-14.3	108	0.00	5.89- 5.95
19	B	Endosulfan II	1.085	1.211	-11.6	109	0.00	6.07- 6.13
20	MA	4,4'-DDT	0.968	1.124	-16.1	113	0.00	6.30- 6.36
21	B	Endrin Aldehyde	0.889	0.977	-9.9	111	0.00	6.69- 6.75
22	B	Endosulfan Sulfate	1.045	1.199	-14.7	111	0.00	7.36- 7.42
23	A	Methoxychlor	0.437	0.571	-30.7#	131	0.00	7.07- 7.13
24		Mirex	0.730	0.834	-14.2	106	0.00	7.21- 7.27
25	B	Endrin Ketone	1.043	1.171	-12.3	107	0.00	7.79- 7.85
26	SA	Decachlorobiphenyl	1.214	1.330	-9.6	114	0.00	9.59- 9.65
27	I	1-bromo-2-nitrobenzene	1.000	1.000	0.0	91	0.00	1.33- 2.33
28	L8	Toxaphene{A}		----------NA----------				
29	L8	Toxaphene{B}		----------NA----------				
30	L8	Toxaphene{C}		----------NA----------				
31	L8	Toxaphene{D}		----------NA----------				
32	L8	Toxaphene{E}		----------NA----------				
33	I	1-bromo-2-nitrobenzene	1.000	1.000	0.0	93	0.00	1.33- 2.33
34		Chlordane {A}		----------NA----------				
35		Chlordane {B}		----------NA----------				
36		Chlordane {C}		----------NA----------				
37		Chlordane {D}		----------NA----------				
38		Chlordane {E}		----------NA----------				

Continuing Calibration Summary

Job Number: JD30019 **Sample:** G6G2776-CC2739
Account: SESINJPB SESI Consulting Engineers **Lab FileID:** 6G79075.D
Project: Ossining Investigation, 136-140 Croton Avnue, Ossining, NY

***** Signal #2 *****

1	I	1-bromo-2-nitrobenzene	1.000	1.000	0.0	96	0.00	1.68- 2.68
2	SAB	Tetrachloro-m-xylene	0.862	0.901	-4.5	101	0.00	2.98- 3.04
3		hexachlorobenzene	1.032	1.010	2.1	98	0.00	3.50- 3.56
4	A	alpha-BHC	1.302	1.410	-8.3	101	0.00	3.66- 3.72
5	MA	gamma-BHC	1.194	1.277	-7.0	102	0.00	4.10- 4.16
6	MA	Heptachlor	1.154	1.301	-12.7	109	0.00	4.68- 4.74
7	B	beta-BHC	0.556	0.544	2.2	99	0.00	4.18- 4.24
8	B	delta-BHC	1.100	1.330	-20.9#	112	0.00	4.59- 4.65
9	MB	Aldrin	1.124	1.189	-5.8	101	0.00	5.14- 5.20
10		alachlor	0.148	0.150	-1.4	101	0.00	4.95- 5.01
11	B	Heptachlor Epoxide	1.045	1.121	-7.3	103	0.00	5.98- 6.04
12	B	gamma-Chlordane	1.091	1.142	-4.7	102	0.00	6.26- 6.32
13	B	alpha-Chlordane	1.023	1.086	-6.2	102	0.00	6.49- 6.55
14	A	Endosulfan I	1.002	1.055	-5.3	103	0.00	6.59- 6.65
15	B	4,4'-DDE	1.046	1.108	-5.9	102	0.00	6.76- 6.82
16	MA	Dieldrin	1.031	1.148	-11.3	104	0.00	7.03- 7.09
17	MA	Endrin	0.960	1.119	-16.6	108	0.00	7.54- 7.60
18	A	4,4'-DDD	0.835	0.938	-12.3	107	0.00	7.71- 7.77
19	B	Endosulfan II	0.894	0.989	-10.6	106	0.00	7.89- 7.95
20	MA	4,4'-DDT	0.820	0.952	-16.1	114	0.00	8.25- 8.31
21	B	Endrin Aldehyde	0.736	0.784	-6.5	104	0.00	8.47- 8.53
22	B	Endosulfan Sulfate	0.835	0.980	-17.4	115	0.00	8.94- 9.00
23	A	Methoxychlor	0.408	0.496	-21.6#	117	0.00	9.50- 9.56
24		Mirex	0.702	0.731	-4.1	108	0.00	9.84- 9.90
25	B	Endrin Ketone	0.903	1.006	-11.4	112	0.00	9.91- 9.97
26	SA	Decachlorobiphenyl	0.654	0.734	-12.2	120	0.00	12.01-12.07
27	I	1-bromo-2-nitrobenzene	1.000	1.000	0.0	95	0.00	1.68- 2.68
28	L8	Toxaphene{A}		----------NA----------				
29	L8	Toxaphene{B}		----------NA----------				
30	L8	Toxaphene{C}		----------NA----------				
31	L8	Toxaphene{D}		----------NA----------				
32	L8	Toxaphene{E}		----------NA----------				
33	I	1-bromo-2-nitrobenzene	1.000	1.000	0.0	96	0.00	1.68- 2.68
34		Chlordane {A}		----------NA----------				
35		Chlordane {B}		----------NA----------				
36		Chlordane {C}		----------NA----------				
37		Chlordane {D}		----------NA----------				
38		Chlordane {E}		----------NA----------				

(#) = Out of Range SPCC's out = 0 CCC's out = 0
6g79075.d 6PST2739.M Tue Aug 24 00:44:10 2021

Initial Calibration Summary

Job Number: JD30019 **Sample:** G8G1645-ICC1645
Account: SESINJPB SESI Consulting Engineers **Lab FileID:** 8G39317.D
Project: Ossining Investigation, 136-140 Croton Avnue, Ossining, NY

Response Factor Report GC8G

Method : C:\MSDCHEM\1\METHODS\8PST1645.M (ChemStation Integrator)
Title : PEST/PCB
Last Update : Tue Jul 13 23:01:41 2021
Response via : Initial Calibration

Calibration Files
2 =8g39314.d 5 =8g39315.d 10 =8g39316.d 25 =8g39317.d
50 =8g39318.d 100 =8g39320.d 1 =8g39321.d 75 =8g39319.d

Compound	2	5	10	25	50	100	1	75	Avg	%RSD
1) I 1-bromo-2-nitrobenzen	ISTD									
2) Tetrachloro-	0.968	0.832	0.851	0.880	0.868	0.898	0.982	0.880	0.895	5.96
3) hexachlorobe	1.611	1.401	1.413	1.444	1.382	1.344	1.587	1.348	1.441	7.15
4) alpha-BHC	1.121	0.980	1.021	1.117	1.188	1.321	1.219	1.268	1.155	10.18
5) gamma-BHC	1.071	0.965	0.988	1.047	1.105	1.208	1.167	1.165	1.090	8.07
6) Heptachlor	1.104	1.010	1.028	1.072	1.110	1.195	1.271	1.156	1.118	7.79
7) beta-BHC	0.609	0.529	0.526	0.520	0.519	0.530	0.590	0.521	0.543	6.54
8) delta-BHC	0.909	0.816	0.853	0.976	1.047	1.143	0.894	1.084	0.965	12.12
9) Aldrin	0.930	0.878	0.890	0.950	0.995	1.093	1.026	1.051	0.977	7.92
10) alachlor		0.180	0.154	0.161	0.155	0.153		0.156	0.160	6.40
11) Heptachlor E	1.099	0.893	0.923	0.948	0.969	1.035	1.233	1.002	1.013	10.87
12) gamma-Chlord	1.007	0.942	0.939	0.966	0.994	1.076	1.232	1.031	1.023	9.38
13) alpha-Chlord	1.045	0.974	0.957	0.977	0.993	1.066	1.169	1.028	1.026	6.73
14) Endosulfan I	1.235	0.994	0.969	0.960	0.972	1.099	1.182	1.046	1.057	9.96
15) 4,4'-DDE	1.006	0.790	0.784	0.897	0.932	0.952	0.883	0.905	0.894	8.51
16) Dieldrin	0.939	0.917	0.883	0.932	0.975	1.070	1.029	1.021	0.971	6.60
17) Endrin	0.950	0.879	0.885	0.944	0.979	1.051	0.980	1.016	0.960	6.19
18) 4,4'-DDD	0.675	0.664	0.615	0.697	0.733	0.764	0.799	0.727	0.709	8.31
19) Endosulfan I	0.917	0.881	0.817	0.861	0.878	0.933	0.929	0.913	0.891	4.46
20) 4,4'-DDT	0.837	0.686	0.710	0.781	0.820	0.864	0.630	0.839	0.771	11.06
21) Endrin Aldeh	0.906	0.713	0.698	0.741	0.751	0.772	0.834	0.764	0.772	8.81
22) Endosulfan S	0.999	0.875	0.811	0.848	0.852	0.880	0.958	0.868	0.886	6.95
23) Methoxychlor	0.608	0.523	0.450	0.474	0.477	0.474	0.588	0.473	0.508	11.63
24) Mirex	1.030	0.863	0.813	0.823	0.800	0.819	1.007	0.817	0.872	10.63
25) Endrin Keton	0.978	1.006	0.946	0.993	1.010	1.065	1.002	1.043	1.005	3.65
26) Decachlorobi	1.225	1.056	1.060	1.070	1.033	1.022	1.208	1.019	1.087	7.58
27) I 1-bromo-2-nitrobenzen	ISTD									
28) Toxaphene{A}				0.009					0.009	0.00
29) Toxaphene{B}				0.024					0.024	0.00
30) Toxaphene{C}				0.021					0.021	0.00
31) Toxaphene{D}				0.017					0.017	0.00
32) Toxaphene{E}				0.021					0.021	0.00
33) I 1-bromo-2-nitrobenzen	ISTD									
34) Chlordane {A				0.027					0.027	0.00
35) Chlordane {B				0.037					0.037	0.00
36) Chlordane {C				0.113					0.113	0.00
37) Chlordane {D				0.203					0.203	0.00
38) Chlordane {E				0.032					0.032	0.00

Signal #2

1) I 1-bromo-2-nitrobenzen	ISTD									
2) Tetrachloro-	0.798	0.766	0.796	0.807	0.805	0.859	0.654	0.851	0.792	8.01

Initial Calibration Summary

Job Number: JD30019 **Sample:** G8G1645-ICC1645
Account: SESINJPB SESI Consulting Engineers **Lab FileID:** 8G39317.D
Project: Ossining Investigation, 136-140 Croton Avnue, Ossining, NY

3)	hexachlorobe	1.229	1.186	1.199	1.172	1.159	1.224	1.288	1.210	1.209	3.34
4)	alpha-BHC	1.165	1.135	1.191	1.238	1.278	1.409	1.413	1.381	1.276	8.79
5)	gamma-BHC	1.053	1.041	1.083	1.123	1.148	1.255	1.109	1.231	1.130	6.91
6)	Heptachlor	1.059	0.993	1.036	1.060	1.068	1.145	1.105	1.131	1.075	4.68
7)	beta-BHC	0.497	0.461	0.467	0.465	0.459	0.488	0.513	0.481	0.479	4.07
8)	delta-BHC	1.050	0.971	1.039	1.092	1.122	1.216	1.060	1.185	1.092	7.35
9)	Aldrin	0.958	0.954	0.994	1.021	1.039	1.121	1.148	1.106	1.043	7.15
10)	alachlor		0.128	0.125	0.124	0.119	0.119		0.121	0.123	3.17
11)	Heptachlor E	0.951	0.899	0.923	0.945	0.958	1.022	0.993	1.012	0.963	4.48
12)	gamma-Chlord	1.021	0.912	0.934	0.958	0.964	1.046	0.983	1.026	0.980	4.86
13)	alpha-Chlord	0.973	0.903	0.923	0.927	0.928	1.000	0.976	0.985	0.952	3.71
14)	Endosulfan I	0.853	0.843	0.879	0.885	0.886	0.948	0.936	0.938	0.896	4.46
15)	4,4'-DDE	0.868	0.851	0.893	0.916	0.938	1.017	0.950	0.999	0.929	6.36
16)	Dieldrin	0.870	0.887	0.925	0.950	0.964	1.041	1.018	1.025	0.960	6.69
17)	Endrin	0.909	0.865	0.896	0.918	0.927	1.001	1.024	0.988	0.941	5.99
18)	4,4'-DDD	0.686	0.685	0.727	0.746	0.762	0.822	0.852	0.806	0.760	8.13
19)	Endosulfan I	0.821	0.778	0.806	0.814	0.815	0.867	0.875	0.857	0.829	4.08
20)	4,4'-DDT	0.652	0.659	0.691	0.736	0.756	0.818	0.666	0.802	0.722	9.06
21)	Endrin Aldeh	0.632	0.629	0.637	0.639	0.635	0.677	0.755	0.667	0.659	6.47
22)	Endosulfan S	0.704	0.748	0.758	0.768	0.773	0.820	0.861	0.803	0.779	6.16
23)	Methoxychlor	0.382	0.350	0.359	0.376	0.380	0.395	0.316	0.390	0.368	7.02
24)	Mirex	0.635	0.592	0.600	0.586	0.583	0.608	0.632	0.603	0.605	3.25
25)	Endrin Keton	1.071	0.784	0.817	0.820	0.835	0.882	0.814	0.869	0.862	10.47
26)	Decachlorobi	0.795	0.773	0.759	0.735	0.723	0.760	0.936	0.753	0.779	8.61

27)	I 1-bromo-2-nitrobenzen	ISTD		
28)	Toxaphene{A}	0.010	0.010	0.00
29)	Toxaphene{B}	0.015	0.015	0.00
30)	Toxaphene{C}	0.033	0.033	0.00
31)	Toxaphene{D}	0.016	0.016	0.00
32)	Toxaphene{E}	0.018	0.018	0.00

33)	I 1-bromo-2-nitrobenzen	ISTD		
34)	Chlordane {A	0.029	0.029	0.00
35)	Chlordane {B	0.031	0.031	0.00
36)	Chlordane {C	0.109	0.109	0.00
37)	Chlordane {D	0.199	0.199	0.00
38)	Chlordane {E	0.030	0.030	0.00

(#) = Out of Range ### Number of calibration levels exceeded format ###

8PST1645.M Thu Jul 15 12:13:19 2021

10.9.9 10

Initial Calibration Verification

Job Number: JD30019 **Sample:** G8G1645-ICV1645
Account: SESINJPB SESI Consulting Engineers **Lab FileID:** 8G39323.D
Project: Ossining Investigation, 136-140 Croton Avnue, Ossining, NY

Evaluate Continuing Calibration Report

Signal #1 : C:\msdchem\1\DATA\8G1645\8g39323.d\ECD1A.ch Vial: 13
Signal #2 : C:\msdchem\1\DATA\8G1645\8g39323.d\ECD2B.ch
Acq On : 13 Jul 2021 5:24 am Operator: christp
Sample : icv1645-25 Inst : GC8G
Misc : op34235,g8g1645,30,,,2,10 Multiplr: 1.00
IntFile Signal #1: autoint1.e IntFile Signal #2: autoint2.e

Method : C:\MSDCHEM\1\METHODS\8PST1645.M (ChemStation Integrator)
Title : PEST/PCB
Last Update : Tue Jul 13 23:01:41 2021
Response via : Multiple Level Calibration

Min. RRF : 0.000 Min. Rel. Area : 50% Max. R.T. Dev 0.50min
Max. RRF Dev : 20% Max. Rel. Area : 150%

		Compound	AvgRF	CCRF	%Dev	Area%	Dev(min)	RT Window
1	I	1-bromo-2-nitrobenzene	1.000	1.000	0.0	100	0.00	1.07- 2.07
2	SAB	Tetrachloro-m-xylene	0.895	0.977	-9.2	111	0.00	2.26- 2.32
3		hexachlorobenzene		----------NA----------				
4	A	alpha-BHC	1.155	1.183	-2.4	106	0.00	2.78- 2.84
5	MA	gamma-BHC	1.090	1.144	-5.0	110	0.00	3.09- 3.15
6	MA	Heptachlor	1.118	1.155	-3.3	108	0.00	3.59- 3.65
7	B	beta-BHC	0.543	0.567	-4.4	109	0.00	3.17- 3.23
8	B	delta-BHC	0.965	1.014	-5.1	104	0.00	3.36- 3.42
9	MB	Aldrin	0.977	1.050	-7.5	111	0.00	3.92- 3.98
10		alachlor		----------NA----------				
11	B	Heptachlor Epoxide	1.013	1.047	-3.4	111	0.00	4.64- 4.70
12	B	gamma-Chlordane	1.023	1.049	-2.5	109	0.00	4.80- 4.86
13	B	alpha-Chlordane	1.026	1.065	-3.8	109	0.00	4.97- 5.03
14	A	Endosulfan I	1.057	1.078	-2.0	113	0.00	5.14- 5.20
15	B	4,4'-DDE	0.894	0.863	3.5	97	0.00	5.10- 5.16
16	MA	Dieldrin	0.971	1.007	-3.7	108	0.00	5.46- 5.52
17	MA	Endrin	0.960	0.984	-2.5	105	0.00	5.78- 5.84
18	A	4,4'-DDD	0.709	0.708	0.1	102	0.00	5.92- 5.98
19	B	Endosulfan II	0.891	0.952	-6.8	111	0.00	6.10- 6.16
20	MA	4,4'-DDT	0.771	0.826	-7.1	106	0.00	6.34- 6.40
21	B	Endrin Aldehyde	0.772	0.814	-5.4	110	0.00	6.72- 6.78
22	B	Endosulfan Sulfate	0.886	0.863	2.6	102	0.00	7.39- 7.45
23	A	Methoxychlor	0.508	0.510	-0.4	108	0.00	7.12- 7.18
24		Mirex		----------NA----------				
25	B	Endrin Ketone	1.005	1.104	-9.9	112	0.00	7.83- 7.89
26	SA	Decachlorobiphenyl	1.087	1.143	-5.2	107	0.00	9.64- 9.70
27	I	1-bromo-2-nitrobenzene	1.000	1.000	0.0	0#	0.00	1.07- 2.07
28	L8	Toxaphene{A}		----------NA----------				
29	L8	Toxaphene{B}		----------NA----------				
30	L8	Toxaphene{C}		----------NA----------				
31	L8	Toxaphene{D}		----------NA----------				
32	L8	Toxaphene{E}		----------NA----------				
33	I	1-bromo-2-nitrobenzene	1.000	1.000	0.0	0#	0.00	1.07- 2.07
34		Chlordane {A}		----------NA----------				
35		Chlordane {B}		----------NA----------				
36		Chlordane {C}		----------NA----------				
37		Chlordane {D}		----------NA----------				
38		Chlordane {E}		----------NA----------				

10.9.10 10

Initial Calibration Verification

Job Number: JD30019 **Sample:** G8G1645-ICV1645
Account: SESINJPB SESI Consulting Engineers **Lab FileID:** 8G39323.D
Project: Ossining Investigation, 136-140 Croton Avnue, Ossining, NY

***** Signal #2 *****

1	I	1-bromo-2-nitrobenzene	1.000	1.000	0.0	100	0.00	1.54- 2.54
2	SAB	Tetrachloro-m-xylene	0.792	0.897	-13.3	112	0.00	2.98- 3.04
3		hexachlorobenzene		----------NA----------				
4	A	alpha-BHC	1.276	1.402	-9.9	114	0.00	3.71- 3.77
5	MA	gamma-BHC	1.130	1.266	-12.0	113	0.00	4.17- 4.23
6	MA	Heptachlor	1.075	1.188	-10.5	113	0.00	4.78- 4.84
7	B	beta-BHC	0.479	0.514	-7.3	111	0.00	4.27- 4.33
8	B	delta-BHC	1.092	1.193	-9.2	110	0.00	4.69- 4.75
9	MB	Aldrin	1.043	1.155	-10.7	114	0.00	5.26- 5.32
10		alachlor		----------NA----------				
11	B	Heptachlor Epoxide	0.963	1.066	-10.7	113	0.00	6.11- 6.17
12	B	gamma-Chlordane	0.980	1.063	-8.5	112	0.00	6.41- 6.47
13	B	alpha-Chlordane	0.952	1.030	-8.2	112	0.00	6.64- 6.70
14	A	Endosulfan I	0.896	0.962	-7.4	109	0.00	6.74- 6.80
15	B	4,4'-DDE	0.929	1.007	-8.4	110	0.00	6.90- 6.96
16	MA	Dieldrin	0.960	1.054	-9.8	111	0.00	7.18- 7.24
17	MA	Endrin	0.941	0.985	-4.7	108	0.00	7.70- 7.76
18	A	4,4'-DDD	0.760	0.805	-5.9	108	0.00	7.88- 7.94
19	B	Endosulfan II	0.829	0.909	-9.7	112	0.00	8.06- 8.12
20	MA	4,4'-DDT	0.722	0.816	-13.0	111	0.00	8.42- 8.48
21	B	Endrin Aldehyde	0.659	0.715	-8.5	112	0.00	8.64- 8.70
22	B	Endosulfan Sulfate	0.779	0.806	-3.5	105	0.00	9.12- 9.18
23	A	Methoxychlor	0.368	0.425	-15.5	114	0.00	9.67- 9.73
24		Mirex		----------NA----------				
25	B	Endrin Ketone	0.862	0.936	-8.6	115	0.00	10.09-10.15
26	SA	Decachlorobiphenyl	0.779	0.830	-6.5	113	0.00	12.17-12.23
27	I	1-bromo-2-nitrobenzene	1.000	1.000	0.0	0#	0.00	1.54- 2.54
28	L8	Toxaphene{A}		----------NA----------				
29	L8	Toxaphene{B}		----------NA----------				
30	L8	Toxaphene{C}		----------NA----------				
31	L8	Toxaphene{D}		----------NA----------				
32	L8	Toxaphene{E}		----------NA----------				
33	I	1-bromo-2-nitrobenzene	1.000	1.000	0.0	0#	0.00	1.54- 2.54
34		Chlordane {A}		----------NA----------				
35		Chlordane {B}		----------NA----------				
36		Chlordane {C}		----------NA----------				
37		Chlordane {D}		----------NA----------				
38		Chlordane {E}		----------NA----------				

(#) = Out of Range SPCC's out = 0 CCC's out = 0
8g39317.d 8PST1645.M Tue Jul 13 23:09:40 2021

10.9.10 10

Initial Calibration Verification

Job Number: JD30019 **Sample:** G8G1645-ICV1645
Account: SESINJPB SESI Consulting Engineers **Lab FileID:** 8G39324.D
Project: Ossining Investigation, 136-140 Croton Avnue, Ossining, NY

Evaluate Continuing Calibration Report

Signal #1 : C:\msdchem\1\DATA\8G1645\8g39324.d\ECD1A.ch Vial: 14
Signal #2 : C:\msdchem\1\DATA\8G1645\8g39324.d\ECD2B.ch
Acq On : 13 Jul 2021 5:40 am Operator: christp
Sample : icv1645-500 Inst : GC8G
Misc : op34235,g8g1645,30,,,2,1 Multiplr: 1.00
IntFile Signal #1: autoint1.e IntFile Signal #2: autoint2.e

Method : C:\MSDCHEM\1\METHODS\8PST1645.M (ChemStation Integrator)
Title : PEST/PCB
Last Update : Tue Jul 13 23:01:41 2021
Response via : Multiple Level Calibration

Min. RRF : 0.000 Min. Rel. Area : 50% Max. R.T. Dev 0.50min
Max. RRF Dev : 20% Max. Rel. Area : 150%

		Compound	AvgRF	CCRF	%Dev	Area%	Dev(min)	RT Window
1	I	1-bromo-2-nitrobenzene	1.000	1.000	0.0	100	0.00	1.07- 2.07
2	SAB	Tetrachloro-m-xylene	0.895	0.972	-8.6	112	0.00	2.26- 2.32
3		hexachlorobenzene		----------NA----------				
4	A	alpha-BHC		----------NA----------				
5	MA	gamma-BHC		----------NA----------				
6	MA	Heptachlor		----------NA----------				
7	B	beta-BHC		----------NA----------				
8	B	delta-BHC		----------NA----------				
9	MB	Aldrin		----------NA----------				
10		alachlor		----------NA----------				
11	B	Heptachlor Epoxide		----------NA----------				
12	B	gamma-Chlordane		----------NA----------				
13	B	alpha-Chlordane		----------NA----------				
14	A	Endosulfan I		----------NA----------				
15	B	4,4'-DDE		----------NA----------				
16	MA	Dieldrin		----------NA----------				
17	MA	Endrin		----------NA----------				
18	A	4,4'-DDD		----------NA----------				
19	B	Endosulfan II		----------NA----------				
20	MA	4,4'-DDT		----------NA----------				
21	B	Endrin Aldehyde		----------NA----------				
22	B	Endosulfan Sulfate		----------NA----------				
23	A	Methoxychlor		----------NA----------				
24		Mirex		----------NA----------				
25	B	Endrin Ketone		----------NA----------				
26	SA	Decachlorobiphenyl	1.087	1.112	-2.3	108	0.00	9.64- 9.70
27	I	1-bromo-2-nitrobenzene	1.000	1.000	0.0	100	0.00	1.07- 2.07
28	L8	Toxaphene{A}		----------NA----------				
29	L8	Toxaphene{B}		----------NA----------				
30	L8	Toxaphene{C}		----------NA----------				
31	L8	Toxaphene{D}		----------NA----------				
32	L8	Toxaphene{E}		----------NA----------				
33	I	1-bromo-2-nitrobenzene	1.000	1.000	0.0	102	0.00	1.07- 2.07
34		Chlordane {A}	0.027	0.031	-14.8	117	0.00	3.43- 3.63
35		Chlordane {B}	0.037	0.040	-8.1	113	0.00	4.00- 4.20
36		Chlordane {C}	0.113	0.134	-18.6	121	0.00	4.73- 4.93
37		Chlordane {D}	0.203	0.214	-5.4	108	0.00	4.89- 5.09
38		Chlordane {E}	0.032	0.034	-6.3	109	0.00	5.94- 6.14

Initial Calibration Verification

Job Number: JD30019 **Sample:** G8G1645-ICV1645
Account: SESINJPB SESI Consulting Engineers **Lab FileID:** 8G39324.D
Project: Ossining Investigation, 136-140 Croton Avnue, Ossining, NY

***** Signal #2 *****

1	I	1-bromo-2-nitrobenzene	1.000	1.000	0.0	97	0.00	1.54- 2.54
2	SAB	Tetrachloro-m-xylene	0.792	0.934	-17.9	113	0.00	2.98- 3.04
3		hexachlorobenzene		----------NA----------				
4	A	alpha-BHC		----------NA----------				
5	MA	gamma-BHC		----------NA----------				
6	MA	Heptachlor		----------NA----------				
7	B	beta-BHC		----------NA----------				
8	B	delta-BHC		----------NA----------				
9	MB	Aldrin		----------NA----------				
10		alachlor		----------NA----------				
11	B	Heptachlor Epoxide		----------NA----------				
12	B	gamma-Chlordane		----------NA----------				
13	B	alpha-Chlordane		----------NA----------				
14	A	Endosulfan I		----------NA----------				
15	B	4,4'-DDE		----------NA----------				
16	MA	Dieldrin		----------NA----------				
17	MA	Endrin		----------NA----------				
18	A	4,4'-DDD		----------NA----------				
19	B	Endosulfan II		----------NA----------				
20	MA	4,4'-DDT		----------NA----------				
21	B	Endrin Aldehyde		----------NA----------				
22	B	Endosulfan Sulfate		----------NA----------				
23	A	Methoxychlor		----------NA----------				
24		Mirex		----------NA----------				
25	B	Endrin Ketone		----------NA----------				
26	SA	Decachlorobiphenyl	0.779	0.841	-8.0	113	0.00	12.17-12.23
27	I	1-bromo-2-nitrobenzene	1.000	1.000	0.0	100	0.00	1.54- 2.54
28	L8	Toxaphene{A}		----------NA----------				
29	L8	Toxaphene{B}		----------NA----------				
30	L8	Toxaphene{C}		----------NA----------				
31	L8	Toxaphene{D}		----------NA----------				
32	L8	Toxaphene{E}		----------NA----------				
33	I	1-bromo-2-nitrobenzene	1.000	1.000	0.0	102	0.00	1.54- 2.54
34		Chlordane {A}	0.029	0.033	-13.8	119	0.00	4.50- 4.70
35		Chlordane {B}	0.031	0.036	-16.1	116	0.00	5.39- 5.59
36		Chlordane {C}	0.109	0.131	-20.2#	122	0.00	6.34- 6.54
37		Chlordane {D}	0.199	0.207	-4.0	106	0.09	6.57- 6.77
38		Chlordane {E}	0.030	0.031	-3.3	105	0.00	8.07- 8.27

(#) = Out of Range SPCC's out = 0 CCC's out = 0
8g39321.d 8PST1645.M Tue Jul 13 23:13:00 2021

10.9.11 10

Initial Calibration Verification

Job Number: JD30019 **Sample:** G8G1645-ICV1645
Account: SESINJPB SESI Consulting Engineers **Lab FileID:** 8G39325.D
Project: Ossining Investigation, 136-140 Croton Avnue, Ossining, NY

Evaluate Continuing Calibration Report

Signal #1 : C:\msdchem\1\DATA\8G1645\8g39325.d\ECD1A.ch Vial: 15
Signal #2 : C:\msdchem\1\DATA\8G1645\8g39325.d\ECD2B.ch
Acq On : 13 Jul 2021 5:57 am Operator: christp
Sample : icv1645-500 Inst : GC8G
Misc : op34235,g8g1645,30,,,2,1 Multiplr: 1.00
IntFile Signal #1: autoint1.e IntFile Signal #2: autoint2.e

Method : C:\MSDCHEM\1\METHODS\8PST1645.M (ChemStation Integrator)
Title : PEST/PCB
Last Update : Tue Jul 13 23:01:41 2021
Response via : Multiple Level Calibration

Min. RRF : 0.000 Min. Rel. Area : 50% Max. R.T. Dev 0.50min
Max. RRF Dev : 20% Max. Rel. Area : 150%

		Compound	AvgRF	CCRF	%Dev	Area%	Dev(min)	RT Window
1	I	1-bromo-2-nitrobenzene	1.000	1.000	0.0	100	0.00	1.07- 2.07
2	SAB	Tetrachloro-m-xylene	0.895	0.958	-7.0	110	0.00	2.26- 2.32
3		hexachlorobenzene		----------NA----------				
4	A	alpha-BHC		----------NA----------				
5	MA	gamma-BHC		----------NA----------				
6	MA	Heptachlor		----------NA----------				
7	B	beta-BHC		----------NA----------				
8	B	delta-BHC		----------NA----------				
9	MB	Aldrin		----------NA----------				
10		alachlor		----------NA----------				
11	B	Heptachlor Epoxide		----------NA----------				
12	B	gamma-Chlordane		----------NA----------				
13	B	alpha-Chlordane		----------NA----------				
14	A	Endosulfan I		----------NA----------				
15	B	4,4'-DDE		----------NA----------				
16	MA	Dieldrin		----------NA----------				
17	MA	Endrin		----------NA----------				
18	A	4,4'-DDD		----------NA----------				
19	B	Endosulfan II		----------NA----------				
20	MA	4,4'-DDT		----------NA----------				
21	B	Endrin Aldehyde		----------NA----------				
22	B	Endosulfan Sulfate		----------NA----------				
23	A	Methoxychlor		----------NA----------				
24		Mirex		----------NA----------				
25	B	Endrin Ketone		----------NA----------				
26	SA	Decachlorobiphenyl	1.087	1.120	-3.0	108	0.00	9.65- 9.71
27	I	1-bromo-2-nitrobenzene	1.000	1.000	0.0	100	0.00	1.07- 2.07
28	L8	Toxaphene{A}	0.009	0.009	0.0	100	0.00	5.40- 5.60
29	L8	Toxaphene{B}	0.024	0.026	-8.3	111	0.00	6.02- 6.22
30	L8	Toxaphene{C}	0.021	0.024	-14.3	115	0.00	6.19- 6.39
31	L8	Toxaphene{D}	0.017	0.016	5.9	93	0.00	6.53- 6.73
32	L8	Toxaphene{E}	0.021	0.023	-9.5	107	0.00	7.17- 7.37
33	I	1-bromo-2-nitrobenzene	1.000	1.000	0.0	102	0.00	1.07- 2.07
34		Chlordane {A}		----------NA----------				
35		Chlordane {B}		----------NA----------				
36		Chlordane {C}		----------NA----------				
37		Chlordane {D}		----------NA----------				
38		Chlordane {E}		----------NA----------				

Initial Calibration Verification

Job Number: JD30019 **Sample:** G8G1645-ICV1645
Account: SESINJPB SESI Consulting Engineers **Lab FileID:** 8G39325.D
Project: Ossining Investigation, 136-140 Croton Avnue, Ossining, NY

***** Signal #2 *****

1	I	1-bromo-2-nitrobenzene	1.000	1.000	0.0	98	0.00	1.54- 2.54
2	SAB	Tetrachloro-m-xylene	0.792	0.927	-17.0	113	0.00	2.98- 3.04
3		hexachlorobenzene		----------NA----------				
4	A	alpha-BHC		----------NA----------				
5	MA	gamma-BHC		----------NA----------				
6	MA	Heptachlor		----------NA----------				
7	B	beta-BHC		----------NA----------				
8	B	delta-BHC		----------NA----------				
9	MB	Aldrin		----------NA----------				
10		alachlor		----------NA----------				
11	B	Heptachlor Epoxide		----------NA----------				
12	B	gamma-Chlordane		----------NA----------				
13	B	alpha-Chlordane		----------NA----------				
14	A	Endosulfan I		----------NA----------				
15	B	4,4'-DDE		----------NA----------				
16	MA	Dieldrin		----------NA----------				
17	MA	Endrin		----------NA----------				
18	A	4,4'-DDD		----------NA----------				
19	B	Endosulfan II		----------NA----------				
20	MA	4,4'-DDT		----------NA----------				
21	B	Endrin Aldehyde		----------NA----------				
22	B	Endosulfan Sulfate		----------NA----------				
23	A	Methoxychlor		----------NA----------				
24		Mirex		----------NA----------				
25	B	Endrin Ketone		----------NA----------				
26	SA	Decachlorobiphenyl	0.779	0.843	-8.2	114	0.00	12.18-12.24
27	I	1-bromo-2-nitrobenzene	1.000	1.000	0.0	100	0.00	1.54- 2.54
28	L8	Toxaphene{A}	0.010	0.011	-10.0	108	0.00	7.08- 7.28
29	L8	Toxaphene{B}	0.015	0.018	-20.0	119	0.00	7.96- 8.16
30	L8	Toxaphene{C}	0.033	0.036	-9.1	108	0.00	8.13- 8.33
31	L8	Toxaphene{D}	0.016	0.018	-12.5	110	0.00	8.57- 8.77
32	L8	Toxaphene{E}	0.018	0.019	-5.6	110	0.00	9.49- 9.69
33	I	1-bromo-2-nitrobenzene	1.000	1.000	0.0	102	0.00	1.54- 2.54
34		Chlordane {A}		----------NA----------				
35		Chlordane {B}		----------NA----------				
36		Chlordane {C}		----------NA----------				
37		Chlordane {D}		----------NA----------				
38		Chlordane {E}		----------NA----------				

(#) = Out of Range SPCC's out = 0 CCC's out = 0
8g39321.d 8PST1645.M Tue Jul 13 23:13:03 2021

10.9.12 10

Initial Calibration Verification

Job Number: JD30019 **Sample:** G8G1645-ICV1645
Account: SESINJPB SESI Consulting Engineers **Lab FileID:** 8G39326.D
Project: Ossining Investigation, 136-140 Croton Avnue, Ossining, NY

Evaluate Continuing Calibration Report

Signal #1 : C:\msdchem\1\DATA\8G1645\8g39326.d\ECD1A.ch Vial: 16
Signal #2 : C:\msdchem\1\DATA\8G1645\8g39326.d\ECD2B.ch
Acq On : 13 Jul 2021 6:13 am Operator: christp
Sample : icv1645-25 Inst : GC8G
Misc : op34235,g8g1645,30,,,2,10 Multiplr: 1.00
IntFile Signal #1: autoint1.e IntFile Signal #2: autoint2.e

Method : C:\MSDCHEM\1\METHODS\8PST1645.M (ChemStation Integrator)
Title : PEST/PCB
Last Update : Tue Jul 13 23:01:41 2021
Response via : Multiple Level Calibration

Min. RRF : 0.000 Min. Rel. Area : 50% Max. R.T. Dev 0.50min
Max. RRF Dev : 20% Max. Rel. Area : 150%

		Compound	AvgRF	CCRF	%Dev	Area%	Dev(min)	RT Window
1	I	1-bromo-2-nitrobenzene	1.000	1.000	0.0	89	0.00	1.07- 2.07
2	SAB	Tetrachloro-m-xylene			NA			
3		hexachlorobenzene			NA			
4	A	alpha-BHC			NA			
5	MA	gamma-BHC			NA			
6	MA	Heptachlor			NA			
7	B	beta-BHC			NA			
8	B	delta-BHC			NA			
9	MB	Aldrin			NA			
10		alachlor			NA			
11	B	Heptachlor Epoxide			NA			
12	B	gamma-Chlordane			NA			
13	B	alpha-Chlordane			NA			
14	A	Endosulfan I			NA			
15	B	4,4'-DDE			NA			
16	MA	Dieldrin			NA			
17	MA	Endrin			NA			
18	A	4,4'-DDD			NA			
19	B	Endosulfan II			NA			
20	MA	4,4'-DDT			NA			
21	B	Endrin Aldehyde			NA			
22	B	Endosulfan Sulfate			NA			
23	A	Methoxychlor			NA			
24		Mirex	0.872	1.053	-20.8#	114	0.00	7.25- 7.31
25	B	Endrin Ketone			NA			
26	SA	Decachlorobiphenyl			NA			
27	I	1-bromo-2-nitrobenzene	1.000	1.000	0.0	0#	0.00	1.07- 2.07
28	L8	Toxaphene{A}			NA			
29	L8	Toxaphene{B}			NA			
30	L8	Toxaphene{C}			NA			
31	L8	Toxaphene{D}			NA			
32	L8	Toxaphene{E}			NA			
33	I	1-bromo-2-nitrobenzene	1.000	1.000	0.0	0#	0.00	1.07- 2.07
34		Chlordane {A}			NA			
35		Chlordane {B}			NA			
36		Chlordane {C}			NA			
37		Chlordane {D}			NA			
38		Chlordane {E}			NA			

Initial Calibration Verification

Job Number: JD30019 **Sample:** G8G1645-ICV1645
Account: SESINJPB SESI Consulting Engineers **Lab FileID:** 8G39326.D
Project: Ossining Investigation, 136-140 Croton Avnue, Ossining, NY

***** Signal #2 *****

1	I	1-bromo-2-nitrobenzene	1.000	1.000	0.0	88	0.00	1.54- 2.54
2	SAB	Tetrachloro-m-xylene		----------NA----------				
3		hexachlorobenzene		----------NA----------				
4	A	alpha-BHC		----------NA----------				
5	MA	gamma-BHC		----------NA----------				
6	MA	Heptachlor		----------NA----------				
7	B	beta-BHC		----------NA----------				
8	B	delta-BHC		----------NA----------				
9	MB	Aldrin		----------NA----------				
10		alachlor		----------NA----------				
11	B	Heptachlor Epoxide		----------NA----------				
12	B	gamma-Chlordane		----------NA----------				
13	B	alpha-Chlordane		----------NA----------				
14	A	Endosulfan I		----------NA----------				
15	B	4,4'-DDE		----------NA----------				
16	MA	Dieldrin		----------NA----------				
17	MA	Endrin		----------NA----------				
18	A	4,4'-DDD		----------NA----------				
19	B	Endosulfan II		----------NA----------				
20	MA	4,4'-DDT		----------NA----------				
21	B	Endrin Aldehyde		----------NA----------				
22	B	Endosulfan Sulfate		----------NA----------				
23	A	Methoxychlor		----------NA----------				
24		Mirex	0.605	0.813	-34.4#	122	0.00	10.02-10.08
25	B	Endrin Ketone		----------NA----------				
26	SA	Decachlorobiphenyl		----------NA----------				
27	I	1-bromo-2-nitrobenzene	1.000	1.000	0.0	0#	0.00	1.54- 2.54
28	L8	Toxaphene{A}		----------NA----------				
29	L8	Toxaphene{B}		----------NA----------				
30	L8	Toxaphene{C}		----------NA----------				
31	L8	Toxaphene{D}		----------NA----------				
32	L8	Toxaphene{E}		----------NA----------				
33	I	1-bromo-2-nitrobenzene	1.000	1.000	0.0	0#	0.00	1.54- 2.54
34		Chlordane {A}		----------NA----------				
35		Chlordane {B}		----------NA----------				
36		Chlordane {C}		----------NA----------				
37		Chlordane {D}		----------NA----------				
38		Chlordane {E}		----------NA----------				

(#) = Out of Range SPCC's out = 0 CCC's out = 0
8g39317.d 8PST1645.M Tue Jul 13 23:09:43 2021

10.9.13 10

Initial Calibration Verification

Job Number: JD30019 **Sample:** G8G1645-ICV1645
Account: SESINJPB SESI Consulting Engineers **Lab FileID:** 8G39327.D
Project: Ossining Investigation, 136-140 Croton Avnue, Ossining, NY

Evaluate Continuing Calibration Report

Signal #1 : C:\msdchem\1\DATA\8G1645\8g39327.d\ECD1A.ch Vial: 17
Signal #2 : C:\msdchem\1\DATA\8G1645\8g39327.d\ECD2B.ch
Acq On : 13 Jul 2021 6:30 am Operator: christp
Sample : icv1645-25 Inst : GC8G
Misc : op34235,g8g1645,30,,,2,10 Multiplr: 1.00
IntFile Signal #1: autoint1.e IntFile Signal #2: autoint2.e

Method : C:\MSDCHEM\1\METHODS\8PST1645.M (ChemStation Integrator)
Title : PEST/PCB
Last Update : Tue Jul 13 23:01:41 2021
Response via : Multiple Level Calibration

Min. RRF : 0.000 Min. Rel. Area : 50% Max. R.T. Dev 0.50min
Max. RRF Dev : 20% Max. Rel. Area : 150%

		Compound	AvgRF	CCRF	%Dev	Area%	Dev(min)	RT Window
1	I	1-bromo-2-nitrobenzene	1.000	1.000	0.0	89	0.00	1.07- 2.07
2	SAB	Tetrachloro-m-xylene		----------NA----------				
3		hexachlorobenzene	1.441	1.526	-5.9	94	0.00	2.63- 2.69
4	A	alpha-BHC		----------NA----------				
5	MA	gamma-BHC		----------NA----------				
6	MA	Heptachlor		----------NA----------				
7	B	beta-BHC		----------NA----------				
8	B	delta-BHC		----------NA----------				
9	MB	Aldrin		----------NA----------				
10		alachlor	0.160	0.184	-15.0	101	0.00	4.08- 4.14
11	B	Heptachlor Epoxide		----------NA----------				
12	B	gamma-Chlordane		----------NA----------				
13	B	alpha-Chlordane		----------NA----------				
14	A	Endosulfan I		----------NA----------				
15	B	4,4'-DDE		----------NA----------				
16	MA	Dieldrin		----------NA----------				
17	MA	Endrin		----------NA----------				
18	A	4,4'-DDD		----------NA----------				
19	B	Endosulfan II		----------NA----------				
20	MA	4,4'-DDT		----------NA----------				
21	B	Endrin Aldehyde		----------NA----------				
22	B	Endosulfan Sulfate		----------NA----------				
23	A	Methoxychlor		----------NA----------				
24		Mirex		----------NA----------				
25	B	Endrin Ketone		----------NA----------				
26	SA	Decachlorobiphenyl		----------NA----------				
27	I	1-bromo-2-nitrobenzene	1.000	1.000	0.0	0#	0.00	1.07- 2.07
28	L8	Toxaphene{A}		----------NA----------				
29	L8	Toxaphene{B}		----------NA----------				
30	L8	Toxaphene{C}		----------NA----------				
31	L8	Toxaphene{D}		----------NA----------				
32	L8	Toxaphene{E}		----------NA----------				
33	I	1-bromo-2-nitrobenzene	1.000	1.000	0.0	0#	0.00	1.07- 2.07
34		Chlordane {A}		----------NA----------				
35		Chlordane {B}		----------NA----------				
36		Chlordane {C}		----------NA----------				
37		Chlordane {D}		----------NA----------				
38		Chlordane {E}		----------NA----------				

Initial Calibration Verification

Job Number: JD30019 **Sample:** G8G1645-ICV1645
Account: SESINJPB SESI Consulting Engineers **Lab FileID:** 8G39327.D
Project: Ossining Investigation, 136-140 Croton Avnue, Ossining, NY

***** Signal #2 *****

1	I	1-bromo-2-nitrobenzene	1.000	1.000	0.0	88	0.00	1.54- 2.54
2	SAB	Tetrachloro-m-xylene		----------NA----------				
3		hexachlorobenzene	1.209	1.391	-15.1	104	0.00	3.54- 3.60
4	A	alpha-BHC		----------NA----------				
5	MA	gamma-BHC		----------NA----------				
6	MA	Heptachlor		----------NA----------				
7	B	beta-BHC		----------NA----------				
8	B	delta-BHC		----------NA----------				
9	MB	Aldrin		----------NA----------				
10		alachlor	0.123	0.147	-19.5	104	0.00	5.06- 5.12
11	B	Heptachlor Epoxide		----------NA----------				
12	B	gamma-Chlordane		----------NA----------				
13	B	alpha-Chlordane		----------NA----------				
14	A	Endosulfan I		----------NA----------				
15	B	4,4'-DDE		----------NA----------				
16	MA	Dieldrin		----------NA----------				
17	MA	Endrin		----------NA----------				
18	A	4,4'-DDD		----------NA----------				
19	B	Endosulfan II		----------NA----------				
20	MA	4,4'-DDT		----------NA----------				
21	B	Endrin Aldehyde		----------NA----------				
22	B	Endosulfan Sulfate		----------NA----------				
23	A	Methoxychlor		----------NA----------				
24		Mirex		----------NA----------				
25	B	Endrin Ketone		----------NA----------				
26	SA	Decachlorobiphenyl		----------NA----------				
27	I	1-bromo-2-nitrobenzene	1.000	1.000	0.0	0#	0.00	1.54- 2.54
28	L8	Toxaphene{A}		----------NA----------				
29	L8	Toxaphene{B}		----------NA----------				
30	L8	Toxaphene{C}		----------NA----------				
31	L8	Toxaphene{D}		----------NA----------				
32	L8	Toxaphene{E}		----------NA----------				
33	I	1-bromo-2-nitrobenzene	1.000	1.000	0.0	0#	0.00	1.54- 2.54
34		Chlordane {A}		----------NA----------				
35		Chlordane {B}		----------NA----------				
36		Chlordane {C}		----------NA----------				
37		Chlordane {D}		----------NA----------				
38		Chlordane {E}		----------NA----------				

(#) = Out of Range SPCC's out = 0 CCC's out = 0
8g39317.d 8PST1645.M Tue Jul 13 23:09:45 2021

10.9.14 10

Continuing Calibration Summary

Job Number: JD30019 **Sample:** G8G1696-CC1645
Account: SESINJPB SESI Consulting Engineers **Lab FileID:** 8G40138.D
Project: Ossining Investigation, 136-140 Croton Avnue, Ossining, NY

Evaluate Continuing Calibration Report

Signal #1 : C:\msdchem\1\DATA\8G1696\8g40138.d\ECD1A.ch Vial: 2
Signal #2 : C:\msdchem\1\DATA\8G1696\8g40138.d\ECD2B.ch
Acq On : 22 Aug 2021 10:46 pm Operator: christp
Sample : cc1645-25 Inst : GC8G
Misc : op34923,g8g1696,15.7,,,10,1 Multiplr: 1.00
IntFile Signal #1: autoint1.e IntFile Signal #2: autoint2.e

Method : C:\MSDCHEM\1\METHODS\8PST1645.M (ChemStation Integrator)
Title : PEST/PCB
Last Update : Tue Aug 17 23:29:22 2021
Response via : Multiple Level Calibration

Min. RRF : 0.000 Min. Rel. Area : 50% Max. R.T. Dev 0.50min
Max. RRF Dev : 20% Max. Rel. Area : 150%

		Compound	AvgRF	CCRF	%Dev	Area%	Dev(min)	RT Window
1	I	1-bromo-2-nitrobenzene	1.000	1.000	0.0	87	0.01	1.07- 2.07
2	SAB	Tetrachloro-m-xylene	0.895	0.918	-2.6	91	0.00	2.26- 2.32
3		hexachlorobenzene	1.441	1.473	-2.2	89	0.00	2.63- 2.69
4	A	alpha-BHC	1.155	1.098	4.9	85	0.00	2.77- 2.83
5	MA	gamma-BHC	1.090	1.054	3.3	87	0.00	3.08- 3.14
6	MA	Heptachlor	1.118	0.996	10.9	81	0.00	3.58- 3.64
7	B	beta-BHC	0.543	0.553	-1.8	92	0.00	3.17- 3.23
8	B	delta-BHC	0.965	0.839	13.1	75	0.00	3.35- 3.41
9	MB	Aldrin	0.977	0.892	8.7	82	0.00	3.91- 3.97
10		alachlor	0.160	0.160	0.0	86	0.00	4.07- 4.13
11	B	Heptachlor Epoxide	1.013	0.949	6.3	87	0.00	4.62- 4.68
12	B	gamma-Chlordane	1.023	0.895	12.5	80	0.00	4.79- 4.85
13	B	alpha-Chlordane	1.026	0.910	11.3	81	0.00	4.95- 5.01
14	A	Endosulfan I	1.057	0.916	13.3	83	0.00	5.13- 5.19
15	B	4,4'-DDE	0.894	0.868	2.9	84	0.00	5.08- 5.14
16	MA	Dieldrin	0.971	0.905	6.8	84	0.00	5.44- 5.50
17	MA	Endrin	0.960	0.933	2.8	86	0.00	5.76- 5.82
18	A	4,4'-DDD	0.709	0.666	6.1	83	0.00	5.91- 5.97
19	B	Endosulfan II	0.891	0.843	5.4	85	0.00	6.08- 6.14
20	MA	4,4'-DDT	0.771	0.669	13.2	74	0.00	6.31- 6.37
21	B	Endrin Aldehyde	0.772	0.668	13.5	78	0.00	6.70- 6.76
22	B	Endosulfan Sulfate	0.886	0.832	6.1	85	0.00	7.37- 7.43
23	A	Methoxychlor	0.508	0.453	10.8	83	0.00	7.10- 7.16
24		Mirex	0.872	0.819	6.1	86	0.00	7.22- 7.28
25	B	Endrin Ketone	1.005	0.900	10.4	79	0.00	7.80- 7.86
26	SA	Decachlorobiphenyl	1.087	1.098	-1.0	89	0.00	9.62- 9.68
*****		Signal #2 *****						
1	I	1-bromo-2-nitrobenzene	1.000	1.000	0.0	75	0.01	1.54- 2.54
2	SAB	Tetrachloro-m-xylene	0.792	0.840	-6.1	78	0.00	2.97- 3.03
3		hexachlorobenzene	1.209	1.505	-24.5#	96	0.00	3.53- 3.59
4	A	alpha-BHC	1.276	1.406	-10.2	85	0.00	3.70- 3.76
5	MA	gamma-BHC	1.130	1.066	5.7	71	0.00	4.15- 4.21
6	MA	Heptachlor	1.075	1.131	-5.2	80	0.00	4.76- 4.82
7	B	beta-BHC	0.479	0.434	9.4	70	0.00	4.25- 4.31
8	B	delta-BHC	1.092	1.095	-0.3	75	0.00	4.67- 4.73
9	MB	Aldrin	1.043	1.135	-8.8	83	0.00	5.23- 5.29
10		alachlor	0.123	0.135	-9.8	81	0.00	5.03- 5.09
11	B	Heptachlor Epoxide	0.963	1.023	-6.2	81	0.00	6.08- 6.14
12	B	gamma-Chlordane	0.980	1.018	-3.9	79	0.00	6.37- 6.43

Continuing Calibration Summary

Job Number: JD30019 **Sample:** G8G1696-CC1645
Account: SESINJPB SESI Consulting Engineers **Lab FileID:** 8G40138.D
Project: Ossining Investigation, 136-140 Croton Avnue, Ossining, NY

13	B	alpha-Chlordane	0.952	0.988	-3.8	79	0.00	6.60- 6.66
14	A	Endosulfan I	0.896	0.981	-9.5	83	0.00	6.70- 6.76
15	B	4,4'-DDE	0.929	1.002	-7.9	82	0.00	6.87- 6.93
16	MA	Dieldrin	0.960	1.010	-5.2	79	0.00	7.15- 7.21
17	MA	Endrin	0.941	1.002	-6.5	81	0.00	7.66- 7.72
18	A	4,4'-DDD	0.760	0.783	-3.0	78	0.00	7.84- 7.90
19	B	Endosulfan II	0.829	0.895	-8.0	82	0.00	8.02- 8.08
20	MA	4,4'-DDT	0.722	0.590	18.3	60	0.00	8.38- 8.44
21	B	Endrin Aldehyde	0.659	0.654	0.8	76	0.00	8.60- 8.66
22	B	Endosulfan Sulfate	0.779	0.840	-7.8	82	0.00	9.08- 9.14
23	A	Methoxychlor	0.368	0.361	1.9	72	0.00	9.63- 9.69
24		Mirex	0.605	0.653	-7.9	83	0.00	9.98-10.04
25	B	Endrin Ketone	0.862	0.811	5.9	74	0.00	10.05-10.11
26	SA	Decachlorobiphenyl	0.779	0.949	-21.8#	96	0.00	12.13-12.19

(#) = Out of Range SPCC's out = 0 CCC's out = 0
8g39317.d 8PST1645.M Mon Aug 23 00:26:01 2021

10.9.15 10

Continuing Calibration Summary

Job Number: JD30019 **Sample:** G8G1696-CC1645
Account: SESINJPB SESI Consulting Engineers **Lab FileID:** 8G40159.D
Project: Ossining Investigation, 136-140 Croton Avnue, Ossining, NY

Evaluate Continuing Calibration Report

```
Signal #1 : C:\msdchem\1\data\sy...96\8g40159.d\ECD1A.ch Vial: 4
Signal #2 : C:\msdchem\1\data\syrap\8g1696\8g40159.d\ECD2B.ch
Acq On    : 23 Aug 2021   5:16 am                    Operator: christp
Sample    : cc1645-50                                Inst    : GC8G
Misc      : op34973,g8g1696,15.7,,,10,1              Multiplr: 1.00
IntFile Signal #1: autoint1.e   IntFile Signal #2: autoint2.e

Method       : C:\MSDCHEM\1\METHODS\8pst1645.m (ChemStation Integrator)
Title        : PEST/PCB
Last Update  : Mon Aug 23 20:51:16 2021
Response via : Multiple Level Calibration

Min. RRF     :   0.000  Min. Rel. Area :  50%  Max. R.T. Dev  0.50min
Max. RRF Dev :  20%     Max. Rel. Area : 150%
```

		Compound	AvgRF	CCRF	%Dev	Area%	Dev(min)	RT Window
1	I	1-bromo-2-nitrobenzene	1.000	1.000	0.0	86	0.00	1.07- 2.07
2	SAB	Tetrachloro-m-xylene	0.895	0.981	-9.6	97	0.00	2.26- 2.32
3		hexachlorobenzene	1.441	1.522	-5.6	95	0.00	2.63- 2.69
4	A	alpha-BHC	1.155	1.268	-9.8	92	0.00	2.77- 2.83
5	MA	gamma-BHC	1.090	1.211	-11.1	94	0.00	3.08- 3.14
6	MA	Heptachlor	1.118	1.117	0.1	87	0.00	3.58- 3.64
7	B	beta-BHC	0.543	0.607	-11.8	101	0.00	3.17- 3.23
8	B	delta-BHC	0.965	1.078	-11.7	88	0.00	3.35- 3.41
9	MB	Aldrin	0.977	1.035	-5.9	89	0.00	3.91- 3.97
10		alachlor	0.160	0.186	-16.2	103	0.00	4.07- 4.13
11	B	Heptachlor Epoxide	1.013	1.055	-4.1	94	0.00	4.62- 4.68
12	B	gamma-Chlordane	1.023	1.031	-0.8	89	0.00	4.79- 4.85
13	B	alpha-Chlordane	1.026	1.036	-1.0	90	0.00	4.96- 5.02
14	A	Endosulfan I	1.057	1.049	0.8	93	0.00	5.13- 5.19
15	B	4,4'-DDE	0.894	0.985	-10.2	91	0.00	5.08- 5.14
16	MA	Dieldrin	0.971	1.043	-7.4	92	0.00	5.44- 5.50
17	MA	Endrin	0.960	1.013	-5.5	89	0.00	5.76- 5.82
18	A	4,4'-DDD	0.709	0.821	-15.8	96	0.00	5.90- 5.96
19	B	Endosulfan II	0.891	0.936	-5.1	92	0.00	6.08- 6.14
20	MA	4,4'-DDT	0.771	0.760	1.4	80	0.00	6.31- 6.37
21	B	Endrin Aldehyde	0.772	0.775	-0.4	89	0.00	6.70- 6.76
22	B	Endosulfan Sulfate	0.886	0.889	-0.3	90	0.00	7.37- 7.43
23	A	Methoxychlor	0.508	0.488	3.9	88	0.00	7.10- 7.16
24		Mirex	0.872	0.862	1.1	93	0.00	7.22- 7.28
25	B	Endrin Ketone	1.005	0.947	5.8	81	0.00	7.80- 7.86
26	SA	Decachlorobiphenyl	1.087	1.065	2.0	89	0.00	9.61- 9.67
27	I	1-bromo-2-nitrobenzene	1.000	1.000	0.0	86	0.00	1.07- 2.07
28	L8	Toxaphene{A}		----------NA----------				
29	L8	Toxaphene{B}		----------NA----------				
30	L8	Toxaphene{C}		----------NA----------				
31	L8	Toxaphene{D}		----------NA----------				
32	L8	Toxaphene{E}		----------NA----------				
33	I	1-bromo-2-nitrobenzene	1.000	1.000	0.0	88	0.00	1.07- 2.07
34		Chlordane {A}		----------NA----------				
35		Chlordane {B}		----------NA----------				
36		Chlordane {C}		----------NA----------				
37		Chlordane {D}		----------NA----------				
38		Chlordane {E}		----------NA----------				

Continuing Calibration Summary

Job Number: JD30019 **Sample:** G8G1696-CC1645
Account: SESINJPB SESI Consulting Engineers **Lab FileID:** 8G40159.D
Project: Ossining Investigation, 136-140 Croton Avnue, Ossining, NY

***** Signal #2 *****

1	I	1-bromo-2-nitrobenzene	1.000	1.000	0.0	77	0.00	1.54- 2.54
2	SAB	Tetrachloro-m-xylene	0.792	0.887	-12.0	84	0.00	2.97- 3.03
3		hexachlorobenzene	1.209	1.569	-29.8#	104	0.00	3.53- 3.59
4	A	alpha-BHC	1.276	1.559	-22.2#	93	0.00	3.70- 3.76
5	MA	gamma-BHC	1.130	1.328	-17.5	88	0.00	4.16- 4.22
6	MA	Heptachlor	1.075	1.214	-12.9	87	0.00	4.76- 4.82
7	B	beta-BHC	0.479	0.481	-0.4	80	0.00	4.25- 4.31
8	B	delta-BHC	1.092	1.247	-14.2	85	0.00	4.67- 4.73
9	MB	Aldrin	1.043	1.254	-20.2#	92	0.00	5.23- 5.29
10		alachlor	0.123	0.140	-13.8	90	0.00	5.03- 5.09
11	B	Heptachlor Epoxide	0.963	1.106	-14.8	88	0.00	6.08- 6.14
12	B	gamma-Chlordane	0.980	1.116	-13.9	89	0.00	6.37- 6.43
13	B	alpha-Chlordane	0.952	1.081	-13.6	89	0.00	6.60- 6.66
14	A	Endosulfan I	0.896	1.042	-16.3	90	0.00	6.70- 6.76
15	B	4,4'-DDE	0.929	1.095	-17.9	89	0.00	6.87- 6.93
16	MA	Dieldrin	0.960	1.105	-15.1	88	0.00	7.15- 7.21
17	MA	Endrin	0.941	1.029	-9.4	85	0.00	7.66- 7.72
18	A	4,4'-DDD	0.760	0.851	-12.0	86	0.00	7.84- 7.90
19	B	Endosulfan II	0.829	0.889	-7.2	83	0.00	8.02- 8.08
20	MA	4,4'-DDT	0.722	0.665	7.9	67	0.00	8.38- 8.44
21	B	Endrin Aldehyde	0.659	0.757	-14.9	91	0.00	8.60- 8.66
22	B	Endosulfan Sulfate	0.779	0.856	-9.9	85	0.00	9.07- 9.13
23	A	Methoxychlor	0.368	0.367	0.3	74	0.00	9.63- 9.69
24		Mirex	0.605	0.639	-5.6	84	0.00	9.98-10.04
25	B	Endrin Ketone	0.862	0.774	10.2	71	0.00	10.05-10.11
26	SA	Decachlorobiphenyl	0.779	0.864	-10.9	91	0.00	12.13-12.19
27	I	1-bromo-2-nitrobenzene	1.000	1.000	0.0	78	0.00	1.54- 2.54
28	L8	Toxaphene{A}		----------NA----------				
29	L8	Toxaphene{B}		----------NA----------				
30	L8	Toxaphene{C}		----------NA----------				
31	L8	Toxaphene{D}		----------NA----------				
32	L8	Toxaphene{E}		----------NA----------				
33	I	1-bromo-2-nitrobenzene	1.000	1.000	0.0	80	0.00	1.54- 2.54
34		Chlordane {A}		----------NA----------				
35		Chlordane {B}		----------NA----------				
36		Chlordane {C}		----------NA----------				
37		Chlordane {D}		----------NA----------				
38		Chlordane {E}		----------NA----------				

(#) = Out of Range SPCC's out = 0 CCC's out = 0
8g40123.d 8pst1645.m Mon Aug 23 21:27:23 2021

10.9.16 10

Initial Calibration Summary

Job Number: JD30019 **Sample:** GRK50-ICC50
Account: SESINJPB SESI Consulting Engineers **Lab FileID:** RK1855.D
Project: Ossining Investigation, 136-140 Croton Avnue, Ossining, NY

Response Factor Report GCRK

Method : C:\MSDCHEM\1\METHODS\RKPCB50.M (ChemStation Integrator)
Title :
Last Update : Sun Jul 25 08:32:03 2021
Response via : Initial Calibration

Calibration Files
50 =rk1852.d 250 =rk1853.d 500 =rk1854.d 1000=rk1855.d
2000 =rk1856.d 3000 =rk1857.d

	Compound	50	250	500	1000	2000	3000	Avg	%RSD
1) S	Tetrachloro-m-xylen	1.423	1.527	1.488	1.541	1.492	1.508	1.497 E7	2.77
2)	AR1221-A				1.027			1.027 E5	0.00
3)	AR1221-B				1.636			1.636 E5	0.00
4)	AR1221-C				4.983			4.983 E5	0.00
5)	AR1221-D				7.873			7.873 E4	0.00
6)	AR1221-E				4.742			4.742 E4	0.00
7)	AR1232-A				3.790			3.790 E5	0.00
8)	AR1232-B				2.671			2.671 E5	0.00
9)	AR1232-C				5.762			5.762 E5	0.00
10)	AR1232-D				2.173			2.173 E5	0.00
11)	AR1232-E				2.117			2.117 E5	0.00
12)	AR1242-A				4.539			4.539 E5	0.00
13)	AR1242-B				1.053			1.053 E6	0.00
14)	AR1242-C				3.948			3.948 E5	0.00
15)	AR1242-D				6.203			6.203 E5	0.00
16)	AR1242-E				4.257			4.257 E5	0.00
17)	AR1248-A				2.322			2.322 E5	0.00
18)	AR1248-B				6.920			6.920 E5	0.00
19)	AR1248-C				9.459			9.459 E5	0.00
20)	AR1248-D				6.456			6.456 E5	0.00
21)	AR1248-E				5.929			5.929 E5	0.00
22)	AR1248-F				1.114			1.114 E6	0.00
23)	AR1248-G				9.328			9.328 E5	0.00
24)	AR1254-A				5.314			5.314 E5	0.00
25)	AR1254-B				1.074			1.074 E6	0.00
26)	AR1254-C				5.905			5.905 E5	0.00
27)	AR1254-D				1.037			1.037 E6	0.00
28)	AR1254-E				7.698			7.698 E5	0.00
29)	AR1254-F				7.138			7.138 E5	0.00
30)	AR1254-G				1.083			1.083 E6	0.00
31)	AR1016-A	3.281	3.118	2.913	2.888	2.676	2.635	2.918 E5	8.55
32)	AR1016-B	5.960	5.956	5.592	5.545	5.151	5.073	5.546 E5	6.85
33)	AR1016-C	1.339	1.319	1.279	1.306	1.238	1.229	1.285 E6	3.47
34)	AR1016-D	5.102	5.064	4.831	4.827	4.615	4.572	4.835 E5	4.54
35)	AR1016-E	5.374	5.259	5.008	5.051	4.811	4.836	5.057 E5	4.45
36)	AR1260-A	1.236	1.236	1.203	1.246	1.201	1.207	1.222 E6	1.65
37)	AR1260-B	7.183	7.121	6.882	7.059	6.772	6.362	6.897 E5	4.40
38)	AR1260-C	7.644	7.255	7.266	7.427	7.117	7.142	7.309 E5	2.71
39)	AR1260-D	1.557	1.641	1.613	1.687	1.611	1.573	1.614 E6	2.89
40)	AR1260-E	1.784	1.747	1.684	1.736	1.670	1.674	1.716 E6	2.72
41)	AR1262-A				8.244			8.244 E5	0.00
42)	AR1262-B				1.068			1.068 E6	0.00
43)	AR1262-C				9.799			9.799 E5	0.00
44)	AR1262-D				2.063			2.063 E6	0.00
45)	AR1262-E				2.346			2.346 E6	0.00
46)	AR1268-A				2.254			2.254 E6	0.00
47)	AR1268-B				2.228			2.228 E6	0.00

Initial Calibration Summary

Job Number: JD30019 **Sample:** GRK50-ICC50
Account: SESINJPB SESI Consulting Engineers **Lab FileID:** RK1855.D
Project: Ossining Investigation, 136-140 Croton Avnue, Ossining, NY

48)		AR1268-C				1.818			1.818	E6	0.00
49)		AR1268-D				7.866			7.866	E5	0.00
50)		AR1268-E				5.764			5.764	E6	0.00
51)	S	Decachlorobiphenyl	1.518	1.464	1.409	1.450	1.391	1.405	1.440	E7	3.31

Signal #2

1)	S	Tetrachloro-m-xylen	5.315	6.330	6.453	6.859	6.628	6.692	6.380	E7	8.67
2)		AR1221-A				4.789			4.789	E5	0.00
3)		AR1221-B				8.081			8.081	E5	0.00
4)		AR1221-C				2.023			2.023	E6	0.00
5)		AR1221-D				4.850			4.850	E5	0.00
6)		AR1221-E				3.898			3.898	E5	0.00
7)		AR1232-A				1.521			1.521	E6	0.00
8)		AR1232-B				1.227			1.227	E6	0.00
9)		AR1232-C				2.724			2.724	E6	0.00
10)		AR1232-D				1.074			1.074	E6	0.00
11)		AR1232-E				6.747			6.747	E5	0.00
12)		AR1242-A				2.301			2.301	E6	0.00
13)		AR1242-B				4.885			4.885	E6	0.00
14)		AR1242-C				1.943			1.943	E6	0.00
15)		AR1242-D				1.386			1.386	E6	0.00
16)		AR1242-E				1.854			1.854	E6	0.00
17)		AR1248-A				1.117			1.117	E6	0.00
18)		AR1248-B				3.107			3.107	E6	0.00
19)		AR1248-C				1.669			1.669	E6	0.00
20)		AR1248-D				2.130			2.130	E6	0.00
21)		AR1248-E				2.395			2.395	E6	0.00
22)		AR1248-F				3.104			3.104	E6	0.00
23)		AR1248-G				2.747			2.747	E6	0.00
24)		AR1254-A				2.826			2.826	E6	0.00
25)		AR1254-B				2.970			2.970	E6	0.00
26)		AR1254-C				2.299			2.299	E6	0.00
27)		AR1254-D				4.940			4.940	E6	0.00
28)		AR1254-E				5.376			5.376	E6	0.00
29)		AR1254-F				3.339			3.339	E6	0.00
30)		AR1254-G				3.771			3.771	E6	0.00
31)		AR1016-A	1.338	1.266	1.189	1.216	1.118	1.102	1.205	E6	7.42
32)		AR1016-B	2.862	2.880	2.733	2.758	2.538	2.482	2.709	E6	6.10
33)		AR1016-C	6.680	6.333	5.998	5.994	5.541	5.412	5.993	E6	7.93
34)		AR1016-D	2.656	2.462	2.323	2.347	2.182	2.150	2.353	E6	7.96
35)		AR1016-E	1.723	1.689	1.610	1.623	1.516	1.499	1.610	E6	5.58
36)		AR1260-A	4.492	4.823	4.227	4.486	4.311	4.289	4.438	E6	4.90
37)		AR1260-B	2.731	2.836	2.591	2.663	2.531	2.520	2.645	E6	4.65
38)		AR1260-C	2.662	2.716	2.693	2.751	2.624	2.620	2.677	E6	1.94
39)		AR1260-D	6.272	6.660	6.523	6.639	6.238	6.152	6.414	E6	3.43
40)		AR1260-E	6.256	6.361	6.227	6.418	6.138	6.189	6.265	E6	1.69
41)		AR1262-A				3.041			3.041	E6	0.00
42)		AR1262-B				4.215			4.215	E6	0.00
43)		AR1262-C				3.493			3.493	E6	0.00
44)		AR1262-D				7.865			7.865	E6	0.00
45)		AR1262-E				8.961			8.961	E6	0.00
46)		AR1268-A				8.743			8.743	E6	0.00
47)		AR1268-B				8.967			8.967	E6	0.00
48)		AR1268-C				7.200			7.200	E6	0.00
49)		AR1268-D				2.868			2.868	E6	0.00
50)		AR1268-E				2.045			2.045	E7	0.00
51)	S	Decachlorobiphenyl	5.096	5.074	4.916	5.039	4.843	4.834	4.967	E7	2.36

(#) = Out of Range

Initial Calibration Summary

Job Number: JD30019 **Sample:** GRK50-ICC50
Account: SESINJPB SESI Consulting Engineers **Lab FileID:** RK1855.D
Project: Ossining Investigation, 136-140 Croton Avnue, Ossining, NY

RKPCB50.M Mon Jul 26 15:52:09 2021

Initial Calibration Verification

Job Number: JD30019 **Sample:** GRK50-ICV50
Account: SESINJPB SESI Consulting Engineers **Lab FileID:** RK1858.D
Project: Ossining Investigation, 136-140 Croton Avnue, Ossining, NY

Evaluate Continuing Calibration Report

```
Signal #1 : C:\msdchem\1\DATA\rk50\rk1858.d\ECD1A.ch     Vial: 12
Signal #2 : C:\msdchem\1\DATA\rk50\rk1858.d\ECD2B.ch
Acq On    : 23 Jul 2021  10:29 pm                    Operator: kristis
Sample    : icv50-1000                               Inst    : GCRK
Misc      : op34420,grk50,15.0,,,10,1                Multiplr: 1.00
IntFile Signal #1: autoint1.e   IntFile Signal #2: autoint2.e

Method       : C:\MSDCHEM\1\METHODS\RKPCB50.M (ChemStation Integrator)
Title        :
Last Update  : Sun Jul 25 08:10:39 2021
Response via : Multiple Level Calibration

Min. RRF     :   0.000  Min. Rel. Area :  50%  Max. R.T. Dev  0.50min
Max. RRF Dev :  20%     Max. Rel. Area : 150%
```

	Compound	AvgRF	CCRF	%Dev	Area%	Dev(min)	RT Window
1 S	Tetrachloro-m-xylene	14.967	15.817 E6	-5.7	103	0.00	2.76- 2.82
31	AR1016-A	291.838	292.614 E3	-0.3	101	0.00	3.13- 3.19
32	AR1016-B	554.603	568.377 E3	-2.5	103	0.00	3.53- 3.59
33	AR1016-C	1.285	1.331 E6	-3.6	102	0.00	4.07- 4.13
34	AR1016-D	483.509	500.872 E3	-3.6	104	0.00	4.23- 4.29
35	AR1016-E	505.671	515.213 E3	-1.9	102	0.00	4.74- 4.80
36	AR1260-A	1.222	1.303 E6	-6.6	105	0.00	7.08- 7.14
37	AR1260-B	689.664	734.156 E3	-6.5	104	0.00	7.24- 7.30
38	AR1260-C	730.864	764.515 E3	-4.6	103	0.00	7.58- 7.64
39	AR1260-D	1.614	1.739 E6	-7.7	103	0.00	8.00- 8.06
40	AR1260-E	1.716	1.743 E6	-1.6	100	0.00	8.34- 8.50
51 S	Decachlorobiphenyl	14.396	14.572 E6	-1.2	100	0.00	9.92- 9.98
*****	Signal #2 *****						
1 S	Tetrachloro-m-xylene	63.796	70.077 E6	-9.8	102	0.00	3.71- 3.77
31	AR1016-A	1.205	1.237 E6	-2.7	102	0.00	4.38- 4.44
32	AR1016-B	2.709	2.817 E6	-4.0	102	0.00	4.96- 5.02
33	AR1016-C	5.993	6.081 E6	-1.5	101	0.00	5.60- 5.66
34	AR1016-D	2.353	2.414 E6	-2.6	103	0.00	5.79- 5.85
35	AR1016-E	1.610	1.635 E6	-1.6	101	0.00	6.46- 6.52
36	AR1260-A	4.438	4.683 E6	-5.5	104	0.00	9.09- 9.15
37	AR1260-B	2.645	2.770 E6	-4.7	104	0.00	9.21- 9.27
38	AR1260-C	2.677	2.752 E6	-2.8	100	0.00	9.64- 9.70
39	AR1260-D	6.414	6.734 E6	-5.0	101	0.00	9.99-10.05
40	AR1260-E	6.265	6.410 E6	-2.3	100	0.00	10.53-10.59
51 S	Decachlorobiphenyl	49.671	51.609 E6	-3.9	102	0.00	12.21-12.27

```
   (#) = Out of Range              SPCC's out = 0  CCC's out = 0
    rk1855.d   RKPCB50.M        Sun Jul 25 08:23:00 2021
```

10.9.18 10

Initial Calibration Verification

Job Number: JD30019 **Sample:** GRK50-ICV50
Account: SESINJPB SESI Consulting Engineers **Lab FileID:** RK1859.D
Project: Ossining Investigation, 136-140 Croton Avnue, Ossining, NY

Evaluate Continuing Calibration Report

```
Signal #1 : C:\msdchem\1\DATA\rk50\rk1859.d\ECD1A.ch     Vial: 13
Signal #2 : C:\msdchem\1\DATA\rk50\rk1859.d\ECD2B.ch
Acq On    : 23 Jul 2021  10:45 pm                    Operator: kristis
Sample    : icv50-1000                               Inst    : GCRK
Misc      : op34420,grk50,15.0,,,10,1                Multiplr: 1.00
IntFile Signal #1: autoint1.e   IntFile Signal #2: autoint2.e

Method       : C:\MSDCHEM\1\METHODS\RKPCB50.M (ChemStation Integrator)
Title        :
Last Update  : Sun Jul 25 08:32:03 2021
Response via : Multiple Level Calibration

Min. RRF     :   0.000  Min. Rel. Area :  50%  Max. R.T. Dev  0.50min
Max. RRF Dev :  20%     Max. Rel. Area : 150%
```

	Compound	AvgRF	CCRF	%Dev	Area%	Dev(min)	RT Window
2	AR1221-A	102.734	106.320 E3	-3.5	103	0.00	2.20- 2.40
3	AR1221-B	163.643	157.493 E3	3.8	96	0.00	2.86- 3.06
4	AR1221-C	498.274	466.951 E3	6.3	94	0.00	3.06- 3.26
5	AR1221-D	78.732	67.027 E3	14.9	85	0.00	3.46- 3.66
6	AR1221-E	47.421	41.156 E3	13.2	87	0.00	3.68- 3.88
24	AR1254-A	531.449	543.640 E3	-2.3	102	0.00	4.75- 5.75
25	AR1254-B	1.074	1.101 E6	-2.5	103	0.00	5.49- 5.69
26	AR1254-C	590.550	603.201 E3	-2.1	102	0.00	5.85- 6.05
27	AR1254-D	1.037	1.053 E6	-1.5	102	0.00	6.01- 6.21
28	AR1254-E	769.839	776.204 E3	-0.8	101	0.00	6.39- 6.59
29	AR1254-F	713.759	740.863 E3	-3.8	104	0.00	6.64- 6.84
30	AR1254-G	1.083	1.113 E6	-2.8	103	0.00	7.01- 7.21
*****	Signal #2 *****						
2	AR1221-A	478.883	452.495 E3	5.5	94	0.00	3.04- 3.24
3	AR1221-B	808.113	727.529 E3	10.0	90	0.00	4.03- 4.23
4	AR1221-C	2.023	1.807 E6	10.7	89	0.00	4.31- 4.51
5	AR1221-D	484.953	430.719 E3	11.2	89	0.00	4.23- 4.43
6	AR1221-E	389.810	349.156 E3	10.4	90	0.00	4.96- 5.16
24	AR1254-A	2.826	2.864 E6	-1.3	101	0.00	6.59- 7.59
25	AR1254-B	2.970	3.012 E6	-1.4	101	0.00	7.25- 7.45
26	AR1254-C	2.299	2.327 E6	-1.2	101	0.00	7.76- 7.96
27	AR1254-D	4.940	4.999 E6	-1.2	101	0.00	7.93- 8.13
28	AR1254-E	5.376	5.457 E6	-1.5	102	0.00	8.24- 8.44
29	AR1254-F	3.339	3.429 E6	-2.7	103	0.00	8.75- 8.95
30	AR1254-G	3.771	3.826 E6	-1.5	101	0.00	9.02- 9.22

```
   (#) = Out of Range              SPCC's out = 0  CCC's out = 0
    rk1855.d   RKPCB50.M        Sun Jul 25 08:35:23 2021
```

10.9.19 10

Initial Calibration Verification

Job Number: JD30019 **Sample:** GRK50-ICV50
Account: SESINJPB SESI Consulting Engineers **Lab FileID:** RK1860.D
Project: Ossining Investigation, 136-140 Croton Avnue, Ossining, NY

Evaluate Continuing Calibration Report

```
Signal #1 : C:\msdchem\1\DATA\rk50\rk1860.d\ECD1A.ch     Vial: 14
Signal #2 : C:\msdchem\1\DATA\rk50\rk1860.d\ECD2B.ch
Acq On    : 23 Jul 2021  11:01 pm                    Operator: kristis
Sample    : icv50-1000                               Inst    : GCRK
Misc      : op34420,grk50,15.0,,,10,1                Multiplr: 1.00
IntFile Signal #1: autoint1.e   IntFile Signal #2: autoint2.e

Method       : C:\MSDCHEM\1\METHODS\RKPCB50.M (ChemStation Integrator)
Title        :
Last Update  : Sun Jul 25 08:10:39 2021
Response via : Multiple Level Calibration

Min. RRF     :   0.000  Min. Rel. Area :  50%  Max. R.T. Dev  0.50min
Max. RRF Dev :  20%     Max. Rel. Area : 150%
```

	Compound	AvgRF	CCRF	%Dev	Area%	Dev(min)	RT Window
7	AR1232-A	379.047	373.437 E3	1.5	99	0.00	3.06- 3.26
8	AR1232-B	267.142	268.242 E3	-0.4	100	0.00	3.46- 3.66
9	AR1232-C	576.249	578.706 E3	-0.4	100	0.00	4.00- 4.20
10	AR1232-D	217.273	219.278 E3	-0.9	101	0.00	4.16- 4.36
11	AR1232-E	211.711	215.005 E3	-1.6	102	0.00	4.67- 4.87
41	AR1262-A	824.401	809.123 E3	1.9	98	0.00	6.64- 6.84
42	AR1262-B	1.068	1.052 E6	1.5	98	0.00	7.17- 7.37
43	AR1262-C	979.888	962.436 E3	1.8	98	0.00	7.50- 7.70
44	AR1262-D	2.063	2.034 E6	1.4	99	0.00	7.93- 8.13
45	AR1262-E	2.346	2.323 E6	1.0	99	0.00	8.37- 8.57
*****	Signal #2 *****						
7	AR1232-A	1.521	1.470 E6	3.4	97	0.00	4.31- 4.51
8	AR1232-B	1.227	1.209 E6	1.5	99	0.00	4.89- 5.09
9	AR1232-C	2.724	2.682 E6	1.5	98	0.00	5.53- 5.73
10	AR1232-D	1.074	1.062 E6	1.1	99	0.00	5.72- 5.92
11	AR1232-E	674.698	673.261 E3	0.2	100	0.00	6.39- 6.59
41	AR1262-A	3.041	2.996 E6	1.5	98	0.00	8.49- 8.69
42	AR1262-B	4.215	4.188 E6	0.6	99	0.00	9.14- 9.34
43	AR1262-C	3.493	3.432 E6	1.7	98	0.00	9.57- 9.77
44	AR1262-D	7.865	7.727 E6	1.8	98	0.00	9.92-10.12
45	AR1262-E	8.961	8.760 E6	2.2	98	0.00	10.44-10.64

```
   (#) = Out of Range              SPCC's out = 0  CCC's out = 0
    rk1855.d   RKPCB50.M       Sun Jul 25 08:23:04 2021
```

10.9.20 10

Initial Calibration Verification

Job Number: JD30019 **Sample:** GRK50-ICV50
Account: SESINJPB SESI Consulting Engineers **Lab FileID:** RK1861.D
Project: Ossining Investigation, 136-140 Croton Avnue, Ossining, NY

Evaluate Continuing Calibration Report

```
Signal #1 : C:\msdchem\1\DATA\rk50\rk1861.d\ECD1A.ch     Vial: 15
Signal #2 : C:\msdchem\1\DATA\rk50\rk1861.d\ECD2B.ch
Acq On    : 23 Jul 2021  11:18 pm                    Operator: kristis
Sample    : icv50-1000                               Inst    : GCRK
Misc      : op34420,grk50,15.0,,,10,1                Multiplr: 1.00
IntFile Signal #1: autoint1.e   IntFile Signal #2: autoint2.e

Method       : C:\MSDCHEM\1\METHODS\RKPCB50.M (ChemStation Integrator)
Title        :
Last Update  : Sun Jul 25 08:10:39 2021
Response via : Multiple Level Calibration

Min. RRF     :   0.000  Min. Rel. Area :  50%  Max. R.T. Dev  0.50min
Max. RRF Dev :  20%     Max. Rel. Area : 150%
```

	Compound	AvgRF	CCRF	%Dev	Area%	Dev(min)	RT Window
12	AR1242-A	453.920	463.374 E3	-2.1	102	0.00	3.46- 3.66
13	AR1242-B	1.053	1.069 E6	-1.5	102	0.00	4.00- 4.20
14	AR1242-C	394.805	403.462 E3	-2.2	102	0.00	4.16- 4.36
15	AR1242-D	620.346	617.665 E3	0.4	100	0.00	4.41- 4.61
16	AR1242-E	425.706	425.707 E3	-0.0	100	0.00	4.67- 4.87
46	AR1268-A	2.254	2.270 E6	-0.7	101	0.00	8.37- 8.57
47	AR1268-B	2.228	2.263 E6	-1.6	102	0.00	8.43- 8.63
48	AR1268-C	1.818	1.832 E6	-0.8	101	0.00	8.70- 8.90
49	AR1268-D	786.637	797.782 E3	-1.4	101	0.00	9.19- 9.39
50	AR1268-E	5.764	5.800 E6	-0.6	101	0.00	9.59- 9.79
*****	Signal #2 *****						
12	AR1242-A	2.301	2.279 E6	1.0	99	0.00	4.89- 5.09
13	AR1242-B	4.885	4.889 E6	-0.1	100	0.00	5.53- 5.73
14	AR1242-C	1.943	1.946 E6	-0.2	100	0.00	5.72- 5.92
15	AR1242-D	1.386	1.342 E6	3.2	97	0.00	6.39- 6.59
16	AR1242-E	1.854	1.801 E6	2.9	97	0.00	6.99- 7.19
46	AR1268-A	8.743	8.836 E6	-1.1	101	0.00	10.44-10.64
47	AR1268-B	8.967	9.000 E6	-0.4	100	0.00	10.51-10.71
48	AR1268-C	7.200	7.212 E6	-0.2	100	0.00	10.89-11.09
49	AR1268-D	2.868	2.895 E6	-0.9	101	0.00	11.28-11.48
50	AR1268-E	20.450	20.363 E6	0.4	100	0.00	11.76-11.96

```
   (#) = Out of Range              SPCC's out = 0  CCC's out = 0
    rk1855.d   RKPCB50.M       Sun Jul 25 08:23:06 2021
```

10.9.21 10

Initial Calibration Verification

Job Number: JD30019 **Sample:** GRK50-ICV50
Account: SESINJPB SESI Consulting Engineers **Lab FileID:** RK1862.D
Project: Ossining Investigation, 136-140 Croton Avnue, Ossining, NY

Evaluate Continuing Calibration Report

```
Signal #1 : C:\msdchem\1\DATA\rk50\rk1862.d\ECD1A.ch     Vial: 16
Signal #2 : C:\msdchem\1\DATA\rk50\rk1862.d\ECD2B.ch
Acq On    : 23 Jul 2021  11:34 pm                    Operator: kristis
Sample    : icv50-1000                               Inst    : GCRK
Misc      : op34420,grk50,15.0,,,10,1                Multiplr: 1.00
IntFile Signal #1: autoint1.e   IntFile Signal #2: autoint2.e

Method       : C:\MSDCHEM\1\METHODS\RKPCB50.M (ChemStation Integrator)
Title        :
Last Update  : Sun Jul 25 08:10:39 2021
Response via : Multiple Level Calibration

Min. RRF     :   0.000  Min. Rel. Area :  50%  Max. R.T. Dev  0.50min
Max. RRF Dev :  20%     Max. Rel. Area : 150%
```

	Compound	AvgRF	CCRF	%Dev	Area%	Dev(min)	RT Window
17	AR1248-A	232.172	215.410 E3	7.2	93	0.00	3.46- 3.66
18	AR1248-B	691.972	675.166 E3	2.4	98	0.00	3.99- 4.19
19	AR1248-C	945.867	999.079 E3	-5.6	106	0.00	4.41- 4.61
20	AR1248-D	645.636	673.744 E3	-4.4	104	0.00	4.67- 4.87
21	AR1248-E	592.886	616.588 E3	-4.0	104	0.00	4.78- 4.98
22	AR1248-F	1.114	1.225 E6	-10.0	110	0.00	5.21- 5.41
23	AR1248-G	932.801	1046.093 E3	-12.1	112	0.00	5.10- 6.10
*****	Signal #2 *****						
17	AR1248-A	1.117	1.012 E6	9.4	91	0.00	4.88- 5.08
18	AR1248-B	3.107	3.004 E6	3.3	97	0.00	5.53- 5.73
19	AR1248-C	1.669	1.715 E6	-2.8	103	0.00	6.00- 6.20
20	AR1248-D	2.130	2.199 E6	-3.2	103	0.00	6.39- 6.59
21	AR1248-E	2.395	2.539 E6	-6.0	106	0.00	6.57- 6.77
22	AR1248-F	3.104	3.272 E6	-5.4	105	0.00	6.99- 7.19
23	AR1248-G	2.747	2.935 E6	-6.8	107	0.00	6.93- 7.93

```
   (#) = Out of Range              SPCC's out = 0  CCC's out = 0
    rk1855.d   RKPCB50.M        Sun Jul 25 08:23:08 2021
```

10.9.22 10

Continuing Calibration Summary

Job Number: JD30019 **Sample:** GRK78-CC50
Account: SESINJPB SESI Consulting Engineers **Lab FileID:** RK2910.D
Project: Ossining Investigation, 136-140 Croton Avnue, Ossining, NY

Evaluate Continuing Calibration Report

```
Signal #1 : C:\msdchem\1\data\rk2910.d\ECD1A.ch          Vial: 78
Signal #2 : C:\msdchem\1\data\rk2910.d\ECD2B.ch
Acq On    : 20 Aug 2021   5:16 pm                    Operator: christp
Sample    : cc50-1000                               Inst    : GCRK
Misc      : op34938,grk78,16.0,,,10,1               Multiplr: 1.00
IntFile Signal #1: autoint1.e   IntFile Signal #2: autoint2.e

Method       : C:\msdchem\1\methods\rkpcb50.m (ChemStation Integrator)
Title        :
Last Update  : Sun Jul 25 08:32:03 2021
Response via : Multiple Level Calibration

Min. RRF     :   0.000  Min. Rel. Area :  50%  Max. R.T. Dev  0.50min
Max. RRF Dev :  20%     Max. Rel. Area : 150%
```

		Compound	AvgRF	CCRF	%Dev	Area%	Dev(min)	RT Window
1	S	Tetrachloro-m-xylene	14.967	16.232 E6	-8.5	105	0.00	2.77- 2.83
2		AR1221-A		----------NA----------				
3		AR1221-B		----------NA----------				
4		AR1221-C		----------NA----------				
5		AR1221-D		----------NA----------				
6		AR1221-E		----------NA----------				
7		AR1232-A		----------NA----------				
8		AR1232-B		----------NA----------				
9		AR1232-C		----------NA----------				
10		AR1232-D		----------NA----------				
11		AR1232-E		----------NA----------				
12		AR1242-A		----------NA----------				
13		AR1242-B		----------NA----------				
14		AR1242-C		----------NA----------				
15		AR1242-D		----------NA----------				
16		AR1242-E		----------NA----------				
17		AR1248-A		----------NA----------				
18		AR1248-B		----------NA----------				
19		AR1248-C		----------NA----------				
20		AR1248-D		----------NA----------				
21		AR1248-E		----------NA----------				
22		AR1248-F		----------NA----------				
23		AR1248-G		----------NA----------				
24		AR1254-A		----------NA----------				
25		AR1254-B		----------NA----------				
26		AR1254-C		----------NA----------				
27		AR1254-D		----------NA----------				
28		AR1254-E		----------NA----------				
29		AR1254-F		----------NA----------				
30		AR1254-G		----------NA----------				
31		AR1016-A	291.838	303.936 E3	-4.1	105	0.00	3.14- 3.20
32		AR1016-B	554.603	565.239 E3	-1.9	102	0.00	3.53- 3.59
33		AR1016-C	1.285	1.312 E6	-2.1	100	0.00	4.08- 4.14
34		AR1016-D	483.509	488.879 E3	-1.1	101	0.00	4.24- 4.30
35		AR1016-E	505.671	497.486 E3	1.6	98	0.00	4.74- 4.80
36		AR1260-A	1.222	1.044 E6	14.6	84	0.01	7.10- 7.16
37		AR1260-B	689.664	599.358 E3	13.1	85	0.00	7.25- 7.31
38		AR1260-C	730.864	580.707 E3	20.5#	78	0.01	7.59- 7.65
39		AR1260-D	1.614	1.469 E6	9.0	87	0.01	8.02- 8.08
40		AR1260-E	1.716	1.351 E6	21.3#	78	0.02	8.36- 8.52
41		AR1262-A		----------NA----------				

Continuing Calibration Summary

Job Number: JD30019 **Sample:** GRK78-CC50
Account: SESINJPB SESI Consulting Engineers **Lab FileID:** RK2910.D
Project: Ossining Investigation, 136-140 Croton Avnue, Ossining, NY

42		AR1262-B		----------NA----------					
43		AR1262-C		----------NA----------					
44		AR1262-D		----------NA----------					
45		AR1262-E		----------NA----------					
46		AR1268-A		----------NA----------					
47		AR1268-B		----------NA----------					
48		AR1268-C		----------NA----------					
49		AR1268-D		----------NA----------					
50		AR1268-E		----------NA----------					
51	S	Decachlorobiphenyl	14.396	9.447 E6	34.4#	65	0.01	9.94-10.00	
*****		Signal #2 *****							
1	S	Tetrachloro-m-xylene	63.796	78.352 E6	-22.8#	114	0.00	3.71- 3.77	
2		AR1221-A		----------NA----------					
3		AR1221-B		----------NA----------					
4		AR1221-C		----------NA----------					
5		AR1221-D		----------NA----------					
6		AR1221-E		----------NA----------					
7		AR1232-A		----------NA----------					
8		AR1232-B		----------NA----------					
9		AR1232-C		----------NA----------					
10		AR1232-D		----------NA----------					
11		AR1232-E		----------NA----------					
12		AR1242-A		----------NA----------					
13		AR1242-B		----------NA----------					
14		AR1242-C		----------NA----------					
15		AR1242-D		----------NA----------					
16		AR1242-E		----------NA----------					
17		AR1248-A		----------NA----------					
18		AR1248-B		----------NA----------					
19		AR1248-C		----------NA----------					
20		AR1248-D		----------NA----------					
21		AR1248-E		----------NA----------					
22		AR1248-F		----------NA----------					
23		AR1248-G		----------NA----------					
24		AR1254-A		----------NA----------					
25		AR1254-B		----------NA----------					
26		AR1254-C		----------NA----------					
27		AR1254-D		----------NA----------					
28		AR1254-E		----------NA----------					
29		AR1254-F		----------NA----------					
30		AR1254-G		----------NA----------					
31		AR1016-A	1.205	1.327 E6	-10.1	109	0.00	4.39- 4.45	
32		AR1016-B	2.709	2.833 E6	-4.6	103	0.00	4.96- 5.02	
33		AR1016-C	5.993	6.068 E6	-1.3	101	0.00	5.60- 5.66	
34		AR1016-D	2.353	2.338 E6	0.6	100	0.00	5.79- 5.85	
35		AR1016-E	1.610	1.542 E6	4.2	95	0.00	6.46- 6.52	
36		AR1260-A	4.438	4.557 E6	-2.7	102	0.00	9.09- 9.15	
37		AR1260-B	2.645	2.478 E6	6.3	93	0.00	9.21- 9.27	
38		AR1260-C	2.677	2.451 E6	8.4	89	0.00	9.65- 9.71	
39		AR1260-D	6.414	6.083 E6	5.2	92	0.00	10.00-10.06	
40		AR1260-E	6.265	6.004 E6	4.2	94	0.00	10.54-10.60	
41		AR1262-A		----------NA----------					
42		AR1262-B		----------NA----------					
43		AR1262-C		----------NA----------					
44		AR1262-D		----------NA----------					
45		AR1262-E		----------NA----------					
46		AR1268-A		----------NA----------					
47		AR1268-B		----------NA----------					

Continuing Calibration Summary

Job Number: JD30019 **Sample:** GRK78-CC50
Account: SESINJPB SESI Consulting Engineers **Lab FileID:** RK2910.D
Project: Ossining Investigation, 136-140 Croton Avnue, Ossining, NY

48		AR1268-C		----------NA----------				
49		AR1268-D		----------NA----------				
50		AR1268-E		----------NA----------				
51	S	Decachlorobiphenyl	49.671	45.883 E6	7.6	91	0.00	12.22-12.27

(#) = Out of Range SPCC's out = 0 CCC's out = 0
rk1855.d rkpcb50.m Mon Aug 23 09:21:56 2021

10.9.23 10

Continuing Calibration Summary

Job Number: JD30019 **Sample:** GRK79-CC50
Account: SESINJPB SESI Consulting Engineers **Lab FileID:** RK2921.D
Project: Ossining Investigation, 136-140 Croton Avnue, Ossining, NY

Evaluate Continuing Calibration Report

```
Signal #1 : C:\msdchem\1\data\ch...k79\rk2921.d\ECD1A.ch Vial: 58
Signal #2 : C:\msdchem\1\data\chrisc2\rk79\rk2921.d\ECD2B.ch
Acq On    : 20 Aug 2021  10:41 pm                    Operator: rebeccak
Sample    : cc50-500                                 Inst    : GCRK
Misc      : op34974,grk79,15.0,,,10,1                Multiplr: 1.00
IntFile Signal #1: autoint1.e   IntFile Signal #2: autoint2.e

Method       : C:\MSDCHEM\1\METHODS\rkpcb50.m (ChemStation Integrator)
Title        :
Last Update  : Sun Aug 22 21:31:57 2021
Response via : Multiple Level Calibration

Min. RRF     :   0.000  Min. Rel. Area :  50%  Max. R.T. Dev  0.50min
Max. RRF Dev :  20%     Max. Rel. Area : 150%
```

		Compound	AvgRF	CCRF	%Dev	Area%	Dev(min)	RT Window
1	S	Tetrachloro-m-xylene	14.967	16.130 E6	-7.8	108	0.00	2.77- 2.83
2		AR1221-A		----------NA----------				
3		AR1221-B		----------NA----------				
4		AR1221-C		----------NA----------				
5		AR1221-D		----------NA----------				
6		AR1221-E		----------NA----------				
7		AR1232-A		----------NA----------				
8		AR1232-B		----------NA----------				
9		AR1232-C		----------NA----------				
10		AR1232-D		----------NA----------				
11		AR1232-E		----------NA----------				
12		AR1242-A		----------NA----------				
13		AR1242-B		----------NA----------				
14		AR1242-C		----------NA----------				
15		AR1242-D		----------NA----------				
16		AR1242-E		----------NA----------				
17		AR1248-A		----------NA----------				
18		AR1248-B		----------NA----------				
19		AR1248-C		----------NA----------				
20		AR1248-D		----------NA----------				
21		AR1248-E		----------NA----------				
22		AR1248-F		----------NA----------				
23		AR1248-G		----------NA----------				
24		AR1254-A		----------NA----------				
25		AR1254-B		----------NA----------				
26		AR1254-C		----------NA----------				
27		AR1254-D		----------NA----------				
28		AR1254-E		----------NA----------				
29		AR1254-F		----------NA----------				
30		AR1254-G		----------NA----------				
31		AR1016-A	291.838	319.408 E3	-9.4	110	0.00	3.14- 3.20
32		AR1016-B	554.603	584.010 E3	-5.3	104	0.00	3.53- 3.59
33		AR1016-C	1.285	1.300 E6	-1.2	102	0.00	4.08- 4.14
34		AR1016-D	483.509	499.713 E3	-3.4	103	0.00	4.24- 4.30
35		AR1016-E	505.671	513.163 E3	-1.5	102	0.00	4.74- 4.80
36		AR1260-A	1.222	1.079 E6	11.7	90	0.00	7.10- 7.16
37		AR1260-B	689.664	642.564 E3	6.8	93	0.00	7.25- 7.31
38		AR1260-C	730.864	605.708 E3	17.1	83	0.00	7.59- 7.65
39		AR1260-D	1.614	1.375 E6	14.8	85	0.00	8.02- 8.08
40		AR1260-E	1.716	1.430 E6	16.7	85	0.00	8.36- 8.52
41		AR1262-A		----------NA----------				

Continuing Calibration Summary

Job Number: JD30019 **Sample:** GRK79-CC50
Account: SESINJPB SESI Consulting Engineers **Lab FileID:** RK2921.D
Project: Ossining Investigation, 136-140 Croton Avnue, Ossining, NY

42		AR1262-B		----------NA----------					
43		AR1262-C		----------NA----------					
44		AR1262-D		----------NA----------					
45		AR1262-E		----------NA----------					
46		AR1268-A		----------NA----------					
47		AR1268-B		----------NA----------					
48		AR1268-C		----------NA----------					
49		AR1268-D		----------NA----------					
50		AR1268-E		----------NA----------					
51	S	Decachlorobiphenyl	14.396	10.423 E6	27.6#	74	0.00	9.94-10.00	
*****		Signal #2 *****							
1	S	Tetrachloro-m-xylene	63.796	76.694 E6	-20.2#	119	0.00	3.71- 3.77	
2		AR1221-A		----------NA----------					
3		AR1221-B		----------NA----------					
4		AR1221-C		----------NA----------					
5		AR1221-D		----------NA----------					
6		AR1221-E		----------NA----------					
7		AR1232-A		----------NA----------					
8		AR1232-B		----------NA----------					
9		AR1232-C		----------NA----------					
10		AR1232-D		----------NA----------					
11		AR1232-E		----------NA----------					
12		AR1242-A		----------NA----------					
13		AR1242-B		----------NA----------					
14		AR1242-C		----------NA----------					
15		AR1242-D		----------NA----------					
16		AR1242-E		----------NA----------					
17		AR1248-A		----------NA----------					
18		AR1248-B		----------NA----------					
19		AR1248-C		----------NA----------					
20		AR1248-D		----------NA----------					
21		AR1248-E		----------NA----------					
22		AR1248-F		----------NA----------					
23		AR1248-G		----------NA----------					
24		AR1254-A		----------NA----------					
25		AR1254-B		----------NA----------					
26		AR1254-C		----------NA----------					
27		AR1254-D		----------NA----------					
28		AR1254-E		----------NA----------					
29		AR1254-F		----------NA----------					
30		AR1254-G		----------NA----------					
31		AR1016-A	1.205	1.374 E6	-14.0	116	0.00	4.39- 4.45	
32		AR1016-B	2.709	3.024 E6	-11.6	111	0.00	4.96- 5.02	
33		AR1016-C	5.993	6.474 E6	-8.0	108	0.00	5.60- 5.66	
34		AR1016-D	2.353	2.565 E6	-9.0	110	0.00	5.79- 5.85	
35		AR1016-E	1.610	1.685 E6	-4.7	105	0.00	6.46- 6.52	
36		AR1260-A	4.438	4.131 E6	6.9	98	0.00	9.09- 9.15	
37		AR1260-B	2.645	2.616 E6	1.1	101	0.00	9.21- 9.27	
38		AR1260-C	2.677	2.519 E6	5.9	94	0.00	9.65- 9.71	
39		AR1260-D	6.414	6.041 E6	5.8	93	0.00	10.00-10.06	
40		AR1260-E	6.265	5.580 E6	10.9	90	0.00	10.54-10.60	
41		AR1262-A		----------NA----------					
42		AR1262-B		----------NA----------					
43		AR1262-C		----------NA----------					
44		AR1262-D		----------NA----------					
45		AR1262-E		----------NA----------					
46		AR1268-A		----------NA----------					
47		AR1268-B		----------NA----------					

Continuing Calibration Summary

Job Number: JD30019 **Sample:** GRK79-CC50
Account: SESINJPB SESI Consulting Engineers **Lab FileID:** RK2921.D
Project: Ossining Investigation, 136-140 Croton Avnue, Ossining, NY

48		AR1268-C		----------NA----------				
49		AR1268-D		----------NA----------				
50		AR1268-E		----------NA----------				
51	S	Decachlorobiphenyl	49.671	42.266 E6	14.9	86	0.00	12.22-12.28

(#) = Out of Range SPCC's out = 0 CCC's out = 0
rk2149.d rkpcb50.m Sun Aug 22 22:58:22 2021

10.9.24
10

Continuing Calibration Summary

Job Number: JD30019 **Sample:** GRK79-CC50
Account: SESINJPB SESI Consulting Engineers **Lab FileID:** RK2932.D
Project: Ossining Investigation, 136-140 Croton Avnue, Ossining, NY

Evaluate Continuing Calibration Report

```
Signal #1 : C:\msdchem\1\data\ch...k79\rk2932.d\ECD1A.ch Vial: 66
Signal #2 : C:\msdchem\1\data\chrisc2\rk79\rk2932.d\ECD2B.ch
Acq On    : 21 Aug 2021   1:43 am                    Operator: rebeccak
Sample    : cc50-1000                                Inst    : GCRK
Misc      : op34974,grk79,15.0,,,10,1                Multiplr: 1.00
IntFile Signal #1: autoint1.e   IntFile Signal #2: autoint2.e

Method       : C:\MSDCHEM\1\METHODS\rkpcb50.m (ChemStation Integrator)
Title        :
Last Update  : Sun Aug 22 21:31:57 2021
Response via : Multiple Level Calibration

Min. RRF     :   0.000  Min. Rel. Area :  50%  Max. R.T. Dev  0.50min
Max. RRF Dev :  20%     Max. Rel. Area : 150%
```

		Compound	AvgRF	CCRF	%Dev	Area%	Dev(min)	RT Window
1	S	Tetrachloro-m-xylene	14.967	16.689 E6	-11.5	108	0.00	2.77- 2.83
2		AR1221-A		----------NA----------				
3		AR1221-B		----------NA----------				
4		AR1221-C		----------NA----------				
5		AR1221-D		----------NA----------				
6		AR1221-E		----------NA----------				
7		AR1232-A		----------NA----------				
8		AR1232-B		----------NA----------				
9		AR1232-C		----------NA----------				
10		AR1232-D		----------NA----------				
11		AR1232-E		----------NA----------				
12		AR1242-A		----------NA----------				
13		AR1242-B		----------NA----------				
14		AR1242-C		----------NA----------				
15		AR1242-D		----------NA----------				
16		AR1242-E		----------NA----------				
17		AR1248-A		----------NA----------				
18		AR1248-B		----------NA----------				
19		AR1248-C		----------NA----------				
20		AR1248-D		----------NA----------				
21		AR1248-E		----------NA----------				
22		AR1248-F		----------NA----------				
23		AR1248-G		----------NA----------				
24		AR1254-A		----------NA----------				
25		AR1254-B		----------NA----------				
26		AR1254-C		----------NA----------				
27		AR1254-D		----------NA----------				
28		AR1254-E		----------NA----------				
29		AR1254-F		----------NA----------				
30		AR1254-G		----------NA----------				
31		AR1016-A	291.838	316.161 E3	-8.3	109	0.00	3.14- 3.20
32		AR1016-B	554.603	588.449 E3	-6.1	106	0.00	3.53- 3.59
33		AR1016-C	1.285	1.364 E6	-6.1	104	0.00	4.08- 4.14
34		AR1016-D	483.509	512.002 E3	-5.9	106	0.00	4.24- 4.30
35		AR1016-E	505.671	527.766 E3	-4.4	104	0.00	4.74- 4.80
36		AR1260-A	1.222	1.181 E6	3.4	95	0.00	7.10- 7.16
37		AR1260-B	689.664	687.447 E3	0.3	97	0.00	7.25- 7.31
38		AR1260-C	730.864	666.414 E3	8.8	90	0.00	7.59- 7.65
39		AR1260-D	1.614	1.492 E6	7.6	88	0.00	8.02- 8.08
40		AR1260-E	1.716	1.517 E6	11.6	87	0.00	8.36- 8.52
41		AR1262-A		----------NA----------				

Continuing Calibration Summary

Job Number: JD30019 **Sample:** GRK79-CC50
Account: SESINJPB SESI Consulting Engineers **Lab FileID:** RK2932.D
Project: Ossining Investigation, 136-140 Croton Avnue, Ossining, NY

42		AR1262-B		----------NA----------					
43		AR1262-C		----------NA----------					
44		AR1262-D		----------NA----------					
45		AR1262-E		----------NA----------					
46		AR1268-A		----------NA----------					
47		AR1268-B		----------NA----------					
48		AR1268-C		----------NA----------					
49		AR1268-D		----------NA----------					
50		AR1268-E		----------NA----------					
51	S	Decachlorobiphenyl	14.396	11.254 E6	21.8#	78	0.00	9.93-	9.99
*****		Signal #2 *****							
1	S	Tetrachloro-m-xylene	63.796	83.221 E6	-30.4#	121	0.00	3.71-	3.77
2		AR1221-A		----------NA----------					
3		AR1221-B		----------NA----------					
4		AR1221-C		----------NA----------					
5		AR1221-D		----------NA----------					
6		AR1221-E		----------NA----------					
7		AR1232-A		----------NA----------					
8		AR1232-B		----------NA----------					
9		AR1232-C		----------NA----------					
10		AR1232-D		----------NA----------					
11		AR1232-E		----------NA----------					
12		AR1242-A		----------NA----------					
13		AR1242-B		----------NA----------					
14		AR1242-C		----------NA----------					
15		AR1242-D		----------NA----------					
16		AR1242-E		----------NA----------					
17		AR1248-A		----------NA----------					
18		AR1248-B		----------NA----------					
19		AR1248-C		----------NA----------					
20		AR1248-D		----------NA----------					
21		AR1248-E		----------NA----------					
22		AR1248-F		----------NA----------					
23		AR1248-G		----------NA----------					
24		AR1254-A		----------NA----------					
25		AR1254-B		----------NA----------					
26		AR1254-C		----------NA----------					
27		AR1254-D		----------NA----------					
28		AR1254-E		----------NA----------					
29		AR1254-F		----------NA----------					
30		AR1254-G		----------NA----------					
31		AR1016-A	1.205	1.410 E6	-17.0	116	0.00	4.39-	4.45
32		AR1016-B	2.709	3.138 E6	-15.8	114	0.00	4.96-	5.02
33		AR1016-C	5.993	6.847 E6	-14.2	114	0.00	5.60-	5.66
34		AR1016-D	2.353	2.715 E6	-15.4	116	0.00	5.79-	5.85
35		AR1016-E	1.610	1.815 E6	-12.7	112	0.00	6.46-	6.52
36		AR1260-A	4.438	4.690 E6	-5.7	105	0.00	9.09-	9.15
37		AR1260-B	2.645	2.845 E6	-7.6	107	0.00	9.21-	9.27
38		AR1260-C	2.677	2.766 E6	-3.3	101	0.00	9.65-	9.71
39		AR1260-D	6.414	6.729 E6	-4.9	101	0.00	10.00-	10.06
40		AR1260-E	6.265	6.302 E6	-0.6	98	0.00	10.54-	10.60
41		AR1262-A		----------NA----------					
42		AR1262-B		----------NA----------					
43		AR1262-C		----------NA----------					
44		AR1262-D		----------NA----------					
45		AR1262-E		----------NA----------					
46		AR1268-A		----------NA----------					
47		AR1268-B		----------NA----------					

Continuing Calibration Summary

Job Number: JD30019 **Sample:** GRK79-CC50
Account: SESINJPB SESI Consulting Engineers **Lab FileID:** RK2932.D
Project: Ossining Investigation, 136-140 Croton Avnue, Ossining, NY

48		AR1268-C		----------NA----------				
49		AR1268-D		----------NA----------				
50		AR1268-E		----------NA----------				
51	S	Decachlorobiphenyl	49.671	46.080 E6	7.2	91	0.00	12.21-12.27

(#) = Out of Range SPCC's out = 0 CCC's out = 0
rk2921.d rkpcb50.m Sun Aug 22 22:57:03 2021

Run Sequence Report

Job Number: JD30019
Account: SESINJPB SESI Consulting Engineers
Project: Ossining Investigation, 136-140 Croton Avnue, Ossining, NY

Run ID: G6G2739 **Method:** EPA 608.3 **Instrument ID:** GC6G

Lab Sample ID	Lab File ID	Date/Time Analyzed	Prep QC Batch	Client Sample ID
G6G2739-DDT	6G78514.D	06/18/21 03:27	n/a	DDT/Endrin Breakdown Check
G6G2739-IC2739	6G78516A.D	06/18/21 04:31	n/a	Initial cal 1
G6G2739-IC2739	6G78517.D	06/18/21 04:49	n/a	Initial cal 2
G6G2739-IC2739	6G78518.D	06/18/21 05:07	n/a	Initial cal 5
G6G2739-IC2739	6G78519.D	06/18/21 05:26	n/a	Initial cal 10
G6G2739-ICC2739	6G78520.D	06/18/21 05:44	n/a	Initial cal 25
G6G2739-IC2739	6G78521.D	06/18/21 06:02	n/a	Initial cal 50
G6G2739-IC2739	6G78522.D	06/18/21 06:21	n/a	Initial cal 75
G6G2739-IC2739	6G78523.D	06/18/21 06:39	n/a	Initial cal 100
G6G2739-IC2739	6G78524.D	06/18/21 06:57	n/a	Initial cal 500
G6G2739-IC2739	6G78525.D	06/18/21 07:16	n/a	Initial cal 500
G6G2739-ICV2739	6G78526.D	06/18/21 07:34	n/a	Initial cal verification 25
G6G2739-ICV2739	6G78527.D	06/18/21 07:52	n/a	Initial cal verification 500
G6G2739-ICV2739	6G78528.D	06/18/21 08:10	n/a	Initial cal verification 500
G6G2739-ICV2739	6G78529.D	06/18/21 08:29	n/a	Initial cal verification 25
G6G2739-ICV2739	6G78530.D	06/18/21 08:47	n/a	Initial cal verification 25

Run Sequence Report

Job Number: JD30019
Account: SESINJPB SESI Consulting Engineers
Project: Ossining Investigation, 136-140 Croton Avnue, Ossining, NY

Run ID: G6G2775 **Method:** SW846 8081B **Instrument ID:** GC6G

Lab Sample ID	Lab File ID	Date/Time Analyzed	Prep QC Batch	Client Sample ID
G6G2775-DDT	6G79055.D	08/22/21 22:34	n/a	DDT/Endrin Breakdown Check
G6G2775-CC2739	6G79056.D	08/22/21 22:53	n/a	Continuing cal 25
OP34973-MB1	6G79058.D	08/22/21 23:29	OP34973	Method Blank
OP34973-BS1	6G79059.D	08/22/21 23:47	OP34973	Blank Spike
JD30019-1	6G79060.D	08/23/21 00:05	OP34973	SB-11(4.5-5.0)
OP34973-MS	6G79061.D	08/23/21 00:23	OP34973	Matrix Spike
OP34973-MSD	6G79062.D	08/23/21 00:41	OP34973	Matrix Spike Duplicate
JD30019-2	6G79063.D	08/23/21 00:59	OP34973	SB-12(1.0-1.5)
JD30019-3	6G79064.D	08/23/21 01:18	OP34973	SB-14(9.5-10.0)
JD30019-4	6G79065.D	08/23/21 01:36	OP34973	SB-15(2.5-3.5)
JD30019-5	6G79066.D	08/23/21 01:54	OP34973	SB-16(4.5-5.0)
JD30019-6	6G79067.D	08/23/21 02:12	OP34973	SB-17(6-6.5)
ZZZZZZ	6G79068.D	08/23/21 02:30	OP34973	(unrelated sample)
ZZZZZZ	6G79069.D	08/23/21 02:48	OP34973	(unrelated sample)
ZZZZZZ	6G79070.D	08/23/21 03:06	OP34973	(unrelated sample)
ZZZZZZ	6G79071.D	08/23/21 03:24	OP34973	(unrelated sample)
ZZZZZZ	6G79072.D	08/23/21 03:42	OP34973	(unrelated sample)
ZZZZZZ	6G79073.D	08/23/21 04:50	OP34973	(unrelated sample)

Run Sequence Report

Job Number: JD30019
Account: SESINJPB SESI Consulting Engineers
Project: Ossining Investigation, 136-140 Croton Avnue, Ossining, NY

Run ID: G6G2776 **Method:** SW846 8081B **Instrument ID:** GC6G

Lab Sample ID	Lab File ID	Date/Time Analyzed	Prep QC Batch	Client Sample ID
G6G2776-DDT	6G79074.D	08/23/21 12:12	n/a	DDT/Endrin Breakdown Check
G6G2776-CC2739	6G79075.D	08/23/21 12:30	n/a	Continuing cal 50
ZZZZZZ	6G79077.D	08/23/21 13:33	OP34973	(unrelated sample)
ZZZZZZ	6G79078.D	08/23/21 15:32	OP35002	(unrelated sample)
OP35012-MB1	6G79079.D	08/23/21 17:42	OP35012	Method Blank
JD30209-1	6G79081.D	08/23/21 18:19	OP35012	(used for QC only; not part of job JD30019)
OP35012-MS	6G79082.D	08/23/21 18:37	OP35012	Matrix Spike
OP35012-MSD	6G79083.D	08/23/21 18:55	OP35012	Matrix Spike Duplicate
ZZZZZZ	6G79084.D	08/23/21 19:14	OP35012	(unrelated sample)
ZZZZZZ	6G79085.D	08/23/21 19:32	OP35012	(unrelated sample)
ZZZZZZ	6G79086.D	08/23/21 19:50	OP35012	(unrelated sample)
ZZZZZZ	6G79087.D	08/23/21 20:09	OP35012	(unrelated sample)
ZZZZZZ	6G79088.D	08/23/21 20:27	OP35012	(unrelated sample)
ZZZZZZ	6G79089.D	08/23/21 20:45	OP35012	(unrelated sample)
ZZZZZZ	6G79090.D	08/23/21 21:04	OP35012	(unrelated sample)
ZZZZZZ	6G79091.D	08/23/21 21:22	OP35012	(unrelated sample)
ZZZZZZ	6G79092.D	08/23/21 21:40	OP35012	(unrelated sample)
ZZZZZZ	6G79093.D	08/23/21 21:59	OP35012	(unrelated sample)
ZZZZZZ	6G79094.D	08/23/21 22:17	OP35012	(unrelated sample)
G6G2776-CC2739	6G79098.D	08/23/21 23:30	n/a	Continuing cal 25
ZZZZZZ	6G79100.D	08/24/21 00:07	OP35012	(unrelated sample)

Run Sequence Report

Job Number: JD30019
Account: SESINJPB SESI Consulting Engineers
Project: Ossining Investigation, 136-140 Croton Avnue, Ossining, NY

Run ID: G8G1645 **Method:** SW846 8081B **Instrument ID:** GC8G

Lab Sample ID	Lab File ID	Date/Time Analyzed	Prep QC Batch	Client Sample ID
G8G1645-DDT	8G39311.D	07/13/21 01:56	n/a	DDT/Endrin Breakdown Check
G8G1645-IC1645	8G39313.D	07/13/21 02:29	n/a	Initial cal 1
G8G1645-IC1645	8G39314.D	07/13/21 02:50	n/a	Initial cal 2
G8G1645-IC1645	8G39315.D	07/13/21 03:06	n/a	Initial cal 5
G8G1645-IC1645	8G39316.D	07/13/21 03:23	n/a	Initial cal 10
G8G1645-ICC1645	8G39317.D	07/13/21 03:42	n/a	Initial cal 25
G8G1645-IC1645	8G39318.D	07/13/21 04:02	n/a	Initial cal 50
G8G1645-IC1645	8G39319.D	07/13/21 04:19	n/a	Initial cal 75
G8G1645-IC1645	8G39320.D	07/13/21 04:35	n/a	Initial cal 100
G8G1645-IC1645	8G39321.D	07/13/21 04:51	n/a	Initial cal 500
G8G1645-IC1645	8G39322.D	07/13/21 05:08	n/a	Initial cal 500
G8G1645-ICV1645	8G39323.D	07/13/21 05:24	n/a	Initial cal verification 25
G8G1645-ICV1645	8G39324.D	07/13/21 05:40	n/a	Initial cal verification 500
G8G1645-ICV1645	8G39325.D	07/13/21 05:57	n/a	Initial cal verification 500
G8G1645-ICV1645	8G39326.D	07/13/21 06:13	n/a	Initial cal verification 25
G8G1645-ICV1645	8G39327.D	07/13/21 06:30	n/a	Initial cal verification 25

Run Sequence Report

Job Number: JD30019
Account: SESINJPB SESI Consulting Engineers
Project: Ossining Investigation, 136-140 Croton Avnue, Ossining, NY

Run ID: G8G1696 **Method:** SW846 8081B **Instrument ID:** GC8G

Lab Sample ID	Lab File ID	Date/Time Analyzed	Prep QC Batch	Client Sample ID
G8G1696-DDT	8G40137.D	08/22/21 22:30	n/a	DDT/Endrin Breakdown Check
G8G1696-CC1645	8G40138.D	08/22/21 22:46	n/a	Continuing cal 25
OP34989-MB1	8G40140.D	08/22/21 23:24	OP34989	Method Blank
OP34989-BS1	8G40141.D	08/22/21 23:40	OP34989	Blank Spike
OP34989-BSD	8G40142.D	08/22/21 23:57	OP34989	Blank Spike Duplicate
ZZZZZZ	8G40143.D	08/23/21 00:13	OP34989	(unrelated sample)
ZZZZZZ	8G40144.D	08/23/21 00:29	OP34989	(unrelated sample)
ZZZZZZ	8G40145.D	08/23/21 00:46	OP34989	(unrelated sample)
OP34973-MB1	8G40146.D	08/23/21 01:30	OP34973	Method Blank
ZZZZZZ	8G40147.D	08/23/21 01:46	OP34973	(unrelated sample)
ZZZZZZ	8G40148.D	08/23/21 02:03	OP34973	(unrelated sample)
ZZZZZZ	8G40149.D	08/23/21 02:19	OP34973	(unrelated sample)
ZZZZZZ	8G40150.D	08/23/21 02:35	OP34973	(unrelated sample)
ZZZZZZ	8G40151.D	08/23/21 02:52	OP34973	(unrelated sample)
ZZZZZZ	8G40152.D	08/23/21 03:08	OP34973	(unrelated sample)
ZZZZZZ	8G40153.D	08/23/21 03:24	OP34973	(unrelated sample)
ZZZZZZ	8G40154.D	08/23/21 03:41	OP34973	(unrelated sample)
ZZZZZZ	8G40155.D	08/23/21 03:57	OP34973	(unrelated sample)
ZZZZZZ	8G40156.D	08/23/21 04:27	OP34973	(unrelated sample)
ZZZZZZ	8G40158.D	08/23/21 04:59	OP34973	(unrelated sample)
G8G1696-CC1645	8G40159.D	08/23/21 05:16	n/a	Continuing cal 50

Run Sequence Report

Job Number: JD30019
Account: SESINJPB SESI Consulting Engineers
Project: Ossining Investigation, 136-140 Croton Avnue, Ossining, NY

Run ID: GRK50 **Method:** SW846 8082A **Instrument ID:** GCRK

Lab Sample ID	Lab File ID	Date/Time Analyzed	Prep QC Batch	Client Sample ID
GRK50-IC50	RK1848.D	07/23/21 19:44	n/a	Initial cal 1000
GRK50-IC50	RK1849.D	07/23/21 20:00	n/a	Initial cal 1000
GRK50-IC50	RK1850.D	07/23/21 20:17	n/a	Initial cal 1000
GRK50-IC50	RK1851.D	07/23/21 20:33	n/a	Initial cal 1000
GRK50-IC50	RK1852.D	07/23/21 20:50	n/a	Initial cal 50
GRK50-IC50	RK1853.D	07/23/21 21:06	n/a	Initial cal 250
GRK50-IC50	RK1854.D	07/23/21 21:23	n/a	Initial cal 500
GRK50-ICC50	RK1855.D	07/23/21 21:39	n/a	Initial cal 1000
GRK50-IC50	RK1856.D	07/23/21 21:56	n/a	Initial cal 2000
GRK50-IC50	RK1857.D	07/23/21 22:12	n/a	Initial cal 3000
GRK50-ICV50	RK1858.D	07/23/21 22:29	n/a	Initial cal verification 1000
GRK50-ICV50	RK1859.D	07/23/21 22:45	n/a	Initial cal verification 1000
GRK50-ICV50	RK1860.D	07/23/21 23:01	n/a	Initial cal verification 1000
GRK50-ICV50	RK1861.D	07/23/21 23:18	n/a	Initial cal verification 1000
GRK50-ICV50	RK1862.D	07/23/21 23:34	n/a	Initial cal verification 1000

Run Sequence Report

Job Number: JD30019
Account: SESINJPB SESI Consulting Engineers
Project: Ossining Investigation, 136-140 Croton Avnue, Ossining, NY

Run ID: GRK78 **Method:** SW846 8082A **Instrument ID:** GCRK

Lab Sample ID	Lab File ID	Date/Time Analyzed	Prep QC Batch	Client Sample ID
OP34938-MB1	RK2872.D	08/20/21 03:24	OP34938	Method Blank
OP34938-BS1	RK2873.D	08/20/21 03:41	OP34938	Blank Spike
JD29946-21	RK2874.D	08/20/21 03:57	OP34938	(used for QC only; not part of job JD30019)
OP34938-MS	RK2875.D	08/20/21 04:14	OP34938	Matrix Spike
OP34938-MSD	RK2876.D	08/20/21 04:30	OP34938	Matrix Spike Duplicate
ZZZZZZ	RK2877.D	08/20/21 04:47	OP34938	(unrelated sample)
ZZZZZZ	RK2878.D	08/20/21 05:03	OP34938	(unrelated sample)
GRK78-CC50	RK2881.D	08/20/21 09:11	n/a	Continuing cal 500
ZZZZZZ	RK2883.D	08/20/21 09:44	OP34938	(unrelated sample)
ZZZZZZ	RK2884.D	08/20/21 10:00	OP34938	(unrelated sample)
ZZZZZZ	RK2885.D	08/20/21 10:17	OP34938	(unrelated sample)
ZZZZZZ	RK2886.D	08/20/21 10:33	OP34938	(unrelated sample)
ZZZZZZ	RK2887.D	08/20/21 10:49	OP34938	(unrelated sample)
ZZZZZZ	RK2888.D	08/20/21 11:06	OP34938	(unrelated sample)
ZZZZZZ	RK2889.D	08/20/21 11:22	OP34938	(unrelated sample)
GRK78-CC50	RK2892.D	08/20/21 12:12	n/a	Continuing cal 1000
ZZZZZZ	RK2894.D	08/20/21 12:45	OP34938	(unrelated sample)
ZZZZZZ	RK2895.D	08/20/21 13:01	OP34938	(unrelated sample)
ZZZZZZ	RK2896.D	08/20/21 13:17	OP34938	(unrelated sample)
ZZZZZZ	RK2897.D	08/20/21 13:34	OP34938	(unrelated sample)
ZZZZZZ	RK2898.D	08/20/21 13:50	OP34938	(unrelated sample)
ZZZZZZ	RK2899.D	08/20/21 14:07	OP34938	(unrelated sample)
GRK78-CC50	RK2903.D	08/20/21 15:21	n/a	Continuing cal 500
ZZZZZZ	RK2905.D	08/20/21 15:54	OP34938	(unrelated sample)
ZZZZZZ	RK2907.D	08/20/21 16:27	OP34938	(unrelated sample)
GRK78-CC50	RK2910.D	08/20/21 17:16	n/a	Continuing cal 1000

Run Sequence Report

Job Number: JD30019
Account: SESINJPB SESI Consulting Engineers
Project: Ossining Investigation, 136-140 Croton Avnue, Ossining, NY

Run ID: GRK79 **Method:** SW846 8082A **Instrument ID:** GCRK

Lab Sample ID	Lab File ID	Date/Time Analyzed	Prep QC Batch	Client Sample ID
OP34974-MB1	RK2912.D	08/20/21 20:13	OP34974	Method Blank
OP34974-BS1	RK2913.D	08/20/21 20:30	OP34974	Blank Spike
JD30019-1	RK2914.D	08/20/21 20:46	OP34974	SB-11(4.5-5.0)
JD30019-2	RK2915.D	08/20/21 21:02	OP34974	SB-12(1.0-1.5)
OP34974-MS	RK2916.D	08/20/21 21:19	OP34974	Matrix Spike
OP34974-MSD	RK2917.D	08/20/21 21:35	OP34974	Matrix Spike Duplicate
JD30019-3	RK2918.D	08/20/21 21:52	OP34974	SB-14(9.5-10.0)
GRK79-CC50	RK2921.D	08/20/21 22:41	n/a	Continuing cal 500
JD30019-4	RK2923.D	08/20/21 23:14	OP34974	SB-15(2.5-3.5)
JD30019-5	RK2924.D	08/20/21 23:31	OP34974	SB-16(4.5-5.0)
JD30019-6	RK2925.D	08/20/21 23:47	OP34974	SB-17(6-6.5)
ZZZZZZ	RK2926.D	08/21/21 00:04	OP34974	(unrelated sample)
ZZZZZZ	RK2927.D	08/21/21 00:20	OP34974	(unrelated sample)
ZZZZZZ	RK2928.D	08/21/21 00:37	OP34974	(unrelated sample)
ZZZZZZ	RK2929.D	08/21/21 00:53	OP34974	(unrelated sample)
GRK79-CC50	RK2932.D	08/21/21 01:43	n/a	Continuing cal 1000
ZZZZZZ	RK2934.D	08/21/21 02:16	OP34974	(unrelated sample)
ZZZZZZ	RK2935.D	08/21/21 02:32	OP34974	(unrelated sample)
ZZZZZZ	RK2936.D	08/21/21 02:49	OP34974	(unrelated sample)
ZZZZZZ	RK2937.D	08/21/21 03:05	OP34974	(unrelated sample)
ZZZZZZ	RK2938.D	08/21/21 03:22	OP34974	(unrelated sample)
ZZZZZZ	RK2939.D	08/21/21 03:38	OP34974	(unrelated sample)
ZZZZZZ	RK2940.D	08/21/21 03:54	OP34974	(unrelated sample)
GRK79-CC50	RK2943.D	08/21/21 04:44	n/a	Continuing cal 500
ZZZZZZ	RK2945.D	08/21/21 05:17	OP34974	(unrelated sample)
ZZZZZZ	RK2947.D	08/21/21 05:33	OP34938	(unrelated sample)
ZZZZZZ	RK2948.D	08/21/21 05:50	OP34938	(unrelated sample)
GRK79-CC50	RK2951.D	08/21/21 06:39	n/a	Continuing cal 1000

GC/LC Semi-volatiles

Raw Data

Manual Integrations APPROVED (compounds with "m" flag)
Gwendolyn Burns 08/23/21 08:16

Quantitation Report (QT Reviewed)

Data Path : C:\msdchem\1\data\G6G2775\
Data File : 6g79060.d
Signal(s) : Signal #1: ECD1A.CH Signal #2: ECD2B.CH
Acq On : 23-Aug-21, 00:05:41
Operator : christp
Sample : jd30019-1
Misc : op34973,g6g2775,15.7,,,10,1
ALS Vial : 43 (Sig #1); 0 (Sig #2) Sample Multiplier: 1

Integration File signal 1: autoint1.e
Integration File signal 2: autoint2.e
Quant Time: Aug 23 01:44:09 2021
Quant Method : C:\MSDCHEM\1\METHODS\6PST2739.M
Quant Title : PEST/PCB
QLast Update : Mon Jul 19 00:05:28 2021
Response via : Initial Calibration
Integrator: ChemStation 6890 Scale Mode: Large solvent peaks clipped

Volume Inj. : 1ul
Signal #1 Phase : RTXCLP I Signal #2 Phase: RTX-CLP II
Signal #1 Info : 30mx.32mmx.32um Signal #2 Info : 30m x .32mm x .25um

	Compound	RT#1	RT#2	Resp#1	Resp#2	PPB	PPB
	Internal Standards						
1)	I 1-bromo-2...	1.834	2.180	720.0E6	459.0E6	50.000	50.000
27)	I 1-bromo-2...	1.834	2.180	720.0E6	459.0E6	50.000	50.000
33)	I 1-bromo-2...	1.834	2.180	720.0E6	459.0E6	50.000	50.000
	System Monitoring Compounds						
2)	SAB Tetrachlo...	2.422	3.016	352.9E6	311.0E6	42.830	39.277
	Spiked Amount 40.000	Range 30 - 150		Recovery =		107.07%	98.19%
26)	SA Decachlor...	9.624	12.036f	745.0E6	260.8E6	42.608m	43.426
	Spiked Amount 40.000			Recovery =		106.52%	108.57%
	Target Compounds						
	Sum Toxaphene			0	0	N.D.	N.D.
	Average Toxaphene					0.000	0.000

SemiQuant Compounds - Not Calibrated on this Instrument

(f)=RT Delta > 1/2 Window (#)=Amounts differ by > 25% (m)=manual int.

11.1.1 11

Quantitation Report (QT Reviewed)

Data Path : C:\msdchem\1\data\G6G2775\
Data File : 6g79060.d
Signal(s) : Signal #1: ECD1A.CH Signal #2: ECD2B.CH
Acq On : 23-Aug-21, 00:05:41
Operator : christp
Sample : jd30019-1
Misc : op34973,g6g2775,15.7,,,10,1
ALS Vial : 43 (Sig #1); 0 (Sig #2) Sample Multiplier: 1

Integration File signal 1: autoint1.e
Integration File signal 2: autoint2.e
Quant Time: Aug 23 01:44:09 2021
Quant Method : C:\MSDCHEM\1\METHODS\6PST2739.M
Quant Title : PEST/PCB
QLast Update : Mon Jul 19 00:05:28 2021
Response via : Initial Calibration
Integrator: ChemStation 6890 Scale Mode: Large solvent peaks clipped

Volume Inj. : 1ul
Signal #1 Phase : RTXCLP I Signal #2 Phase: RTX-CLP II
Signal #1 Info : 30mx.32mmx.32um Signal #2 Info : 30m x .32mm x .25um

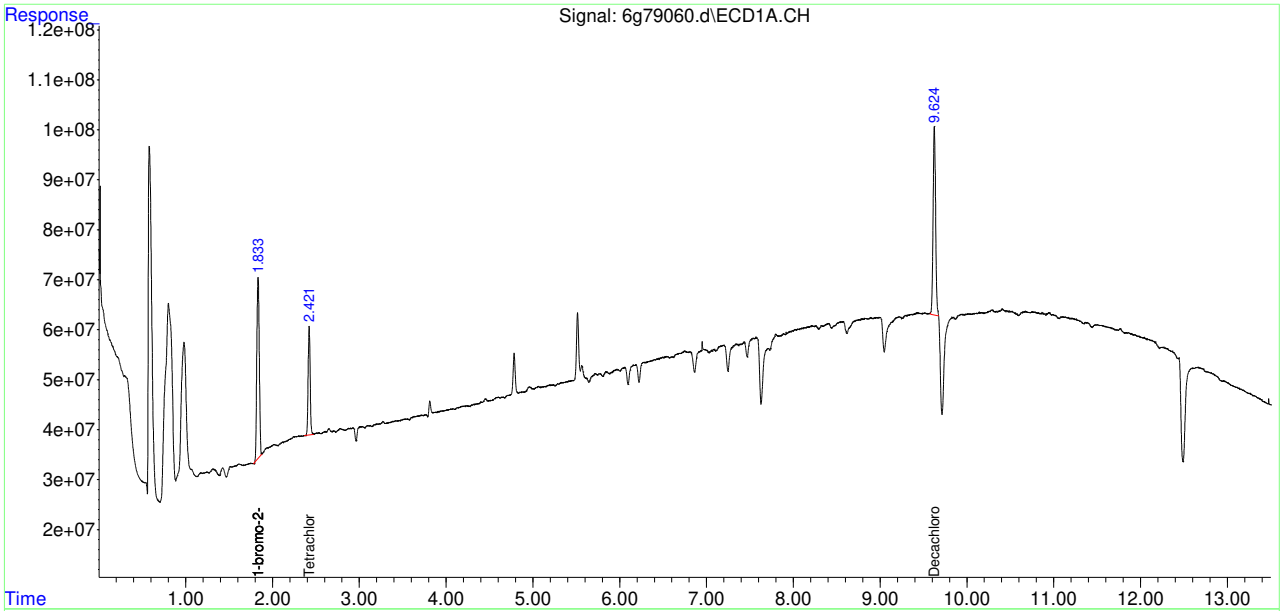

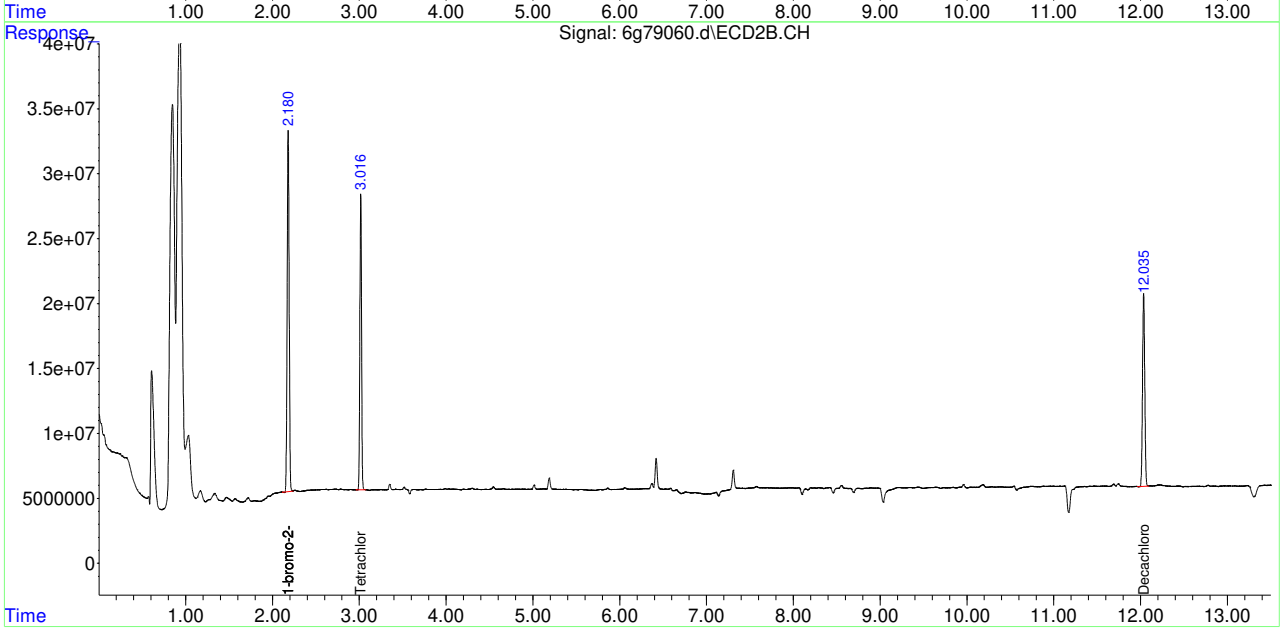

Manual Integration Approval Summary

Sample Number:	JD30019-1	**Method:**	SW846 8081B
Lab FileID:	6G79060.D	**Analyst approved:**	08/23/21 01:55 Christine Phillips
Injection Time:	08/23/21 00:05	**Supervisor approved:**	08/23/21 08:16 Gwendolyn Burns

Parameter	CAS	Sig#	R.T. (min.)	Reason
Decachlorobiphenyl	2051-24-3	1	9.62	Poorly defined baseline

Quantitation Report (Qedit)

Data Path : C:\msdchem\1\data\G6G2775\
Data File : 6g79060.d
Signal(s) : Signal #1: ECD1A.CH Signal #2: ECD2B.CH
Acq On : 23-Aug-21, 00:05:41
Operator : christp
Sample : jd30019-1
Misc : op34973,g6g2775,15.7,,,10,1
ALS Vial : 43 (Sig #1); 0 (Sig #2) Sample Multiplier: 1

Integration File signal 1: autoint1.e
Integration File signal 2: autoint2.e
Quant Time: Aug 23 01:42:56 2021
Quant Method : C:\MSDCHEM\1\METHODS\6PST2739.M
Quant Title : PEST/PCB
QLast Update : Mon Jul 19 00:05:28 2021
Response via : Initial Calibration
Integrator: ChemStation 6890 Scale Mode: Large solvent peaks clipped

Volume Inj. : 1ul
Signal #1 Phase : RTXCLP I Signal #2 Phase: RTX-CLP II
Signal #1 Info : 30mx.32mmx.32um Signal #2 Info : 30m x .32mm x .25um

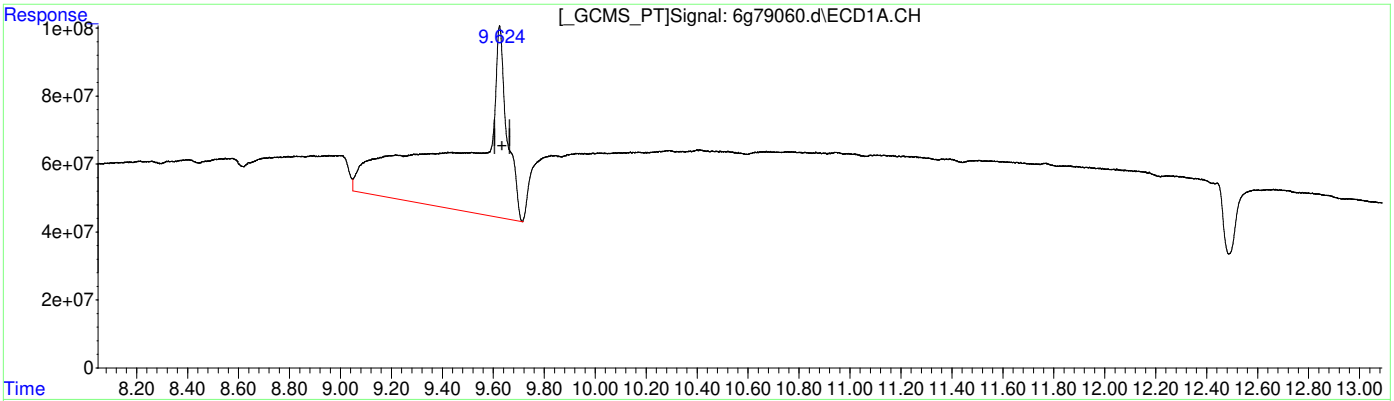

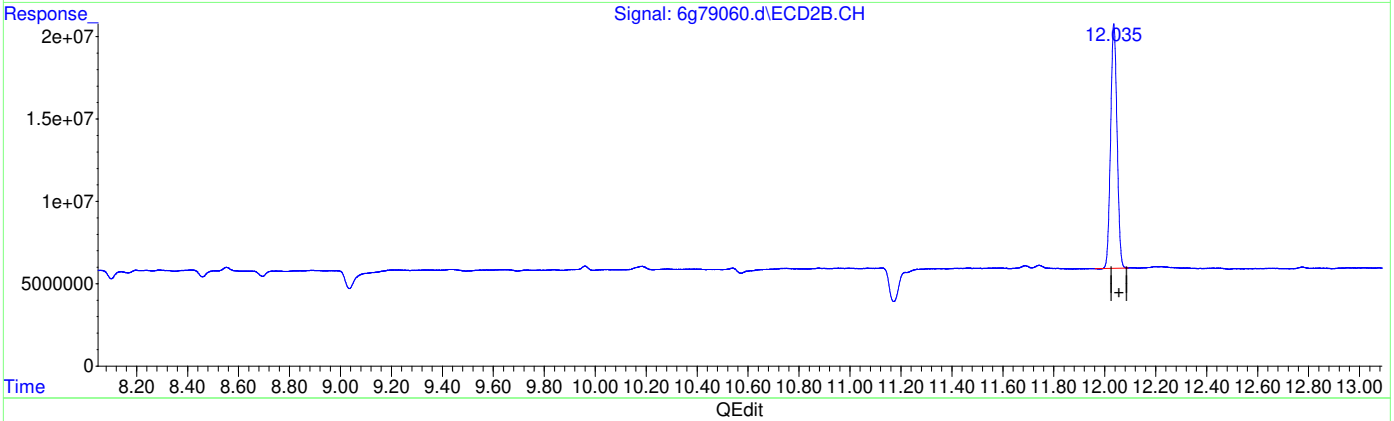

QEdit

(26) Decachlorobiphenyl (SA)

9.625min 368.531 PPB

response 6444050733

(26) Decachlorobiphenyl #2 (SA)

12.036min 43.426 PPB

response 260756641

(+) = Expected Retention Time

Quantitation Report (Qedit)

Data Path : C:\msdchem\1\data\G6G2775\
Data File : 6g79060.d
Signal(s) : Signal #1: ECD1A.CH Signal #2: ECD2B.CH
Acq On : 23-Aug-21, 00:05:41
Operator : christp
Sample : jd30019-1
Misc : op34973,g6g2775,15.7,,,10,1
ALS Vial : 43 (Sig #1); 0 (Sig #2) Sample Multiplier: 1

Integration File signal 1: autoint1.e
Integration File signal 2: autoint2.e
Quant Time: Aug 23 01:42:56 2021
Quant Method : C:\MSDCHEM\1\METHODS\6PST2739.M
Quant Title : PEST/PCB
QLast Update : Mon Jul 19 00:05:28 2021
Response via : Initial Calibration
Integrator: ChemStation 6890 Scale Mode: Large solvent peaks clipped

Volume Inj. : 1ul
Signal #1 Phase : RTXCLP I Signal #2 Phase: RTX-CLP II
Signal #1 Info : 30mx.32mmx.32um Signal #2 Info : 30m x .32mm x .25um

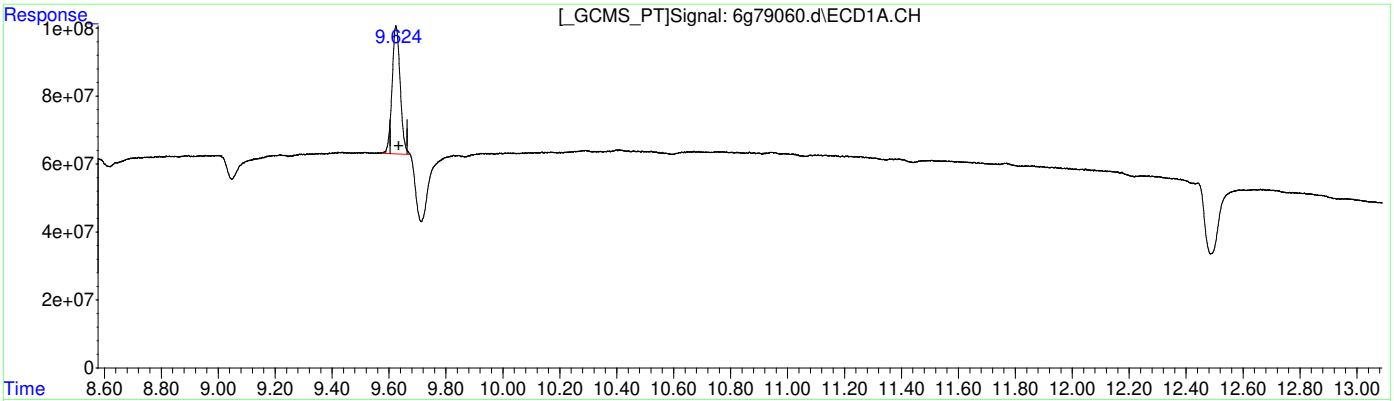

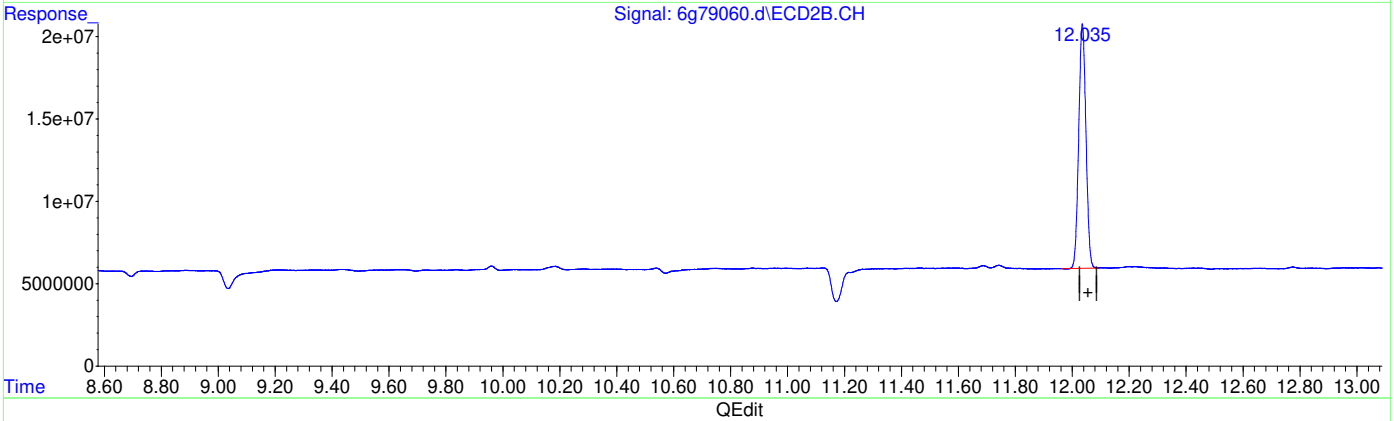

QEdit

(26) Decachlorobiphenyl (SA)

9.624min 42.608 PPB m

response 745027778

(26) Decachlorobiphenyl #2 (SA)

12.036min 43.426 PPB

response 260756641

(+) = Expected Retention Time
6PST2739.M Mon Aug 23 01:44:03 2021

Manual Integrations APPROVED (compounds with "m" flag)
Gwendolyn Burns 08/23/21 08:16

Quantitation Report (QT Reviewed)

Data Path : C:\msdchem\1\data\G6G2775\
Data File : 6g79063.d
Signal(s) : Signal #1: ECD1A.CH Signal #2: ECD2B.CH
Acq On : 23-Aug-21, 00:59:50
Operator : christp
Sample : jd30019-2
Misc : op34973,g6g2775,16.6,,,10,1
ALS Vial : 46 (Sig #1); 0 (Sig #2) Sample Multiplier: 1

Integration File signal 1: autoint1.e
Integration File signal 2: autoint2.e
Quant Time: Aug 23 01:50:27 2021
Quant Method : C:\MSDCHEM\1\METHODS\6PST2739.M
Quant Title : PEST/PCB
QLast Update : Mon Jul 19 00:05:28 2021
Response via : Initial Calibration
Integrator: ChemStation 6890 Scale Mode: Large solvent peaks clipped

Volume Inj. : 1ul
Signal #1 Phase : RTXCLP I Signal #2 Phase: RTX-CLP II
Signal #1 Info : 30mx.32mmx.32um Signal #2 Info : 30m x .32mm x .25um

	Compound	RT#1	RT#2	Resp#1	Resp#2	PPB	PPB
	Internal Standards						
1)	I 1-bromo-2...	1.832	2.179	733.3E6	462.4E6	50.000	50.000
27)	I 1-bromo-2...	1.832	2.179	733.3E6	462.4E6	50.000	50.000
33)	I 1-bromo-2...	1.832	2.179	733.3E6	462.4E6	50.000	50.000
	System Monitoring Compounds						
2)	SAB Tetrachlo...	2.422	3.016	405.0E6	355.3E6	48.254	44.546
	Spiked Amount 40.000	Range 30 - 150		Recovery = 120.64%		111.37%	
26)	SA Decachlor...	9.625	12.036f	771.7E6	274.4E6	43.334m	45.371
	Spiked Amount 40.000			Recovery = 108.34%		113.43%	
	Target Compounds						
	Sum Toxaphene			0	0	N.D.	N.D.
	Average Toxaphene					0.000	0.000

SemiQuant Compounds - Not Calibrated on this Instrument

(f)=RT Delta > 1/2 Window (#)=Amounts differ by > 25% (m)=manual int.

11.1.2 11

Quantitation Report (QT Reviewed)

Data Path : C:\msdchem\1\data\G6G2775\
Data File : 6g79063.d
Signal(s) : Signal #1: ECD1A.CH Signal #2: ECD2B.CH
Acq On : 23-Aug-21, 00:59:50
Operator : christp
Sample : jd30019-2
Misc : op34973,g6g2775,16.6,,,10,1
ALS Vial : 46 (Sig #1); 0 (Sig #2) Sample Multiplier: 1

Integration File signal 1: autoint1.e
Integration File signal 2: autoint2.e
Quant Time: Aug 23 01:50:27 2021
Quant Method : C:\MSDCHEM\1\METHODS\6PST2739.M
Quant Title : PEST/PCB
QLast Update : Mon Jul 19 00:05:28 2021
Response via : Initial Calibration
Integrator: ChemStation 6890 Scale Mode: Large solvent peaks clipped

Volume Inj. : 1ul
Signal #1 Phase : RTXCLP I Signal #2 Phase: RTX-CLP II
Signal #1 Info : 30mx.32mmx.32um Signal #2 Info : 30m x .32mm x .25um

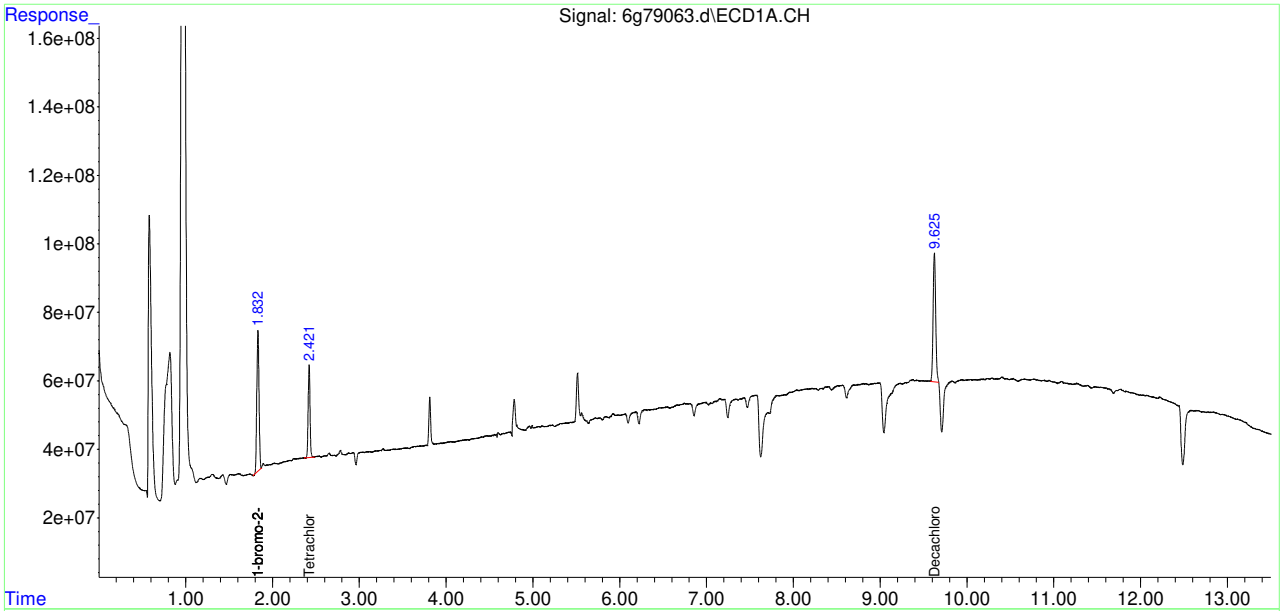

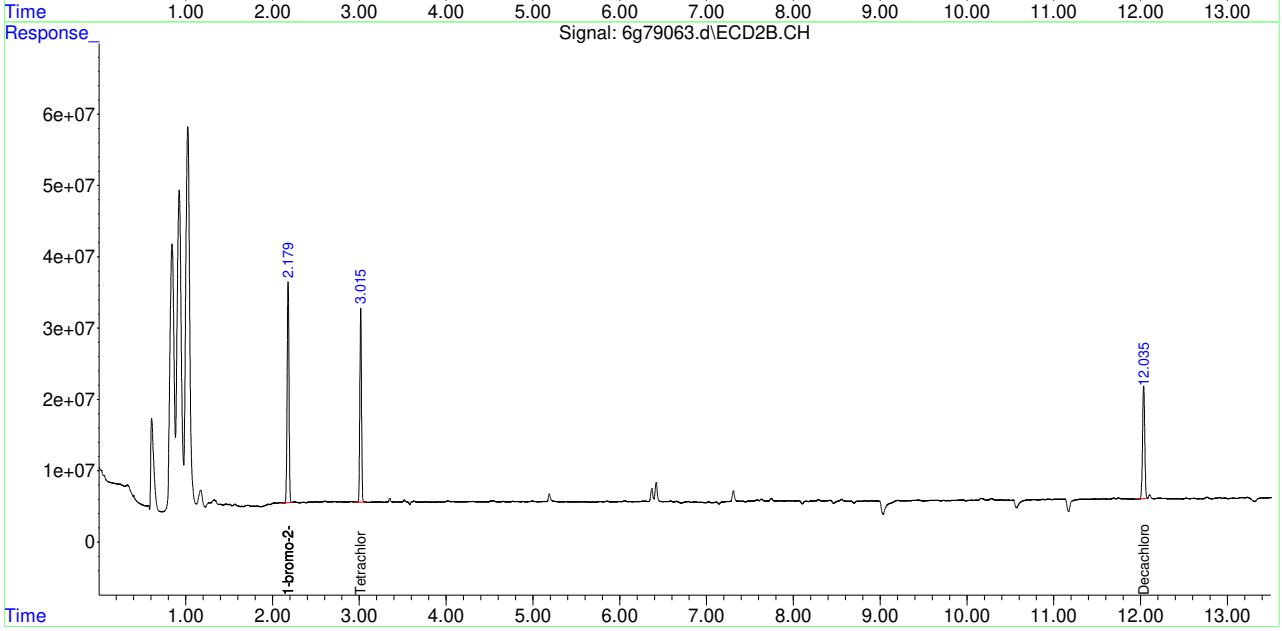

Manual Integration Approval Summary

Sample Number:	JD30019-2	**Method:**	SW846 8081B
Lab FileID:	6G79063.D	**Analyst approved:**	08/23/21 01:55 Christine Phillips
Injection Time:	08/23/21 00:59	**Supervisor approved:**	08/23/21 08:16 Gwendolyn Burns

Parameter	CAS	Sig#	R.T. (min.)	Reason
Decachlorobiphenyl	2051-24-3	1	9.62	Poorly defined baseline

Quantitation Report (Qedit)

Data Path : C:\msdchem\1\data\G6G2775\
Data File : 6g79063.d
Signal(s) : Signal #1: ECD1A.CH Signal #2: ECD2B.CH
Acq On : 23-Aug-21, 00:59:50
Operator : christp
Sample : jd30019-2
Misc : op34973,g6g2775,16.6,,,10,1
ALS Vial : 46 (Sig #1); 0 (Sig #2) Sample Multiplier: 1

Integration File signal 1: autoint1.e
Integration File signal 2: autoint2.e
Quant Time: Aug 23 01:49:15 2021
Quant Method : C:\MSDCHEM\1\METHODS\6PST2739.M
Quant Title : PEST/PCB
QLast Update : Mon Jul 19 00:05:28 2021
Response via : Initial Calibration
Integrator: ChemStation 6890 Scale Mode: Large solvent peaks clipped

Volume Inj. : 1ul
Signal #1 Phase : RTXCLP I Signal #2 Phase: RTX-CLP II
Signal #1 Info : 30mx.32mmx.32um Signal #2 Info : 30m x .32mm x .25um

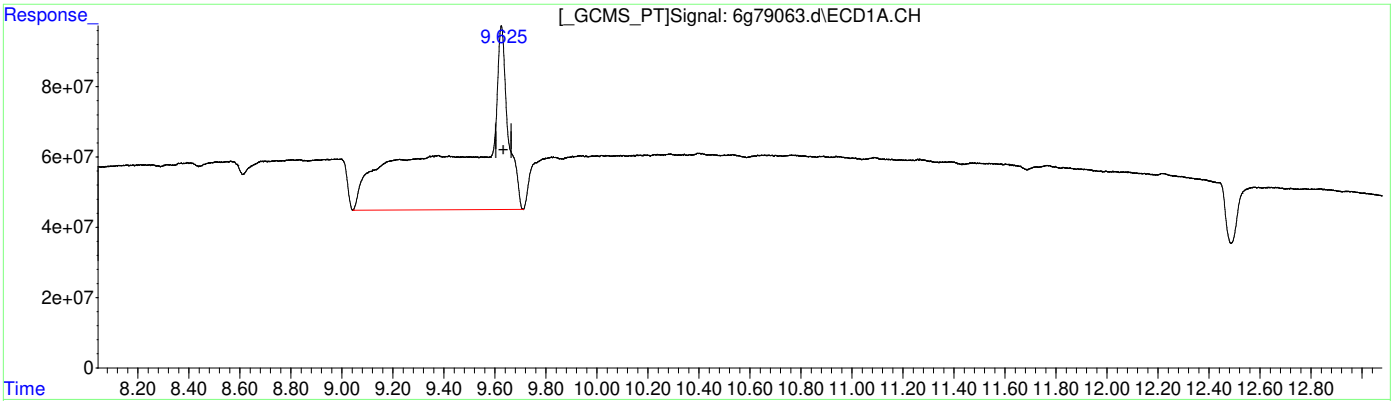

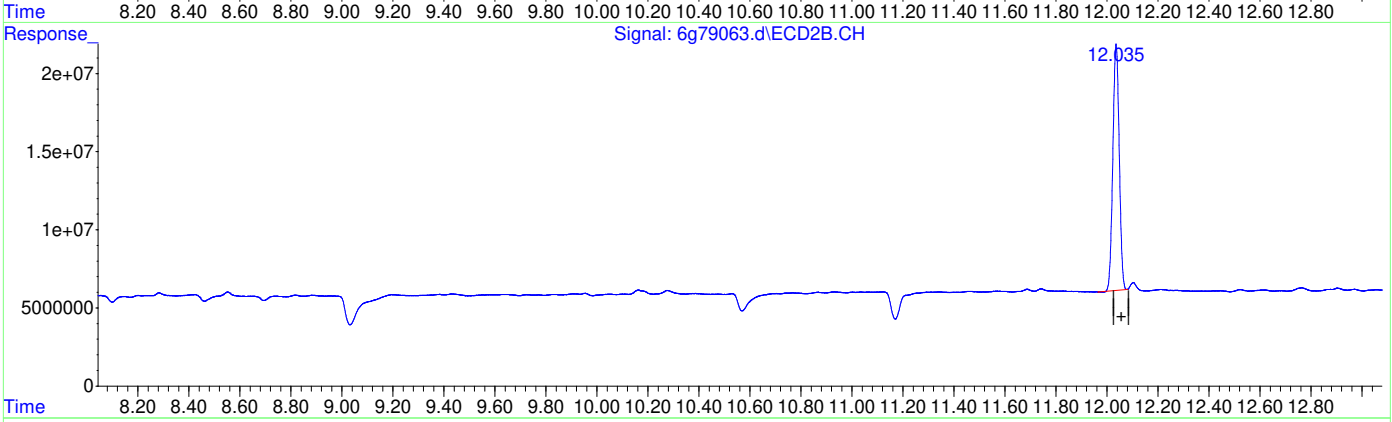

QEdit

(26) Decachlorobiphenyl (SA)

9.625min 341.434 PPB

response 6080476673

(26) Decachlorobiphenyl #2 (SA)

12.036min 45.371 PPB

response 274423531

(+) = Expected Retention Time

Quantitation Report (Qedit)

Data Path : C:\msdchem\1\data\G6G2775\
Data File : 6g79063.d
Signal(s) : Signal #1: ECD1A.CH Signal #2: ECD2B.CH
Acq On : 23-Aug-21, 00:59:50
Operator : christp
Sample : jd30019-2
Misc : op34973,g6g2775,16.6,,,10,1
ALS Vial : 46 (Sig #1); 0 (Sig #2) Sample Multiplier: 1

Integration File signal 1: autoint1.e
Integration File signal 2: autoint2.e
Quant Time: Aug 23 01:49:15 2021
Quant Method : C:\MSDCHEM\1\METHODS\6PST2739.M
Quant Title : PEST/PCB
QLast Update : Mon Jul 19 00:05:28 2021
Response via : Initial Calibration
Integrator: ChemStation 6890 Scale Mode: Large solvent peaks clipped

Volume Inj. : 1ul
Signal #1 Phase : RTXCLP I Signal #2 Phase: RTX-CLP II
Signal #1 Info : 30mx.32mmx.32um Signal #2 Info : 30m x .32mm x .25um

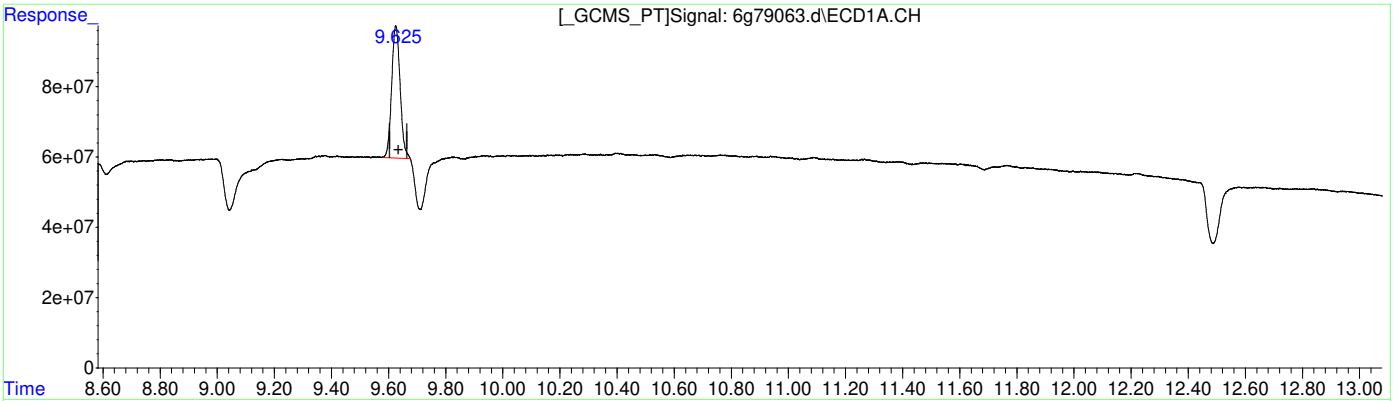

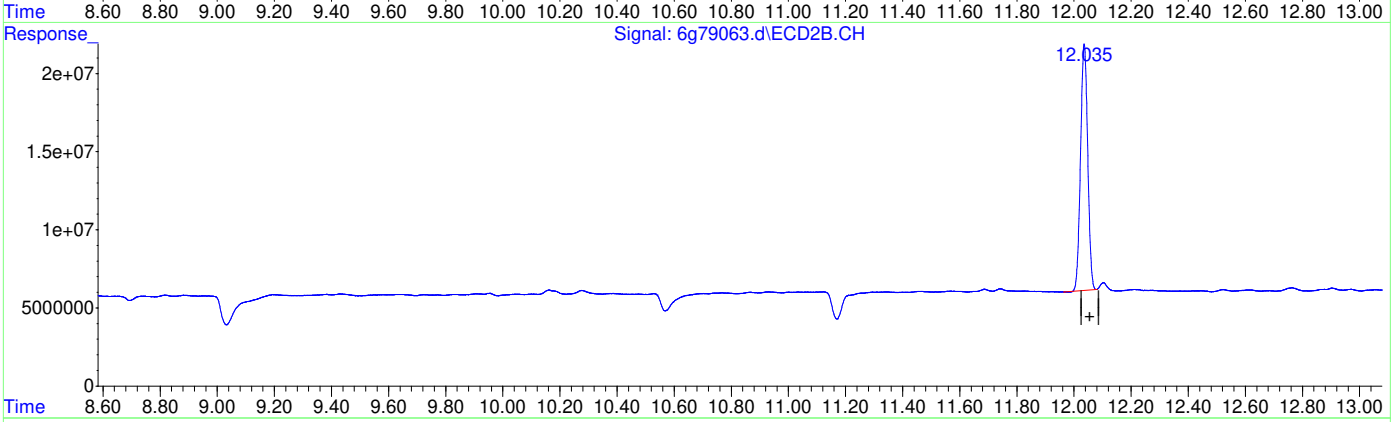

QEdit

(26) Decachlorobiphenyl (SA)

9.625min 43.334 PPB m

response 771722229

(26) Decachlorobiphenyl #2 (SA)

12.036min 45.371 PPB

response 274423531

(+) = Expected Retention Time

6PST2739.M Mon Aug 23 01:50:12 2021 Page: 1

Manual Integrations APPROVED (compounds with "m" flag)
Gwendolyn Burns 08/23/21 08:16

Quantitation Report (QT Reviewed)

Data Path : C:\msdchem\1\data\G6G2775\
Data File : 6g79064.d
Signal(s) : Signal #1: ECD1A.CH Signal #2: ECD2B.CH
Acq On : 23-Aug-21, 01:18:06
Operator : christp
Sample : jd30019-3
Misc : op34973,g6g2775,16.5,,,10,1
ALS Vial : 47 (Sig #1); 0 (Sig #2) Sample Multiplier: 1

Integration File signal 1: autoint1.e
Integration File signal 2: autoint2.e
Quant Time: Aug 23 01:51:39 2021
Quant Method : C:\MSDCHEM\1\METHODS\6PST2739.M
Quant Title : PEST/PCB
QLast Update : Mon Jul 19 00:05:28 2021
Response via : Initial Calibration
Integrator: ChemStation 6890 Scale Mode: Large solvent peaks clipped

Volume Inj. : 1ul
Signal #1 Phase : RTXCLP I Signal #2 Phase: RTX-CLP II
Signal #1 Info : 30mx.32mmx.32um Signal #2 Info : 30m x .32mm x .25um

	Compound	RT#1	RT#2	Resp#1	Resp#2	PPB	PPB
	Internal Standards						
1)	I 1-bromo-2...	1.833	2.179	827.5E6	464.6E6	50.000	50.000
27)	I 1-bromo-2...	1.833	2.179	827.5E6	464.6E6	50.000	50.000
33)	I 1-bromo-2...	1.833	2.179	827.5E6	464.6E6	50.000	50.000
	System Monitoring Compounds						
2)	SAB Tetrachlo...	2.421	3.015	343.3E6	292.9E6	36.253	36.545
	Spiked Amount 40.000	Range 30 - 150		Recovery =		90.63%	91.36%
26)	SA Decachlor...	9.623	12.036f	647.2E6	242.6E6	32.203m	39.912
	Spiked Amount 40.000			Recovery =		80.51%	99.78%
	Target Compounds						
	Sum Toxaphene			0	0	N.D.	N.D.
	Average Toxaphene					0.000	0.000

SemiQuant Compounds - Not Calibrated on this Instrument

(f)=RT Delta > 1/2 Window (#)=Amounts differ by > 25% (m)=manual int.

11.1.3 11

Quantitation Report (QT Reviewed)

Data Path : C:\msdchem\1\data\G6G2775\
Data File : 6g79064.d
Signal(s) : Signal #1: ECD1A.CH Signal #2: ECD2B.CH
Acq On : 23-Aug-21, 01:18:06
Operator : christp
Sample : jd30019-3
Misc : op34973,g6g2775,16.5,,,10,1
ALS Vial : 47 (Sig #1); 0 (Sig #2) Sample Multiplier: 1

Integration File signal 1: autoint1.e
Integration File signal 2: autoint2.e
Quant Time: Aug 23 01:51:39 2021
Quant Method : C:\MSDCHEM\1\METHODS\6PST2739.M
Quant Title : PEST/PCB
QLast Update : Mon Jul 19 00:05:28 2021
Response via : Initial Calibration
Integrator: ChemStation 6890 Scale Mode: Large solvent peaks clipped

Volume Inj. : 1ul
Signal #1 Phase : RTXCLP I Signal #2 Phase: RTX-CLP II
Signal #1 Info : 30mx.32mmx.32um Signal #2 Info : 30m x .32mm x .25um

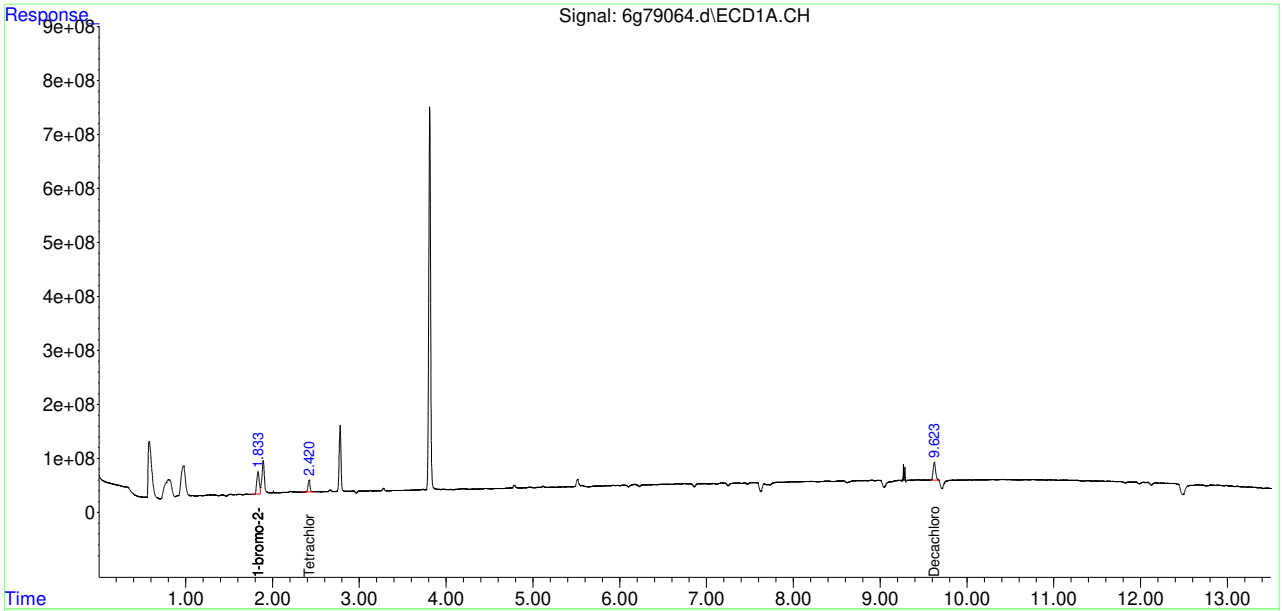

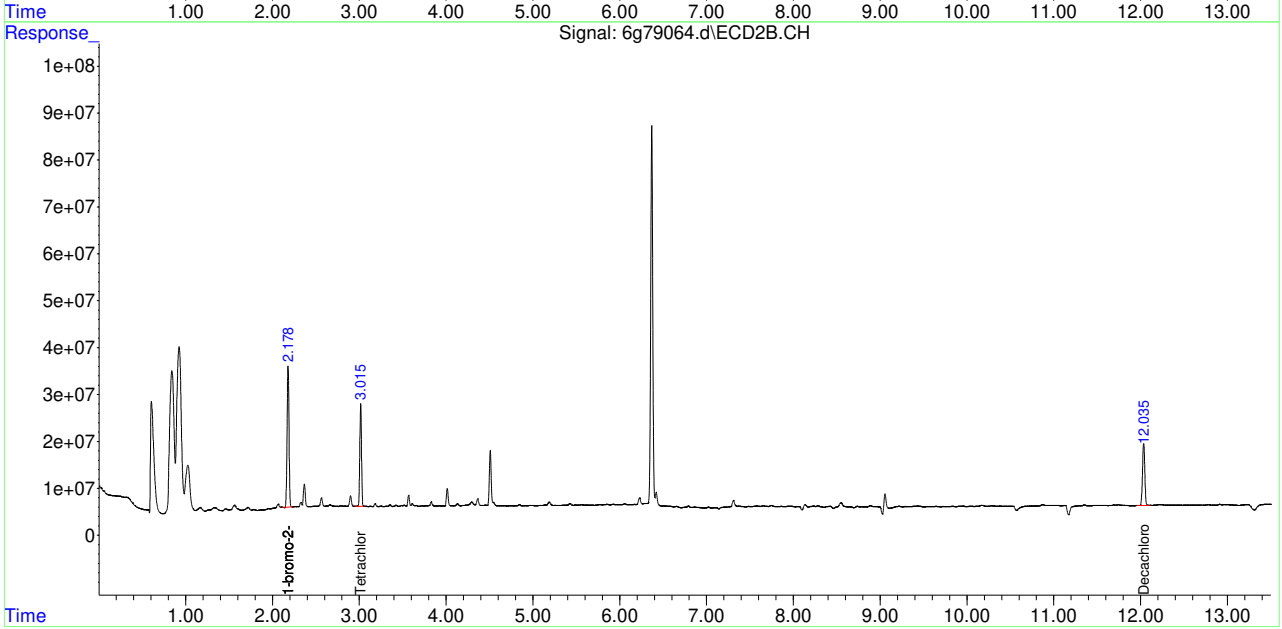

Manual Integration Approval Summary

Sample Number:	JD30019-3	**Method:**	SW846 8081B
Lab FileID:	6G79064.D	**Analyst approved:**	08/23/21 01:55 Christine Phillips
Injection Time:	08/23/21 01:18	**Supervisor approved:**	08/23/21 08:16 Gwendolyn Burns

Parameter	CAS	Sig#	R.T. (min.)	Reason
Decachlorobiphenyl	2051-24-3	1	9.62	Poorly defined baseline

Quantitation Report (Qedit)

Data Path : C:\msdchem\1\data\G6G2775\
Data File : 6g79064.d
Signal(s) : Signal #1: ECD1A.CH Signal #2: ECD2B.CH
Acq On : 23-Aug-21, 01:18:06
Operator : christp
Sample : jd30019-3
Misc : op34973,g6g2775,16.5,,,10,1
ALS Vial : 47 (Sig #1); 0 (Sig #2) Sample Multiplier: 1

Integration File signal 1: autoint1.e
Integration File signal 2: autoint2.e
Quant Time: Aug 23 01:50:42 2021
Quant Method : C:\MSDCHEM\1\METHODS\6PST2739.M
Quant Title : PEST/PCB
QLast Update : Mon Jul 19 00:05:28 2021
Response via : Initial Calibration
Integrator: ChemStation 6890 Scale Mode: Large solvent peaks clipped

Volume Inj. : 1ul
Signal #1 Phase : RTXCLP I Signal #2 Phase: RTX-CLP II
Signal #1 Info : 30mx.32mmx.32um Signal #2 Info : 30m x .32mm x .25um

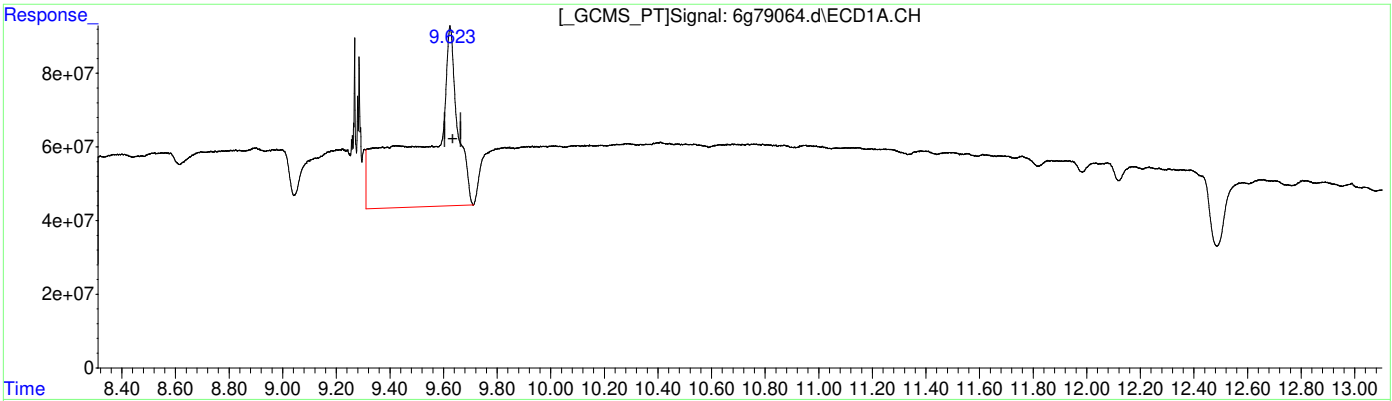

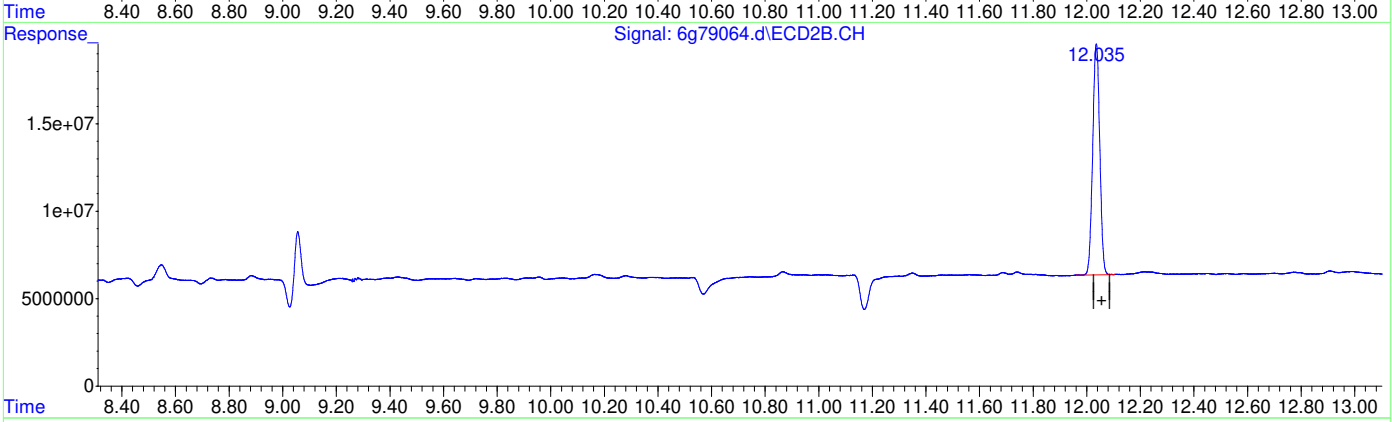

QEdit

(26) Decachlorobiphenyl (SA)

9.625min 217.246 PPB

response 4365904634

(26) Decachlorobiphenyl #2 (SA)

12.036min 39.912 PPB

response 242580544

(+) = Expected Retention Time

Quantitation Report (Qedit)

Data Path : C:\msdchem\1\data\G6G2775\
Data File : 6g79064.d
Signal(s) : Signal #1: ECD1A.CH Signal #2: ECD2B.CH
Acq On : 23-Aug-21, 01:18:06
Operator : christp
Sample : jd30019-3
Misc : op34973,g6g2775,16.5,,,10,1
ALS Vial : 47 (Sig #1); 0 (Sig #2) Sample Multiplier: 1

Integration File signal 1: autoint1.e
Integration File signal 2: autoint2.e
Quant Time: Aug 23 01:50:42 2021
Quant Method : C:\MSDCHEM\1\METHODS\6PST2739.M
Quant Title : PEST/PCB
QLast Update : Mon Jul 19 00:05:28 2021
Response via : Initial Calibration
Integrator: ChemStation 6890 Scale Mode: Large solvent peaks clipped

Volume Inj. : 1ul
Signal #1 Phase : RTXCLP I Signal #2 Phase: RTX-CLP II
Signal #1 Info : 30mx.32mmx.32um Signal #2 Info : 30m x .32mm x .25um

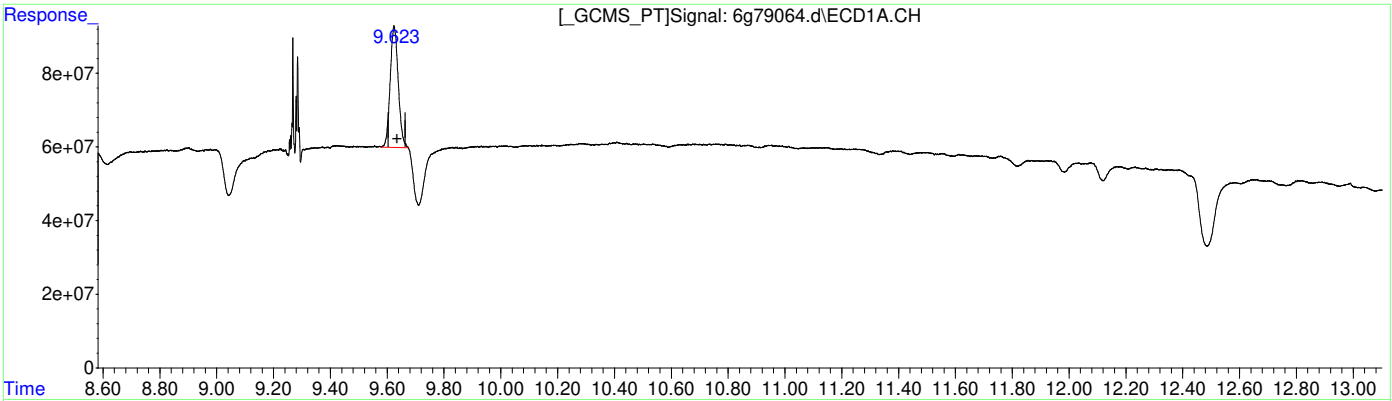

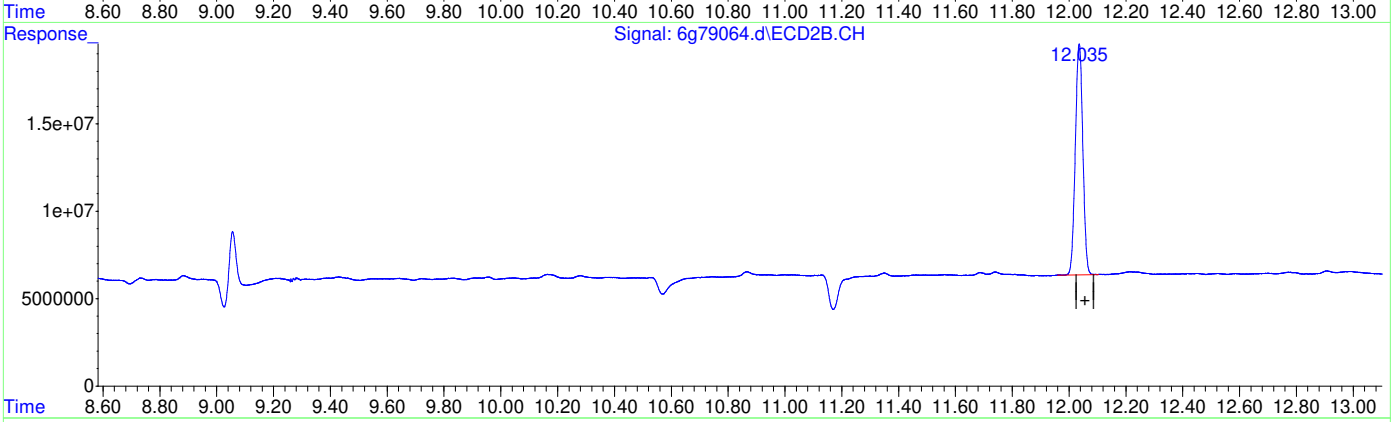

QEdit

(26) Decachlorobiphenyl (SA)

9.623min 32.203 PPB m

response 647170411

(26) Decachlorobiphenyl #2 (SA)

12.036min 39.912 PPB

response 242580544

(+) = Expected Retention Time
6PST2739.M Mon Aug 23 01:51:24 2021

Manual Integrations APPROVED (compounds with "m" flag)
Gwendolyn Burns 08/23/21 08:16

Quantitation Report (QT Reviewed)

Data Path : C:\msdchem\1\data\G6G2775\
Data File : 6g79065.d
Signal(s) : Signal #1: ECD1A.CH Signal #2: ECD2B.CH
Acq On : 23-Aug-21, 01:36:22
Operator : christp
Sample : jd30019-4
Misc : op34973,g6g2775,15.9,,,10,1
ALS Vial : 48 (Sig #1); 0 (Sig #2) Sample Multiplier: 1

Integration File signal 1: autoint1.e
Integration File signal 2: autoint2.e
Quant Time: Aug 23 01:52:59 2021
Quant Method : C:\MSDCHEM\1\METHODS\6PST2739.M
Quant Title : PEST/PCB
QLast Update : Mon Jul 19 00:05:28 2021
Response via : Initial Calibration
Integrator: ChemStation 6890 Scale Mode: Large solvent peaks clipped

Volume Inj. : 1ul
Signal #1 Phase : RTXCLP I Signal #2 Phase: RTX-CLP II
Signal #1 Info : 30mx.32mmx.32um Signal #2 Info : 30m x .32mm x .25um

	Compound	RT#1	RT#2	Resp#1	Resp#2	PPB	PPB
	Internal Standards						
1)	I 1-bromo-2...	1.834	2.180	745.2E6	470.8E6	50.000	50.000
27)	I 1-bromo-2...	1.834	2.180	745.2E6	470.8E6	50.000	50.000
33)	I 1-bromo-2...	1.834	2.180	745.2E6	470.8E6	50.000	50.000
	System Monitoring Compounds						
2)	SAB Tetrachlo...	2.422	3.016	311.1E6	280.3E6	36.475	34.514
	Spiked Amount 40.000	Range 30 - 150		Recovery =		91.19%	86.29%
26)	SA Decachlor...	9.625	12.036f	622.5E6	222.6E6	34.399m	36.140
	Spiked Amount 40.000			Recovery =		86.00%	90.35%
	Target Compounds						
	Sum Toxaphene			0	0	N.D.	N.D.
	Average Toxaphene					0.000	0.000

SemiQuant Compounds - Not Calibrated on this Instrument

(f)=RT Delta > 1/2 Window (#)=Amounts differ by > 25% (m)=manual int.

11.1.4 11

Quantitation Report (QT Reviewed)

Data Path : C:\msdchem\1\data\G6G2775\
Data File : 6g79065.d
Signal(s) : Signal #1: ECD1A.CH Signal #2: ECD2B.CH
Acq On : 23-Aug-21, 01:36:22
Operator : christp
Sample : jd30019-4
Misc : op34973,g6g2775,15.9,,,10,1
ALS Vial : 48 (Sig #1); 0 (Sig #2) Sample Multiplier: 1

Integration File signal 1: autoint1.e
Integration File signal 2: autoint2.e
Quant Time: Aug 23 01:52:59 2021
Quant Method : C:\MSDCHEM\1\METHODS\6PST2739.M
Quant Title : PEST/PCB
QLast Update : Mon Jul 19 00:05:28 2021
Response via : Initial Calibration
Integrator: ChemStation 6890 Scale Mode: Large solvent peaks clipped

Volume Inj. : 1ul
Signal #1 Phase : RTXCLP I Signal #2 Phase: RTX-CLP II
Signal #1 Info : 30mx.32mmx.32um Signal #2 Info : 30m x .32mm x .25um

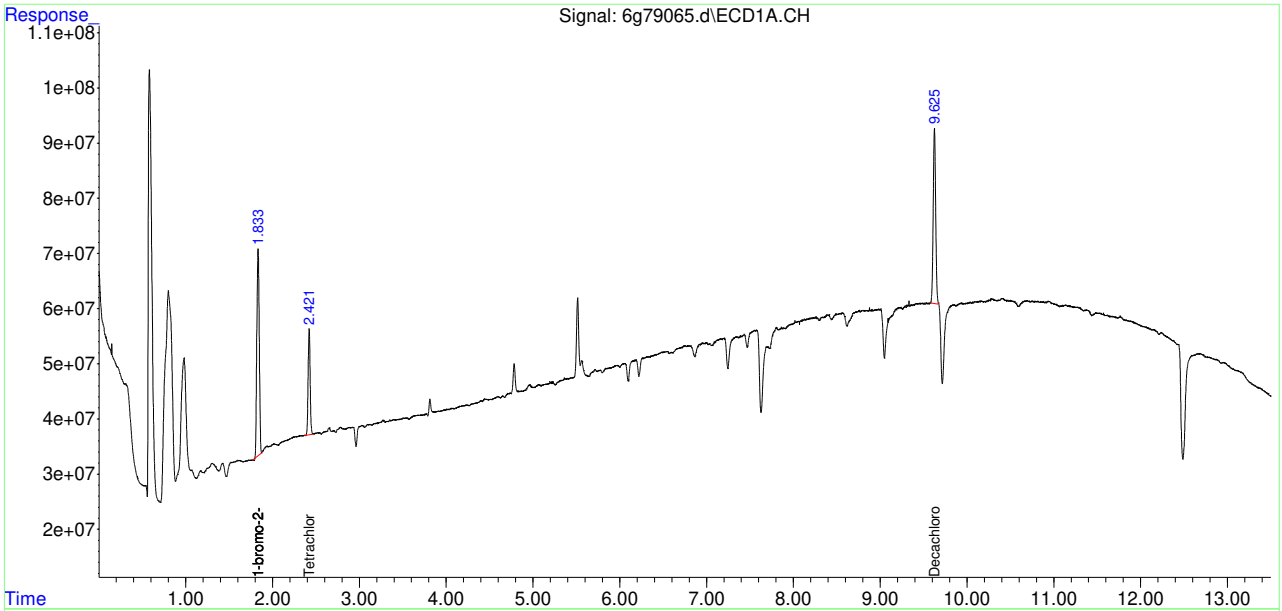

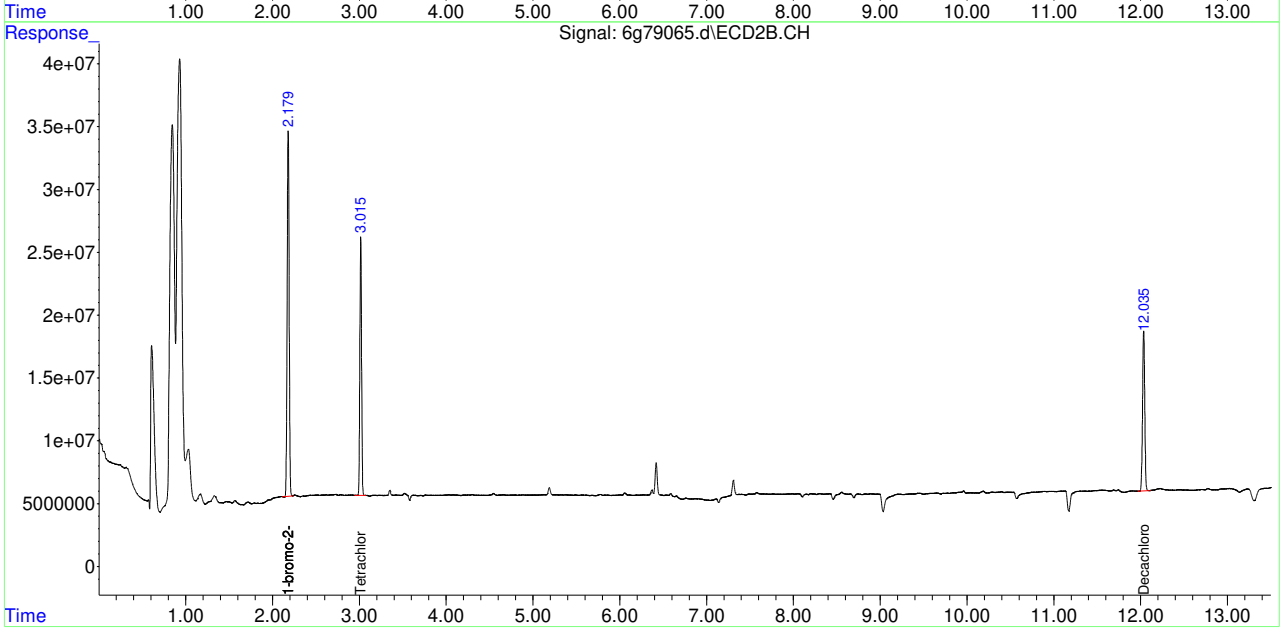

Manual Integration Approval Summary

Sample Number:	JD30019-4	**Method:**	SW846 8081B
Lab FileID:	6G79065.D	**Analyst approved:**	08/23/21 01:55 Christine Phillips
Injection Time:	08/23/21 01:36	**Supervisor approved:**	08/23/21 08:16 Gwendolyn Burns

Parameter	CAS	Sig#	R.T. (min.)	Reason
Decachlorobiphenyl	2051-24-3	1	9.62	Poorly defined baseline

Quantitation Report (Qedit)

Data Path : C:\msdchem\1\data\G6G2775\
Data File : 6g79065.d
Signal(s) : Signal #1: ECD1A.CH Signal #2: ECD2B.CH
Acq On : 23-Aug-21, 01:36:22
Operator : christp
Sample : jd30019-4
Misc : op34973,g6g2775,15.9,,,10,1
ALS Vial : 48 (Sig #1); 0 (Sig #2) Sample Multiplier: 1

Integration File signal 1: autoint1.e
Integration File signal 2: autoint2.e
Quant Time: Aug 23 01:51:50 2021
Quant Method : C:\MSDCHEM\1\METHODS\6PST2739.M
Quant Title : PEST/PCB
QLast Update : Mon Jul 19 00:05:28 2021
Response via : Initial Calibration
Integrator: ChemStation 6890 Scale Mode: Large solvent peaks clipped

Volume Inj. : 1ul
Signal #1 Phase : RTXCLP I Signal #2 Phase: RTX-CLP II
Signal #1 Info : 30mx.32mmx.32um Signal #2 Info : 30m x .32mm x .25um

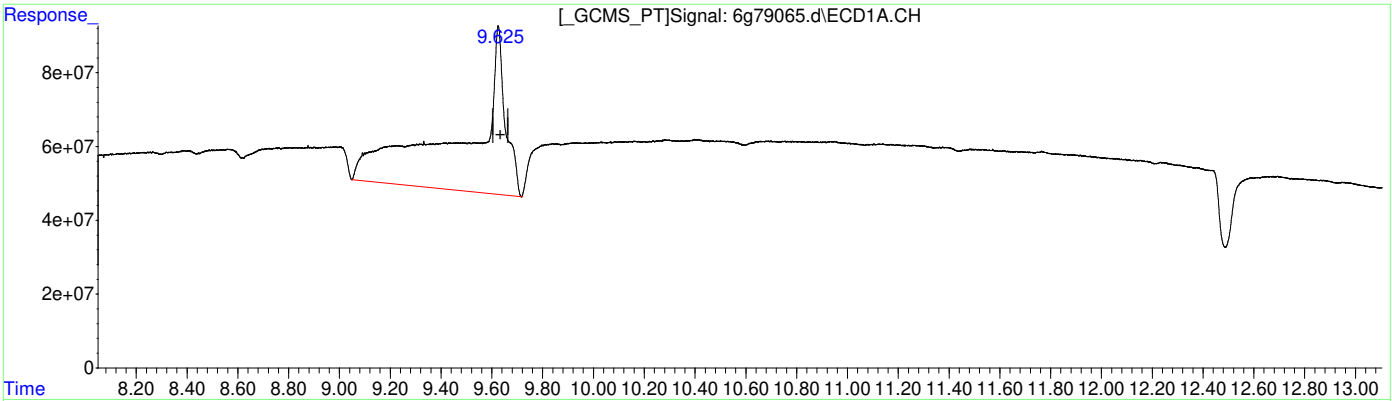

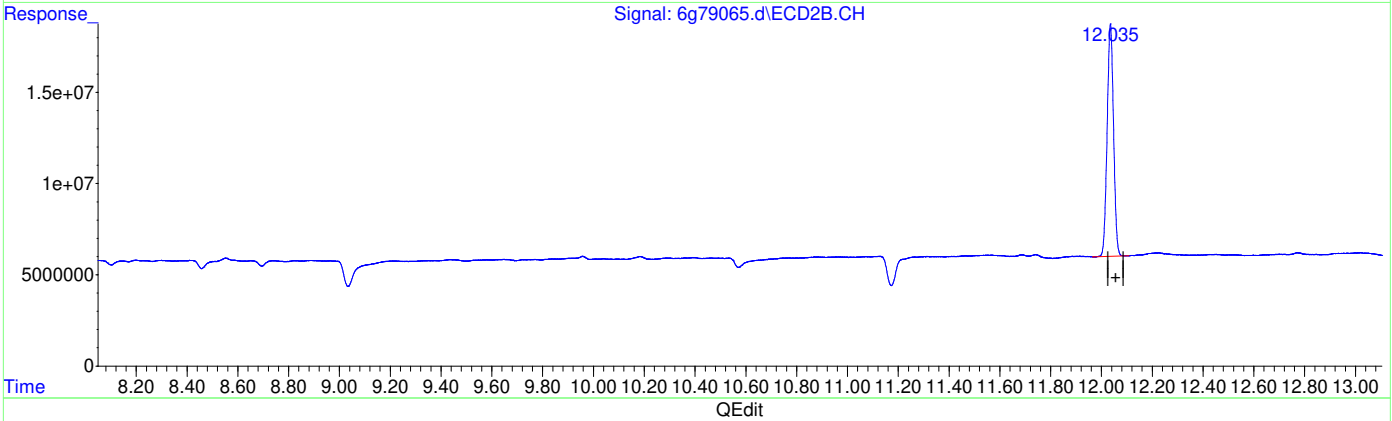

QEdit

(26) Decachlorobiphenyl (SA)

9.625min 276.343 PPB

response 5001135304

(26) Decachlorobiphenyl #2 (SA)

12.036min 36.140 PPB

response 222588124

(+) = Expected Retention Time
6PST2739.M Mon Aug 23 01:52:21 2021

Quantitation Report (Qedit)

Data Path : C:\msdchem\1\data\G6G2775\
Data File : 6g79065.d
Signal(s) : Signal #1: ECD1A.CH Signal #2: ECD2B.CH
Acq On : 23-Aug-21, 01:36:22
Operator : christp
Sample : jd30019-4
Misc : op34973,g6g2775,15.9,,,10,1
ALS Vial : 48 (Sig #1); 0 (Sig #2) Sample Multiplier: 1

Integration File signal 1: autoint1.e
Integration File signal 2: autoint2.e
Quant Time: Aug 23 01:51:50 2021
Quant Method : C:\MSDCHEM\1\METHODS\6PST2739.M
Quant Title : PEST/PCB
QLast Update : Mon Jul 19 00:05:28 2021
Response via : Initial Calibration
Integrator: ChemStation 6890 Scale Mode: Large solvent peaks clipped

Volume Inj. : 1ul
Signal #1 Phase : RTXCLP I Signal #2 Phase: RTX-CLP II
Signal #1 Info : 30mx.32mmx.32um Signal #2 Info : 30m x .32mm x .25um

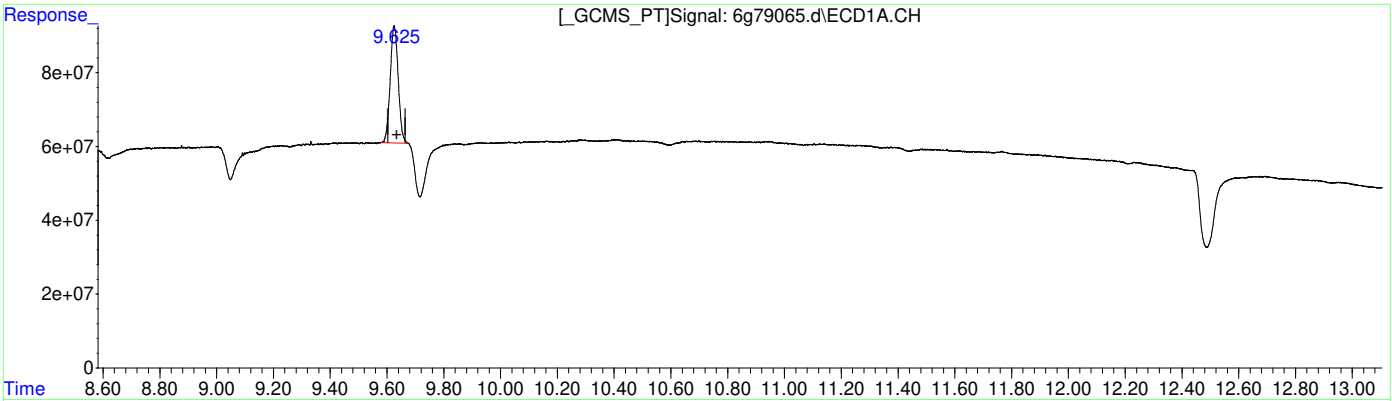

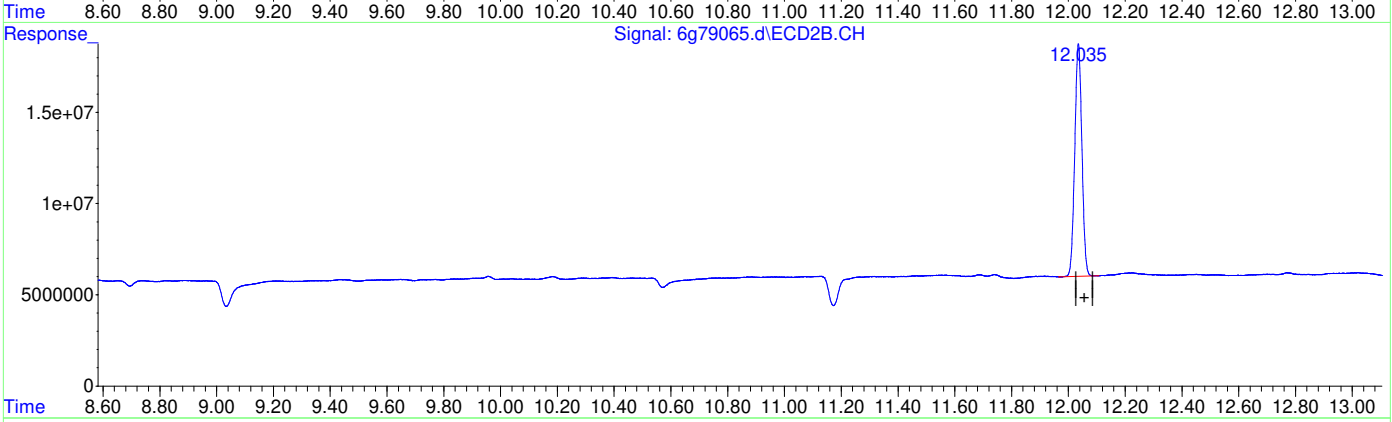

QEdit

(26) Decachlorobiphenyl (SA)

9.625min 34.399 PPB m

response 622533602

(26) Decachlorobiphenyl #2 (SA)

12.036min 36.140 PPB

response 222588124

(+) = Expected Retention Time
6PST2739.M Mon Aug 23 01:52:43 2021

Manual Integrations APPROVED (compounds with "m" flag)
Gwendolyn Burns 08/23/21 08:16

Quantitation Report (QT Reviewed)

Data Path : C:\msdchem\1\data\G6G2775\
Data File : 6g79066.d
Signal(s) : Signal #1: ECD1A.CH Signal #2: ECD2B.CH
Acq On : 23-Aug-21, 01:54:37
Operator : christp
Sample : jd30019-5
Misc : op34973,g6g2775,15.9,,,10,1
ALS Vial : 49 (Sig #1); 0 (Sig #2) Sample Multiplier: 1

Integration File signal 1: autoint1.e
Integration File signal 2: autoint2.e
Quant Time: Aug 23 02:29:09 2021
Quant Method : C:\MSDCHEM\1\METHODS\6PST2739.M
Quant Title : PEST/PCB
QLast Update : Mon Jul 19 00:05:28 2021
Response via : Initial Calibration
Integrator: ChemStation 6890 Scale Mode: Large solvent peaks clipped

Volume Inj. : 1ul
Signal #1 Phase : RTXCLP I Signal #2 Phase: RTX-CLP II
Signal #1 Info : 30mx.32mmx.32um Signal #2 Info : 30m x .32mm x .25um

	Compound	RT#1	RT#2	Resp#1	Resp#2	PPB	PPB
	Internal Standards						
1)	I 1-bromo-2...	1.833	2.180	736.3E6	455.2E6	50.000	50.000
27)	I 1-bromo-2...	1.833	2.180	736.3E6	455.2E6	50.000	50.000
33)	I 1-bromo-2...	1.833	2.180	736.3E6	455.2E6	50.000	50.000
	System Monitoring Compounds						
2)	SAB Tetrachlo...	2.421	3.016	293.0E6	288.0E6	34.771	36.680
	Spiked Amount 40.000	Range 30 - 150		Recovery =		86.93%	91.70%
26)	SA Decachlor...	9.625	12.036f	719.5E6	256.3E6	40.231m	43.050
	Spiked Amount 40.000			Recovery =		100.58%	107.63%
	Target Compounds						
	Sum Toxaphene			0	0	N.D.	N.D.
	Average Toxaphene					0.000	0.000

SemiQuant Compounds - Not Calibrated on this Instrument

(f)=RT Delta > 1/2 Window (#)=Amounts differ by > 25% (m)=manual int.

11.1.5 11

Quantitation Report (QT Reviewed)

Data Path : C:\msdchem\1\data\G6G2775\
Data File : 6g79066.d
Signal(s) : Signal #1: ECD1A.CH Signal #2: ECD2B.CH
Acq On : 23-Aug-21, 01:54:37
Operator : christp
Sample : jd30019-5
Misc : op34973,g6g2775,15.9,,,10,1
ALS Vial : 49 (Sig #1); 0 (Sig #2) Sample Multiplier: 1

Integration File signal 1: autoint1.e
Integration File signal 2: autoint2.e
Quant Time: Aug 23 02:29:09 2021
Quant Method : C:\MSDCHEM\1\METHODS\6PST2739.M
Quant Title : PEST/PCB
QLast Update : Mon Jul 19 00:05:28 2021
Response via : Initial Calibration
Integrator: ChemStation 6890 Scale Mode: Large solvent peaks clipped

Volume Inj. : 1ul
Signal #1 Phase : RTXCLP I Signal #2 Phase: RTX-CLP II
Signal #1 Info : 30mx.32mmx.32um Signal #2 Info : 30m x .32mm x .25um

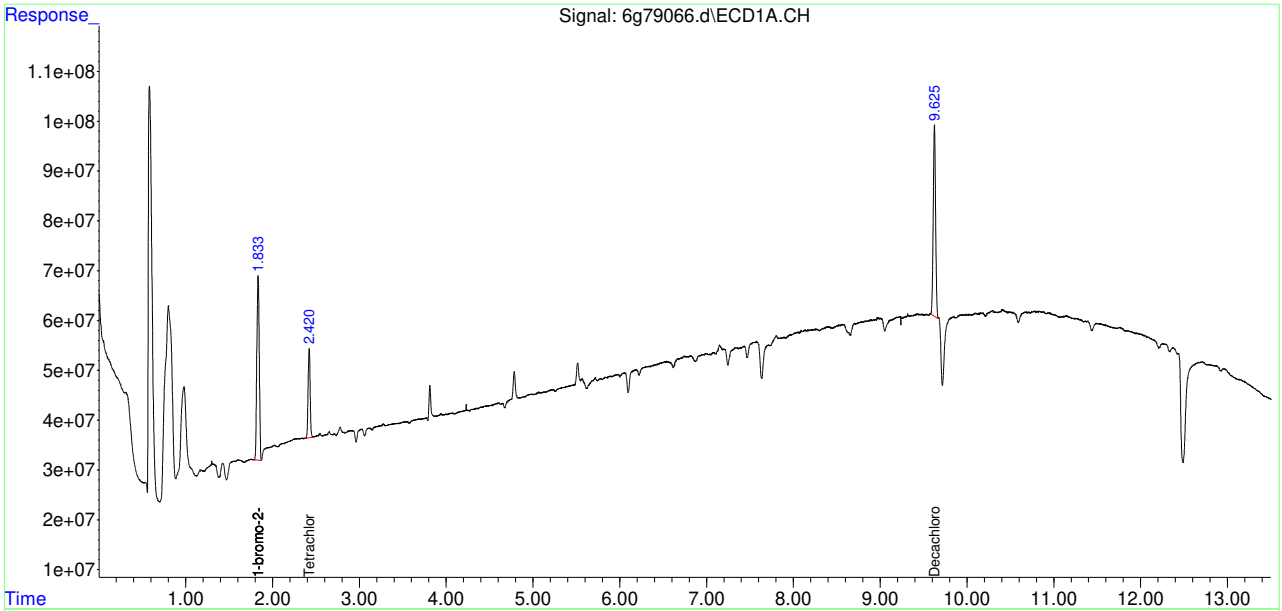

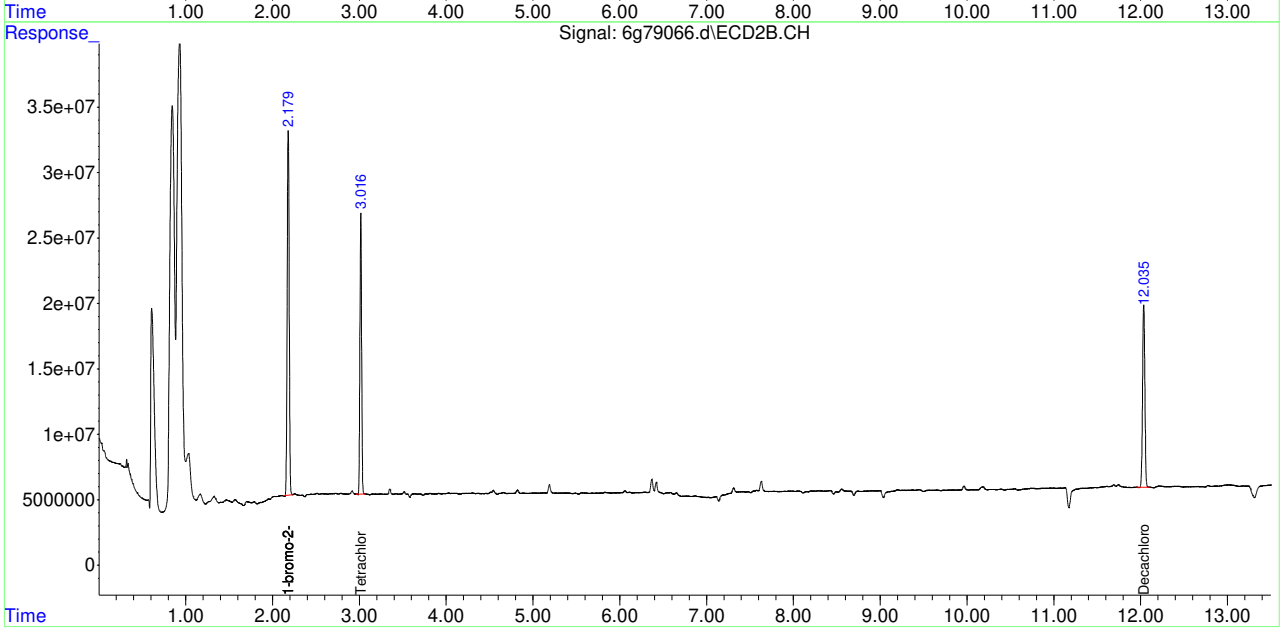

Manual Integration Approval Summary

Sample Number: JD30019-5
Lab FileID: 6G79066.D
Injection Time: 08/23/21 01:54

Method: SW846 8081B
Analyst approved: 08/23/21 02:31 Christine Phillips
Supervisor approved: 08/23/21 08:16 Gwendolyn Burns

Parameter	CAS	Sig#	R.T. (min.)	Reason
Decachlorobiphenyl	2051-24-3	1	9.62	Poorly defined baseline

Quantitation Report (Qedit)

Data Path : C:\msdchem\1\data\G6G2775\
Data File : 6g79066.d
Signal(s) : Signal #1: ECD1A.CH Signal #2: ECD2B.CH
Acq On : 23-Aug-21, 01:54:37
Operator : christp
Sample : jd30019-5
Misc : op34973,g6g2775,15.9,,,10,1
ALS Vial : 49 (Sig #1); 0 (Sig #2) Sample Multiplier: 1

Integration File signal 1: autoint1.e
Integration File signal 2: autoint2.e
Quant Time: Aug 23 02:28:18 2021
Quant Method : C:\MSDCHEM\1\METHODS\6PST2739.M
Quant Title : PEST/PCB
QLast Update : Mon Jul 19 00:05:28 2021
Response via : Initial Calibration
Integrator: ChemStation 6890 Scale Mode: Large solvent peaks clipped

Volume Inj. : 1ul
Signal #1 Phase : RTXCLP I Signal #2 Phase: RTX-CLP II
Signal #1 Info : 30mx.32mmx.32um Signal #2 Info : 30m x .32mm x .25um

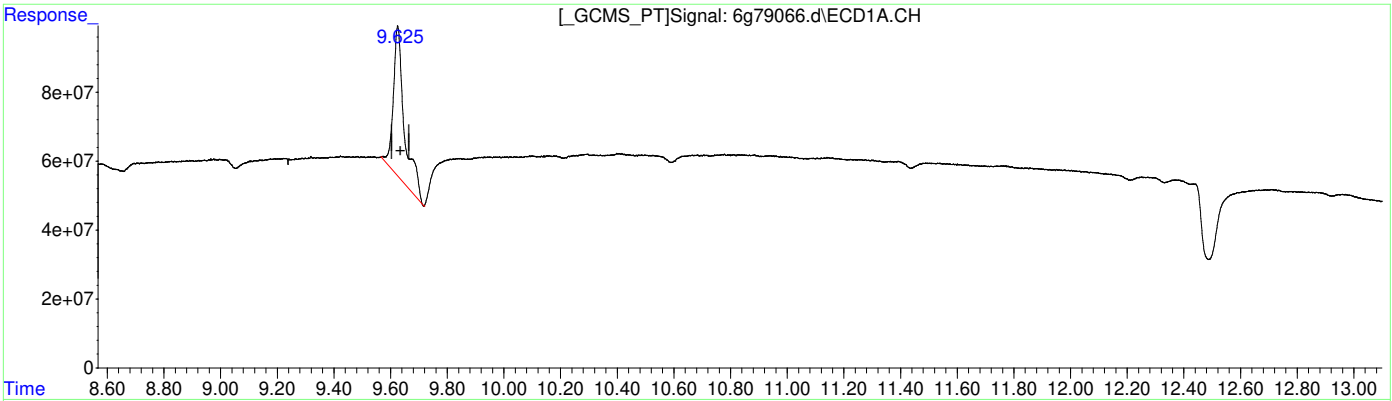

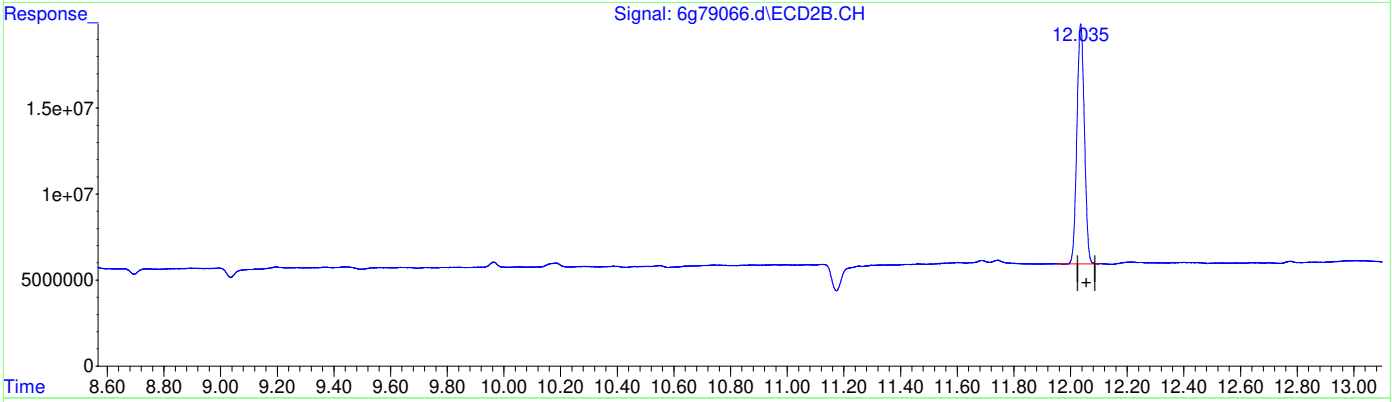

QEdit

(26) Decachlorobiphenyl (SA)

9.625min 65.564 PPB

response 1172483264

(26) Decachlorobiphenyl #2 (SA)

12.036min 43.050 PPB

response 256334495

(+) = Expected Retention Time

Quantitation Report (Qedit)

Data Path : C:\msdchem\1\data\G6G2775\
Data File : 6g79066.d
Signal(s) : Signal #1: ECD1A.CH Signal #2: ECD2B.CH
Acq On : 23-Aug-21, 01:54:37
Operator : christp
Sample : jd30019-5
Misc : op34973,g6g2775,15.9,,,10,1
ALS Vial : 49 (Sig #1); 0 (Sig #2) Sample Multiplier: 1

Integration File signal 1: autoint1.e
Integration File signal 2: autoint2.e
Quant Time: Aug 23 02:28:18 2021
Quant Method : C:\MSDCHEM\1\METHODS\6PST2739.M
Quant Title : PEST/PCB
QLast Update : Mon Jul 19 00:05:28 2021
Response via : Initial Calibration
Integrator: ChemStation 6890 Scale Mode: Large solvent peaks clipped

Volume Inj. : 1ul
Signal #1 Phase : RTXCLP I Signal #2 Phase: RTX-CLP II
Signal #1 Info : 30mx.32mmx.32um Signal #2 Info : 30m x .32mm x .25um

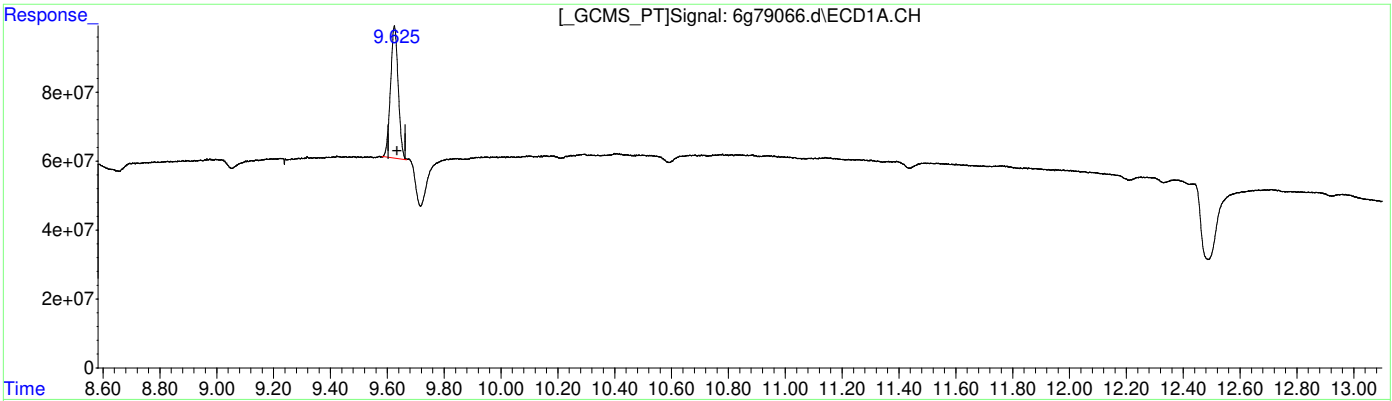

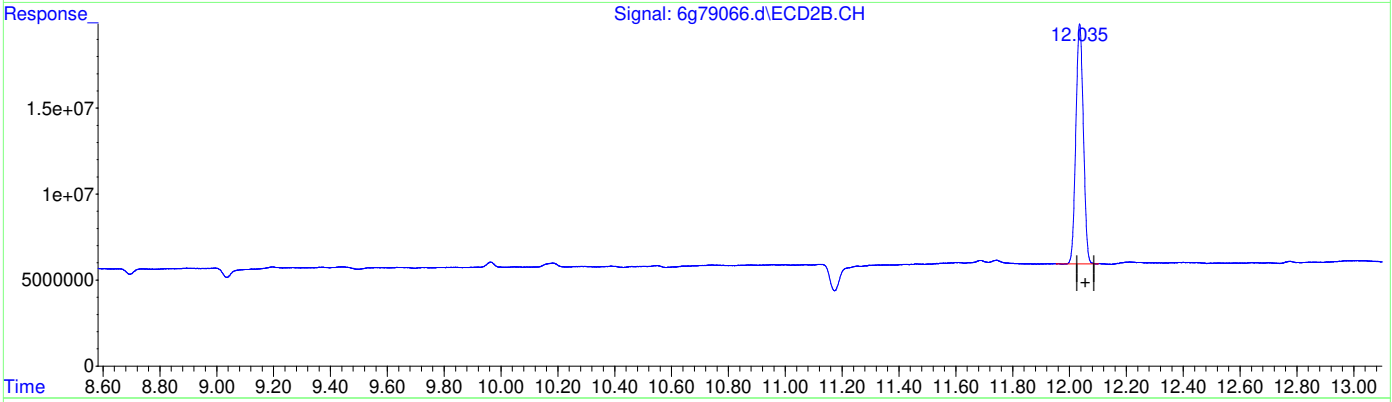

QEdit

(26) Decachlorobiphenyl (SA)

9.625min 40.231 PPB m

response 719455336

(26) Decachlorobiphenyl #2 (SA)

12.036min 43.050 PPB

response 256334495

(+) = Expected Retention Time
6PST2739.M Mon Aug 23 02:28:52 2021

Manual Integrations APPROVED (compounds with "m" flag)
Gwendolyn Burns 08/23/21 08:16

Quantitation Report (QT Reviewed)

Data Path : C:\msdchem\1\data\G6G2775\
Data File : 6g79067.d
Signal(s) : Signal #1: ECD1A.CH Signal #2: ECD2B.CH
Acq On : 23-Aug-21, 02:12:59
Operator : christp
Sample : jd30019-6
Misc : op34973,g6g2775,15.0,,,10,1
ALS Vial : 50 (Sig #1); 0 (Sig #2) Sample Multiplier: 1

Integration File signal 1: autoint1.e
Integration File signal 2: autoint2.e
Quant Time: Aug 23 02:30:23 2021
Quant Method : C:\MSDCHEM\1\METHODS\6PST2739.M
Quant Title : PEST/PCB
QLast Update : Mon Jul 19 00:05:28 2021
Response via : Initial Calibration
Integrator: ChemStation 6890 Scale Mode: Large solvent peaks clipped

Volume Inj. : 1ul
Signal #1 Phase : RTXCLP I Signal #2 Phase: RTX-CLP II
Signal #1 Info : 30mx.32mmx.32um Signal #2 Info : 30m x .32mm x .25um

	Compound	RT#1	RT#2	Resp#1	Resp#2	PPB	PPB
	Internal Standards						
1)	I 1-bromo-2...	1.837	2.182	744.3E6	474.4E6	50.000	50.000
27)	I 1-bromo-2...	1.837	2.182	744.3E6	474.4E6	50.000	50.000
33)	I 1-bromo-2...	1.837	2.182	744.3E6	474.4E6	50.000	50.000
	System Monitoring Compounds						
2)	SAB Tetrachlo...	2.424	3.017	283.3E6	252.2E6	33.259	30.817
	Spiked Amount	40.000 Range	30 - 150	Recovery	=	83.15%	77.04%
26)	SA Decachlor...	9.626	12.035f	596.3E6	208.9E6	32.987m	33.658
	Spiked Amount	40.000		Recovery	=	82.47%	84.15%
	Target Compounds						
	Sum Toxaphene			0	0	N.D.	N.D.
	Average Toxaphene					0.000	0.000

SemiQuant Compounds - Not Calibrated on this Instrument

(f)=RT Delta > 1/2 Window (#)=Amounts differ by > 25% (m)=manual int.

11.1.6 11

Quantitation Report (QT Reviewed)

Data Path : C:\msdchem\1\data\G6G2775\
Data File : 6g79067.d
Signal(s) : Signal #1: ECD1A.CH Signal #2: ECD2B.CH
Acq On : 23-Aug-21, 02:12:59
Operator : christp
Sample : jd30019-6
Misc : op34973,g6g2775,15.0,,,10,1
ALS Vial : 50 (Sig #1); 0 (Sig #2) Sample Multiplier: 1

Integration File signal 1: autoint1.e
Integration File signal 2: autoint2.e
Quant Time: Aug 23 02:30:23 2021
Quant Method : C:\MSDCHEM\1\METHODS\6PST2739.M
Quant Title : PEST/PCB
QLast Update : Mon Jul 19 00:05:28 2021
Response via : Initial Calibration
Integrator: ChemStation 6890 Scale Mode: Large solvent peaks clipped

Volume Inj. : 1ul
Signal #1 Phase : RTXCLP I Signal #2 Phase: RTX-CLP II
Signal #1 Info : 30mx.32mmx.32um Signal #2 Info : 30m x .32mm x .25um

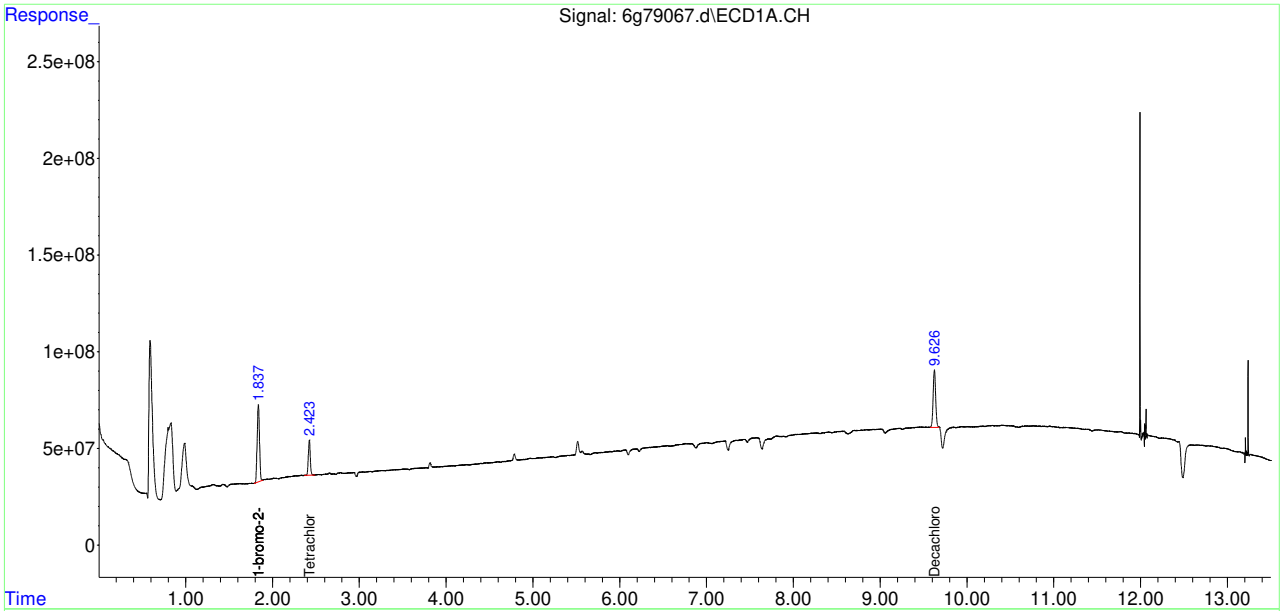

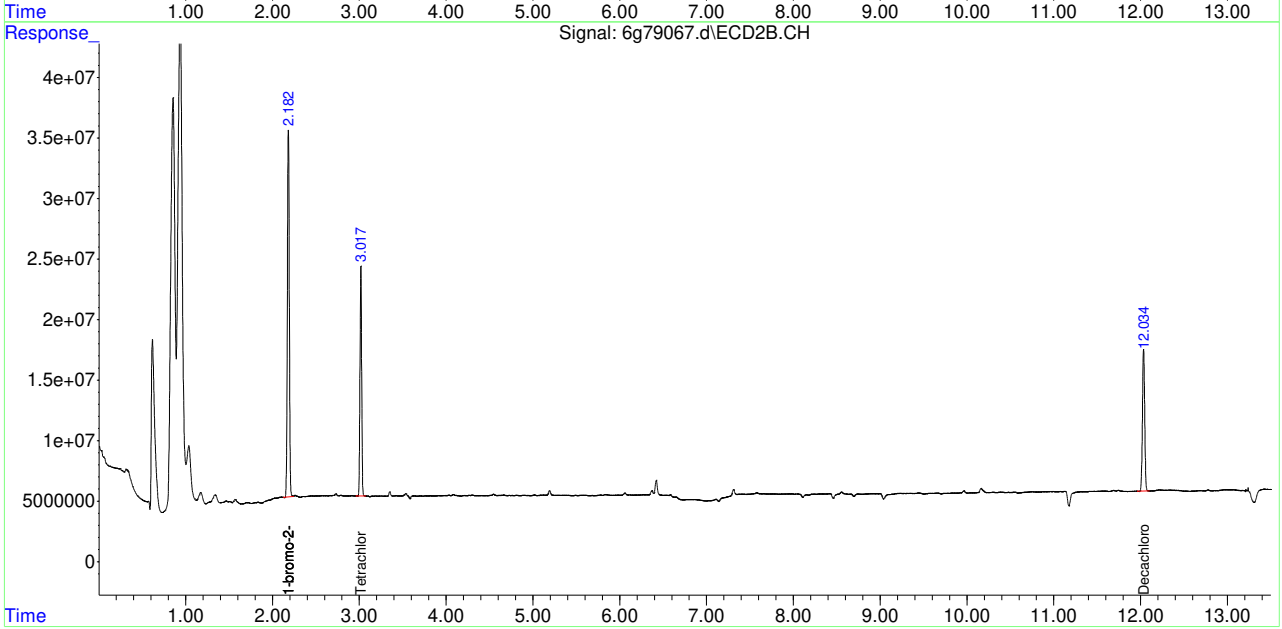

Manual Integration Approval Summary

Sample Number:	JD30019-6	**Method:**	SW846 8081B
Lab FileID:	6G79067.D	**Analyst approved:**	08/23/21 02:31 Christine Phillips
Injection Time:	08/23/21 02:12	**Supervisor approved:**	08/23/21 08:16 Gwendolyn Burns

Parameter	CAS	Sig#	R.T. (min.)	Reason
Decachlorobiphenyl	2051-24-3	1	9.63	Poorly defined baseline

Quantitation Report (Qedit)

Data Path : C:\msdchem\1\data\G6G2775\
Data File : 6g79067.d
Signal(s) : Signal #1: ECD1A.CH Signal #2: ECD2B.CH
Acq On : 23-Aug-21, 02:12:59
Operator : christp
Sample : jd30019-6
Misc : op34973,g6g2775,15.0,,,10,1
ALS Vial : 50 (Sig #1); 0 (Sig #2) Sample Multiplier: 1

Integration File signal 1: autoint1.e
Integration File signal 2: autoint2.e
Quant Time: Aug 23 02:29:27 2021
Quant Method : C:\MSDCHEM\1\METHODS\6PST2739.M
Quant Title : PEST/PCB
QLast Update : Mon Jul 19 00:05:28 2021
Response via : Initial Calibration
Integrator: ChemStation 6890 Scale Mode: Large solvent peaks clipped

Volume Inj. : 1ul
Signal #1 Phase : RTXCLP I Signal #2 Phase: RTX-CLP II
Signal #1 Info : 30mx.32mmx.32um Signal #2 Info : 30m x .32mm x .25um

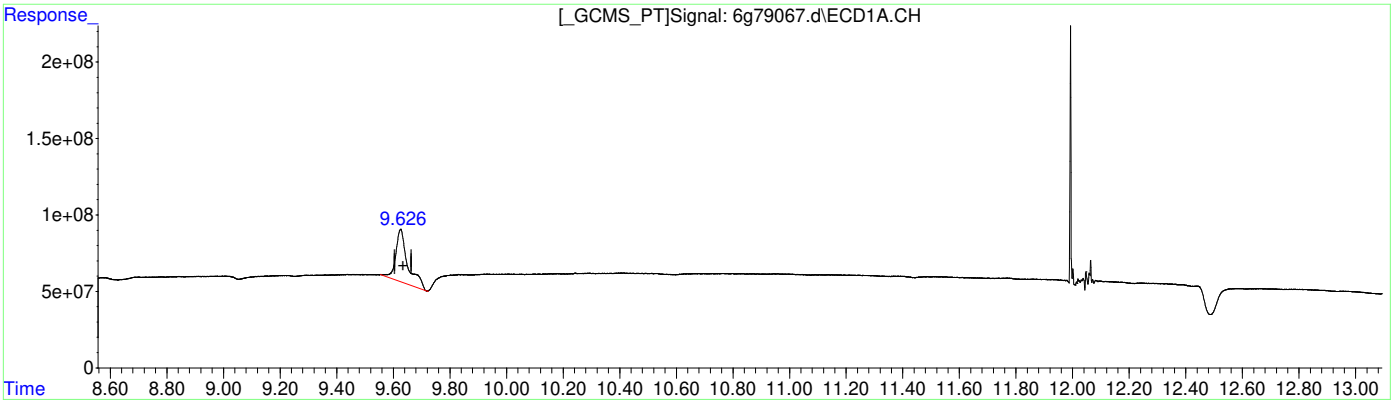

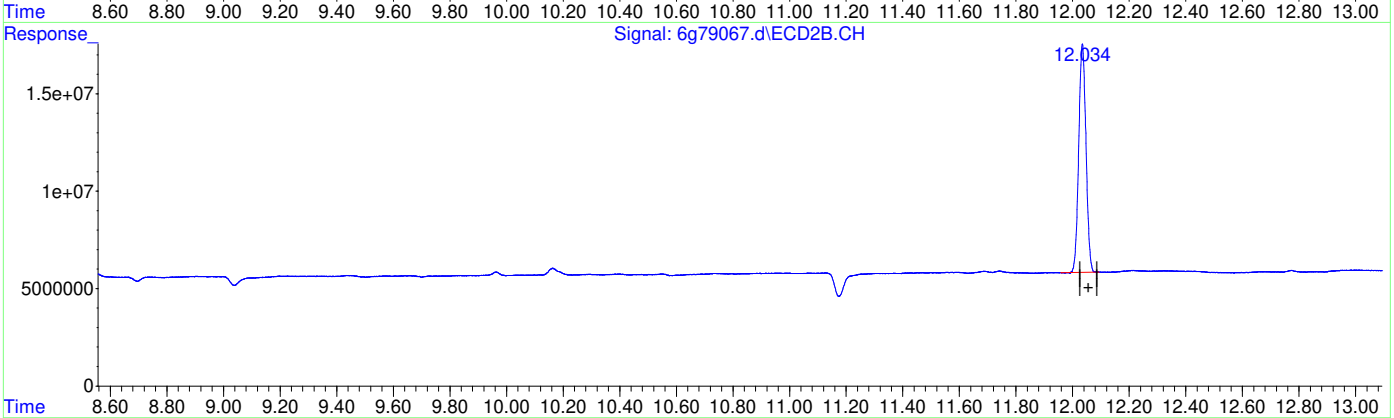

QEdit

(26) Decachlorobiphenyl (SA)

9.626min 55.761 PPB

response 1007978260

(26) Decachlorobiphenyl #2 (SA)

12.035min 33.658 PPB

response 208873386

(+) = Expected Retention Time

Quantitation Report (Qedit)

Data Path : C:\msdchem\1\data\G6G2775\
Data File : 6g79067.d
Signal(s) : Signal #1: ECD1A.CH Signal #2: ECD2B.CH
Acq On : 23-Aug-21, 02:12:59
Operator : christp
Sample : jd30019-6
Misc : op34973,g6g2775,15.0,,,10,1
ALS Vial : 50 (Sig #1); 0 (Sig #2) Sample Multiplier: 1

Integration File signal 1: autoint1.e
Integration File signal 2: autoint2.e
Quant Time: Aug 23 02:29:27 2021
Quant Method : C:\MSDCHEM\1\METHODS\6PST2739.M
Quant Title : PEST/PCB
QLast Update : Mon Jul 19 00:05:28 2021
Response via : Initial Calibration
Integrator: ChemStation 6890 Scale Mode: Large solvent peaks clipped

Volume Inj. : 1ul
Signal #1 Phase : RTXCLP I Signal #2 Phase: RTX-CLP II
Signal #1 Info : 30mx.32mmx.32um Signal #2 Info : 30m x .32mm x .25um

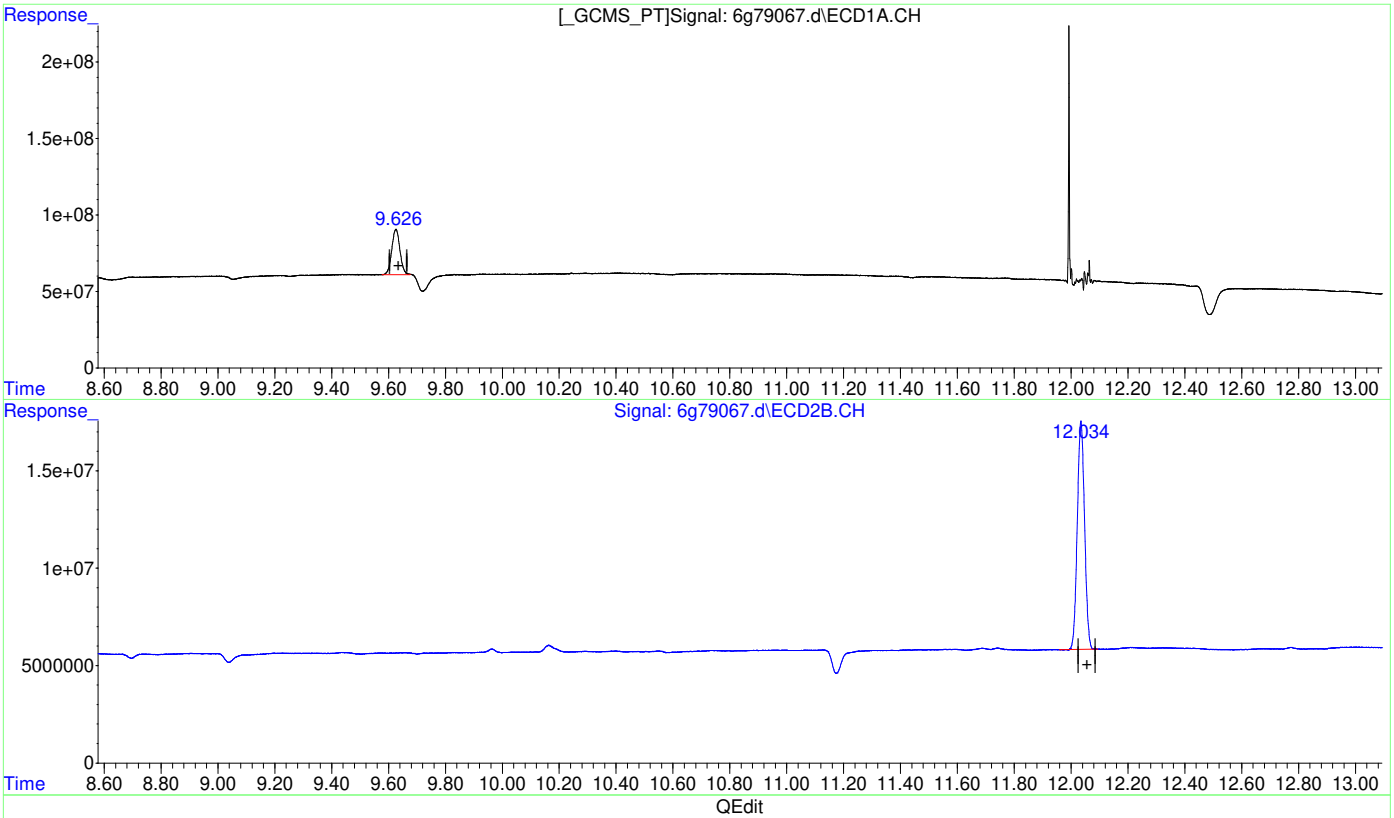

(26) Decachlorobiphenyl (SA)

9.626min 32.987 PPB m

response 596297047

(26) Decachlorobiphenyl #2 (SA)

12.035min 33.658 PPB

response 208873386

(+) = Expected Retention Time
6PST2739.M Mon Aug 23 02:30:06 2021

Manual Integrations APPROVED
(compounds with "m" flag)
Gwendolyn Burns
08/23/21 09:32

Quantitation Report (QT Reviewed)

Data Path : C:\msdchem\1\data\chrisc2\rk79\
Data File : rk2914.d
Signal(s) : Signal #1: ECD1A.ch Signal #2: ECD2B.ch
Acq On : 20 Aug 2021 8:46 pm
Operator : rebeccak
Sample : jd30019-1
Misc : op34974,grk79,15.7,,,10,1
ALS Vial : 53 Sample Multiplier: 1

Integration File signal 1: autoint1.e
Integration File signal 2: autoint2.e
Quant Time: Aug 22 22:00:41 2021
Quant Method : C:\MSDCHEM\1\METHODS\rkpcb50.m
Quant Title :
QLast Update : Sun Aug 22 21:31:57 2021
Response via : Initial Calibration
Integrator: ChemStation

Volume Inj. : 1ul
Signal #1 Phase : ZBCLP-1 Signal #2 Phase: ZBCLP-2
Signal #1 Info : 30m X 0.32mm(.32u Signal #2 Info : 30m X 0.32 mm (.25um)

	Compound	RT#1	RT#2	Resp#1	Resp#2	ppb	ppb
	System Monitoring Compounds						
1) S	Tetrachlo...	2.799	3.739	643.4E6	3348.3E6	42.986	52.485
	Spiked Amount	40.000		Recovery	=	107.46%	131.21%
51) S	Decachlor...	9.967	12.246	465.4E6	1914.2E6	32.328	38.538m
	Spiked Amount	40.000		Recovery	=	80.82%	96.34%
	Target Compounds						

(f)=RT Delta > 1/2 Window (#)=Amounts differ by > 25% (m)=manual int.

11.1.7 11

Quantitation Report (QT Reviewed)

Data Path : C:\msdchem\1\data\chrisc2\rk79\
Data File : rk2914.d
Signal(s) : Signal #1: ECD1A.ch Signal #2: ECD2B.ch
Acq On : 20 Aug 2021 8:46 pm
Operator : rebeccak
Sample : jd30019-1
Misc : op34974,grk79,15.7,,,10,1
ALS Vial : 53 Sample Multiplier: 1

Integration File signal 1: autoint1.e
Integration File signal 2: autoint2.e
Quant Time: Aug 22 22:00:41 2021
Quant Method : C:\MSDCHEM\1\METHODS\rkpcb50.m
Quant Title :
QLast Update : Sun Aug 22 21:31:57 2021
Response via : Initial Calibration
Integrator: ChemStation

Volume Inj. : 1ul
Signal #1 Phase : ZBCLP-1 Signal #2 Phase: ZBCLP-2
Signal #1 Info : 30m X 0.32mm(.32u Signal #2 Info : 30m X 0.32 mm (.25um)

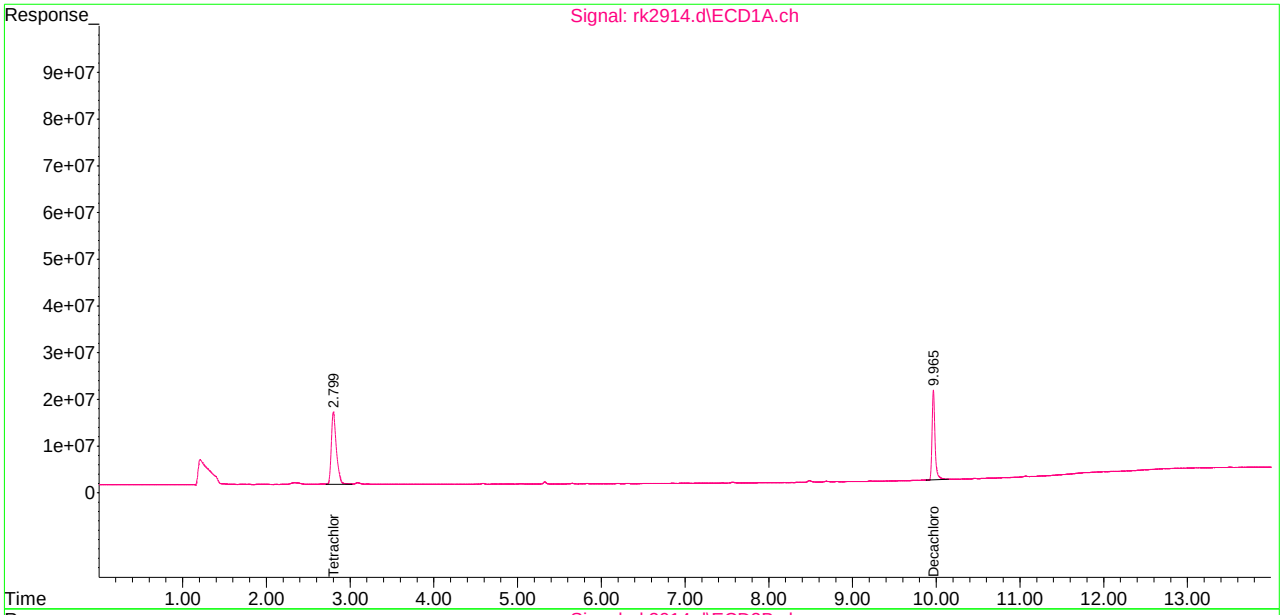

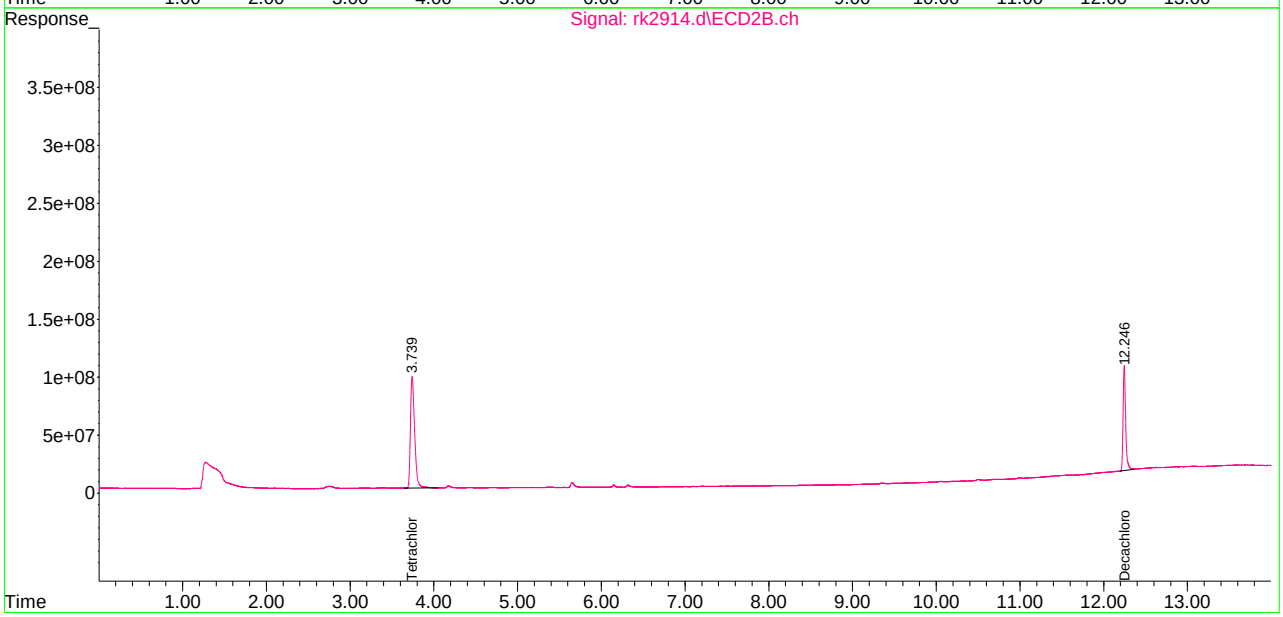

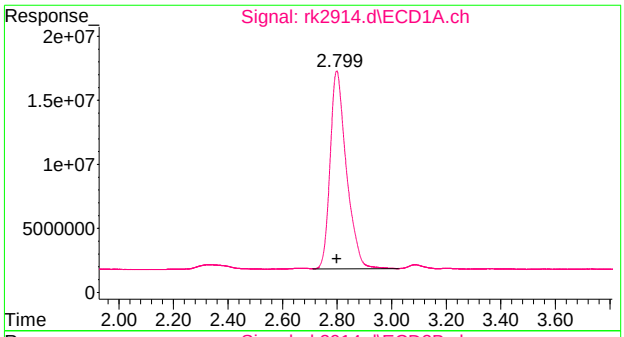

#1 Tetrachloro-m-xylene

R.T.: 2.799 min
Delta R.T.: 0.000 min
Response: 643375379
Conc: 42.99 ppb

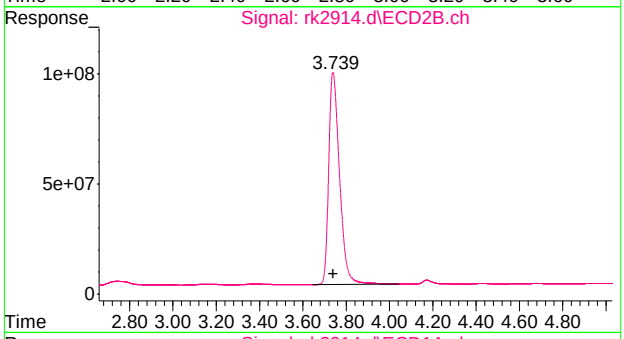

#1 Tetrachloro-m-xylene

R.T.: 3.739 min
Delta R.T.: 0.000 min
Response: 3348294881
Conc: 52.48 ppb

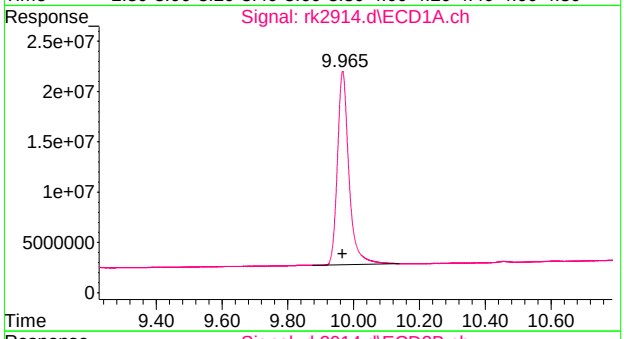

#51 Decachlorobiphenyl

R.T.: 9.967 min
Delta R.T.: 0.000 min
Response: 465389130
Conc: 32.33 ppb

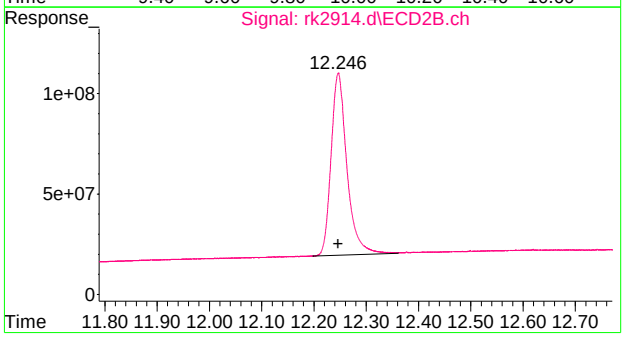

#51 Decachlorobiphenyl

R.T.: 12.246 min
Delta R.T.: 0.000 min
Response: 1914235820
Conc: 38.54 ppb m

Manual Integration Approval Summary

Sample Number: JD30019-1
Lab FileID: RK2914.D
Injection Time: 08/20/21 20:46
Method: SW846 8082A
Analyst approved: 08/22/21 23:33 Christopher Changho
Supervisor approved: 08/23/21 09:32 Gwendolyn Burns

Parameter	CAS	Sig#	R.T. (min.)	Reason
Decachlorobiphenyl	2051-24-3	2	12.25	Poorly defined baseline

Quantitation Report (Qedit)

Data Path : C:\msdchem\1\data\chrisc2\rk79\
Data File : rk2914.d
Signal(s) : Signal #1: ECD1A.ch Signal #2: ECD2B.ch
Acq On : 20 Aug 2021 8:46 pm
Operator : rebeccak
Sample : jd30019-1
Misc : op34974,grk79,15.7,,,10,1
ALS Vial : 53 Sample Multiplier: 1

Integration File signal 1: autoint1.e
Integration File signal 2: autoint2.e
Quant Time: Aug 22 21:33:47 2021
Quant Method : C:\MSDCHEM\1\METHODS\rkpcb50.m
Quant Title :
QLast Update : Sun Aug 22 21:31:57 2021
Response via : Initial Calibration
Integrator: ChemStation

Volume Inj. : 1ul
Signal #1 Phase : ZBCLP-1 Signal #2 Phase: ZBCLP-2
Signal #1 Info : 30m X 0.32mm(.32u Signal #2 Info : 30m X 0.32 mm (.25um)

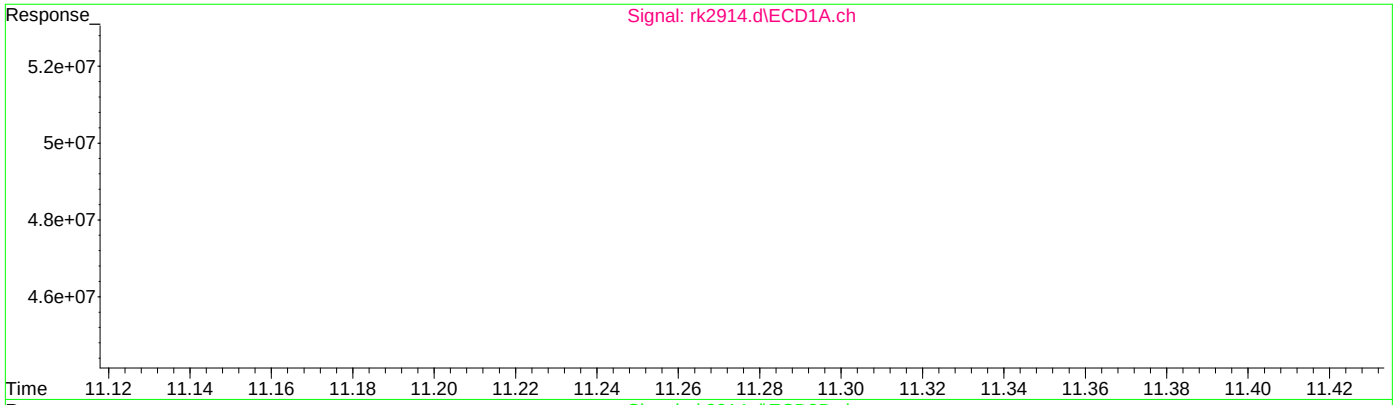

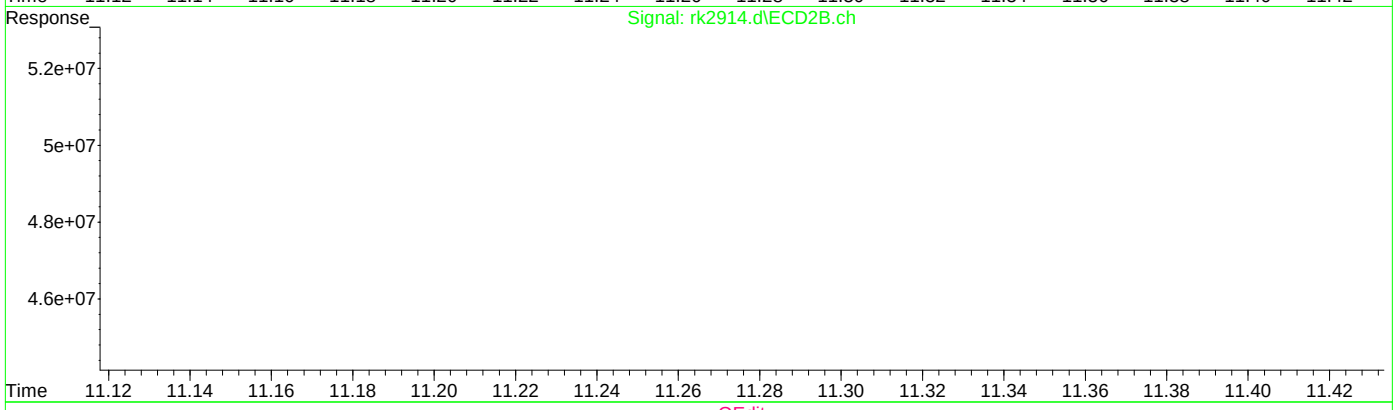

QEdit

(51) Decachlorobiphenyl (S)

9.967min 32.328 ppb

response 465389130

(51) Decachlorobiphenyl #2 (S)

12.247min 28.137 ppb

response 1397597446

(+) = Expected Retention Time
rkpcb50.m Sun Aug 22 22:00:03 2021 Page: 1

RK2914.D edits: Decachlorobiphenyl

Quantitation Report (Qedit)

Data Path : C:\msdchem\1\data\chrisc2\rk79\
Data File : rk2914.d
Signal(s) : Signal #1: ECD1A.ch Signal #2: ECD2B.ch
Acq On : 20 Aug 2021 8:46 pm
Operator : rebeccak
Sample : jd30019-1
Misc : op34974,grk79,15.7,,,10,1
ALS Vial : 53 Sample Multiplier: 1

Integration File signal 1: autoint1.e
Integration File signal 2: autoint2.e
Quant Time: Aug 22 21:33:47 2021
Quant Method : C:\MSDCHEM\1\METHODS\rkpcb50.m
Quant Title :
QLast Update : Sun Aug 22 21:31:57 2021
Response via : Initial Calibration
Integrator: ChemStation

Volume Inj. : 1ul
Signal #1 Phase : ZBCLP-1 Signal #2 Phase: ZBCLP-2
Signal #1 Info : 30m X 0.32mm(.32u Signal #2 Info : 30m X 0.32 mm (.25um)

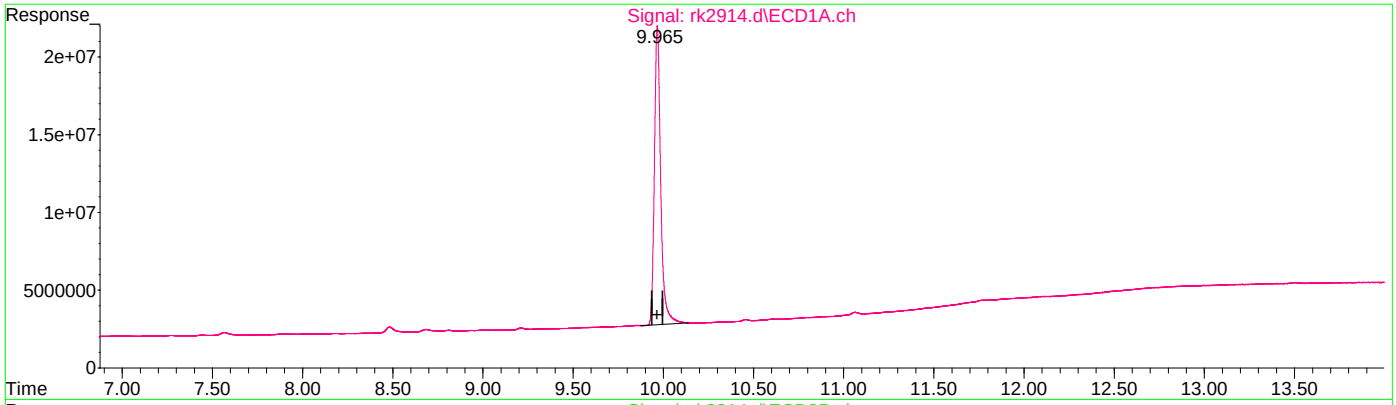

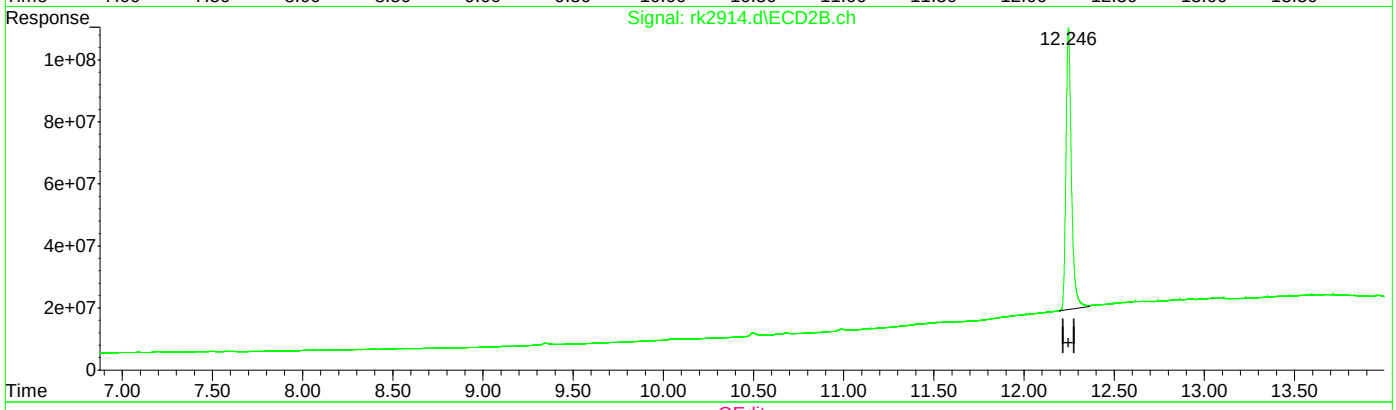

QEdit

(51) Decachlorobiphenyl (S)

9.967min 32.328 ppb

response 465389130

(51) Decachlorobiphenyl #2 (S)

12.246min 38.538 ppb m

response 1914235820

(+) = Expected Retention Time

rkpcb50.m Sun Aug 22 22:00:10 2021 Page: 1

Manual Integrations APPROVED
(compounds with "m" flag)
Gwendolyn Burns
08/23/21 09:32

Quantitation Report (QT Reviewed)

Data Path : C:\msdchem\1\data\chrisc2\rk79\
Data File : rk2915.d
Signal(s) : Signal #1: ECD1A.ch Signal #2: ECD2B.ch
Acq On : 20 Aug 2021 9:02 pm
Operator : rebeccak
Sample : jd30019-2
Misc : op34974,grk79,16.6,,,10,1
ALS Vial : 54 Sample Multiplier: 1

Integration File signal 1: autoint1.e
Integration File signal 2: autoint2.e
Quant Time: Aug 22 22:01:36 2021
Quant Method : C:\MSDCHEM\1\METHODS\rkpcb50.m
Quant Title :
QLast Update : Sun Aug 22 21:31:57 2021
Response via : Initial Calibration
Integrator: ChemStation

Volume Inj. : 1ul
Signal #1 Phase : ZBCLP-1 Signal #2 Phase: ZBCLP-2
Signal #1 Info : 30m X 0.32mm(.32u Signal #2 Info : 30m X 0.32 mm (.25um)

Compound	RT#1	RT#2	Resp#1	Resp#2	ppb	ppb
System Monitoring Compounds						
1) S Tetrachlo...	2.798	3.739	670.3E6	3596.5E6	44.783	56.376 #
Spiked Amount 40.000			Recovery	=	111.96%	140.94%
51) S Decachlor...	9.962	12.244	453.3E6	2018.4E6	31.492	40.636m#
Spiked Amount 40.000			Recovery	=	78.73%	101.59%
Target Compounds						

(f)=RT Delta > 1/2 Window (#)=Amounts differ by > 25% (m)=manual int.

Quantitation Report (QT Reviewed)

Data Path : C:\msdchem\1\data\chrisc2\rk79\
Data File : rk2915.d
Signal(s) : Signal #1: ECD1A.ch Signal #2: ECD2B.ch
Acq On : 20 Aug 2021 9:02 pm
Operator : rebeccak
Sample : jd30019-2
Misc : op34974,grk79,16.6,,,10,1
ALS Vial : 54 Sample Multiplier: 1

Integration File signal 1: autoint1.e
Integration File signal 2: autoint2.e
Quant Time: Aug 22 22:01:36 2021
Quant Method : C:\MSDCHEM\1\METHODS\rkpcb50.m
Quant Title :
QLast Update : Sun Aug 22 21:31:57 2021
Response via : Initial Calibration
Integrator: ChemStation

Volume Inj. : 1ul
Signal #1 Phase : ZBCLP-1 Signal #2 Phase: ZBCLP-2
Signal #1 Info : 30m X 0.32mm(.32u Signal #2 Info : 30m X 0.32 mm (.25um)

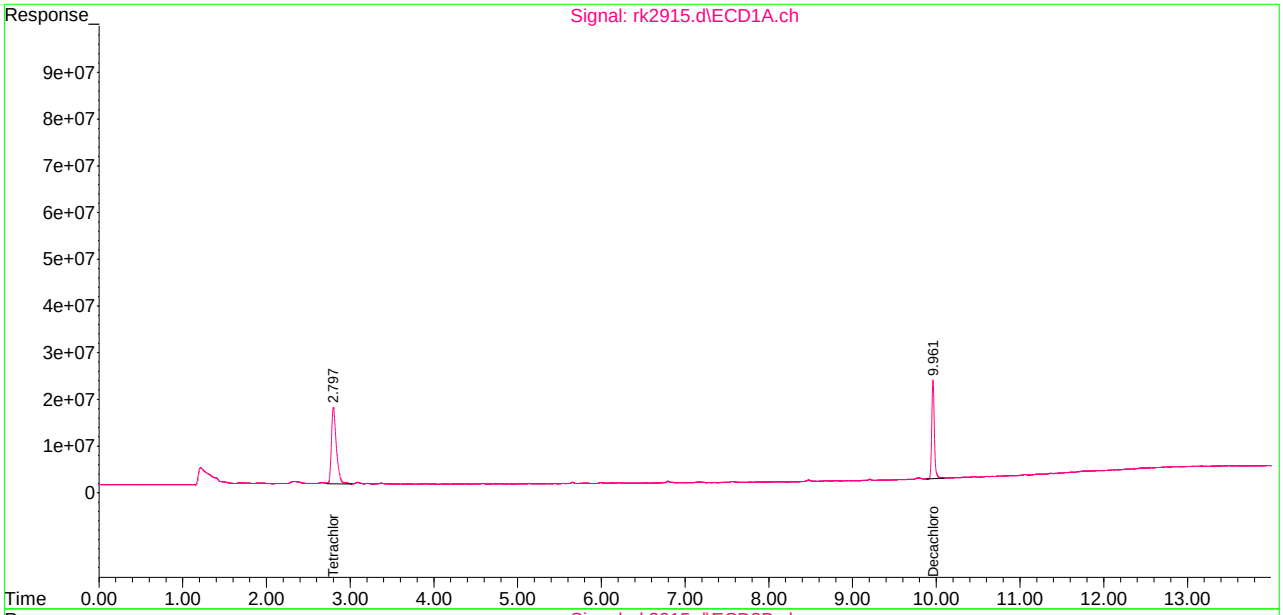

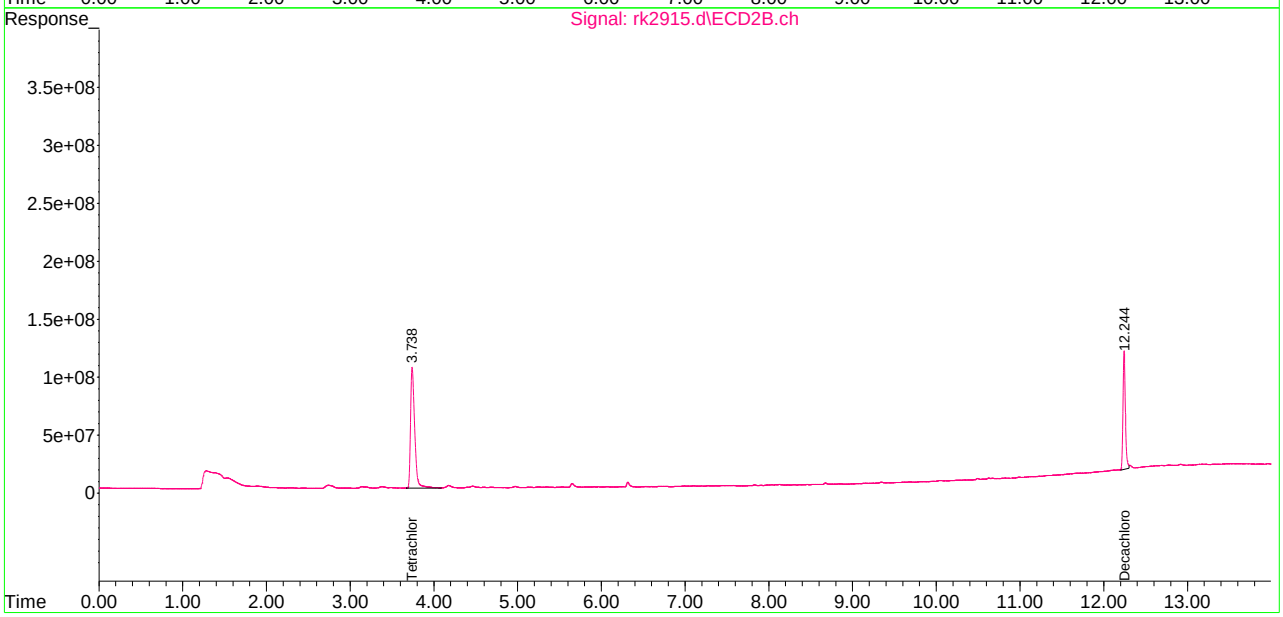

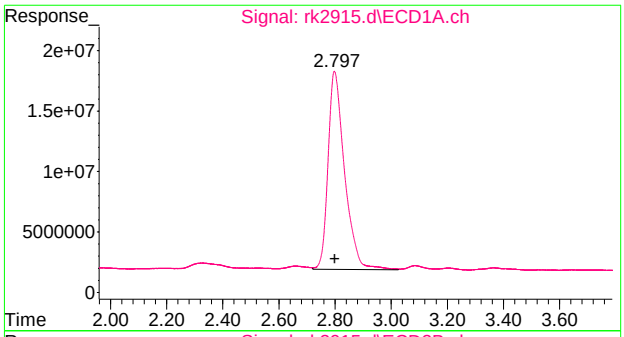

#1 Tetrachloro-m-xylene

R.T.: 2.798 min
Delta R.T.: -0.001 min
Response: 670272022
Conc: 44.78 ppb

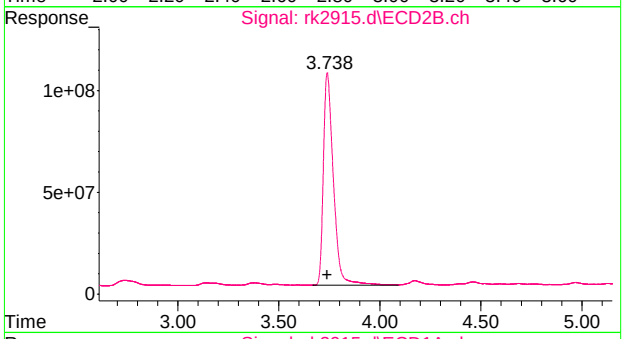

#1 Tetrachloro-m-xylene

R.T.: 3.739 min
Delta R.T.: 0.000 min
Response: 3596526770
Conc: 56.38 ppb

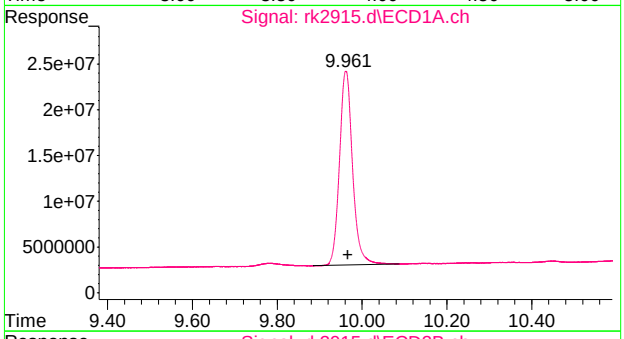

#51 Decachlorobiphenyl

R.T.: 9.962 min
Delta R.T.: -0.004 min
Response: 453346803
Conc: 31.49 ppb

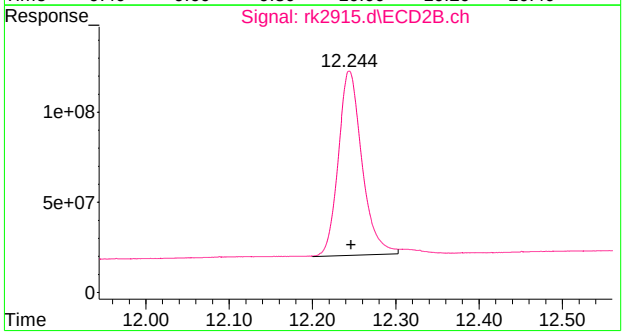

#51 Decachlorobiphenyl

R.T.: 12.244 min
Delta R.T.: -0.002 min
Response: 2018424584
Conc: 40.64 ppb m

Manual Integration Approval Summary

Sample Number: JD30019-2
Lab FileID: RK2915.D
Injection Time: 08/20/21 21:02
Method: SW846 8082A
Analyst approved: 08/22/21 23:33 Christopher Changho
Supervisor approved: 08/23/21 09:32 Gwendolyn Burns

Parameter	CAS	Sig#	R.T. (min.)	Reason
Decachlorobiphenyl	2051-24-3	2	12.24	Poorly defined baseline

Quantitation Report (Qedit)

Data Path : C:\msdchem\1\data\chrisc2\rk79\
Data File : rk2915.d
Signal(s) : Signal #1: ECD1A.ch Signal #2: ECD2B.ch
Acq On : 20 Aug 2021 9:02 pm
Operator : rebeccak
Sample : jd30019-2
Misc : op34974,grk79,16.6,,,10,1
ALS Vial : 54 Sample Multiplier: 1

Integration File signal 1: autoint1.e
Integration File signal 2: autoint2.e
Quant Time: Aug 22 21:34:08 2021
Quant Method : C:\MSDCHEM\1\METHODS\rkpcb50.m
Quant Title :
QLast Update : Sun Aug 22 21:31:57 2021
Response via : Initial Calibration
Integrator: ChemStation

Volume Inj. : 1ul
Signal #1 Phase : ZBCLP-1 Signal #2 Phase: ZBCLP-2
Signal #1 Info : 30m X 0.32mm(.32u Signal #2 Info : 30m X 0.32 mm (.25um)

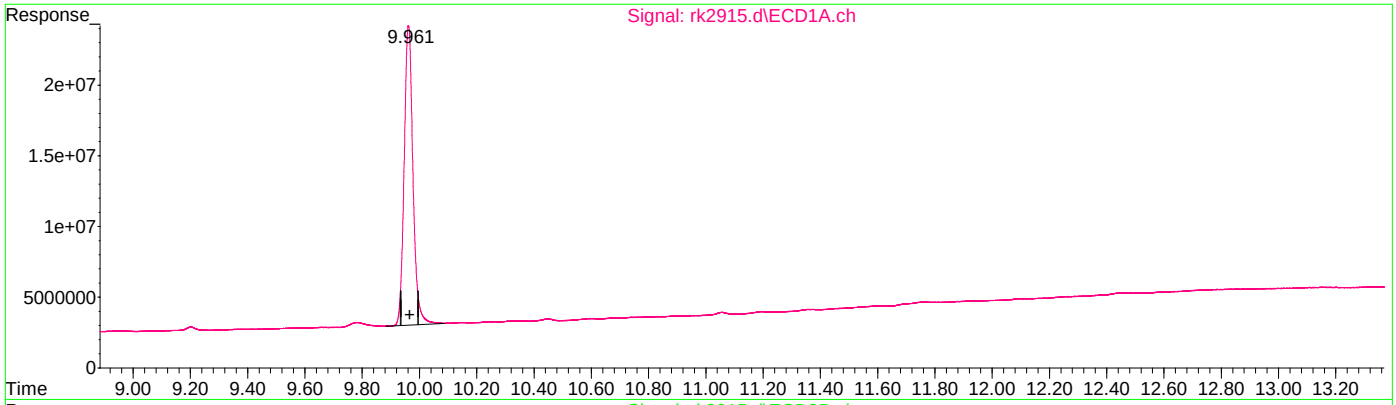

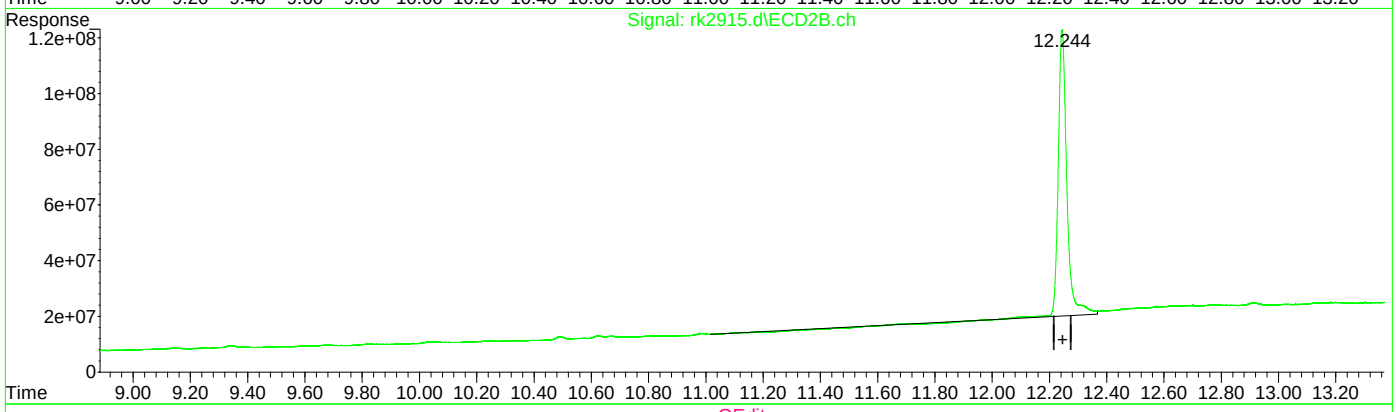

QEdit

(51) Decachlorobiphenyl (S)

9.962min 31.492 ppb

response 453346803

(51) Decachlorobiphenyl #2 (S)

12.244min 42.333 ppb

response 2102721540

(+) = Expected Retention Time
rkpcb50.m Sun Aug 22 22:00:52 2021

Quantitation Report (Qedit)

Data Path : C:\msdchem\1\data\chrisc2\rk79\
Data File : rk2915.d
Signal(s) : Signal #1: ECD1A.ch Signal #2: ECD2B.ch
Acq On : 20 Aug 2021 9:02 pm
Operator : rebeccak
Sample : jd30019-2
Misc : op34974,grk79,16.6,,,10,1
ALS Vial : 54 Sample Multiplier: 1

Integration File signal 1: autoint1.e
Integration File signal 2: autoint2.e
Quant Time: Aug 22 21:34:08 2021
Quant Method : C:\MSDCHEM\1\METHODS\rkpcb50.m
Quant Title :
QLast Update : Sun Aug 22 21:31:57 2021
Response via : Initial Calibration
Integrator: ChemStation

Volume Inj. : 1ul
Signal #1 Phase : ZBCLP-1 Signal #2 Phase: ZBCLP-2
Signal #1 Info : 30m X 0.32mm(.32u Signal #2 Info : 30m X 0.32 mm (.25um)

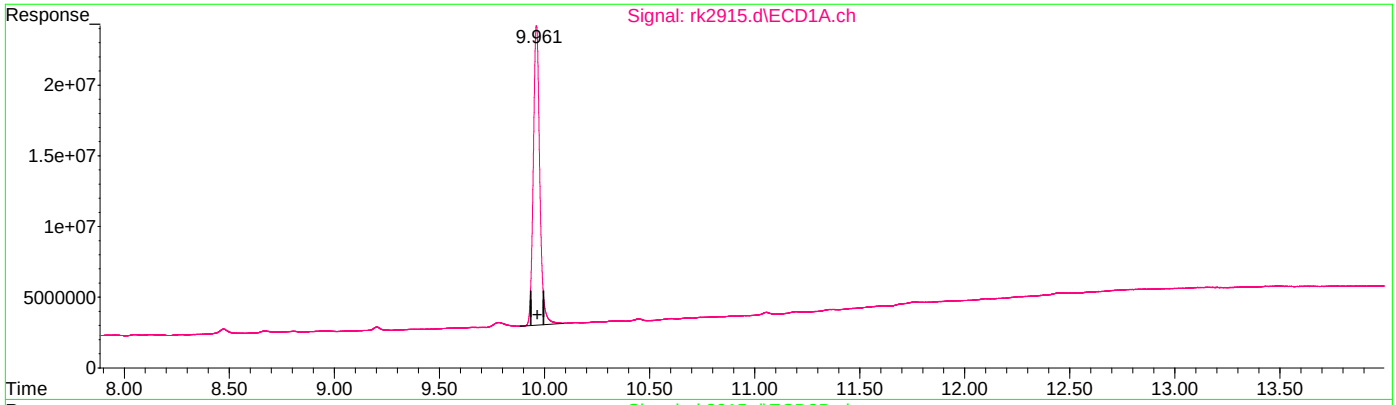

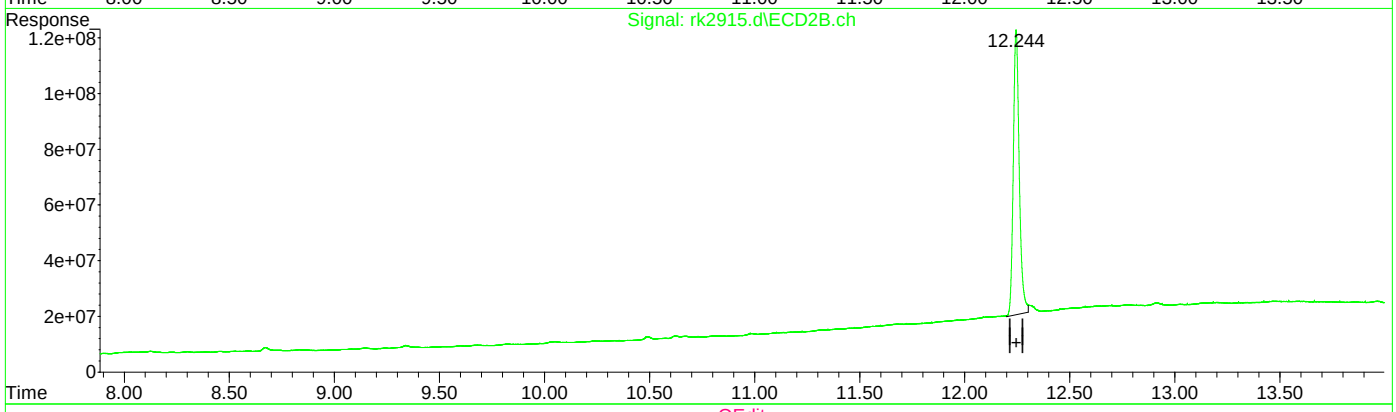

QEdit

(51) Decachlorobiphenyl (S)

9.962min 31.492 ppb

response 453346803

(51) Decachlorobiphenyl #2 (S)

12.244min 40.636 ppb m

response 2018424584

(+) = Expected Retention Time

Manual Integrations APPROVED (compounds with "m" flag)
Gwendolyn Burns 08/23/21 09:32

Quantitation Report (QT Reviewed)

Data Path : C:\msdchem\1\data\chrisc2\rk79\
Data File : rk2918.d
Signal(s) : Signal #1: ECD1A.ch Signal #2: ECD2B.ch
Acq On : 20 Aug 2021 9:52 pm
Operator : rebeccak
Sample : jd30019-3
Misc : op34974,grk79,16.5,,,10,1
ALS Vial : 57 Sample Multiplier: 1

Integration File signal 1: autoint1.e
Integration File signal 2: autoint2.e
Quant Time: Aug 22 22:06:35 2021
Quant Method : C:\MSDCHEM\1\METHODS\rkpcb50.m
Quant Title :
QLast Update : Sun Aug 22 21:31:57 2021
Response via : Initial Calibration
Integrator: ChemStation

Volume Inj. : 1ul
Signal #1 Phase : ZBCLP-1 Signal #2 Phase: ZBCLP-2
Signal #1 Info : 30m X 0.32mm(.32u Signal #2 Info : 30m X 0.32 mm (.25um)

Compound	RT#1	RT#2	Resp#1	Resp#2	ppb	ppb
System Monitoring Compounds						
1) S Tetrachlo...	2.798	3.740	579.5E6	2870.1E6	38.717	44.989
Spiked Amount 40.000			Recovery	=	96.79%	112.47%
51) S Decachlor...	9.963	12.244	351.4E6	1771.5E6	24.410	35.664m#
Spiked Amount 40.000			Recovery	=	61.02%	89.16%
Target Compounds						

(f)=RT Delta > 1/2 Window (#)=Amounts differ by > 25% (m)=manual int.

11.1.9 11

Quantitation Report (QT Reviewed)

Data Path : C:\msdchem\1\data\chrisc2\rk79\
Data File : rk2918.d
Signal(s) : Signal #1: ECD1A.ch Signal #2: ECD2B.ch
Acq On : 20 Aug 2021 9:52 pm
Operator : rebeccak
Sample : jd30019-3
Misc : op34974,grk79,16.5,,,10,1
ALS Vial : 57 Sample Multiplier: 1

Integration File signal 1: autoint1.e
Integration File signal 2: autoint2.e
Quant Time: Aug 22 22:06:35 2021
Quant Method : C:\MSDCHEM\1\METHODS\rkpcb50.m
Quant Title :
QLast Update : Sun Aug 22 21:31:57 2021
Response via : Initial Calibration
Integrator: ChemStation

Volume Inj. : 1ul
Signal #1 Phase : ZBCLP-1 Signal #2 Phase: ZBCLP-2
Signal #1 Info : 30m X 0.32mm(.32u Signal #2 Info : 30m X 0.32 mm (.25um)

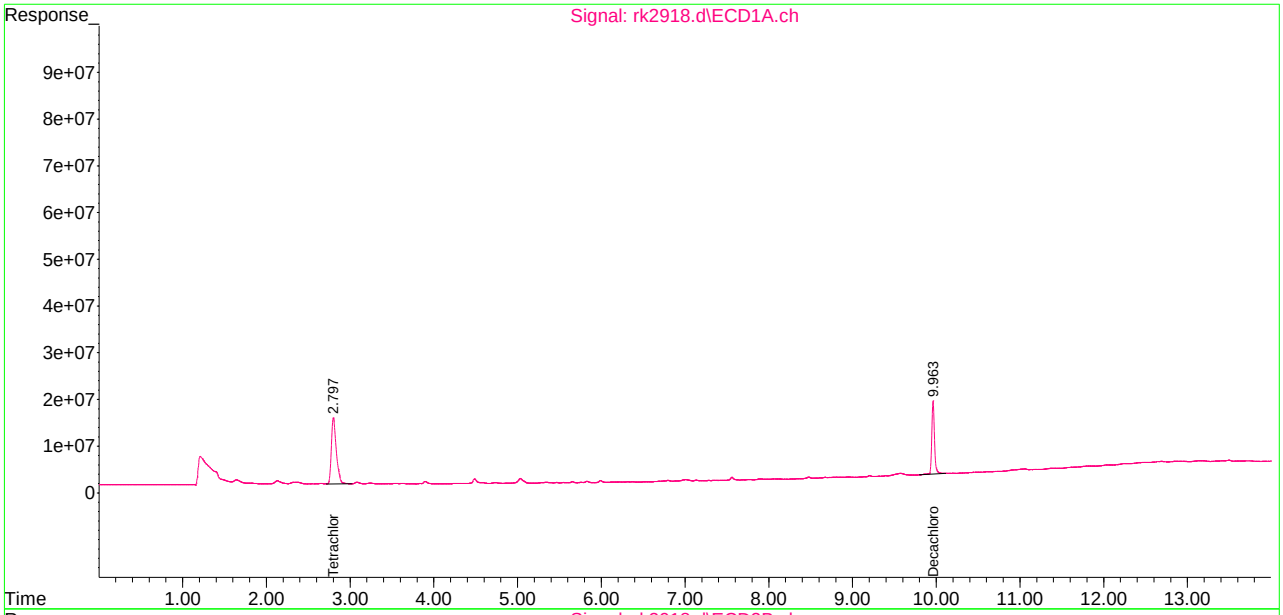

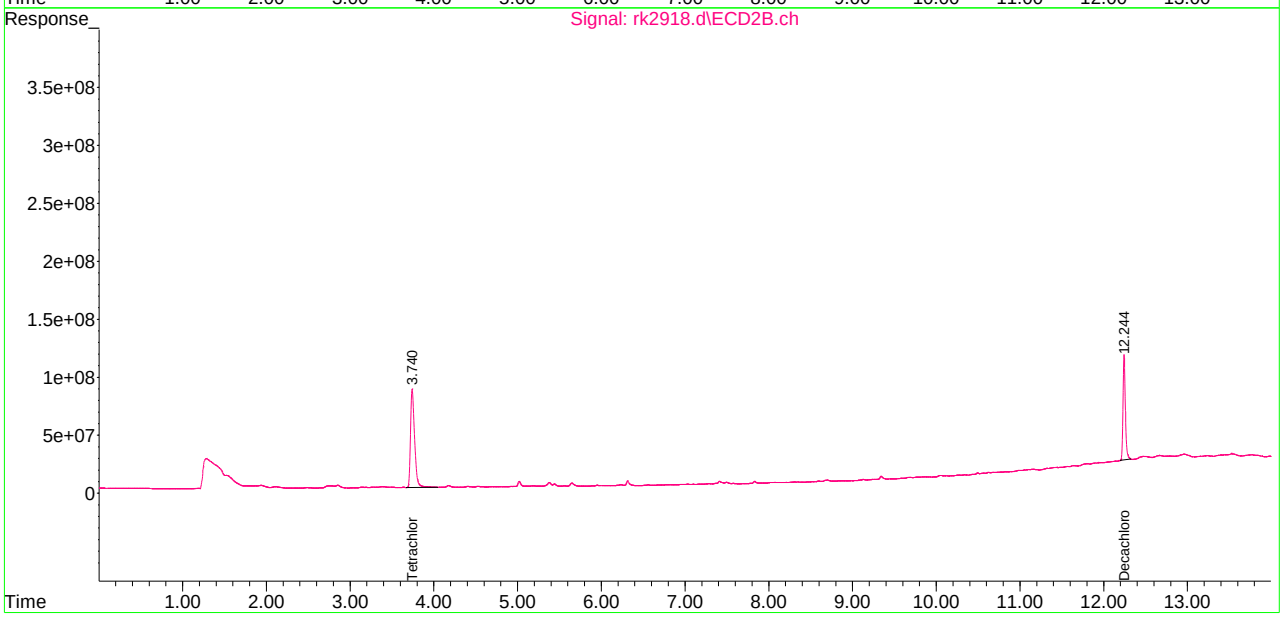

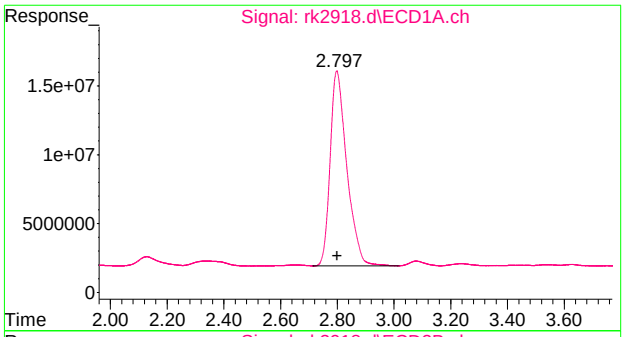

#1 Tetrachloro-m-xylene

R.T.: 2.798 min
Delta R.T.: -0.001 min
Response: 579481027
Conc: 38.72 ppb

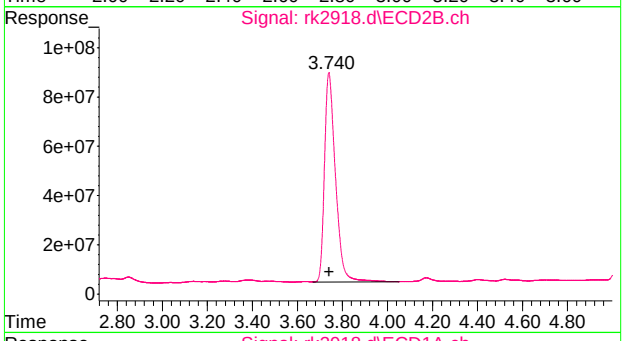

#1 Tetrachloro-m-xylene

R.T.: 3.740 min
Delta R.T.: 0.000 min
Response: 2870074286
Conc: 44.99 ppb

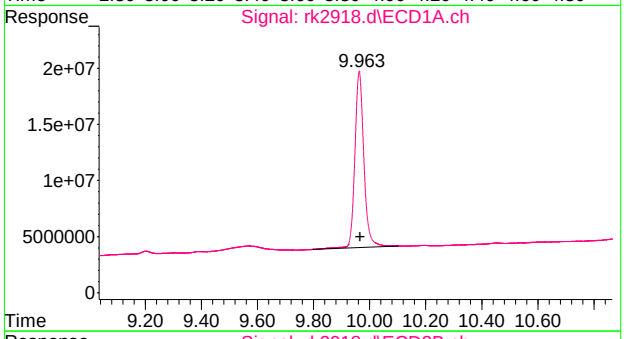

#51 Decachlorobiphenyl

R.T.: 9.963 min
Delta R.T.: -0.003 min
Response: 351394414
Conc: 24.41 ppb

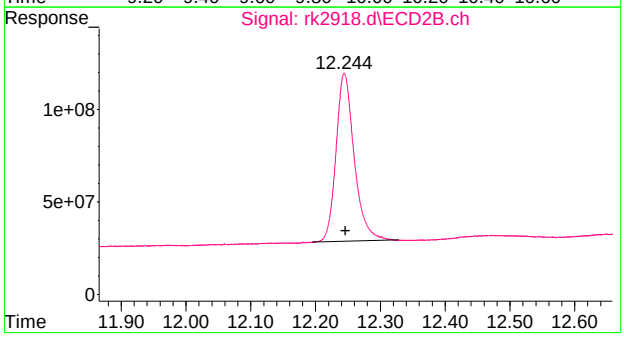

#51 Decachlorobiphenyl

R.T.: 12.244 min
Delta R.T.: -0.002 min
Response: 1771452983
Conc: 35.66 ppb m

Manual Integration Approval Summary

Sample Number: JD30019-3
Lab FileID: RK2918.D
Injection Time: 08/20/21 21:52
Method: SW846 8082A
Analyst approved: 08/22/21 23:33 Christopher Changho
Supervisor approved: 08/23/21 09:32 Gwendolyn Burns

Parameter	CAS	Sig#	R.T. (min.)	Reason
Decachlorobiphenyl	2051-24-3	2	12.24	Poorly defined baseline

Quantitation Report (Qedit)

Data Path : C:\msdchem\1\data\chrisc2\rk79\
Data File : rk2918.d
Signal(s) : Signal #1: ECD1A.ch Signal #2: ECD2B.ch
Acq On : 20 Aug 2021 9:52 pm
Operator : rebeccak
Sample : jd30019-3
Misc : op34974,grk79,16.5,,,10,1
ALS Vial : 57 Sample Multiplier: 1

Integration File signal 1: autoint1.e
Integration File signal 2: autoint2.e
Quant Time: Aug 22 21:35:32 2021
Quant Method : C:\MSDCHEM\1\METHODS\rkpcb50.m
Quant Title :
QLast Update : Sun Aug 22 21:31:57 2021
Response via : Initial Calibration
Integrator: ChemStation

Volume Inj. : 1ul
Signal #1 Phase : ZBCLP-1 Signal #2 Phase: ZBCLP-2
Signal #1 Info : 30m X 0.32mm(.32u Signal #2 Info : 30m X 0.32 mm (.25um)

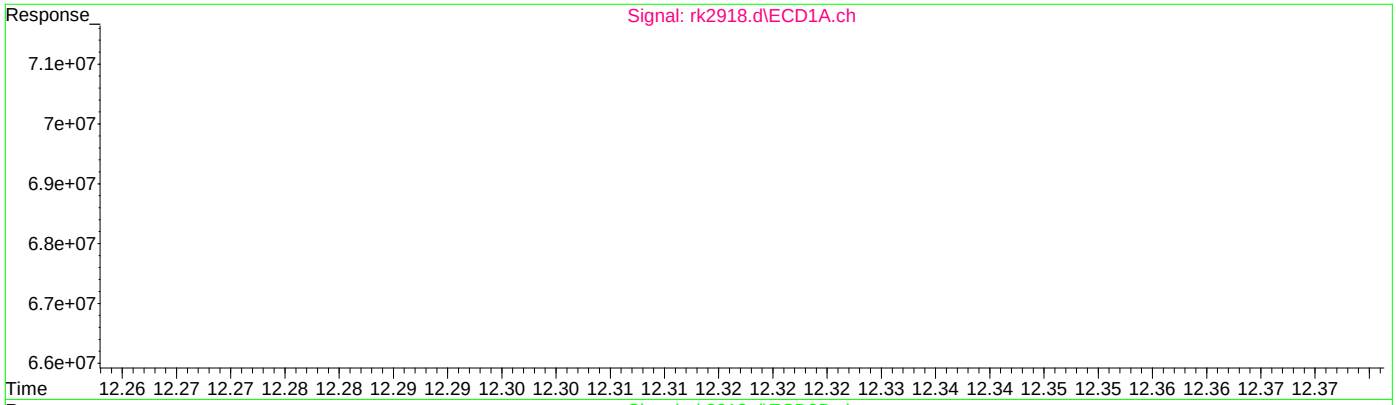

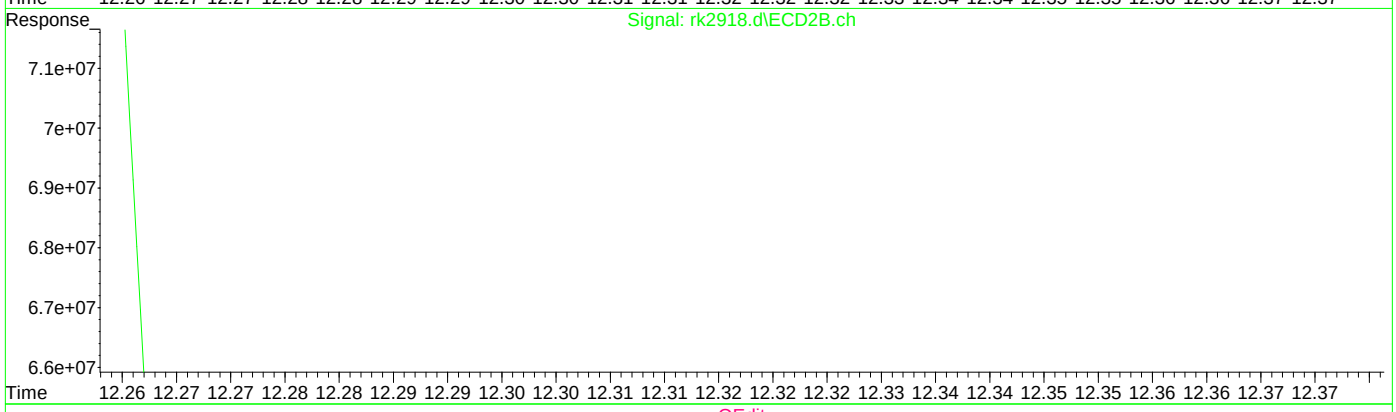

QEdit

(51) Decachlorobiphenyl (S)

9.963min 24.410 ppb

response 351394414

(51) Decachlorobiphenyl #2 (S)

12.245min 48.349 ppb

response 2401544328

(+) = Expected Retention Time
rkpcb50.m Sun Aug 22 22:06:00 2021 Page: 1

Quantitation Report (Qedit)

Data Path : C:\msdchem\1\data\chrisc2\rk79\
Data File : rk2918.d
Signal(s) : Signal #1: ECD1A.ch Signal #2: ECD2B.ch
Acq On : 20 Aug 2021 9:52 pm
Operator : rebeccak
Sample : jd30019-3
Misc : op34974,grk79,16.5,,,10,1
ALS Vial : 57 Sample Multiplier: 1

Integration File signal 1: autoint1.e
Integration File signal 2: autoint2.e
Quant Time: Aug 22 21:35:32 2021
Quant Method : C:\MSDCHEM\1\METHODS\rkpcb50.m
Quant Title :
QLast Update : Sun Aug 22 21:31:57 2021
Response via : Initial Calibration
Integrator: ChemStation

Volume Inj. : 1ul
Signal #1 Phase : ZBCLP-1 Signal #2 Phase: ZBCLP-2
Signal #1 Info : 30m X 0.32mm(.32u Signal #2 Info : 30m X 0.32 mm (.25um)

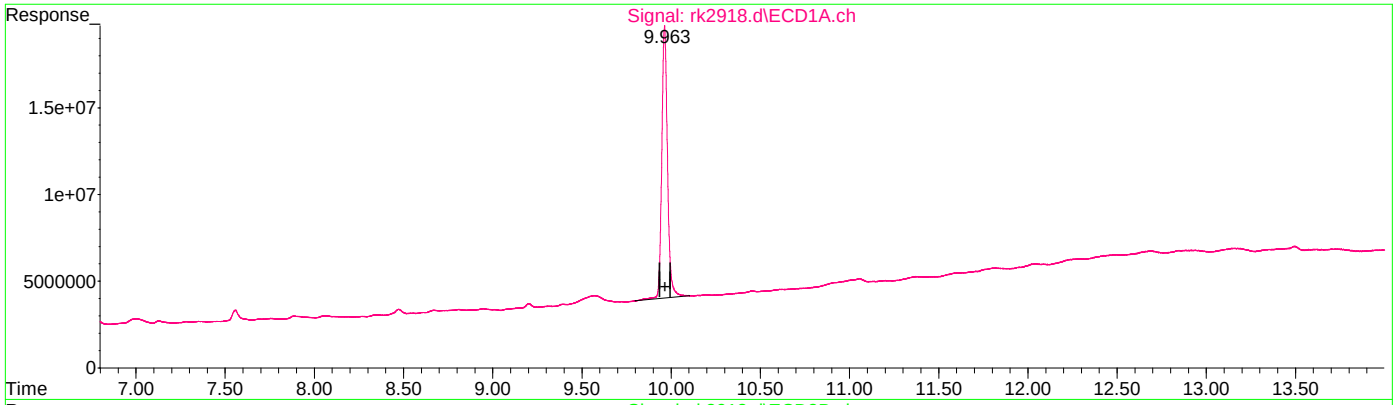

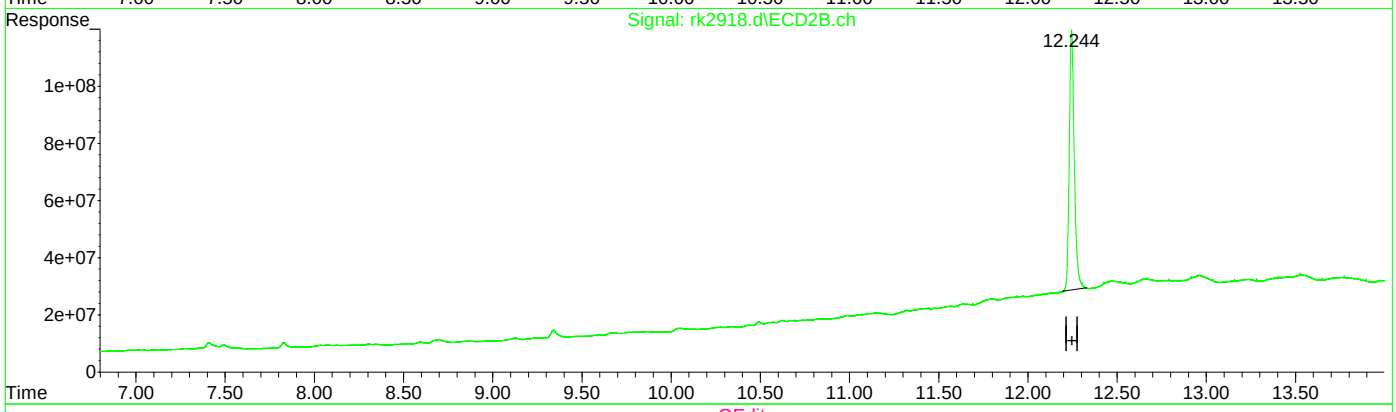

QEdit

(51) Decachlorobiphenyl (S)

9.963min 24.410 ppb

response 351394414

(51) Decachlorobiphenyl #2 (S)

12.244min 35.664 ppb m

response 1771452983

(+) = Expected Retention Time

rkpcb50.m Sun Aug 22 22:06:09 2021 Page: 1

Manual Integrations APPROVED
(compounds with "m" flag)
Gwendolyn Burns
08/23/21 09:34

Quantitation Report (QT Reviewed)

Data Path : C:\msdchem\1\data\chrisc2\rk79\
Data File : rk2923.d
Signal(s) : Signal #1: ECD1A.ch Signal #2: ECD2B.ch
Acq On : 20 Aug 2021 11:14 pm
Operator : rebeccak
Sample : jd30019-4
Misc : op34974,grk79,15.9,,,10,1
ALS Vial : 59 Sample Multiplier: 1

Integration File signal 1: autoint1.e
Integration File signal 2: autoint2.e
Quant Time: Aug 22 22:10:52 2021
Quant Method : C:\MSDCHEM\1\METHODS\rkpcb50.m
Quant Title :
QLast Update : Sun Aug 22 21:31:57 2021
Response via : Initial Calibration
Integrator: ChemStation

Volume Inj. : 1ul
Signal #1 Phase : ZBCLP-1 Signal #2 Phase: ZBCLP-2
Signal #1 Info : 30m X 0.32mm(.32u Signal #2 Info : 30m X 0.32 mm (.25um)

Compound	RT#1	RT#2	Resp#1	Resp#2	ppb	ppb
System Monitoring Compounds						
1) S Tetrachlo...	2.799	3.739	556.3E6	2918.1E6	37.166	45.742
Spiked Amount 40.000			Recovery	=	92.91%	114.35%
51) S Decachlor...	9.966	12.245	393.0E6	1646.1E6	27.298	33.139m
Spiked Amount 40.000			Recovery	=	68.25%	82.85%
Target Compounds						

(f)=RT Delta > 1/2 Window (#)=Amounts differ by > 25% (m)=manual int.

11.1.10
11

Quantitation Report (QT Reviewed)

Data Path : C:\msdchem\1\data\chrisc2\rk79\
Data File : rk2923.d
Signal(s) : Signal #1: ECD1A.ch Signal #2: ECD2B.ch
Acq On : 20 Aug 2021 11:14 pm
Operator : rebeccak
Sample : jd30019-4
Misc : op34974,grk79,15.9,,,10,1
ALS Vial : 59 Sample Multiplier: 1

Integration File signal 1: autoint1.e
Integration File signal 2: autoint2.e
Quant Time: Aug 22 22:10:52 2021
Quant Method : C:\MSDCHEM\1\METHODS\rkpcb50.m
Quant Title :
QLast Update : Sun Aug 22 21:31:57 2021
Response via : Initial Calibration
Integrator: ChemStation

Volume Inj. : 1ul
Signal #1 Phase : ZBCLP-1 Signal #2 Phase: ZBCLP-2
Signal #1 Info : 30m X 0.32mm(.32u Signal #2 Info : 30m X 0.32 mm (.25um)

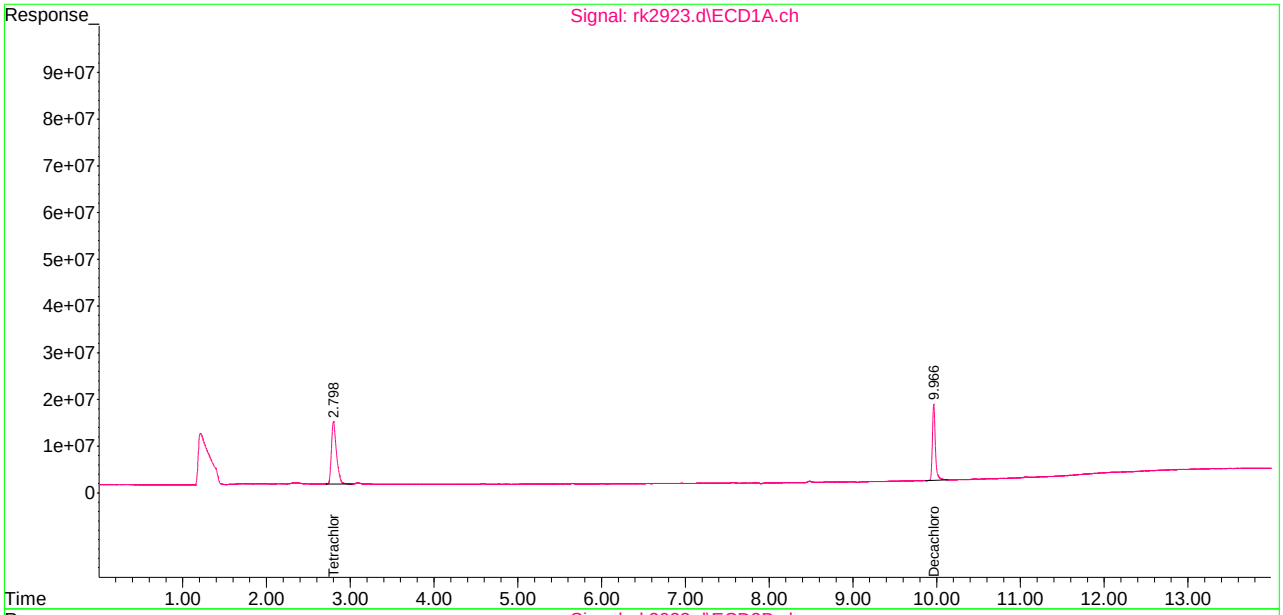

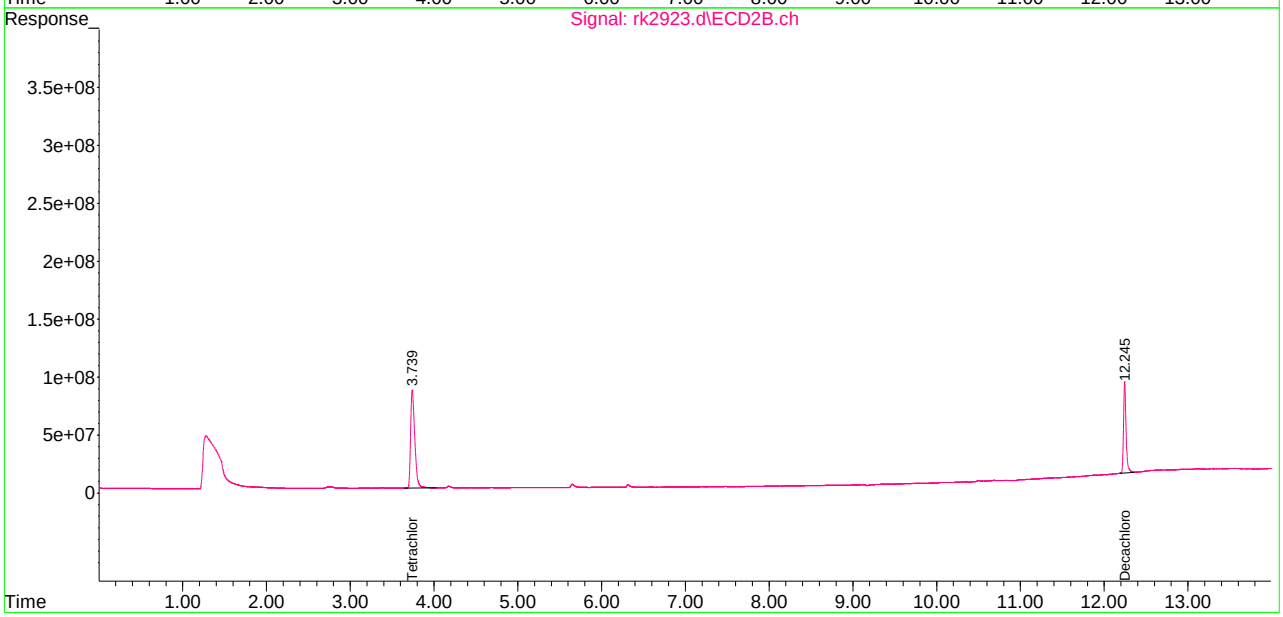

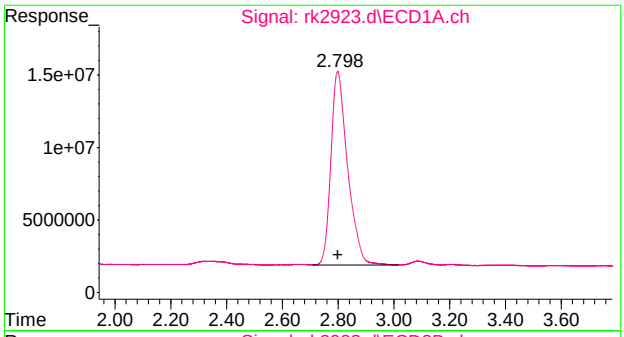

#1 Tetrachloro-m-xylene

R.T.: 2.799 min
Delta R.T.: 0.000 min
Response: 556269251
Conc: 37.17 ppb

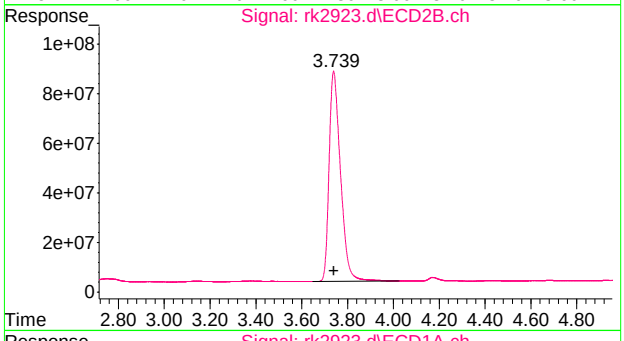

#1 Tetrachloro-m-xylene

R.T.: 3.739 min
Delta R.T.: 0.000 min
Response: 2918119309
Conc: 45.74 ppb

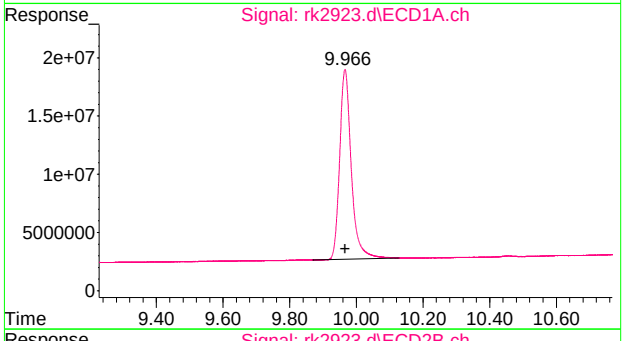

#51 Decachlorobiphenyl

R.T.: 9.966 min
Delta R.T.: 0.000 min
Response: 392976248
Conc: 27.30 ppb

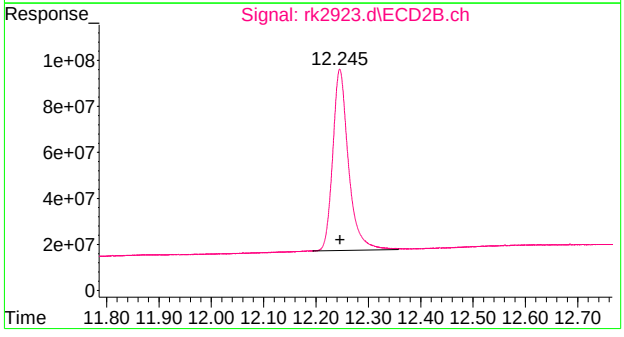

#51 Decachlorobiphenyl

R.T.: 12.245 min
Delta R.T.: -0.001 min
Response: 1646063053
Conc: 33.14 ppb m

Manual Integration Approval Summary

Sample Number: JD30019-4
Lab FileID: RK2923.D
Injection Time: 08/20/21 23:14
Method: SW846 8082A
Analyst approved: 08/22/21 23:33 Christopher Changho
Supervisor approved: 08/23/21 09:34 Gwendolyn Burns

Parameter	CAS	Sig#	R.T. (min.)	Reason
Decachlorobiphenyl	2051-24-3	2	12.25	Poorly defined baseline

Quantitation Report (Qedit)

Data Path : C:\msdchem\1\data\chrisc2\rk79\
Data File : rk2923.d
Signal(s) : Signal #1: ECD1A.ch Signal #2: ECD2B.ch
Acq On : 20 Aug 2021 11:14 pm
Operator : rebeccak
Sample : jd30019-4
Misc : op34974,grk79,15.9,,,10,1
ALS Vial : 59 Sample Multiplier: 1

Integration File signal 1: autoint1.e
Integration File signal 2: autoint2.e
Quant Time: Aug 22 21:37:30 2021
Quant Method : C:\MSDCHEM\1\METHODS\rkpcb50.m
Quant Title :
QLast Update : Sun Aug 22 21:31:57 2021
Response via : Initial Calibration
Integrator: ChemStation

Volume Inj. : 1ul
Signal #1 Phase : ZBCLP-1 Signal #2 Phase: ZBCLP-2
Signal #1 Info : 30m X 0.32mm(.32u Signal #2 Info : 30m X 0.32 mm (.25um)

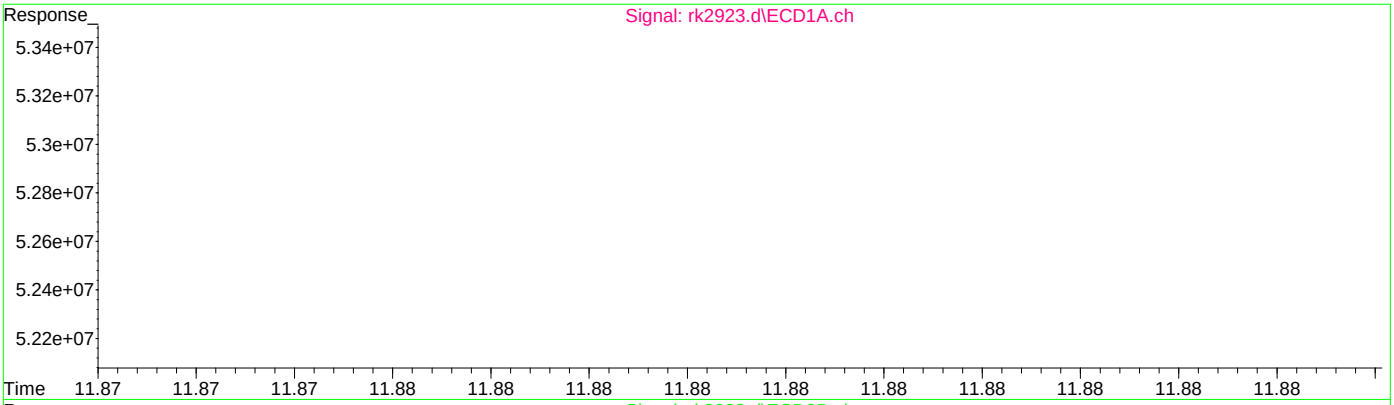

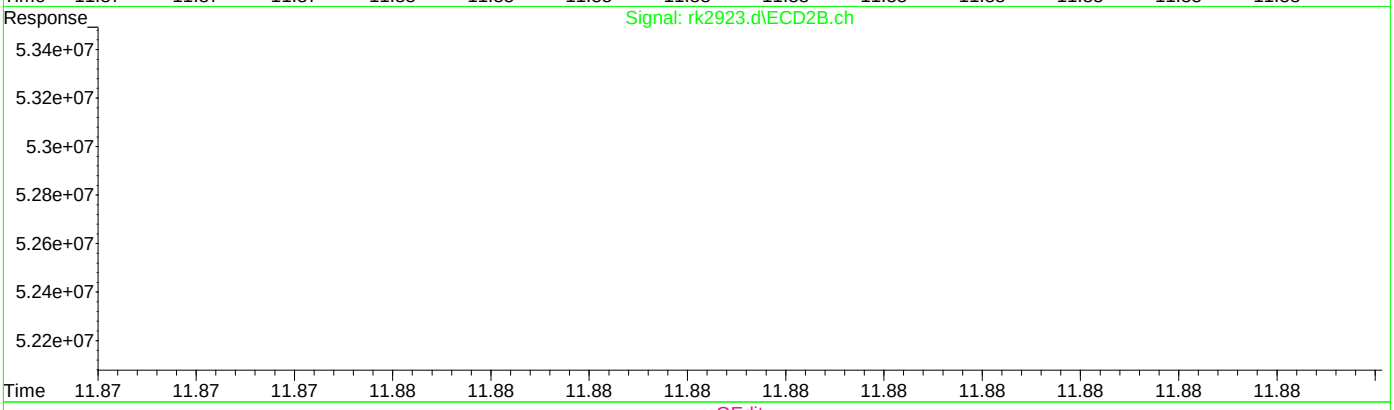

QEdit

(51) Decachlorobiphenyl (S)

9.966min 27.298 ppb

response 392976248

(51) Decachlorobiphenyl #2 (S)

12.246min 29.115 ppb

response 1446189359

(+) = Expected Retention Time
rkpcb50.m Sun Aug 22 22:10:15 2021

Quantitation Report (Qedit)

Data Path : C:\msdchem\1\data\chrisc2\rk79\
Data File : rk2923.d
Signal(s) : Signal #1: ECD1A.ch Signal #2: ECD2B.ch
Acq On : 20 Aug 2021 11:14 pm
Operator : rebeccak
Sample : jd30019-4
Misc : op34974,grk79,15.9,,,10,1
ALS Vial : 59 Sample Multiplier: 1

Integration File signal 1: autoint1.e
Integration File signal 2: autoint2.e
Quant Time: Aug 22 21:37:30 2021
Quant Method : C:\MSDCHEM\1\METHODS\rkpcb50.m
Quant Title :
QLast Update : Sun Aug 22 21:31:57 2021
Response via : Initial Calibration
Integrator: ChemStation

Volume Inj. : 1ul
Signal #1 Phase : ZBCLP-1 Signal #2 Phase: ZBCLP-2
Signal #1 Info : 30m X 0.32mm(.32u Signal #2 Info : 30m X 0.32 mm (.25um)

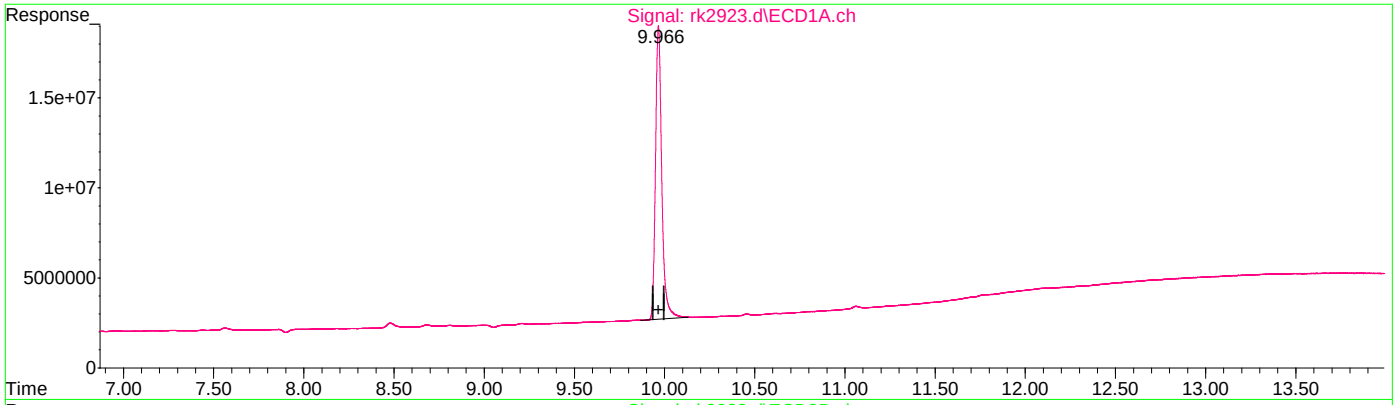

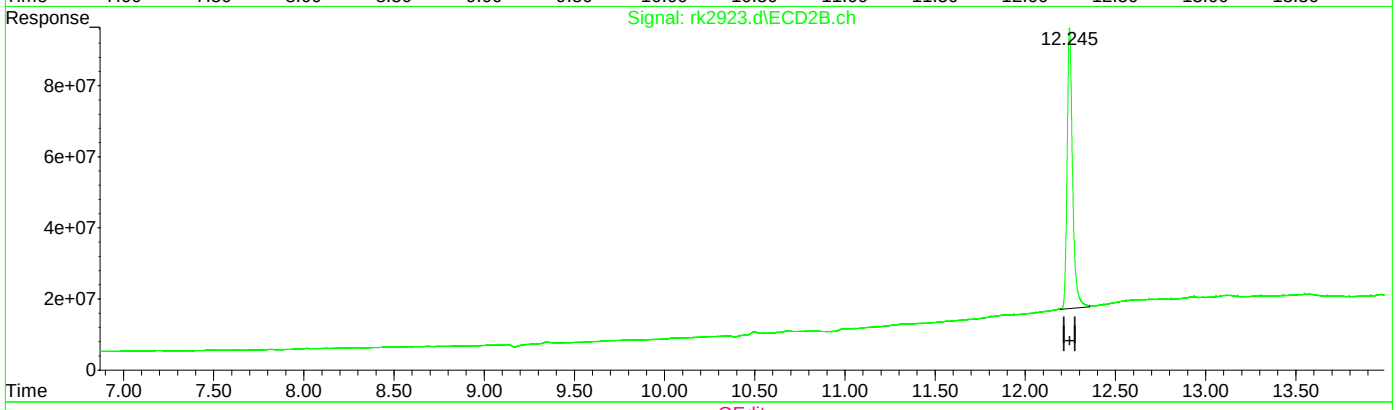

QEdit

(51) Decachlorobiphenyl (S)

9.966min 27.298 ppb

response 392976248

(51) Decachlorobiphenyl #2 (S)

12.245min 33.139 ppb m

response 1646063053

(+) = Expected Retention Time
rkpcb50.m Sun Aug 22 22:10:31 2021

11.1.10.3

Manual Integrations APPROVED
(compounds with "m" flag)
Gwendolyn Burns
08/23/21 09:34

Quantitation Report (QT Reviewed)

Data Path : C:\msdchem\1\data\chrisc2\rk79\
Data File : rk2924.d
Signal(s) : Signal #1: ECD1A.ch Signal #2: ECD2B.ch
Acq On : 20 Aug 2021 11:31 pm
Operator : rebeccak
Sample : jd30019-5
Misc : op34974,grk79,15.9,,,10,1
ALS Vial : 60 Sample Multiplier: 1

Integration File signal 1: autoint1.e
Integration File signal 2: autoint2.e
Quant Time: Aug 22 22:11:58 2021
Quant Method : C:\MSDCHEM\1\METHODS\rkpcb50.m
Quant Title :
QLast Update : Sun Aug 22 21:31:57 2021
Response via : Initial Calibration
Integrator: ChemStation

Volume Inj. : 1ul
Signal #1 Phase : ZBCLP-1 Signal #2 Phase: ZBCLP-2
Signal #1 Info : 30m X 0.32mm(.32u Signal #2 Info : 30m X 0.32 mm (.25um)

	Compound	RT#1	RT#2	Resp#1	Resp#2	ppb	ppb
	System Monitoring Compounds						
1) S	Tetrachlo...	2.798	3.740	591.1E6	3106.9E6	39.491	48.701
	Spiked Amount	40.000		Recovery	=	98.73%	121.75%
51) S	Decachlor...	9.966	12.246	452.1E6	1865.1E6	31.408	37.549m
	Spiked Amount	40.000		Recovery	=	78.52%	93.87%
	Target Compounds						

(f)=RT Delta > 1/2 Window (#)=Amounts differ by > 25% (m)=manual int.

11.1.11

Quantitation Report (QT Reviewed)

Data Path : C:\msdchem\1\data\chrisc2\rk79\
Data File : rk2924.d
Signal(s) : Signal #1: ECD1A.ch Signal #2: ECD2B.ch
Acq On : 20 Aug 2021 11:31 pm
Operator : rebeccak
Sample : jd30019-5
Misc : op34974,grk79,15.9,,,10,1
ALS Vial : 60 Sample Multiplier: 1

Integration File signal 1: autoint1.e
Integration File signal 2: autoint2.e
Quant Time: Aug 22 22:11:58 2021
Quant Method : C:\MSDCHEM\1\METHODS\rkpcb50.m
Quant Title :
QLast Update : Sun Aug 22 21:31:57 2021
Response via : Initial Calibration
Integrator: ChemStation

Volume Inj. : 1ul
Signal #1 Phase : ZBCLP-1 Signal #2 Phase: ZBCLP-2
Signal #1 Info : 30m X 0.32mm(.32u Signal #2 Info : 30m X 0.32 mm (.25um)

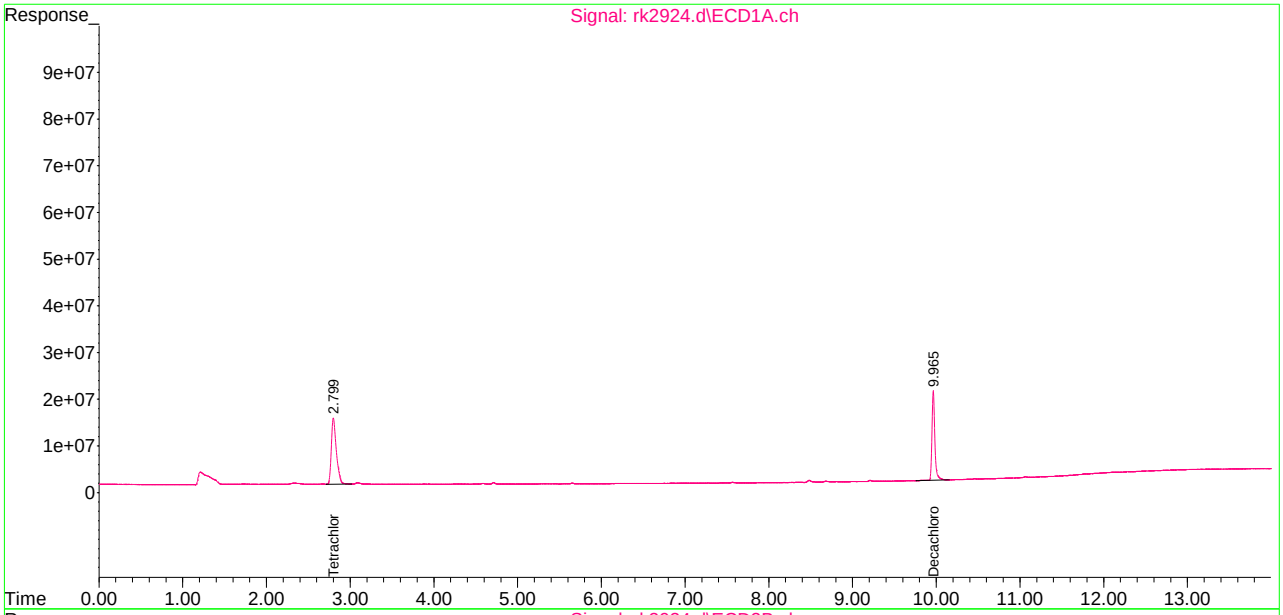

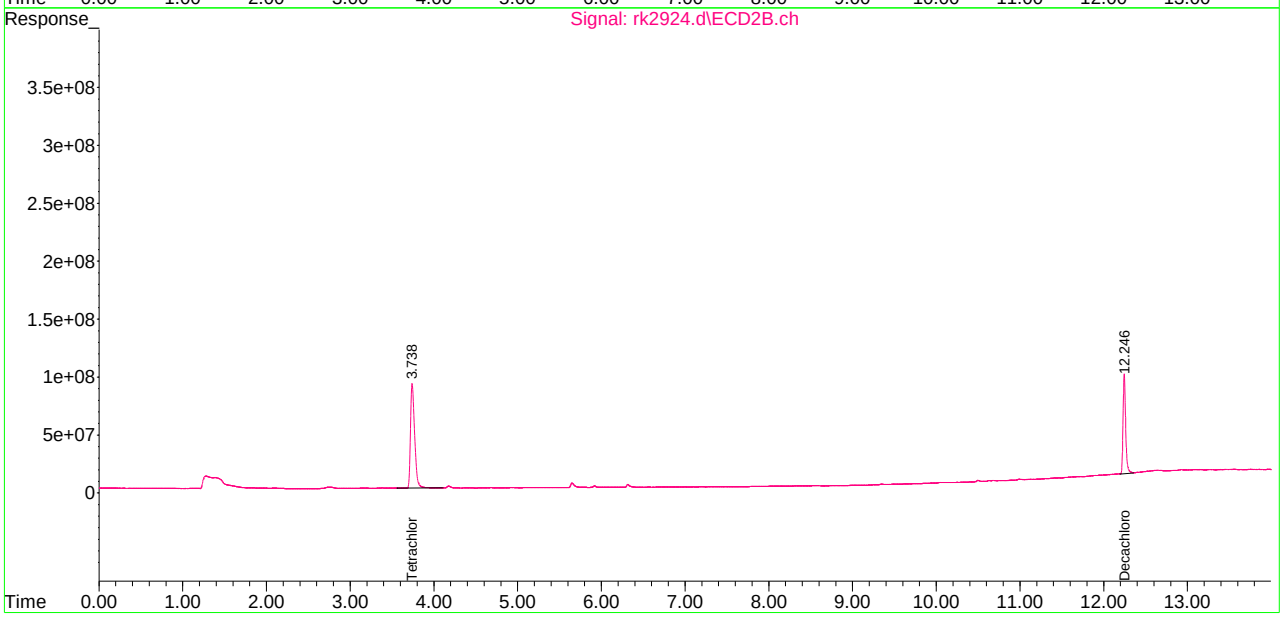

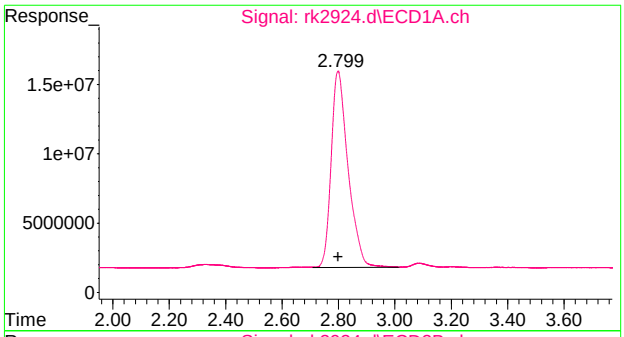

#1 Tetrachloro-m-xylene

R.T.: 2.798 min
Delta R.T.: 0.000 min
Response: 591077164
Conc: 39.49 ppb

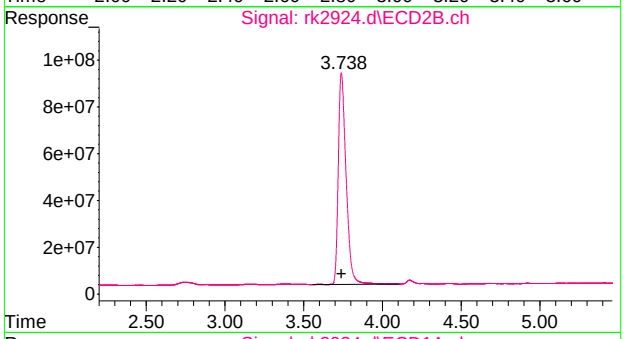

#1 Tetrachloro-m-xylene

R.T.: 3.740 min
Delta R.T.: 0.000 min
Response: 3106916325
Conc: 48.70 ppb

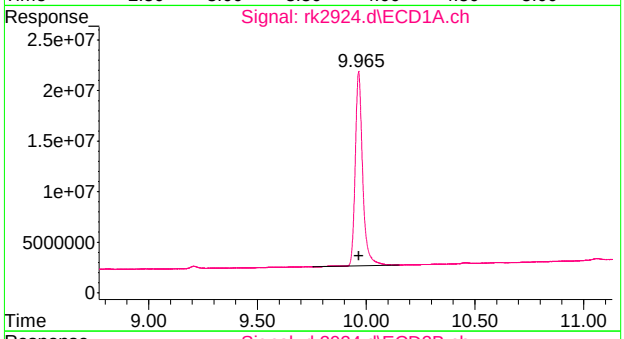

#51 Decachlorobiphenyl

R.T.: 9.966 min
Delta R.T.: 0.000 min
Response: 452135160
Conc: 31.41 ppb

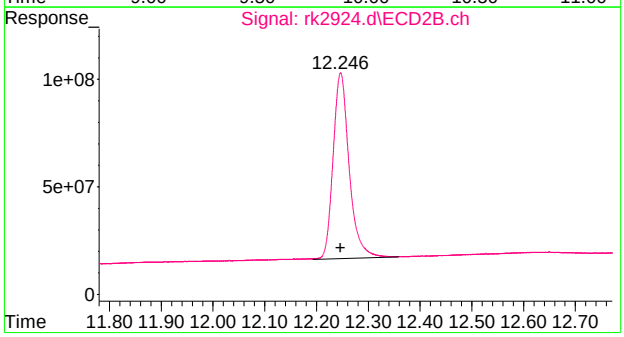

#51 Decachlorobiphenyl

R.T.: 12.246 min
Delta R.T.: 0.000 min
Response: 1865113224
Conc: 37.55 ppb m

Manual Integration Approval Summary

Sample Number: JD30019-5
Lab FileID: RK2924.D
Injection Time: 08/20/21 23:31
Method: SW846 8082A
Analyst approved: 08/22/21 23:33 Christopher Changho
Supervisor approved: 08/23/21 09:34 Gwendolyn Burns

Parameter	CAS	Sig#	R.T. (min.)	Reason
Decachlorobiphenyl	2051-24-3	2	12.25	Poorly defined baseline

Quantitation Report (Qedit)

Data Path : C:\msdchem\1\data\chrisc2\rk79\
Data File : rk2924.d
Signal(s) : Signal #1: ECD1A.ch Signal #2: ECD2B.ch
Acq On : 20 Aug 2021 11:31 pm
Operator : rebeccak
Sample : jd30019-5
Misc : op34974,grk79,15.9,,,10,1
ALS Vial : 60 Sample Multiplier: 1

Integration File signal 1: autoint1.e
Integration File signal 2: autoint2.e
Quant Time: Aug 22 21:37:46 2021
Quant Method : C:\MSDCHEM\1\METHODS\rkpcb50.m
Quant Title :
QLast Update : Sun Aug 22 21:31:57 2021
Response via : Initial Calibration
Integrator: ChemStation

Volume Inj. : 1ul
Signal #1 Phase : ZBCLP-1 Signal #2 Phase: ZBCLP-2
Signal #1 Info : 30m X 0.32mm(.32u Signal #2 Info : 30m X 0.32 mm (.25um)

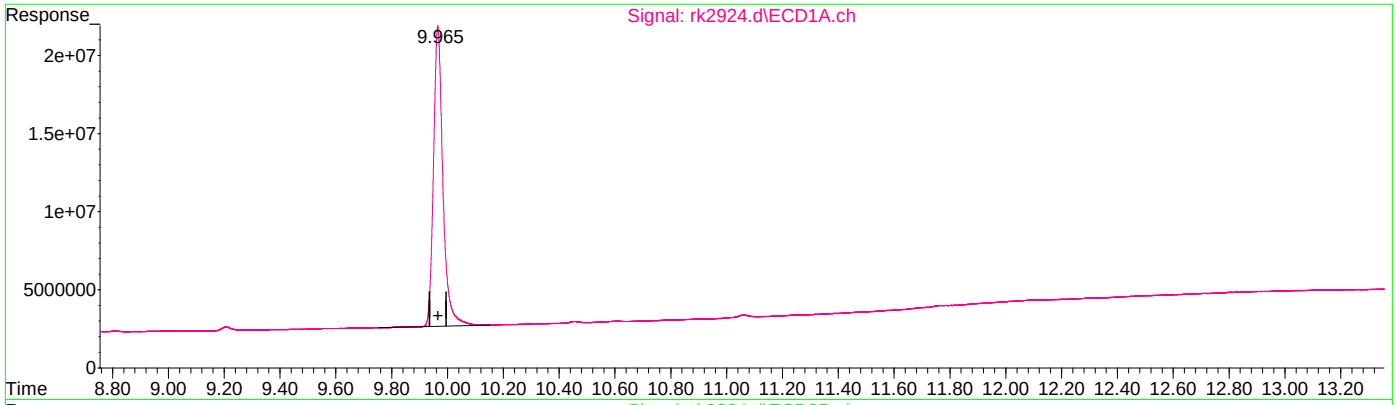

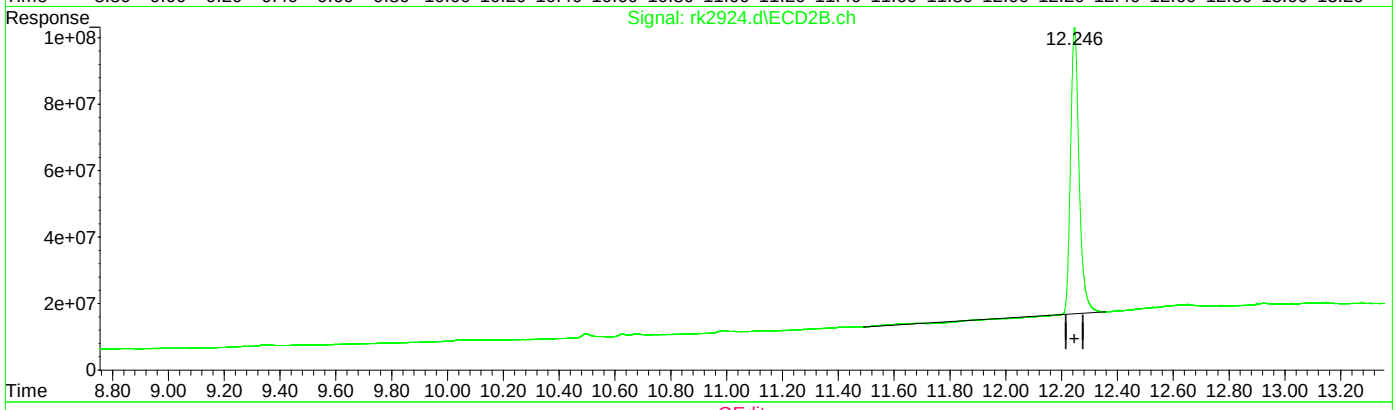

QEdit

(51) Decachlorobiphenyl (S)

9.966min 31.408 ppb

response 452135160

(51) Decachlorobiphenyl #2 (S)

12.247min 36.621 ppb

response 1818982573

(+) = Expected Retention Time
rkpcb50.m Sun Aug 22 22:11:26 2021

Quantitation Report (Qedit)

Data Path : C:\msdchem\1\data\chrisc2\rk79\
Data File : rk2924.d
Signal(s) : Signal #1: ECD1A.ch Signal #2: ECD2B.ch
Acq On : 20 Aug 2021 11:31 pm
Operator : rebeccak
Sample : jd30019-5
Misc : op34974,grk79,15.9,,,10,1
ALS Vial : 60 Sample Multiplier: 1

Integration File signal 1: autoint1.e
Integration File signal 2: autoint2.e
Quant Time: Aug 22 21:37:46 2021
Quant Method : C:\MSDCHEM\1\METHODS\rkpcb50.m
Quant Title :
QLast Update : Sun Aug 22 21:31:57 2021
Response via : Initial Calibration
Integrator: ChemStation

Volume Inj. : 1ul
Signal #1 Phase : ZBCLP-1 Signal #2 Phase: ZBCLP-2
Signal #1 Info : 30m X 0.32mm(.32u Signal #2 Info : 30m X 0.32 mm (.25um)

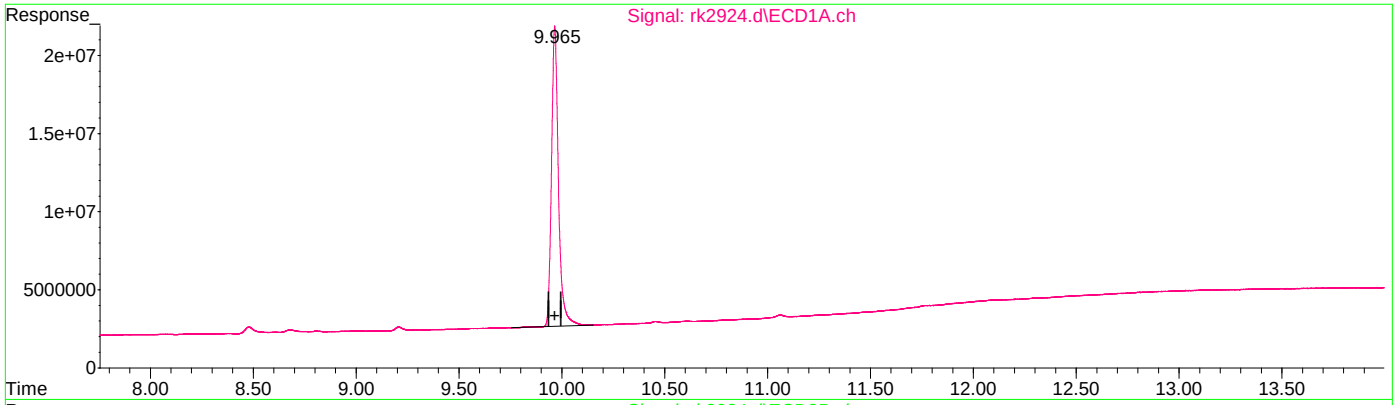

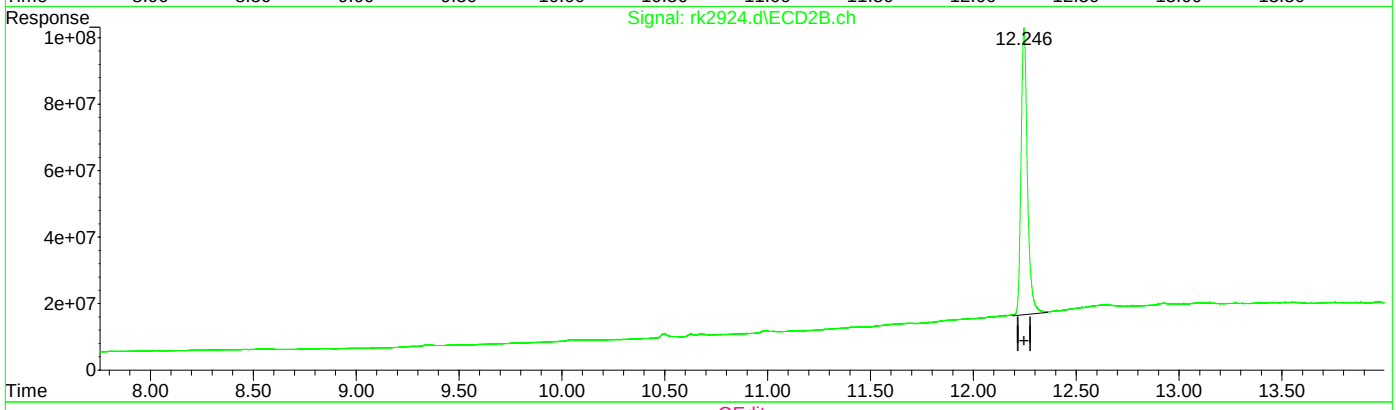

QEdit

(51) Decachlorobiphenyl (S)

9.966min 31.408 ppb

response 452135160

(51) Decachlorobiphenyl #2 (S)

12.246min 37.549 ppb m

response 1865113224

(+) = Expected Retention Time

rkpcb50.m Sun Aug 22 22:11:33 2021

11.1.11.3

Manual Integrations APPROVED (compounds with "m" flag)
Gwendolyn Burns
08/23/21 09:34

Quantitation Report (QT Reviewed)

Data Path : C:\msdchem\1\data\chrisc2\rk79\
Data File : rk2925.d
Signal(s) : Signal #1: ECD1A.ch Signal #2: ECD2B.ch
Acq On : 20 Aug 2021 11:47 pm
Operator : rebeccak
Sample : jd30019-6
Misc : op34974,grk79,15.0,,,10,1
ALS Vial : 61 Sample Multiplier: 1

Integration File signal 1: autoint1.e
Integration File signal 2: autoint2.e
Quant Time: Aug 22 22:12:57 2021
Quant Method : C:\MSDCHEM\1\METHODS\rkpcb50.m
Quant Title :
QLast Update : Sun Aug 22 21:31:57 2021
Response via : Initial Calibration
Integrator: ChemStation

Volume Inj. : 1ul
Signal #1 Phase : ZBCLP-1 Signal #2 Phase: ZBCLP-2
Signal #1 Info : 30m X 0.32mm(.32u Signal #2 Info : 30m X 0.32 mm (.25um)

	Compound	RT#1	RT#2	Resp#1	Resp#2	ppb	ppb
	System Monitoring Compounds						
1) S	Tetrachlo...	2.798	3.739	486.8E6	2540.9E6	32.526	39.829
	Spiked Amount	40.000		Recovery	=	81.31%	99.57%
51) S	Decachlor...	9.966	12.249	351.5E6	1406.9E6	24.415	28.324m
	Spiked Amount	40.000		Recovery	=	61.04%	70.81%
	Target Compounds						

(f)=RT Delta > 1/2 Window (#)=Amounts differ by > 25% (m)=manual int.

11.1.12
11

Quantitation Report (QT Reviewed)

Data Path : C:\msdchem\1\data\chrisc2\rk79\
Data File : rk2925.d
Signal(s) : Signal #1: ECD1A.ch Signal #2: ECD2B.ch
Acq On : 20 Aug 2021 11:47 pm
Operator : rebeccak
Sample : jd30019-6
Misc : op34974,grk79,15.0,,,10,1
ALS Vial : 61 Sample Multiplier: 1

Integration File signal 1: autoint1.e
Integration File signal 2: autoint2.e
Quant Time: Aug 22 22:12:57 2021
Quant Method : C:\MSDCHEM\1\METHODS\rkpcb50.m
Quant Title :
QLast Update : Sun Aug 22 21:31:57 2021
Response via : Initial Calibration
Integrator: ChemStation

Volume Inj. : 1ul
Signal #1 Phase : ZBCLP-1 Signal #2 Phase: ZBCLP-2
Signal #1 Info : 30m X 0.32mm(.32u Signal #2 Info : 30m X 0.32 mm (.25um)

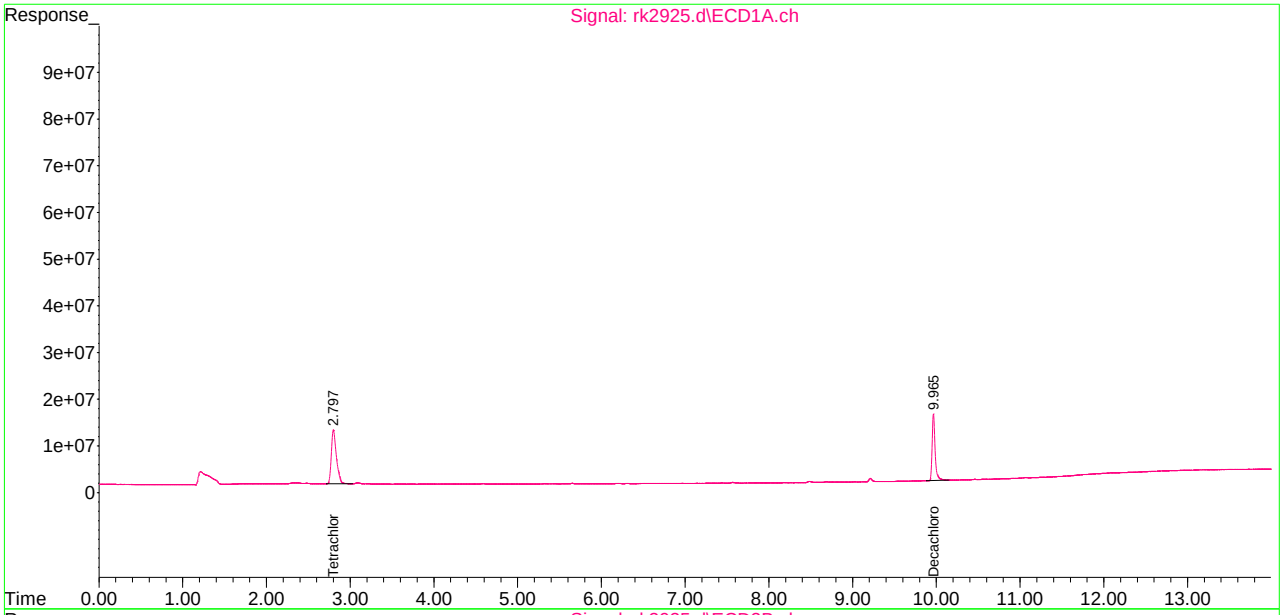

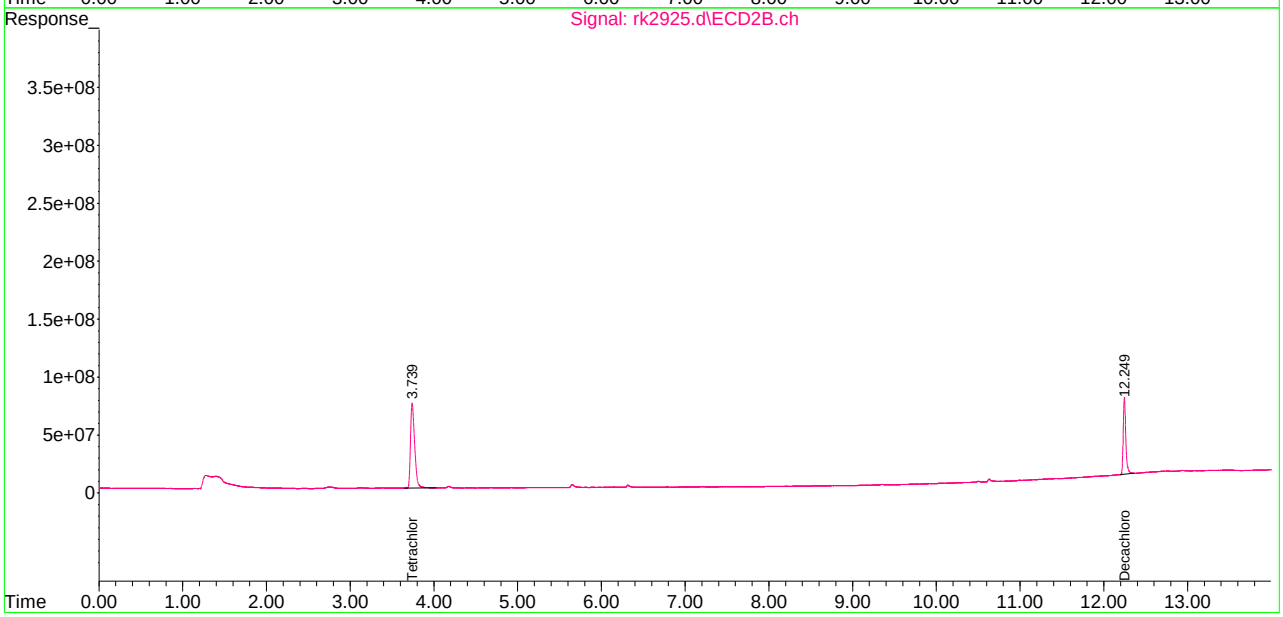

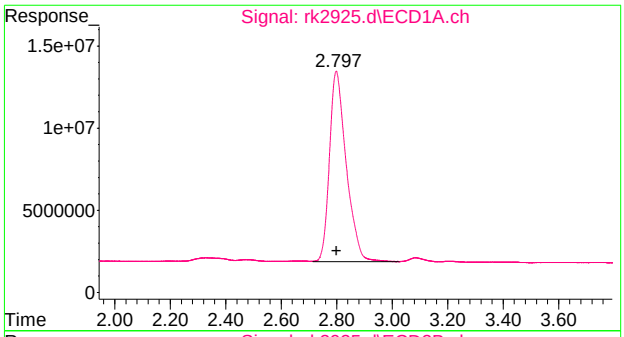

#1 Tetrachloro-m-xylene

R.T.: 2.798 min
Delta R.T.: 0.000 min
Response: 486828376
Conc: 32.53 ppb

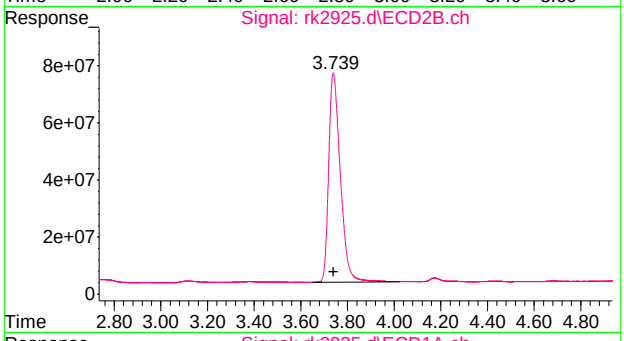

#1 Tetrachloro-m-xylene

R.T.: 3.739 min
Delta R.T.: 0.000 min
Response: 2540880748
Conc: 39.83 ppb

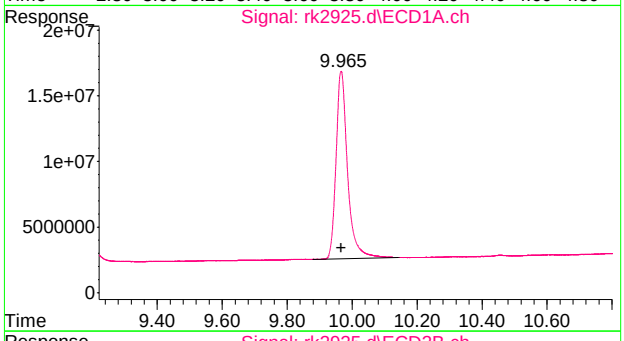

#51 Decachlorobiphenyl

R.T.: 9.966 min
Delta R.T.: 0.000 min
Response: 351477518
Conc: 24.42 ppb

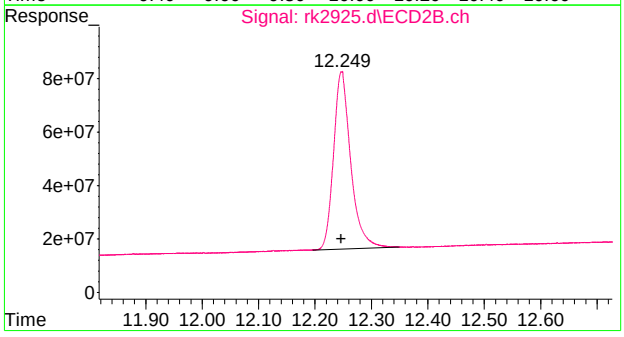

#51 Decachlorobiphenyl

R.T.: 12.249 min
Delta R.T.: 0.002 min
Response: 1406900686
Conc: 28.32 ppb m

Manual Integration Approval Summary

Sample Number: JD30019-6
Lab FileID: RK2925.D
Injection Time: 08/20/21 23:47
Method: SW846 8082A
Analyst approved: 08/22/21 23:33 Christopher Changho
Supervisor approved: 08/23/21 09:34 Gwendolyn Burns

Parameter	CAS	Sig#	R.T. (min.)	Reason
Decachlorobiphenyl	2051-24-3	2	12.25	Poorly defined baseline

Quantitation Report (Qedit)

Data Path : C:\msdchem\1\data\chrisc2\rk79\
Data File : rk2925.d
Signal(s) : Signal #1: ECD1A.ch Signal #2: ECD2B.ch
Acq On : 20 Aug 2021 11:47 pm
Operator : rebeccak
Sample : jd30019-6
Misc : op34974,grk79,15.0,,,10,1
ALS Vial : 61 Sample Multiplier: 1

Integration File signal 1: autoint1.e
Integration File signal 2: autoint2.e
Quant Time: Aug 22 21:38:03 2021
Quant Method : C:\MSDCHEM\1\METHODS\rkpcb50.m
Quant Title :
QLast Update : Sun Aug 22 21:31:57 2021
Response via : Initial Calibration
Integrator: ChemStation

Volume Inj. : 1ul
Signal #1 Phase : ZBCLP-1 Signal #2 Phase: ZBCLP-2
Signal #1 Info : 30m X 0.32mm(.32u Signal #2 Info : 30m X 0.32 mm (.25um)

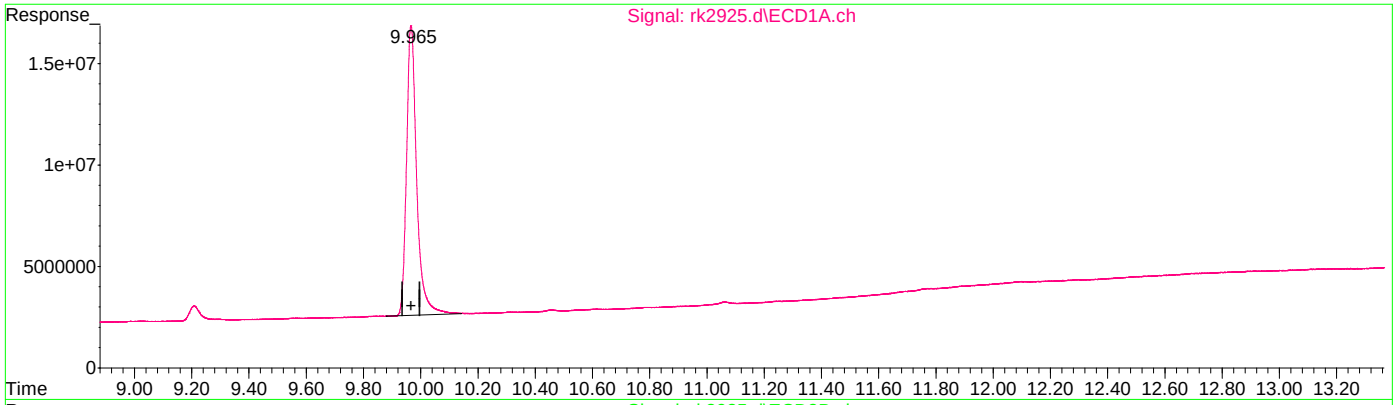

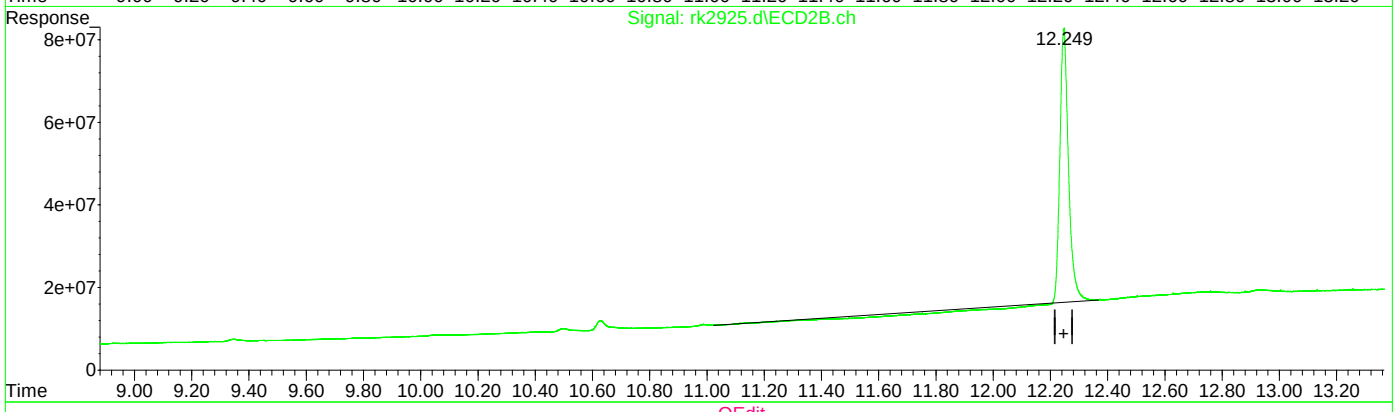

QEdit

(51) Decachlorobiphenyl (S)

9.966min 24.415 ppb

response 351477518

(51) Decachlorobiphenyl #2 (S)

12.247min 23.006 ppb

response 1142742124

(+) = Expected Retention Time
rkpcb50.m Sun Aug 22 22:12:16 2021

Quantitation Report (Qedit)

Data Path : C:\msdchem\1\data\chrisc2\rk79\
Data File : rk2925.d
Signal(s) : Signal #1: ECD1A.ch Signal #2: ECD2B.ch
Acq On : 20 Aug 2021 11:47 pm
Operator : rebeccak
Sample : jd30019-6
Misc : op34974,grk79,15.0,,,10,1
ALS Vial : 61 Sample Multiplier: 1

Integration File signal 1: autoint1.e
Integration File signal 2: autoint2.e
Quant Time: Aug 22 21:38:03 2021
Quant Method : C:\MSDCHEM\1\METHODS\rkpcb50.m
Quant Title :
QLast Update : Sun Aug 22 21:31:57 2021
Response via : Initial Calibration
Integrator: ChemStation

Volume Inj. : 1ul
Signal #1 Phase : ZBCLP-1 Signal #2 Phase: ZBCLP-2
Signal #1 Info : 30m X 0.32mm(.32u Signal #2 Info : 30m X 0.32 mm (.25um)

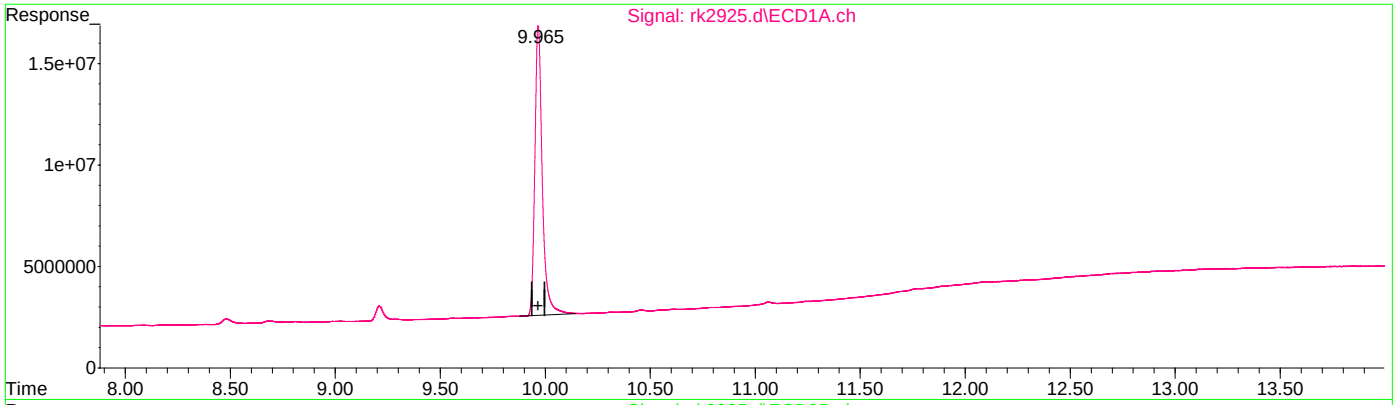

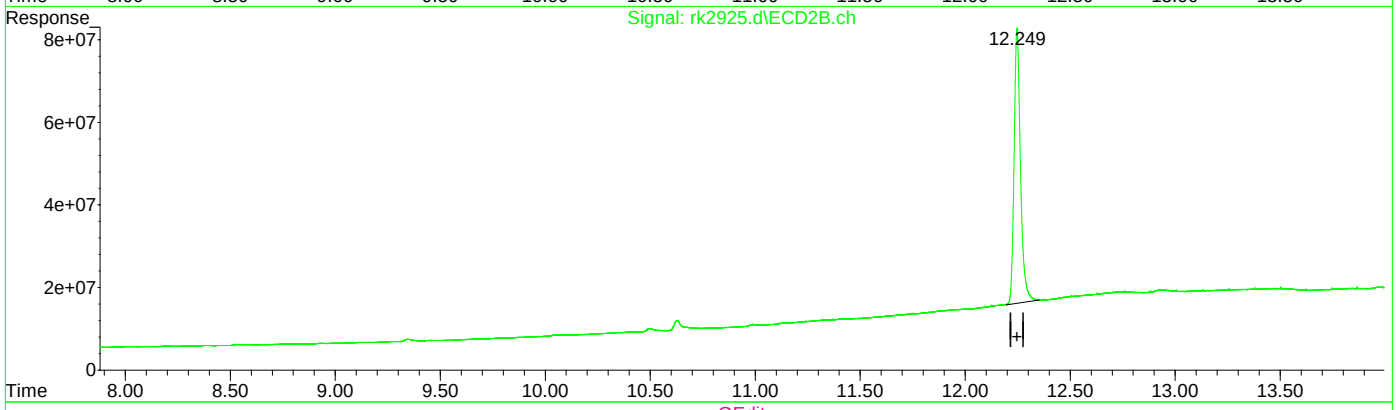

QEdit

(51) Decachlorobiphenyl (S)

9.966min 24.415 ppb

response 351477518

(51) Decachlorobiphenyl #2 (S)

12.249min 28.324 ppb m

response 1406900686

(+) = Expected Retention Time

Manual Integrations APPROVED (compounds with "m" flag)
Gwendolyn Burns 08/23/21 08:16

Quantitation Report (QT Reviewed)

Data Path : C:\msdchem\1\data\G6G2775\
Data File : 6g79058.d
Signal(s) : Signal #1: ECD1A.CH Signal #2: ECD2B.CH
Acq On : 22-Aug-21, 23:29:19
Operator : christp
Sample : op34973-mb1
Misc : op34973,g6g2775,15.0,,,10,1
ALS Vial : 41 (Sig #1); 0 (Sig #2) Sample Multiplier: 1

Integration File signal 1: autoint1.e
Integration File signal 2: autoint2.e
Quant Time: Aug 23 01:39:20 2021
Quant Method : C:\MSDCHEM\1\METHODS\6PST2739.M
Quant Title : PEST/PCB
QLast Update : Mon Jul 19 00:05:28 2021
Response via : Initial Calibration
Integrator: ChemStation 6890 Scale Mode: Large solvent peaks clipped

Volume Inj. : 1ul
Signal #1 Phase : RTXCLP I Signal #2 Phase: RTX-CLP II
Signal #1 Info : 30mx.32mmx.32um Signal #2 Info : 30m x .32mm x .25um

	Compound	RT#1	RT#2	Resp#1	Resp#2	PPB	PPB
	Internal Standards						
1)	I 1-bromo-2...	1.835	2.181	729.4E6	465.1E6	50.000	50.000
27)	I 1-bromo-2...	1.835	2.181	729.4E6	465.1E6	50.000	50.000
33)	I 1-bromo-2...	1.835	2.181	729.4E6	465.1E6	50.000	50.000
	System Monitoring Compounds						
2)	SAB Tetrachlo...	2.422	3.016	286.3E6	259.2E6	34.295	32.307
	Spiked Amount 40.000	Range 30 - 150		Recovery =		85.74%	80.77%
26)	SA Decachlor...	9.625	12.036f	602.6E6	215.6E6	34.015m	35.443
	Spiked Amount 40.000			Recovery =		85.04%	88.61%
	Target Compounds						
	Sum Toxaphene			0	0	N.D.	N.D.
	Average Toxaphene					0.000	0.000

SemiQuant Compounds - Not Calibrated on this Instrument

(f)=RT Delta > 1/2 Window (#)=Amounts differ by > 25% (m)=manual int.

11.2.1 11

Quantitation Report (QT Reviewed)

Data Path : C:\msdchem\1\data\G6G2775\
Data File : 6g79058.d
Signal(s) : Signal #1: ECD1A.CH Signal #2: ECD2B.CH
Acq On : 22-Aug-21, 23:29:19
Operator : christp
Sample : op34973-mb1
Misc : op34973,g6g2775,15.0,,,10,1
ALS Vial : 41 (Sig #1); 0 (Sig #2) Sample Multiplier: 1

Integration File signal 1: autoint1.e
Integration File signal 2: autoint2.e
Quant Time: Aug 23 01:39:20 2021
Quant Method : C:\MSDCHEM\1\METHODS\6PST2739.M
Quant Title : PEST/PCB
QLast Update : Mon Jul 19 00:05:28 2021
Response via : Initial Calibration
Integrator: ChemStation 6890 Scale Mode: Large solvent peaks clipped

Volume Inj. : 1ul
Signal #1 Phase : RTXCLP I Signal #2 Phase: RTX-CLP II
Signal #1 Info : 30mx.32mmx.32um Signal #2 Info : 30m x .32mm x .25um

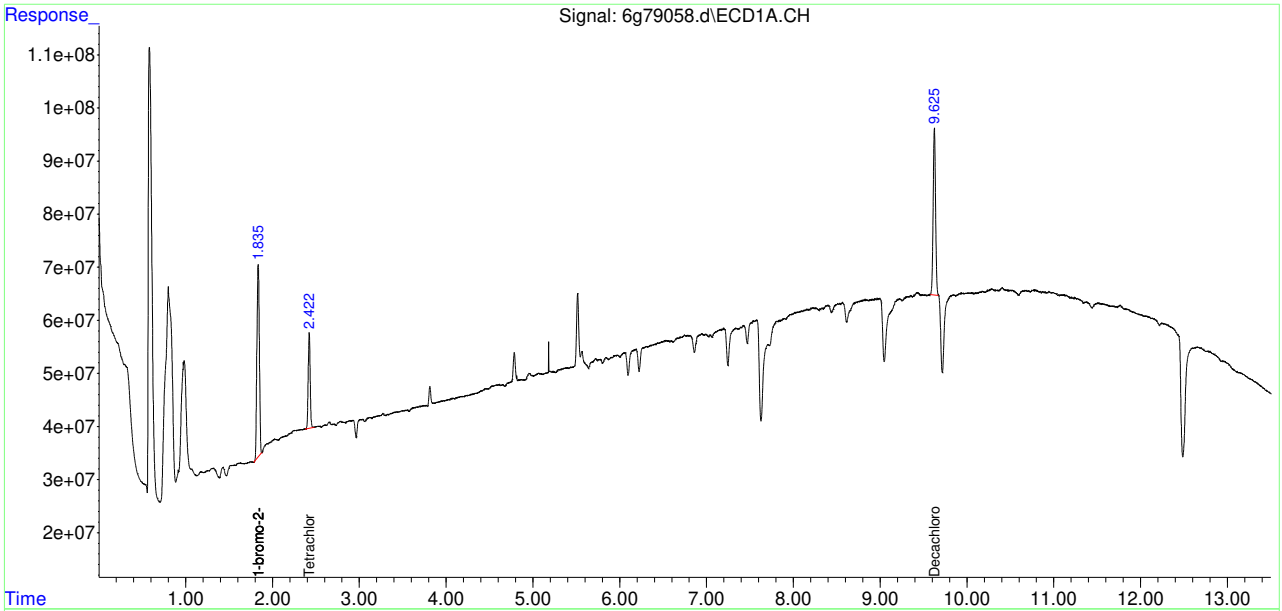

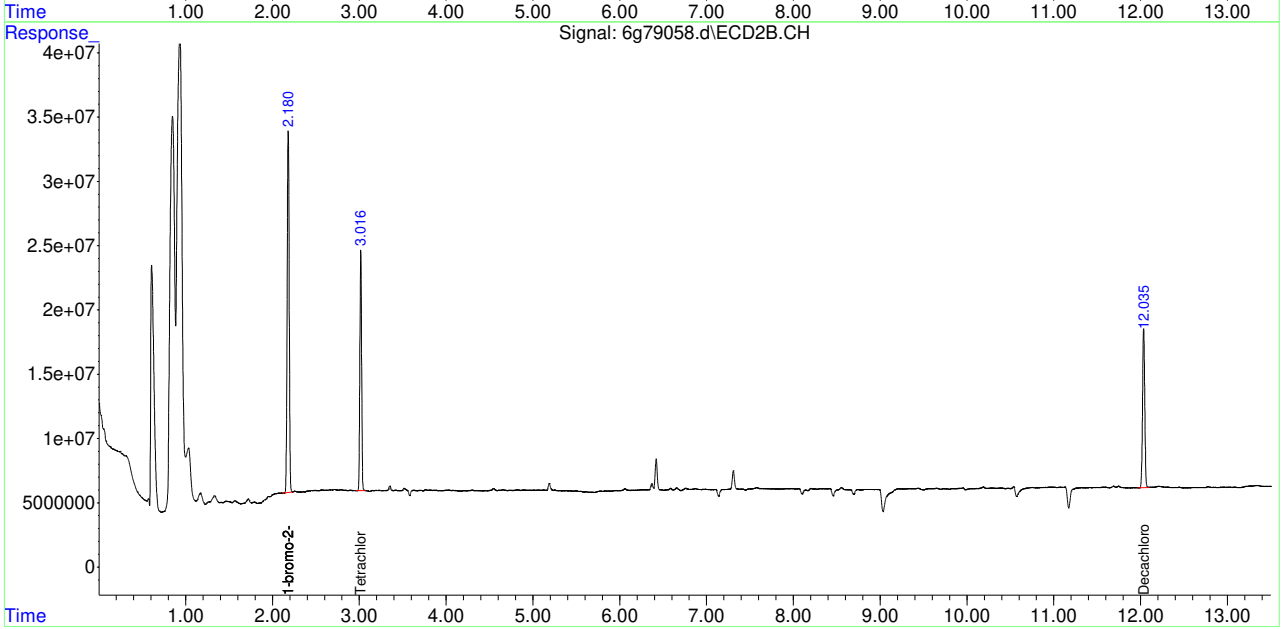

Manual Integration Approval Summary

Sample Number: OP34973-MB1
Lab FileID: 6G79058.D
Injection Time: 08/22/21 23:29

Method: SW846 8081B
Analyst approved: 08/23/21 01:55 Christine Phillips
Supervisor approved: 08/23/21 08:16 Gwendolyn Burns

Parameter	CAS	Sig#	R.T. (min.)	Reason
Decachlorobiphenyl	2051-24-3	1	9.62	Poorly defined baseline

Quantitation Report (Qedit)

Data Path : C:\msdchem\1\data\G6G2775\
Data File : 6g79058.d
Signal(s) : Signal #1: ECD1A.CH Signal #2: ECD2B.CH
Acq On : 22-Aug-21, 23:29:19
Operator : christp
Sample : op34973-mb1
Misc : op34973,g6g2775,15.0,,,10,1
ALS Vial : 41 (Sig #1); 0 (Sig #2) Sample Multiplier: 1

Integration File signal 1: autoint1.e
Integration File signal 2: autoint2.e
Quant Time: Aug 23 01:38:41 2021
Quant Method : C:\MSDCHEM\1\METHODS\6PST2739.M
Quant Title : PEST/PCB
QLast Update : Mon Jul 19 00:05:28 2021
Response via : Initial Calibration
Integrator: ChemStation 6890 Scale Mode: Large solvent peaks clipped

Volume Inj. : 1ul
Signal #1 Phase : RTXCLP I Signal #2 Phase: RTX-CLP II
Signal #1 Info : 30mx.32mmx.32um Signal #2 Info : 30m x .32mm x .25um

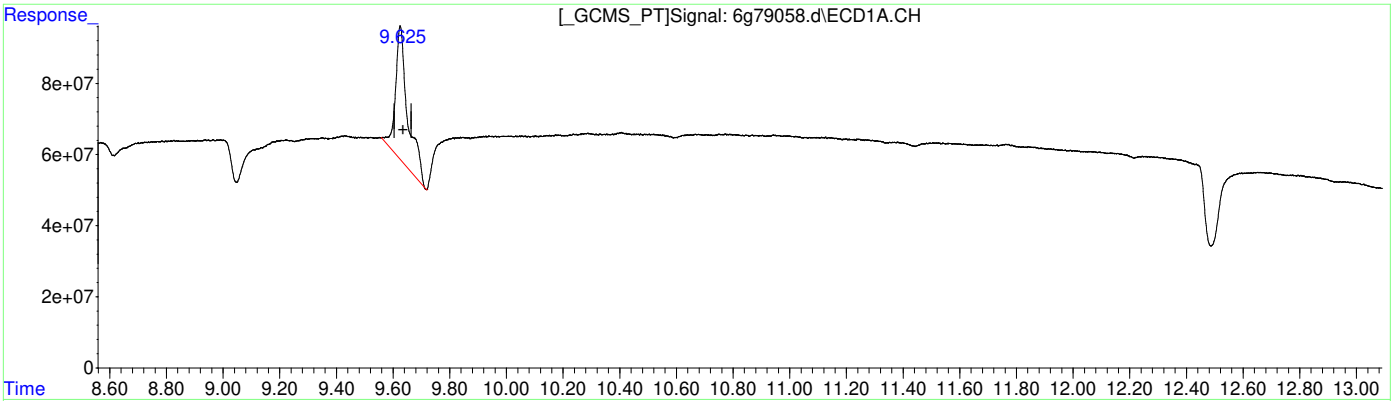

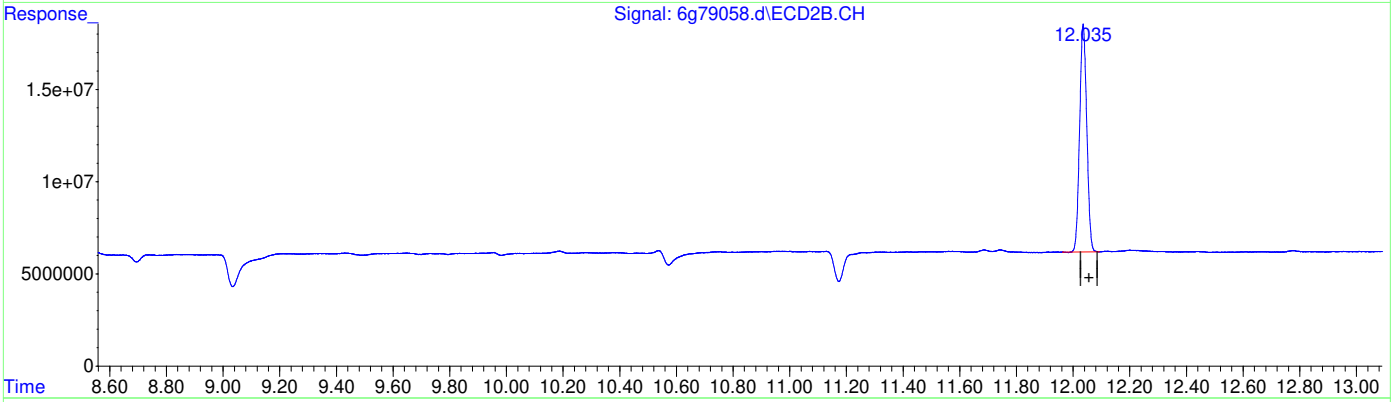

QEdit

(26) Decachlorobiphenyl (SA)

9.625min 63.421 PPB

response 1123579619

(26) Decachlorobiphenyl #2 (SA)

12.036min 35.443 PPB

response 215641252

(+) = Expected Retention Time

Quantitation Report (Qedit)

Data Path : C:\msdchem\1\data\G6G2775\
Data File : 6g79058.d
Signal(s) : Signal #1: ECD1A.CH Signal #2: ECD2B.CH
Acq On : 22-Aug-21, 23:29:19
Operator : christp
Sample : op34973-mb1
Misc : op34973,g6g2775,15.0,,,10,1
ALS Vial : 41 (Sig #1); 0 (Sig #2) Sample Multiplier: 1

Integration File signal 1: autoint1.e
Integration File signal 2: autoint2.e
Quant Time: Aug 23 01:38:41 2021
Quant Method : C:\MSDCHEM\1\METHODS\6PST2739.M
Quant Title : PEST/PCB
QLast Update : Mon Jul 19 00:05:28 2021
Response via : Initial Calibration
Integrator: ChemStation 6890 Scale Mode: Large solvent peaks clipped

Volume Inj. : 1ul
Signal #1 Phase : RTXCLP I Signal #2 Phase: RTX-CLP II
Signal #1 Info : 30mx.32mmx.32um Signal #2 Info : 30m x .32mm x .25um

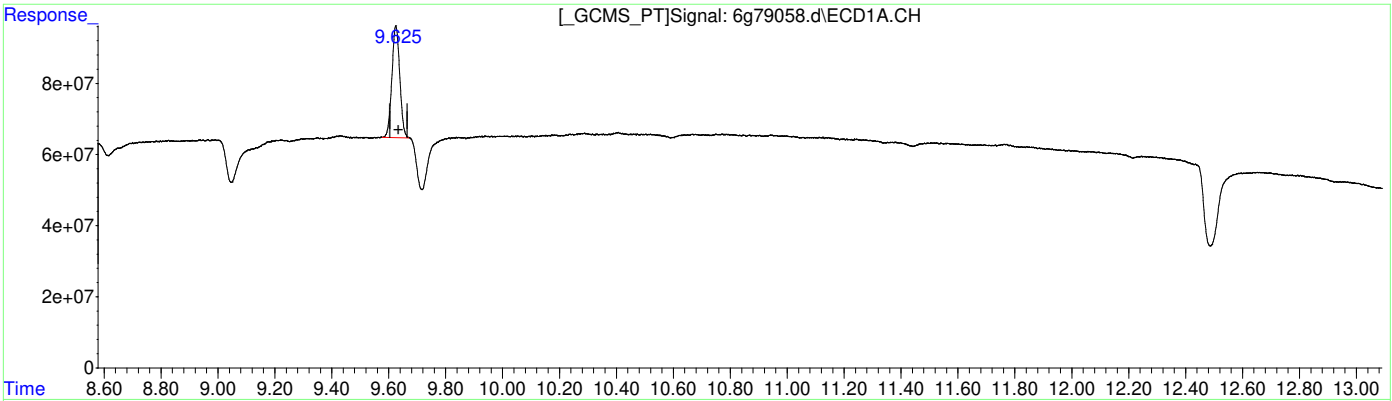

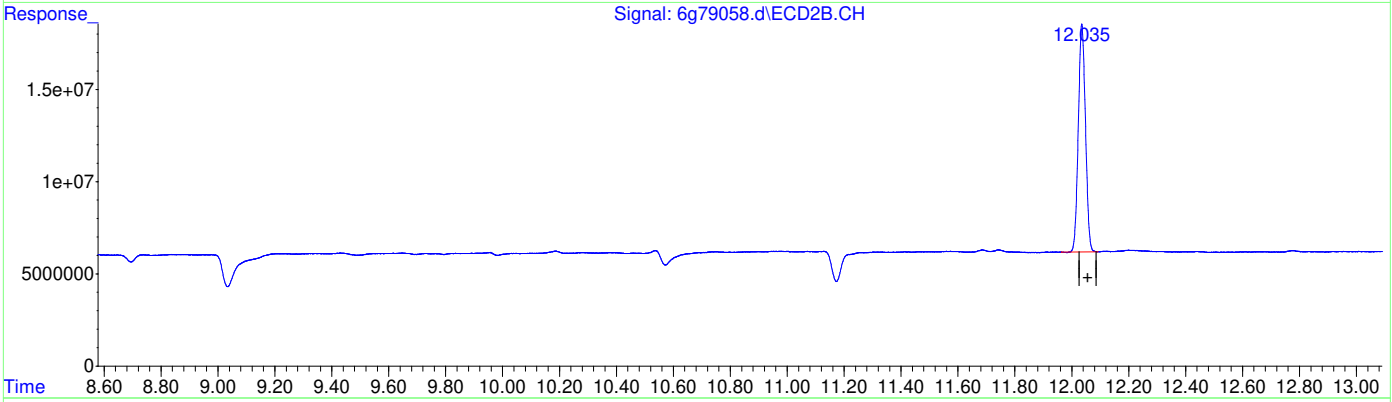

QEdit

(26) Decachlorobiphenyl (SA)

9.625min 34.015 PPB m

response 602617820

(26) Decachlorobiphenyl #2 (SA)

12.036min 35.443 PPB

response 215641252

(+) = Expected Retention Time
6PST2739.M Mon Aug 23 01:39:25 2021

Manual Integrations APPROVED (compounds with "m" flag)
Gwendolyn Burns 08/23/21 08:52

Quantitation Report (QT Reviewed)

Data Path : C:\msdchem\1\DATA\8G1696\
Data File : 8g40146.d
Signal(s) : Signal #1: ECD1A.ch Signal #2: ECD2B.ch
Acq On : 23 Aug 2021 1:30 am
Operator : christp
Sample : op34973-mb1
Misc : op34973,g8g1696,15.0,,,10,1
ALS Vial : 34 Sample Multiplier: 1

Integration File signal 1: autoint1.e
Integration File signal 2: autoint2.e
Quant Time: Aug 23 01:59:14 2021
Quant Method : C:\MSDCHEM\1\METHODS\8PST1645.M
Quant Title : PEST/PCB
QLast Update : Tue Aug 17 23:29:22 2021
Response via : Initial Calibration
Integrator: ChemStation

Volume Inj. : 1ul/column
Signal #1 Phase : RTXCLP I Signal #2 Phase: RTX-CLP II
Signal #1 Info : 30mx.32mmx.32um Signal #2 Info : 30m x .32mm x .25um

	Compound	RT#1	RT#2	Resp#1	Resp#2	PPB	PPB
	Internal Standards						
1) I	1-bromo-2...	1.573	2.039	141.1E6	517.0E6	50.000	50.000
27) I	1-bromo-2...	1.573	2.039	141.1E6	517.0E6	50.000	50.000
33) I	1-bromo-2...	1.573	2.039	141.1E6	517.0E6	50.000	50.000
	System Monitoring Compounds						
2) SAB	Tetrachlo...	2.291	2.999	81476605	274.3E6	32.263	33.496
	Spiked Amount 40.000	Range 30 - 150		Recovery =		80.66%	83.74%
26) SA	Decachlor...	9.637	12.160	107.5E6	333.9E6	35.075m	41.429
	Spiked Amount 40.000			Recovery =		87.69%	103.57%
	Target Compounds						
	SemiQuant Compounds - Not Calibrated on this Instrument						

(f)=RT Delta > 1/2 Window (#)=Amounts differ by > 25% (m)=manual int.

11.2.2 11

Quantitation Report (QT Reviewed)

Data Path : C:\msdchem\1\DATA\8G1696\
Data File : 8g40146.d
Signal(s) : Signal #1: ECD1A.ch Signal #2: ECD2B.ch
Acq On : 23 Aug 2021 1:30 am
Operator : christp
Sample : op34973-mb1
Misc : op34973,g8g1696,15.0,,,10,1
ALS Vial : 34 Sample Multiplier: 1

Integration File signal 1: autoint1.e
Integration File signal 2: autoint2.e
Quant Time: Aug 23 01:59:14 2021
Quant Method : C:\MSDCHEM\1\METHODS\8PST1645.M
Quant Title : PEST/PCB
QLast Update : Tue Aug 17 23:29:22 2021
Response via : Initial Calibration
Integrator: ChemStation

Volume Inj. : 1ul/column
Signal #1 Phase : RTXCLP I Signal #2 Phase: RTX-CLP II
Signal #1 Info : 30mx.32mmx.32um Signal #2 Info : 30m x .32mm x .25um

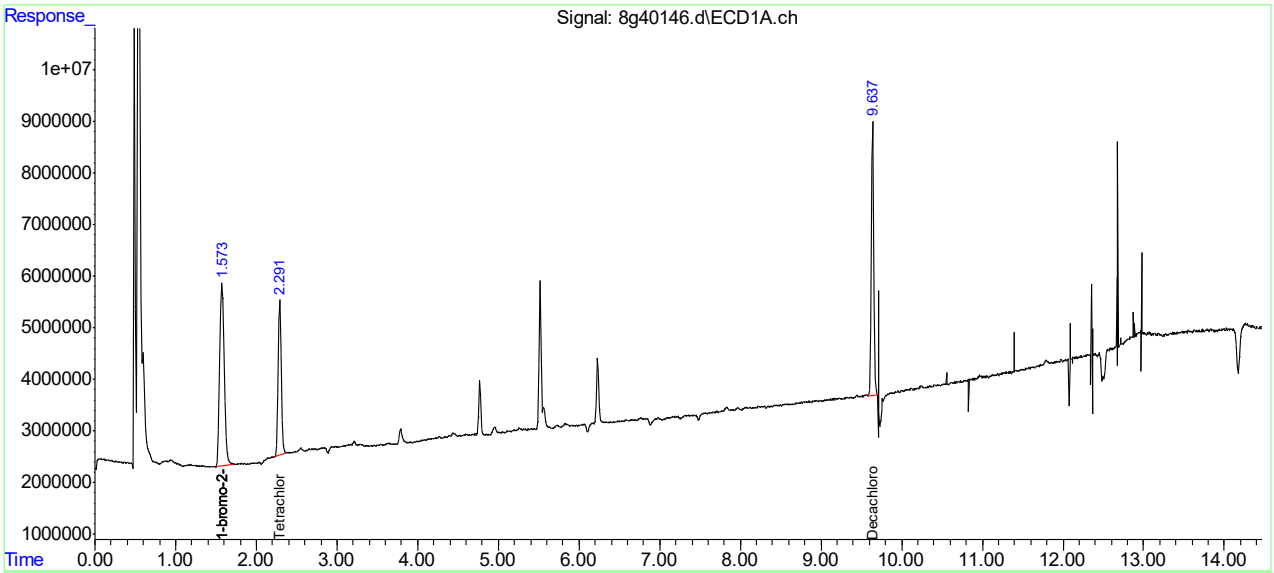

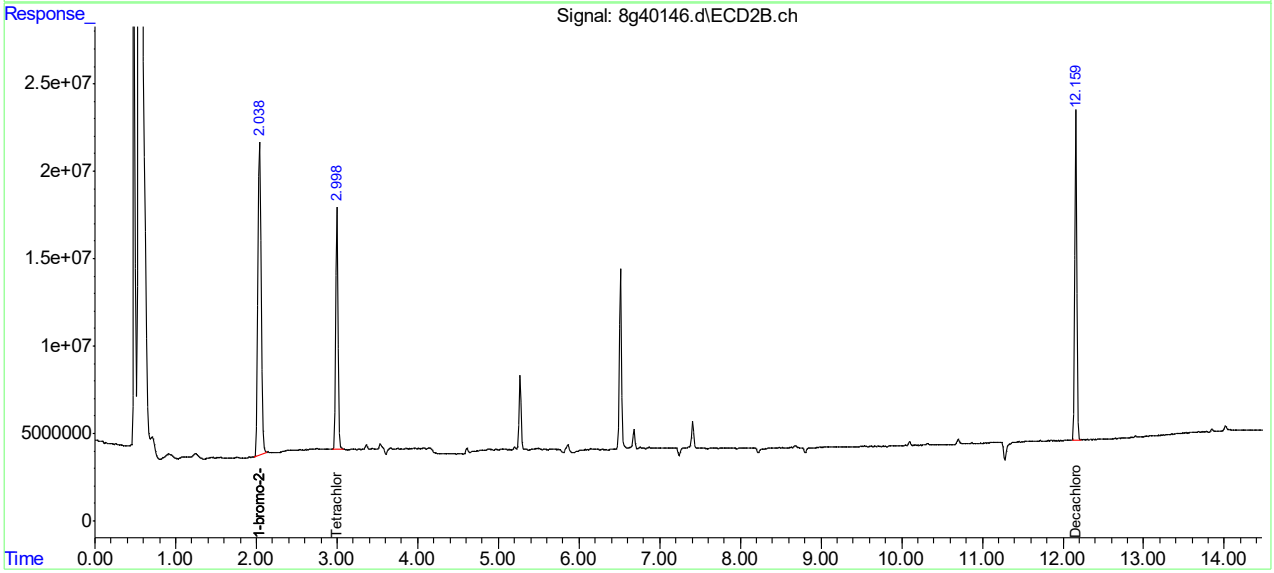

Manual Integration Approval Summary

Sample Number:	OP34973-MB1	**Method:**	SW846 8081B
Lab FileID:	8G40146.D	**Analyst approved:**	08/23/21 02:20 Christine Phillips
Injection Time:	08/23/21 01:30	**Supervisor approved:**	08/23/21 08:52 Gwendolyn Burns

Parameter	CAS	Sig#	R.T. (min.)	Reason
Decachlorobiphenyl	2051-24-3	1	9.64	Poorly defined baseline

Quantitation Report (Qedit)

Data Path : C:\msdchem\1\DATA\8G1696\
Data File : 8g40146.d
Signal(s) : Signal #1: ECD1A.ch Signal #2: ECD2B.ch
Acq On : 23 Aug 2021 1:30 am
Operator : christp
Sample : op34973-mb1
Misc : op34973,g8g1696,15.0,,,10,1
ALS Vial : 34 Sample Multiplier: 1

Integration File signal 1: autoint1.e
Integration File signal 2: autoint2.e
Quant Time: Aug 23 01:58:20 2021
Quant Method : C:\MSDCHEM\1\METHODS\8PST1645.M
Quant Title : PEST/PCB
QLast Update : Tue Aug 17 23:29:22 2021
Response via : Initial Calibration
Integrator: ChemStation

Volume Inj. : 1ul/column
Signal #1 Phase : RTXCLP I Signal #2 Phase: RTX-CLP II
Signal #1 Info : 30mx.32mmx.32um Signal #2 Info : 30m x .32mm x .25um

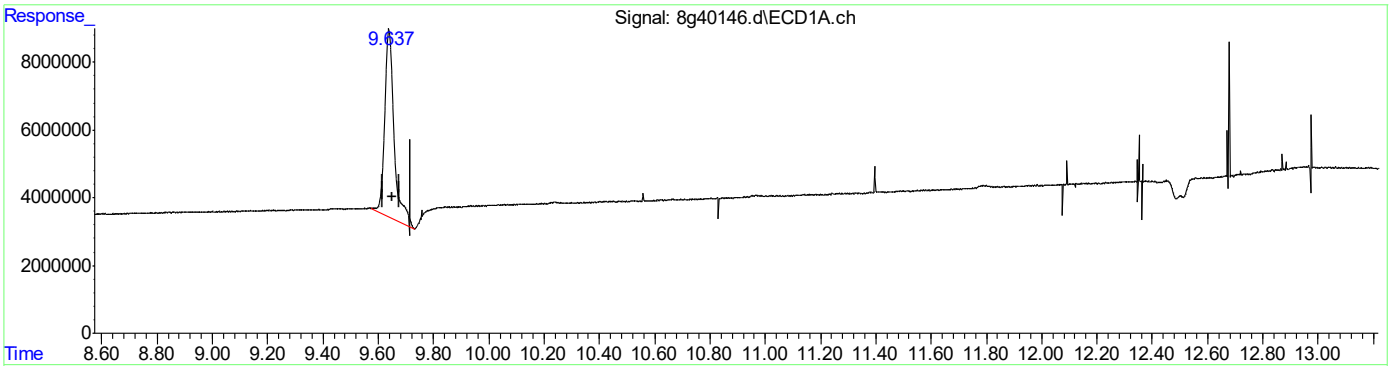

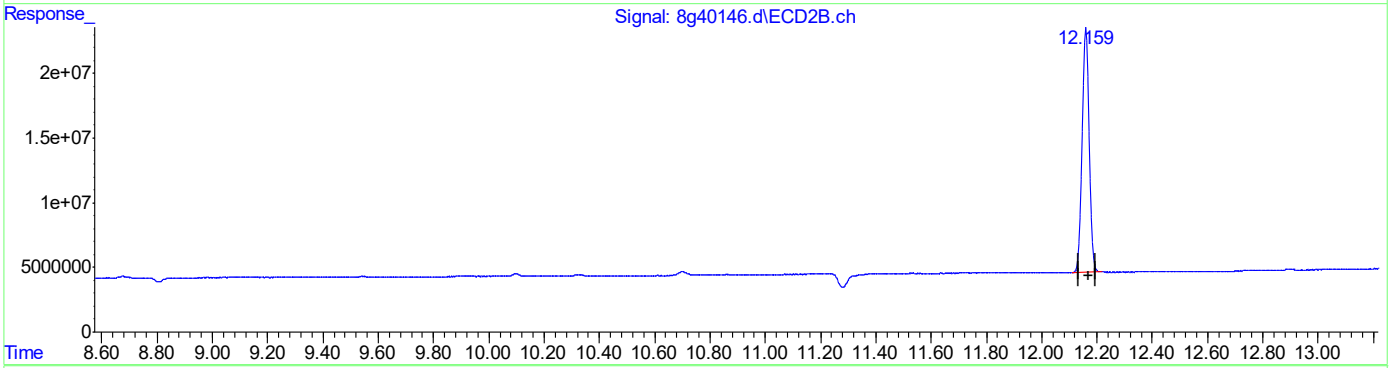

QEdit

(26) Decachlorobiphenyl (SA)
9.639min 42.803PPB
response 131244789

(26) Decachlorobiphenyl #2 (SA)
12.160min 41.429PPB
response 333903369

(+) = Expected Retention Time
8PST1645.M Mon Aug 23 01:58:44 2021

Quantitation Report (Qedit)

Data Path : C:\msdchem\1\DATA\8G1696\
Data File : 8g40146.d
Signal(s) : Signal #1: ECD1A.ch Signal #2: ECD2B.ch
Acq On : 23 Aug 2021 1:30 am
Operator : christp
Sample : op34973-mb1
Misc : op34973,g8g1696,15.0,,,10,1
ALS Vial : 34 Sample Multiplier: 1

Integration File signal 1: autoint1.e
Integration File signal 2: autoint2.e
Quant Time: Aug 23 01:58:20 2021
Quant Method : C:\MSDCHEM\1\METHODS\8PST1645.M
Quant Title : PEST/PCB
QLast Update : Tue Aug 17 23:29:22 2021
Response via : Initial Calibration
Integrator: ChemStation

Volume Inj. : 1ul/column
Signal #1 Phase : RTXCLP I Signal #2 Phase: RTX-CLP II
Signal #1 Info : 30mx.32mmx.32um Signal #2 Info : 30m x .32mm x .25um

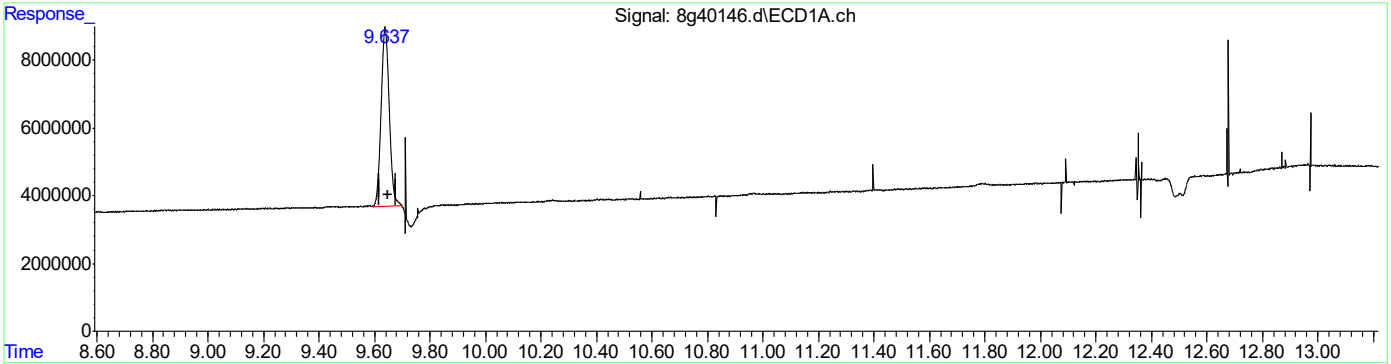

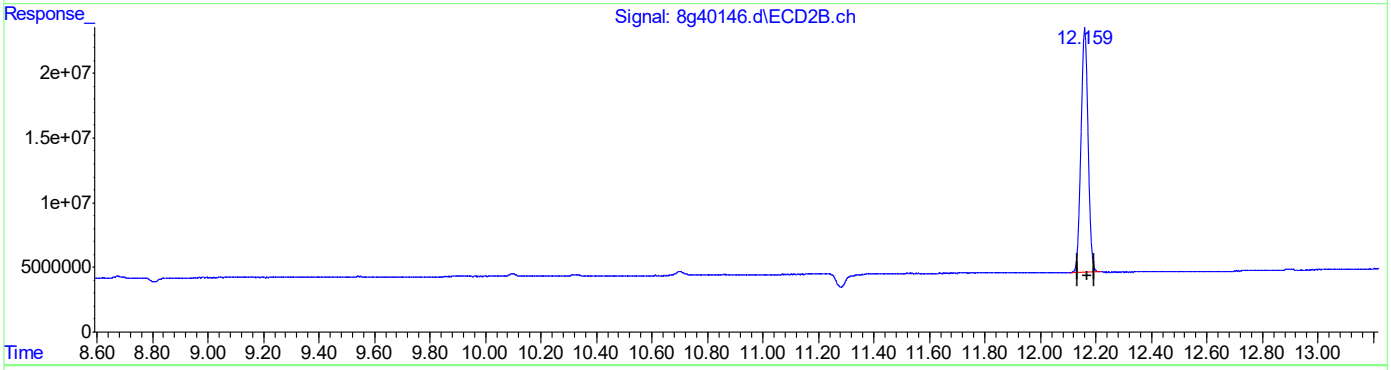

QEdit

(26) Decachlorobiphenyl (SA)
9.637min 35.075PPB m
response 107548797

(26) Decachlorobiphenyl #2 (SA)
12.160min 41.429PPB
response 333903369

(+) = Expected Retention Time
8PST1645.M Mon Aug 23 01:58:57 2021

Manual Integrations APPROVED (compounds with "m" flag)
Gwendolyn Burns 08/23/21 09:32

Quantitation Report (QT Reviewed)

Data Path : C:\msdchem\1\data\chrisc2\rk79\
Data File : rk2912.d
Signal(s) : Signal #1: ECD1A.ch Signal #2: ECD2B.ch
Acq On : 20 Aug 2021 8:13 pm
Operator : rebeccak
Sample : op34974-mb1
Misc : op34974,grk79,15.0,,,10,1
ALS Vial : 51 Sample Multiplier: 1

Integration File signal 1: autoint1.e
Integration File signal 2: autoint2.e
Quant Time: Aug 22 21:54:03 2021
Quant Method : C:\MSDCHEM\1\METHODS\rkpcb50.m
Quant Title :
QLast Update : Sun Aug 22 21:31:57 2021
Response via : Initial Calibration
Integrator: ChemStation

Volume Inj. : 1ul
Signal #1 Phase : ZBCLP-1 Signal #2 Phase: ZBCLP-2
Signal #1 Info : 30m X 0.32mm(.32u Signal #2 Info : 30m X 0.32 mm (.25um)

	Compound	RT#1	RT#2	Resp#1	Resp#2	ppb	ppb
	System Monitoring Compounds						
1) S	Tetrachlo...	2.798	3.740	526.5E6	2683.4E6	35.174	42.062
	Spiked Amount 40.000			Recovery	=	87.94%	105.16%
51) S	Decachlor...	9.968	12.248	366.1E6	1541.2E6	25.432	31.027m
	Spiked Amount 40.000			Recovery	=	63.58%	77.57%
	Target Compounds						

(f)=RT Delta > 1/2 Window (#)=Amounts differ by > 25% (m)=manual int.

11.2.3 11

Quantitation Report (QT Reviewed)

Data Path : C:\msdchem\1\data\chrisc2\rk79\
Data File : rk2912.d
Signal(s) : Signal #1: ECD1A.ch Signal #2: ECD2B.ch
Acq On : 20 Aug 2021 8:13 pm
Operator : rebeccak
Sample : op34974-mb1
Misc : op34974,grk79,15.0,,,10,1
ALS Vial : 51 Sample Multiplier: 1

Integration File signal 1: autoint1.e
Integration File signal 2: autoint2.e
Quant Time: Aug 22 21:54:03 2021
Quant Method : C:\MSDCHEM\1\METHODS\rkpcb50.m
Quant Title :
QLast Update : Sun Aug 22 21:31:57 2021
Response via : Initial Calibration
Integrator: ChemStation

Volume Inj. : 1ul
Signal #1 Phase : ZBCLP-1 Signal #2 Phase: ZBCLP-2
Signal #1 Info : 30m X 0.32mm(.32u Signal #2 Info : 30m X 0.32 mm (.25um)

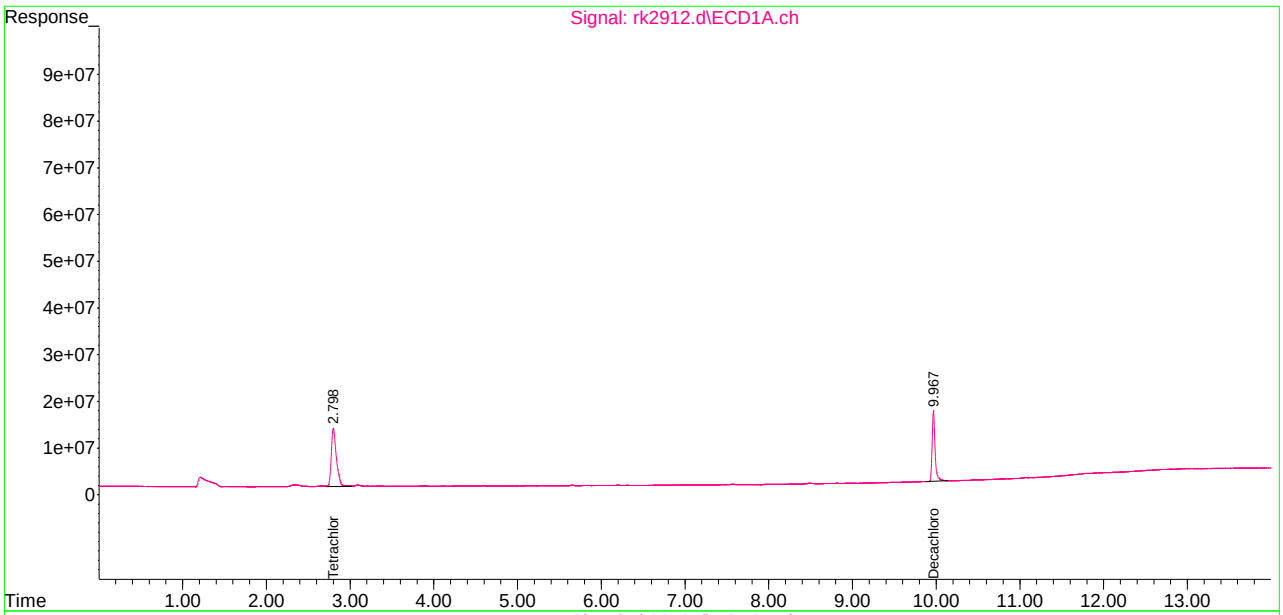

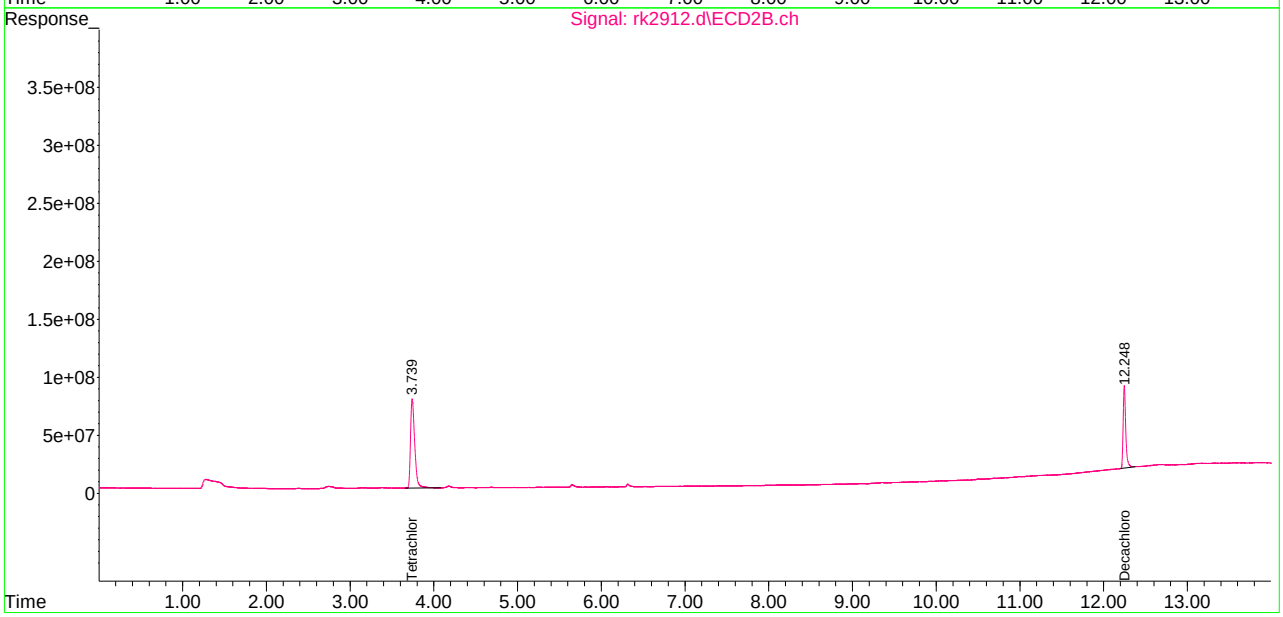

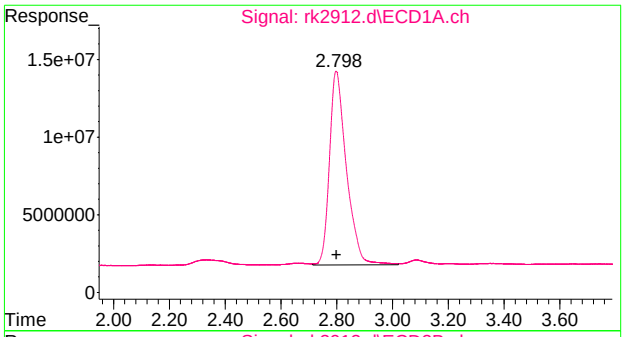

#1 Tetrachloro-m-xylene

R.T.: 2.798 min
Delta R.T.: 0.000 min
Response: 526453473
Conc: 35.17 ppb

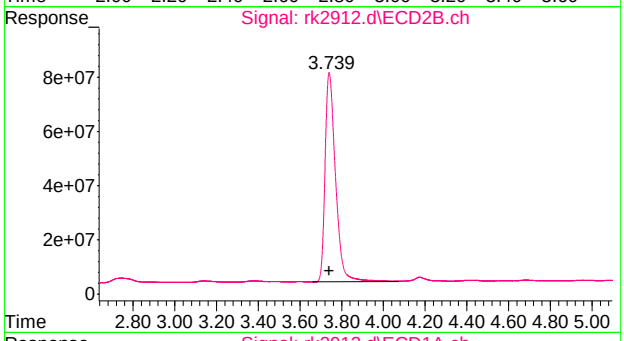

#1 Tetrachloro-m-xylene

R.T.: 3.740 min
Delta R.T.: 0.000 min
Response: 2683387246
Conc: 42.06 ppb

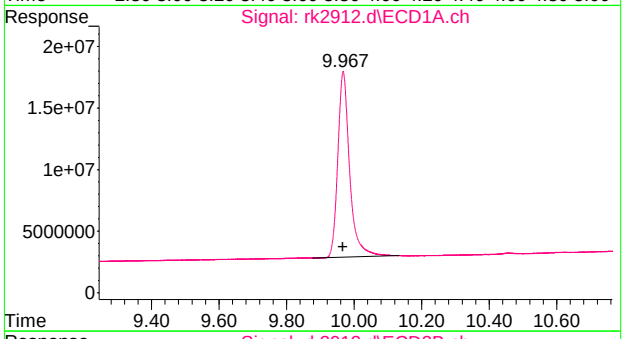

#51 Decachlorobiphenyl

R.T.: 9.968 min
Delta R.T.: 0.002 min
Response: 366108203
Conc: 25.43 ppb

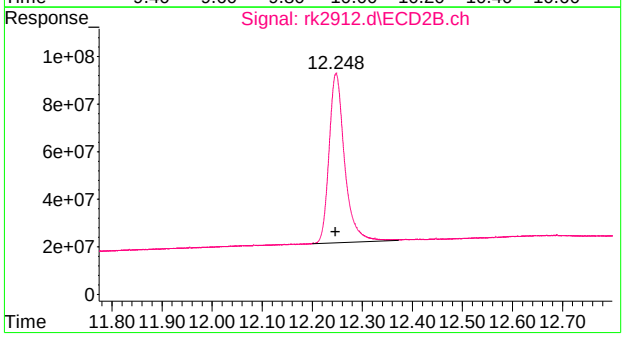

#51 Decachlorobiphenyl

R.T.: 12.248 min
Delta R.T.: 0.001 min
Response: 1541157272
Conc: 31.03 ppb m

Manual Integration Approval Summary

Sample Number: OP34974-MB1
Lab FileID: RK2912.D
Injection Time: 08/20/21 20:13
Method: SW846 8082A
Analyst approved: 08/22/21 23:33 Christopher Changho
Supervisor approved: 08/23/21 09:32 Gwendolyn Burns

Parameter	CAS	Sig#	R.T. (min.)	Reason
Decachlorobiphenyl	2051-24-3	2	12.25	Poorly defined baseline

Quantitation Report (Qedit)

Data Path : C:\msdchem\1\data\chrisc2\rk79\
Data File : rk2912.d
Signal(s) : Signal #1: ECD1A.ch Signal #2: ECD2B.ch
Acq On : 20 Aug 2021 8:13 pm
Operator : rebeccak
Sample : op34974-mb1
Misc : op34974,grk79,15.0,,,10,1
ALS Vial : 51 Sample Multiplier: 1

Integration File signal 1: autoint1.e
Integration File signal 2: autoint2.e
Quant Time: Aug 22 21:32:40 2021
Quant Method : C:\MSDCHEM\1\METHODS\rkpcb50.m
Quant Title :
QLast Update : Sun Aug 22 21:31:57 2021
Response via : Initial Calibration
Integrator: ChemStation

Volume Inj. : 1ul
Signal #1 Phase : ZBCLP-1 Signal #2 Phase: ZBCLP-2
Signal #1 Info : 30m X 0.32mm(.32u Signal #2 Info : 30m X 0.32 mm (.25um)

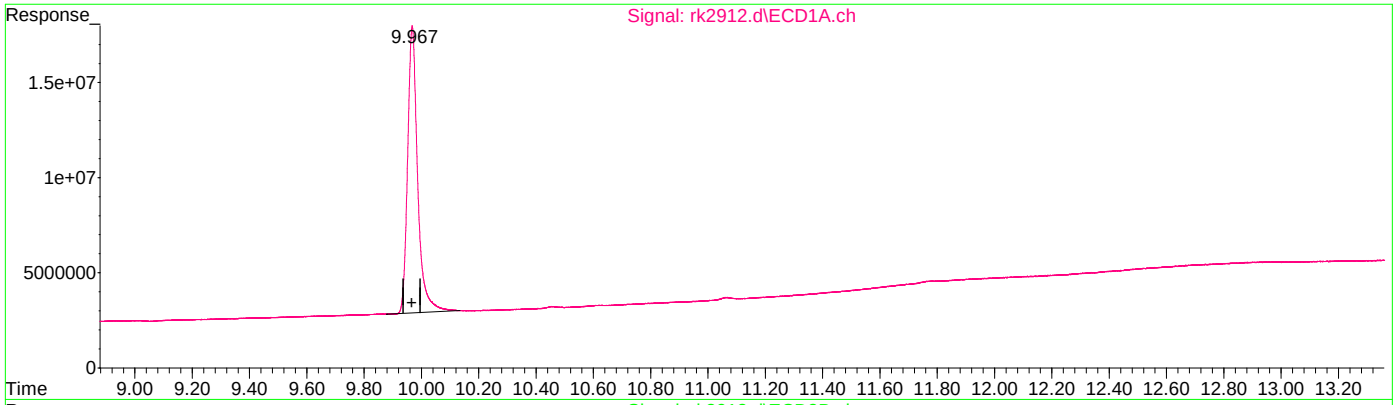

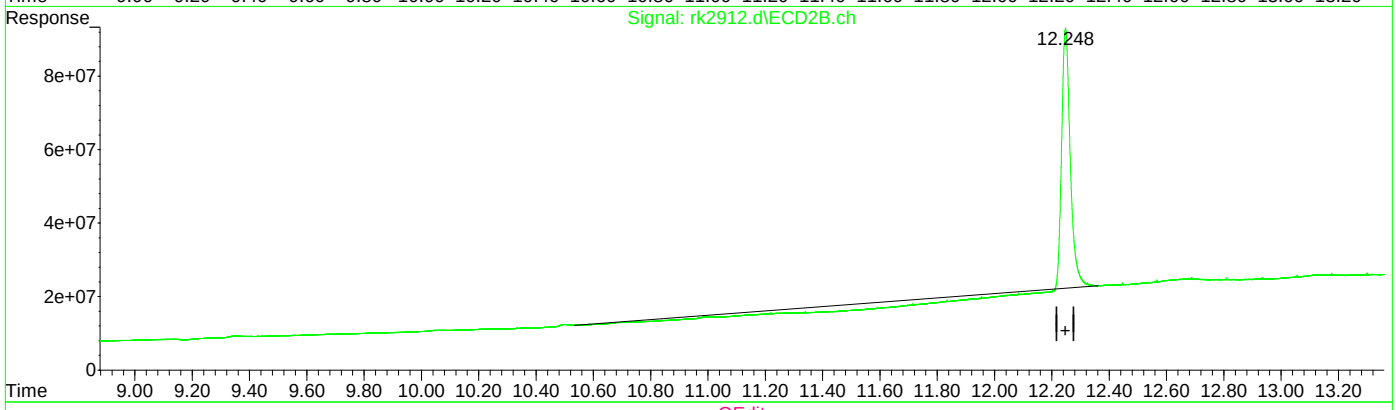

QEdit

(51) Decachlorobiphenyl (S)

9.968min 25.432 ppb

response 366108203

(51) Decachlorobiphenyl #2 (S)

12.248min 11.092 ppb

response 550975710

(+) = Expected Retention Time
rkpcb50.m Sun Aug 22 21:53:24 2021

Quantitation Report (Qedit)

Data Path : C:\msdchem\1\data\chrisc2\rk79\
Data File : rk2912.d
Signal(s) : Signal #1: ECD1A.ch Signal #2: ECD2B.ch
Acq On : 20 Aug 2021 8:13 pm
Operator : rebeccak
Sample : op34974-mb1
Misc : op34974,grk79,15.0,,,10,1
ALS Vial : 51 Sample Multiplier: 1

Integration File signal 1: autoint1.e
Integration File signal 2: autoint2.e
Quant Time: Aug 22 21:32:40 2021
Quant Method : C:\MSDCHEM\1\METHODS\rkpcb50.m
Quant Title :
QLast Update : Sun Aug 22 21:31:57 2021
Response via : Initial Calibration
Integrator: ChemStation

Volume Inj. : 1ul
Signal #1 Phase : ZBCLP-1 Signal #2 Phase: ZBCLP-2
Signal #1 Info : 30m X 0.32mm(.32u Signal #2 Info : 30m X 0.32 mm (.25um)

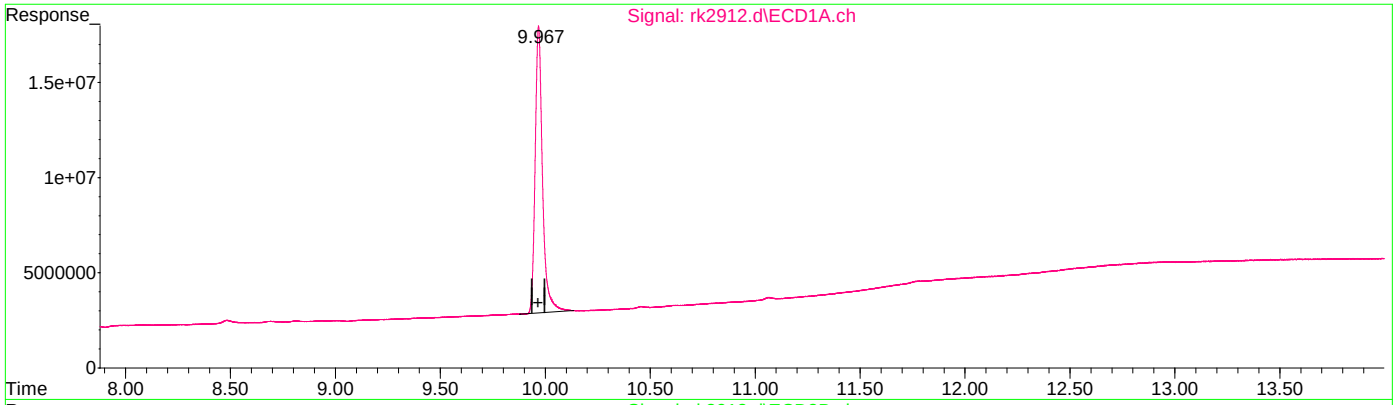

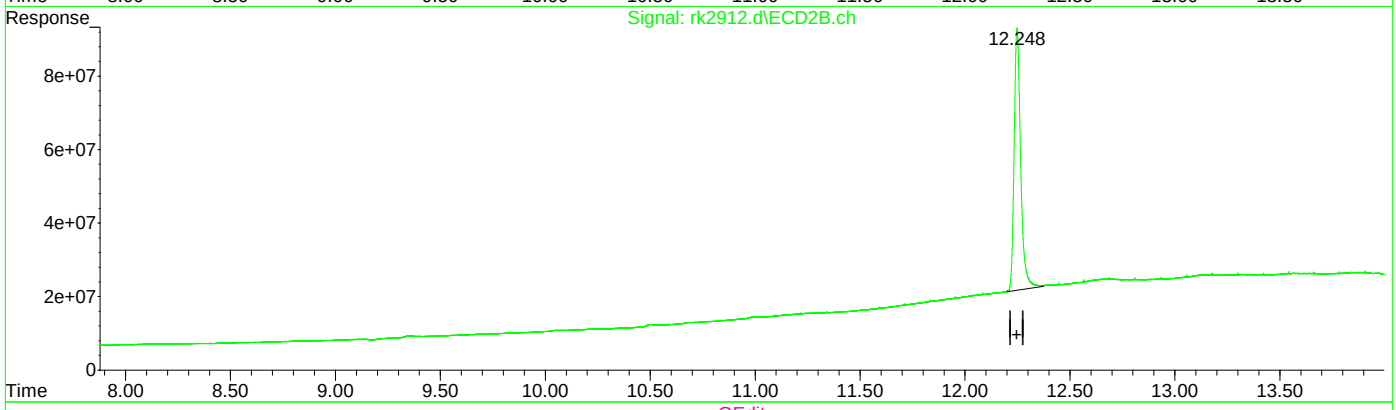

QEdit

(51) Decachlorobiphenyl (S)

9.968min 25.432 ppb

response 366108203

(51) Decachlorobiphenyl #2 (S)

12.248min 31.027 ppb m

response 1541157272

(+) = Expected Retention Time

Manual Integrations APPROVED (compounds with "m" flag)
Gwendolyn Burns 08/23/21 08:16

Quantitation Report (QT Reviewed)

Data Path : C:\msdchem\1\data\G6G2775\
Data File : 6g79059.d
Signal(s) : Signal #1: ECD1A.CH Signal #2: ECD2B.CH
Acq On : 22-Aug-21, 23:47:26
Operator : christp
Sample : op34973-bs1
Misc : op34973,g6g2775,15.0,,,10,1
ALS Vial : 42 (Sig #1); 0 (Sig #2) Sample Multiplier: 1

Integration File signal 1: autoint1.e
Integration File signal 2: autoint2.e
Quant Time: Aug 23 01:42:43 2021
Quant Method : C:\MSDCHEM\1\METHODS\6PST2739.M
Quant Title : PEST/PCB
QLast Update : Mon Jul 19 00:05:28 2021
Response via : Initial Calibration
Integrator: ChemStation 6890 Scale Mode: Large solvent peaks clipped

Volume Inj. : 1ul
Signal #1 Phase : RTXCLP I Signal #2 Phase: RTX-CLP II
Signal #1 Info : 30mx.32mmx.32um Signal #2 Info : 30m x .32mm x .25um

		Compound	RT#1	RT#2	Resp#1	Resp#2	PPB	PPB	
		Internal Standards							
1)	I	1-bromo-2...	1.833	2.180	705.9E6	452.6E6	50.000	50.000	
27)	I	1-bromo-2...	1.833	2.180	705.9E6	452.6E6	50.000	50.000	
33)	I	1-bromo-2...	1.833	2.180	705.9E6	452.6E6	50.000	50.000	
		System Monitoring Compounds							
2)	SAB	Tetrachlo...	2.421	3.016	333.6E6	285.2E6	41.291	36.527	
		Spiked Amount 40.000	Range 30 - 150		Recovery = 103.23%		91.32%		
26)	SA	Decachlor...	9.624	12.035f	653.0E6	234.7E6	38.088m	39.643	
		Spiked Amount 40.000			Recovery = 95.22%		99.11%		
		Target Compounds							
3)		hexachlor...	2.744	3.534	539.0E6	215.1E6	23.776	23.019	
4)	A	alpha-BHC	2.881	3.692	483.3E6	282.5E6	23.042m	23.970	
5)	MA	gamma-BHC	3.166	4.128	438.6E6	242.7E6	22.911m	22.463	
6)	MA	Heptachlor	3.644	4.715	453.4E6	250.2E6	24.715	23.953	
7)	B	beta-BHC	3.239	4.213	208.3E6	110.9E6	27.458	22.024	
8)	B	delta-BHC	3.416	4.616	437.9E6	240.1E6	23.293	24.111	
9)	MB	Aldrin	3.967	5.173f	438.1E6	232.7E6	23.333	22.872	
10)		alachlor	4.111	4.976f	28773711	27834219	23.749m	20.755	
11)	B	Heptachlo...	4.659	6.007f	400.9E6	221.6E6	22.121	23.427	
12)	B	gamma-Chl...	4.818	6.294f	486.7E6	223.0E6	27.020	22.573	
13)	B	alpha-Chl...	4.986	6.523f	405.4E6	213.5E6	23.329	23.048	
14)	A	Endosulfan I	5.158	6.620f	400.5E6	203.2E6	23.463	22.406	
15)	B	4,4'-DDE	5.101	6.787f	401.8E6	184.0E6	23.785	19.433	
16)	MA	Dieldrin	5.475	7.060f	404.8E6	191.0E6	22.698	20.454	
17)	MA	Endrin	5.789	7.569f	407.1E6	211.1E6	24.418	24.298	
18)	A	4,4'-DDD	5.918	7.745f	306.5E6	170.4E6	23.508	22.546	
19)	B	Endosulfa...	6.106	7.922f	280.0E6	194.6E6	18.275	24.039	#
20)	MA	4,4'-DDT	6.329	8.283f	299.0E6	177.0E6	21.880	23.847	
21)	B	Endrin Al...	6.719f	8.497f	279.4E6	128.7E6	22.254	19.314	
22)	B	Endosulfa...	7.390f	8.968f	347.6E6	179.4E6	23.562m	23.740m	
23)	A	Methoxychlor	7.105	9.530f	178.9E6	96215541	29.019m	26.056	
25)	B	Endrin Ke...	7.823f	9.936f	365.0E6	187.1E6	24.788m	22.877	
		Sum Toxaphene			0	0	N.D.	N.D.	
		Average Toxaphene					0.000	0.000	

SemiQuant Compounds - Not Calibrated on this Instrument

(f)=RT Delta > 1/2 Window (#)=Amounts differ by > 25% (m)=manual int.

11.3.1 11

Quantitation Report (QT Reviewed)

Data Path : C:\msdchem\1\data\G6G2775\
Data File : 6g79059.d
Signal(s) : Signal #1: ECD1A.CH Signal #2: ECD2B.CH
Acq On : 22-Aug-21, 23:47:26
Operator : christp
Sample : op34973-bs1
Misc : op34973,g6g2775,15.0,,,10,1
ALS Vial : 42 (Sig #1); 0 (Sig #2) Sample Multiplier: 1

Integration File signal 1: autoint1.e
Integration File signal 2: autoint2.e
Quant Time: Aug 23 01:42:43 2021
Quant Method : C:\MSDCHEM\1\METHODS\6PST2739.M
Quant Title : PEST/PCB
QLast Update : Mon Jul 19 00:05:28 2021
Response via : Initial Calibration
Integrator: ChemStation 6890 Scale Mode: Large solvent peaks clipped

Volume Inj. : 1ul
Signal #1 Phase : RTXCLP I Signal #2 Phase: RTX-CLP II
Signal #1 Info : 30mx.32mmx.32um Signal #2 Info : 30m x .32mm x .25um

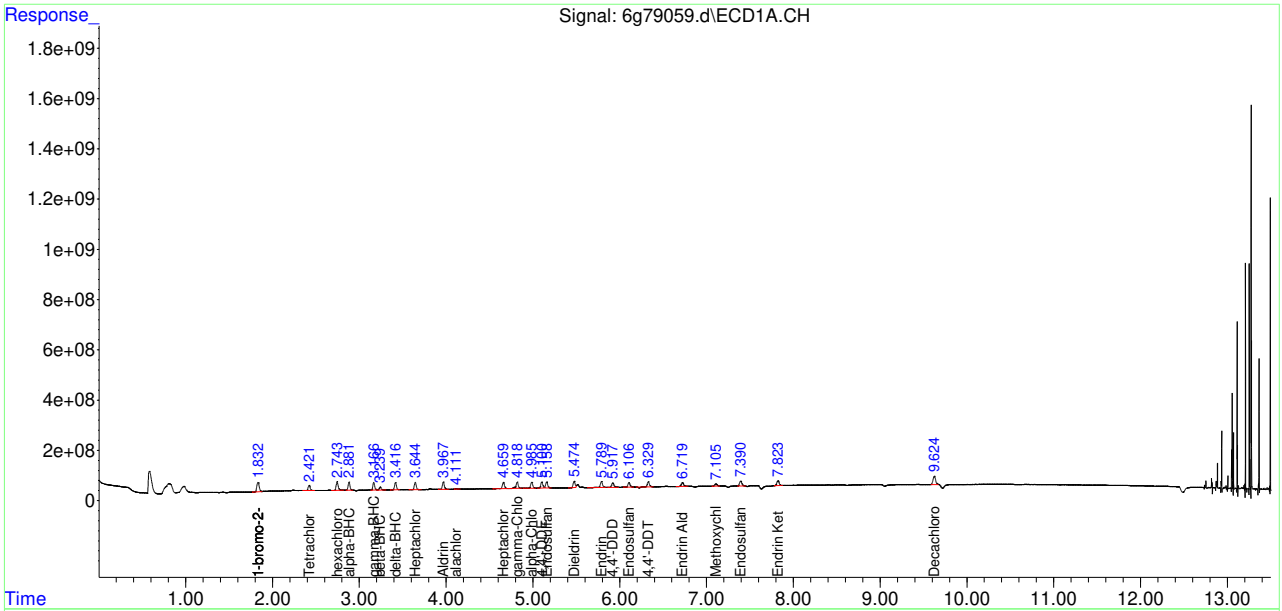

Manual Integration Approval Summary

Sample Number: OP34973-BS1
Lab FileID: 6G79059.D
Injection Time: 08/22/21 23:47
Method: SW846 8081B
Analyst approved: 08/23/21 01:55 Christine Phillips
Supervisor approved: 08/23/21 08:16 Gwendolyn Burns

Parameter	CAS	Sig#	R.T. (min.)	Reason
alpha-BHC	319-84-6	1	2.88	Poorly defined baseline
gamma-BHC (Lindane)	58-89-9	1	3.17	Poorly defined baseline
Alachlor	15972-60-8	1	4.11	Poorly defined baseline
Methoxychlor	72-43-5	1	7.11	Poorly defined baseline
Endosulfan sulfate	1031-07-8	1	7.39	Poorly defined baseline
Endrin ketone	53494-70-5	1	7.82	Poorly defined baseline
Endosulfan sulfate	1031-07-8	2	8.97	Poorly defined baseline
Decachlorobiphenyl	2051-24-3	1	9.62	Poorly defined baseline

Quantitation Report (Qedit)

Data Path : C:\msdchem\1\data\G6G2775\
Data File : 6g79059.d
Signal(s) : Signal #1: ECD1A.CH Signal #2: ECD2B.CH
Acq On : 22-Aug-21, 23:47:26
Operator : christp
Sample : op34973-bs1
Misc : op34973,g6g2775,15.0,,,10,1
ALS Vial : 42 (Sig #1); 0 (Sig #2) Sample Multiplier: 1

Integration File signal 1: autoint1.e
Integration File signal 2: autoint2.e
Quant Time: Aug 23 01:39:44 2021
Quant Method : C:\MSDCHEM\1\METHODS\6PST2739.M
Quant Title : PEST/PCB
QLast Update : Mon Jul 19 00:05:28 2021
Response via : Initial Calibration
Integrator: ChemStation 6890 Scale Mode: Large solvent peaks clipped

Volume Inj. : 1ul
Signal #1 Phase : RTXCLP I Signal #2 Phase: RTX-CLP II
Signal #1 Info : 30mx.32mmx.32um Signal #2 Info : 30m x .32mm x .25um

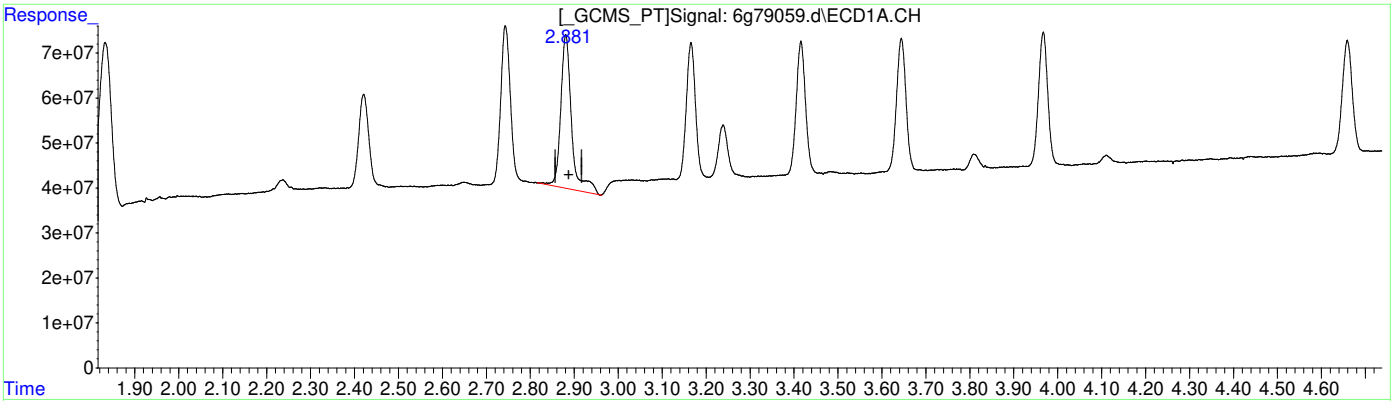

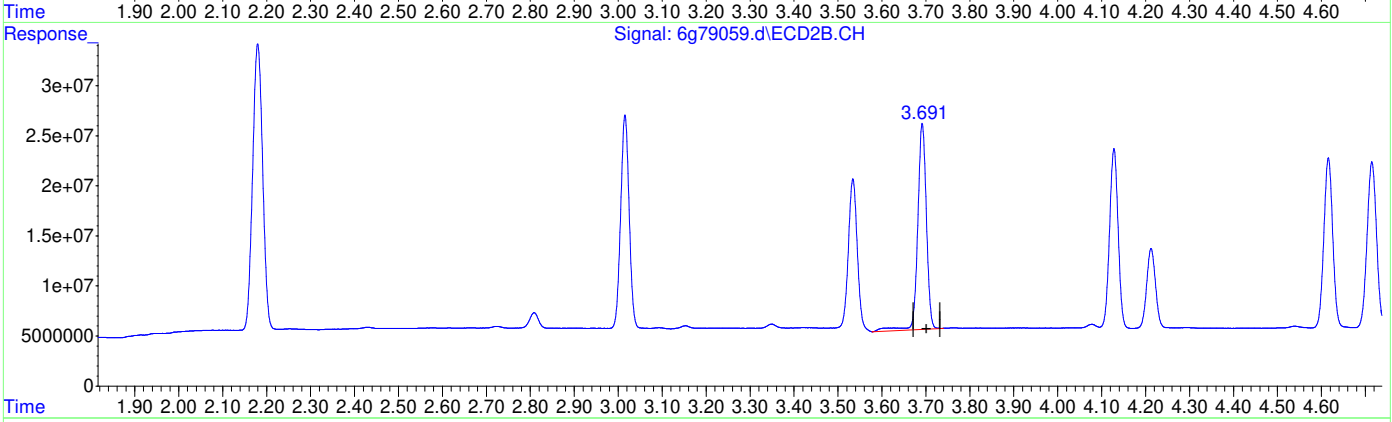

QEdit

(4) alpha-BHC (A)

2.881min 28.095 PPB

response 589260636

(4) alpha-BHC #2 (A)

3.692min 23.970 PPB

response 282505468

(+) = Expected Retention Time

Quantitation Report (Qedit)

Data Path : C:\msdchem\1\data\G6G2775\
Data File : 6g79059.d
Signal(s) : Signal #1: ECD1A.CH Signal #2: ECD2B.CH
Acq On : 22-Aug-21, 23:47:26
Operator : christp
Sample : op34973-bs1
Misc : op34973,g6g2775,15.0,,,10,1
ALS Vial : 42 (Sig #1); 0 (Sig #2) Sample Multiplier: 1

Integration File signal 1: autoint1.e
Integration File signal 2: autoint2.e
Quant Time: Aug 23 01:39:44 2021
Quant Method : C:\MSDCHEM\1\METHODS\6PST2739.M
Quant Title : PEST/PCB
QLast Update : Mon Jul 19 00:05:28 2021
Response via : Initial Calibration
Integrator: ChemStation 6890 Scale Mode: Large solvent peaks clipped

Volume Inj. : 1ul
Signal #1 Phase : RTXCLP I Signal #2 Phase: RTX-CLP II
Signal #1 Info : 30mx.32mmx.32um Signal #2 Info : 30m x .32mm x .25um

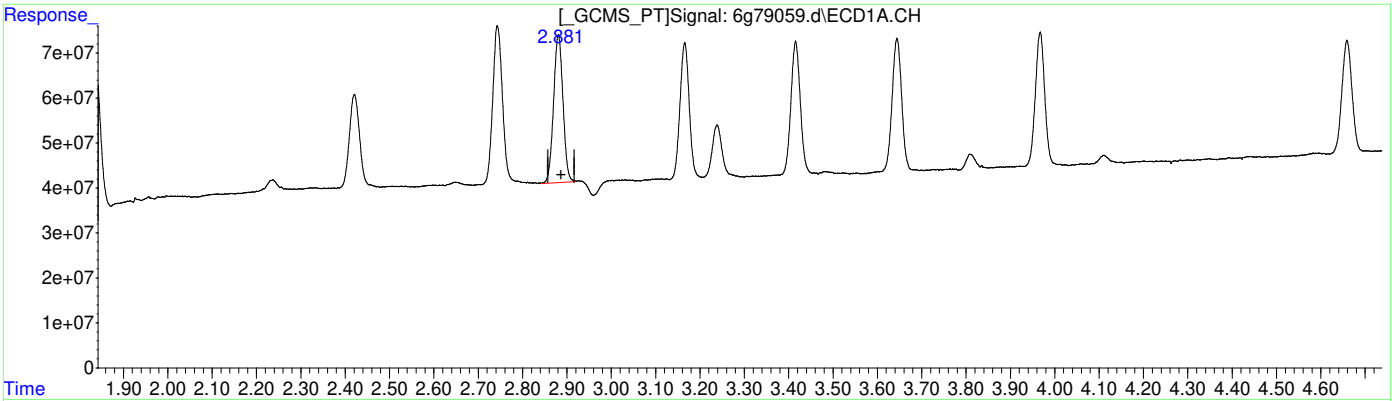

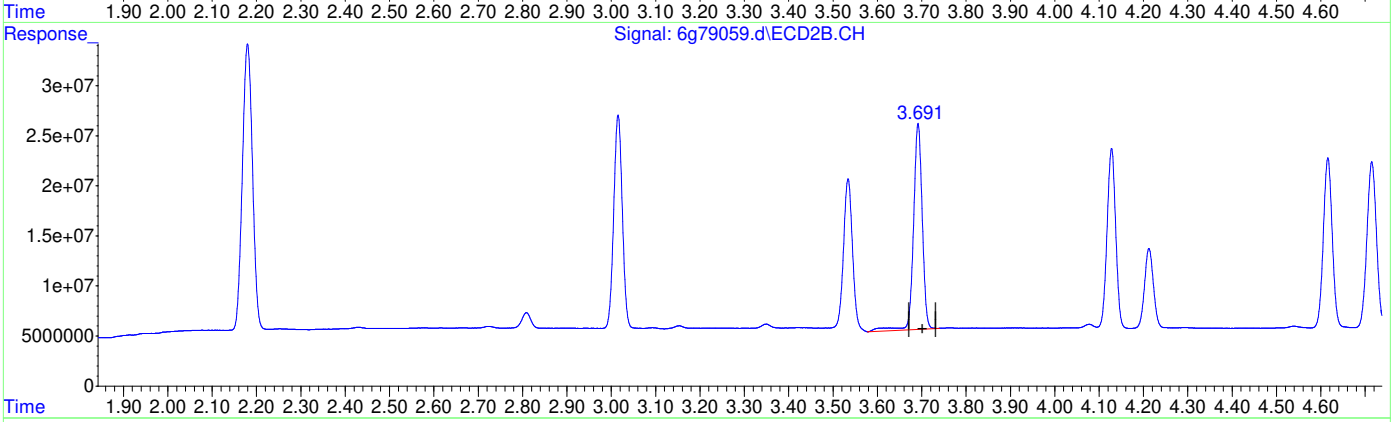

QEdit

(4) alpha-BHC (A)

2.881min 23.042 PPB m

response 483271250

(4) alpha-BHC #2 (A)

3.692min 23.970 PPB

response 282505468

(+) = Expected Retention Time

Quantitation Report (Qedit)

Data Path : C:\msdchem\1\data\G6G2775\
Data File : 6g79059.d
Signal(s) : Signal #1: ECD1A.CH Signal #2: ECD2B.CH
Acq On : 22-Aug-21, 23:47:26
Operator : christp
Sample : op34973-bs1
Misc : op34973,g6g2775,15.0,,,10,1
ALS Vial : 42 (Sig #1); 0 (Sig #2) Sample Multiplier: 1

Integration File signal 1: autoint1.e
Integration File signal 2: autoint2.e
Quant Time: Aug 23 01:39:44 2021
Quant Method : C:\MSDCHEM\1\METHODS\6PST2739.M
Quant Title : PEST/PCB
QLast Update : Mon Jul 19 00:05:28 2021
Response via : Initial Calibration
Integrator: ChemStation 6890 Scale Mode: Large solvent peaks clipped

Volume Inj. : 1ul
Signal #1 Phase : RTXCLP I Signal #2 Phase: RTX-CLP II
Signal #1 Info : 30mx.32mmx.32um Signal #2 Info : 30m x .32mm x .25um

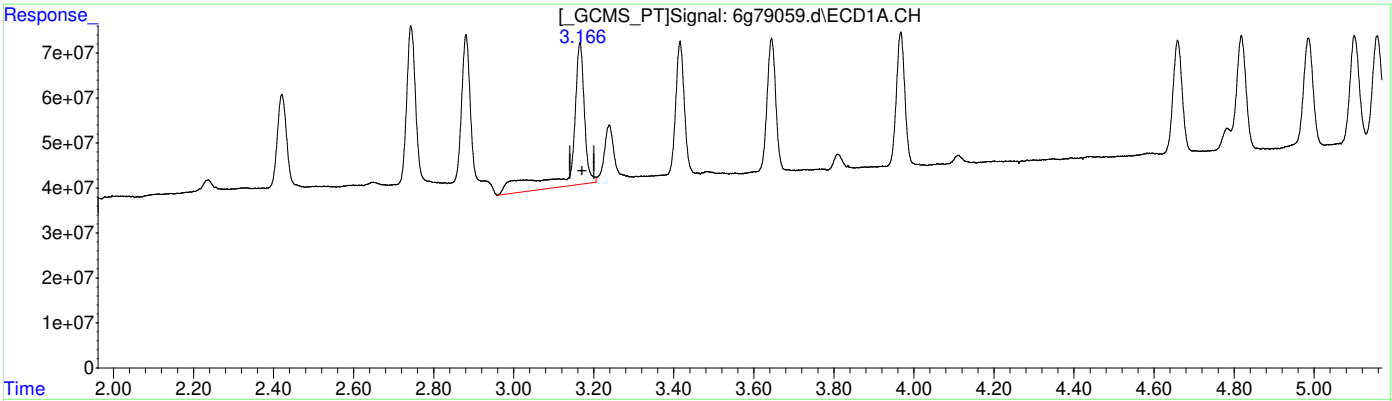

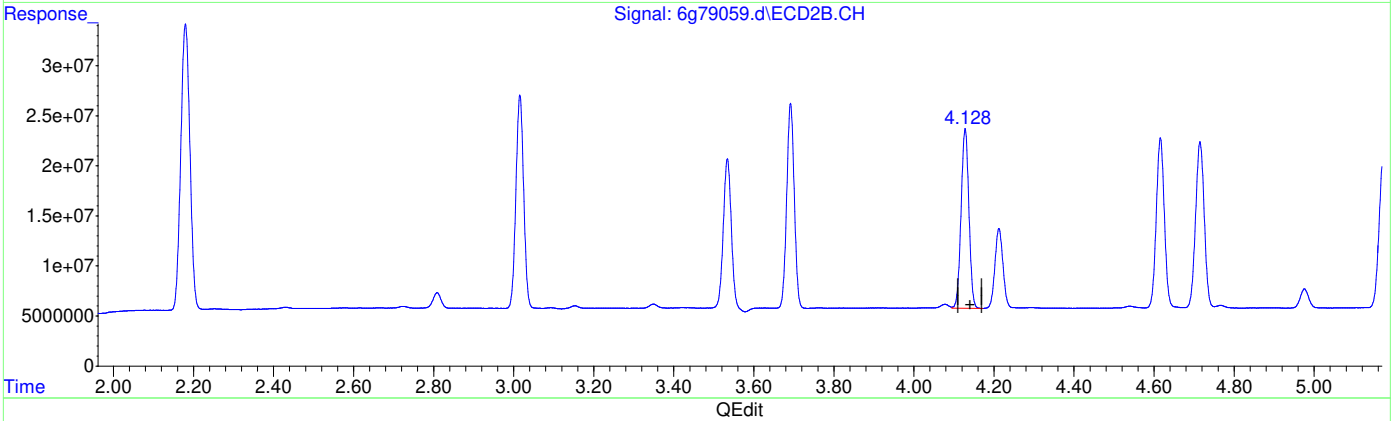

QEdit

(5) gamma-BHC (MA)

3.166min 36.748 PPB

response 703466966

(5) gamma-BHC #2 (MA)

4.128min 22.463 PPB

response 242697292

(+) = Expected Retention Time
6PST2739.M Mon Aug 23 01:40:21 2021

Quantitation Report (Qedit)

Data Path : C:\msdchem\1\data\G6G2775\
Data File : 6g79059.d
Signal(s) : Signal #1: ECD1A.CH Signal #2: ECD2B.CH
Acq On : 22-Aug-21, 23:47:26
Operator : christp
Sample : op34973-bs1
Misc : op34973,g6g2775,15.0,,,10,1
ALS Vial : 42 (Sig #1); 0 (Sig #2) Sample Multiplier: 1

Integration File signal 1: autoint1.e
Integration File signal 2: autoint2.e
Quant Time: Aug 23 01:39:44 2021
Quant Method : C:\MSDCHEM\1\METHODS\6PST2739.M
Quant Title : PEST/PCB
QLast Update : Mon Jul 19 00:05:28 2021
Response via : Initial Calibration
Integrator: ChemStation 6890 Scale Mode: Large solvent peaks clipped

Volume Inj. : 1ul
Signal #1 Phase : RTXCLP I Signal #2 Phase: RTX-CLP II
Signal #1 Info : 30mx.32mmx.32um Signal #2 Info : 30m x .32mm x .25um

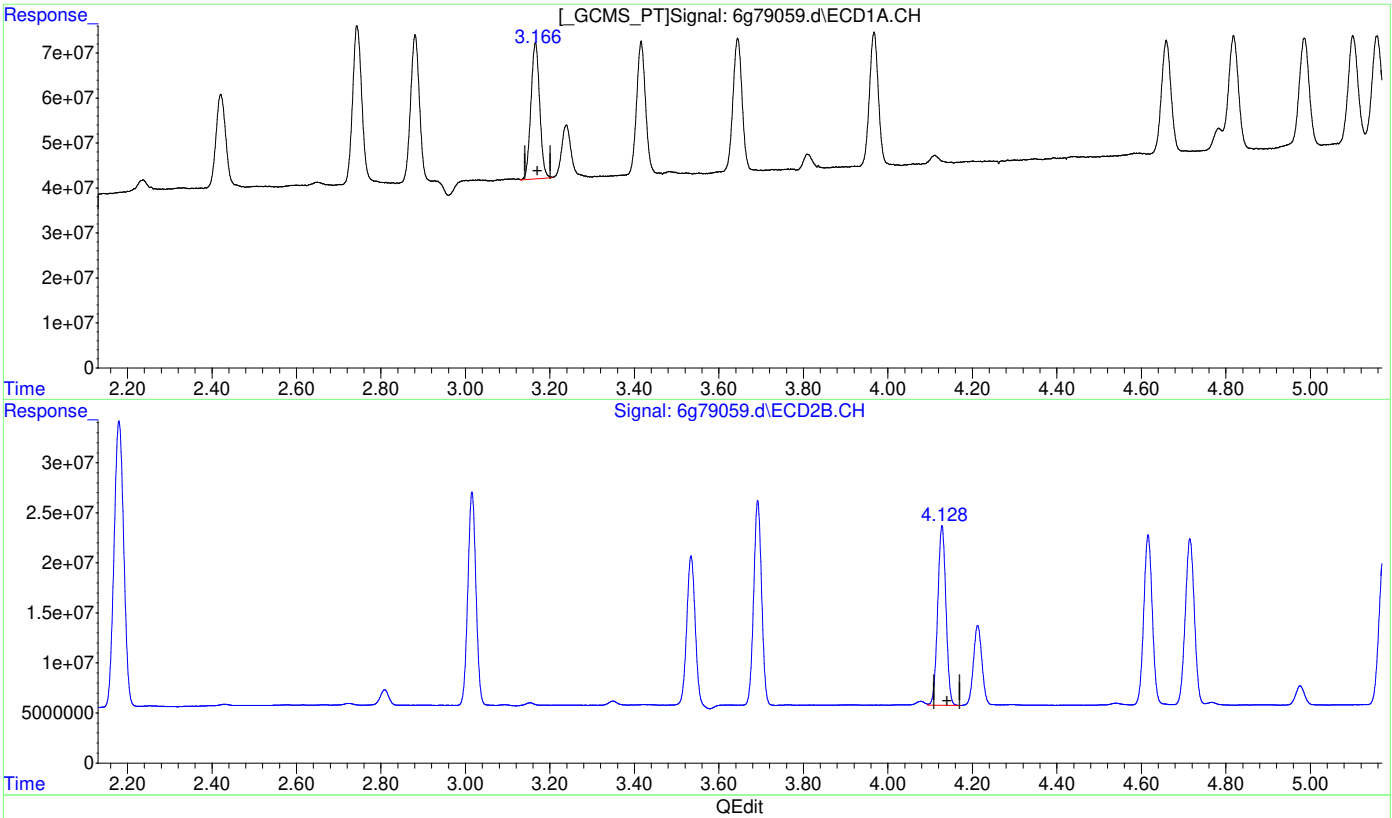

QEdit

(5) gamma-BHC (MA)

3.166min 22.911 PPB m

response 438578255

(5) gamma-BHC #2 (MA)

4.128min 22.463 PPB

response 242697292

(+) = Expected Retention Time
6PST2739.M Mon Aug 23 01:40:35 2021

Quantitation Report (Qedit)

Data Path : C:\msdchem\1\data\G6G2775\
Data File : 6g79059.d
Signal(s) : Signal #1: ECD1A.CH Signal #2: ECD2B.CH
Acq On : 22-Aug-21, 23:47:26
Operator : christp
Sample : op34973-bs1
Misc : op34973,g6g2775,15.0,,,10,1
ALS Vial : 42 (Sig #1); 0 (Sig #2) Sample Multiplier: 1

Integration File signal 1: autoint1.e
Integration File signal 2: autoint2.e
Quant Time: Aug 23 01:39:44 2021
Quant Method : C:\MSDCHEM\1\METHODS\6PST2739.M
Quant Title : PEST/PCB
QLast Update : Mon Jul 19 00:05:28 2021
Response via : Initial Calibration
Integrator: ChemStation 6890 Scale Mode: Large solvent peaks clipped

Volume Inj. : 1ul
Signal #1 Phase : RTXCLP I Signal #2 Phase: RTX-CLP II
Signal #1 Info : 30mx.32mmx.32um Signal #2 Info : 30m x .32mm x .25um

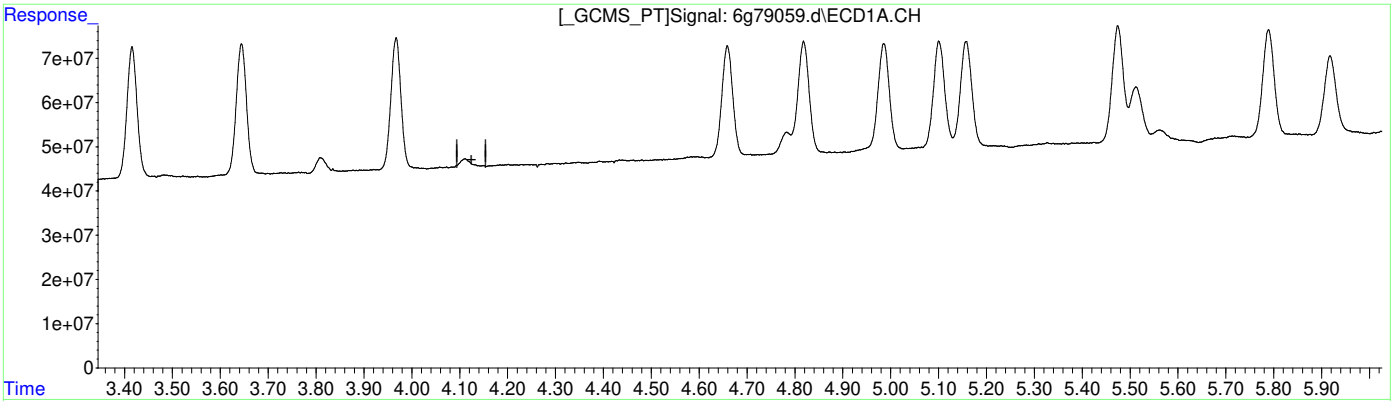

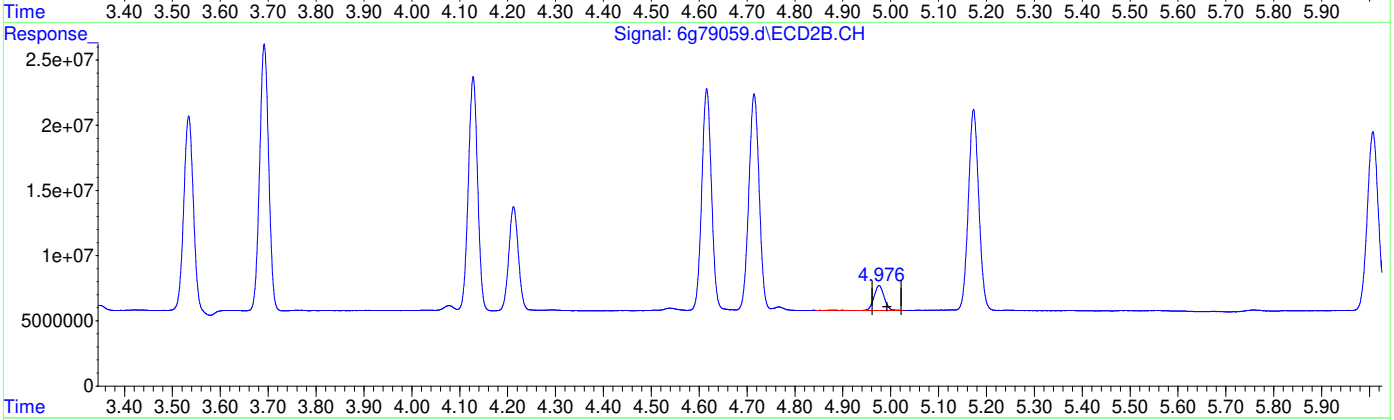

QEdit

(10) alachlor

4.111min 0.000 PPB m

response 0

(10) alachlor #2

4.976min 20.755 PPB

response 27834219

(+) = Expected Retention Time
6PST2739.M Mon Aug 23 01:40:48 2021

Quantitation Report (Qedit)

Data Path : C:\msdchem\1\data\G6G2775\
Data File : 6g79059.d
Signal(s) : Signal #1: ECD1A.CH Signal #2: ECD2B.CH
Acq On : 22-Aug-21, 23:47:26
Operator : christp
Sample : op34973-bs1
Misc : op34973,g6g2775,15.0,,,10,1
ALS Vial : 42 (Sig #1); 0 (Sig #2) Sample Multiplier: 1

Integration File signal 1: autoint1.e
Integration File signal 2: autoint2.e
Quant Time: Aug 23 01:39:44 2021
Quant Method : C:\MSDCHEM\1\METHODS\6PST2739.M
Quant Title : PEST/PCB
QLast Update : Mon Jul 19 00:05:28 2021
Response via : Initial Calibration
Integrator: ChemStation 6890 Scale Mode: Large solvent peaks clipped

Volume Inj. : 1ul
Signal #1 Phase : RTXCLP I Signal #2 Phase: RTX-CLP II
Signal #1 Info : 30mx.32mmx.32um Signal #2 Info : 30m x .32mm x .25um

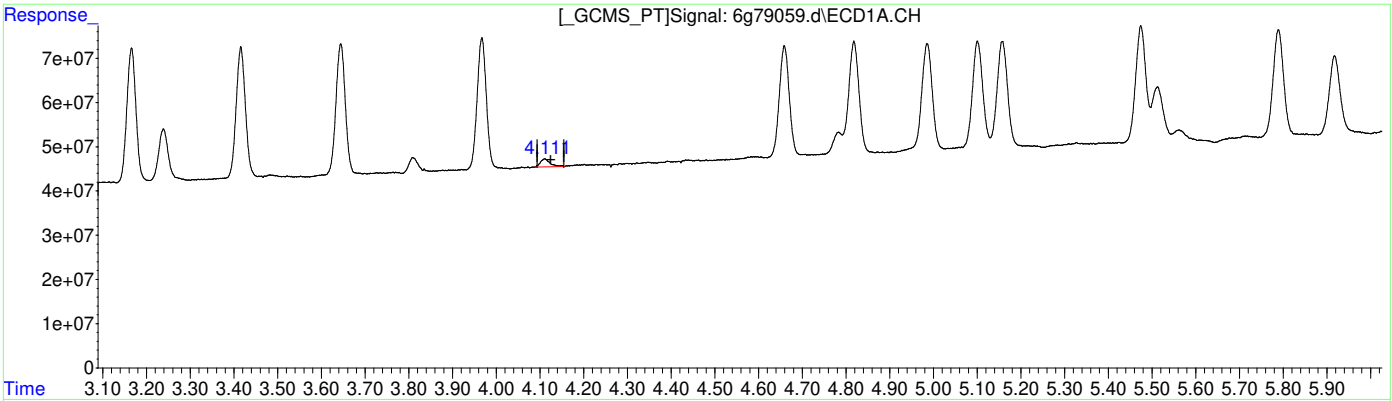

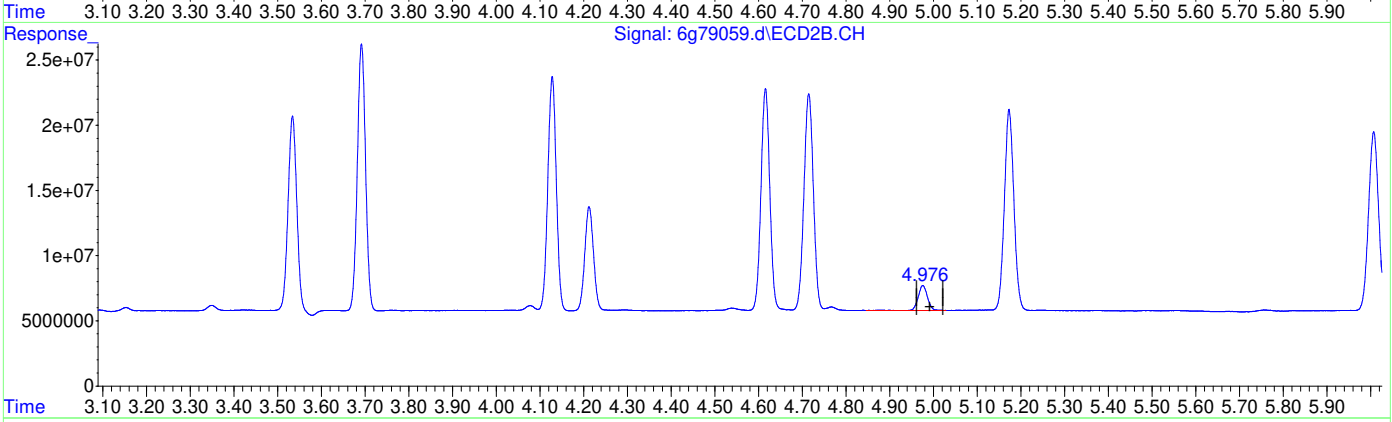

QEdit

(10) alachlor

4.111min 23.749 PPB m

response 28773711

(10) alachlor #2

4.976min 20.755 PPB

response 27834219

(+) = Expected Retention Time
6PST2739.M Mon Aug 23 01:41:01 2021

Quantitation Report (Qedit)

Data Path : C:\msdchem\1\data\G6G2775\
Data File : 6g79059.d
Signal(s) : Signal #1: ECD1A.CH Signal #2: ECD2B.CH
Acq On : 22-Aug-21, 23:47:26
Operator : christp
Sample : op34973-bs1
Misc : op34973,g6g2775,15.0,,,10,1
ALS Vial : 42 (Sig #1); 0 (Sig #2) Sample Multiplier: 1

Integration File signal 1: autoint1.e
Integration File signal 2: autoint2.e
Quant Time: Aug 23 01:39:44 2021
Quant Method : C:\MSDCHEM\1\METHODS\6PST2739.M
Quant Title : PEST/PCB
QLast Update : Mon Jul 19 00:05:28 2021
Response via : Initial Calibration
Integrator: ChemStation 6890 Scale Mode: Large solvent peaks clipped

Volume Inj. : 1ul
Signal #1 Phase : RTXCLP I Signal #2 Phase: RTX-CLP II
Signal #1 Info : 30mx.32mmx.32um Signal #2 Info : 30m x .32mm x .25um

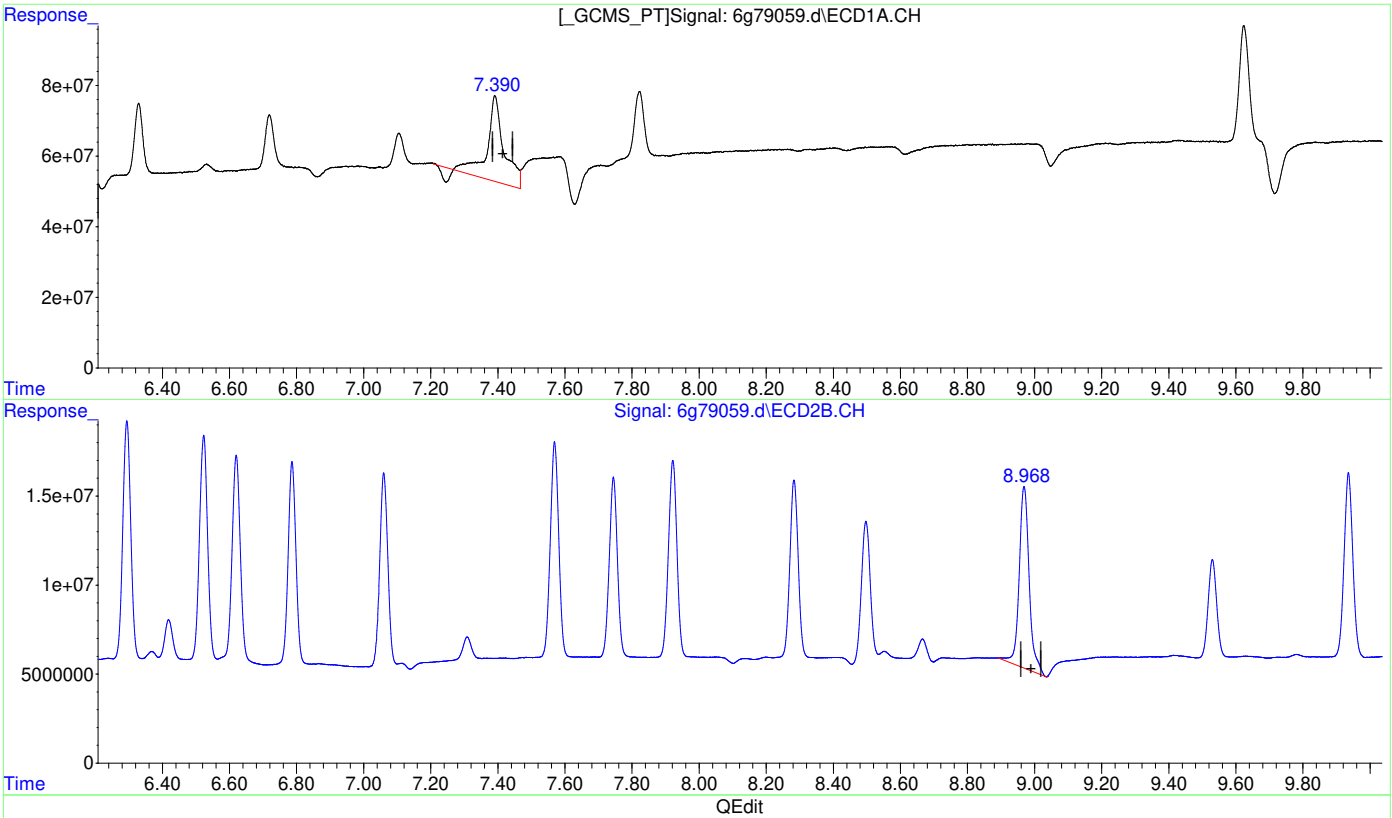

(22) Endosulfan Sulfate (B)

7.392min 55.473 PPB

response 818372379

(22) Endosulfan Sulfate #2 (B)

8.969min 27.817 PPB

response 210193813

(+) = Expected Retention Time
6PST2739.M Mon Aug 23 01:41:17 2021

Quantitation Report (Qedit)

Data Path : C:\msdchem\1\data\G6G2775\
Data File : 6g79059.d
Signal(s) : Signal #1: ECD1A.CH Signal #2: ECD2B.CH
Acq On : 22-Aug-21, 23:47:26
Operator : christp
Sample : op34973-bs1
Misc : op34973,g6g2775,15.0,,,10,1
ALS Vial : 42 (Sig #1); 0 (Sig #2) Sample Multiplier: 1

Integration File signal 1: autoint1.e
Integration File signal 2: autoint2.e
Quant Time: Aug 23 01:39:44 2021
Quant Method : C:\MSDCHEM\1\METHODS\6PST2739.M
Quant Title : PEST/PCB
QLast Update : Mon Jul 19 00:05:28 2021
Response via : Initial Calibration
Integrator: ChemStation 6890 Scale Mode: Large solvent peaks clipped

Volume Inj. : 1ul
Signal #1 Phase : RTXCLP I Signal #2 Phase: RTX-CLP II
Signal #1 Info : 30mx.32mmx.32um Signal #2 Info : 30m x .32mm x .25um

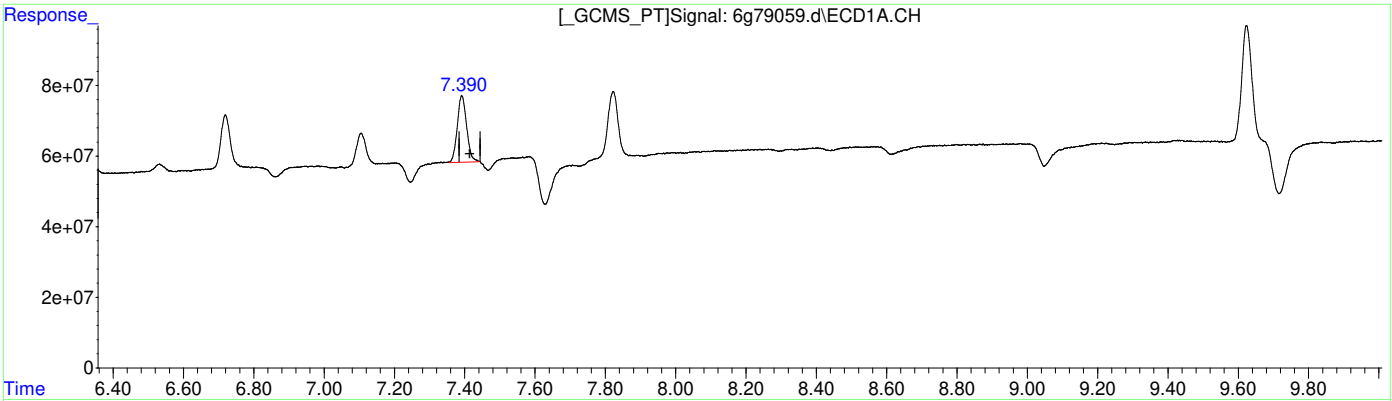

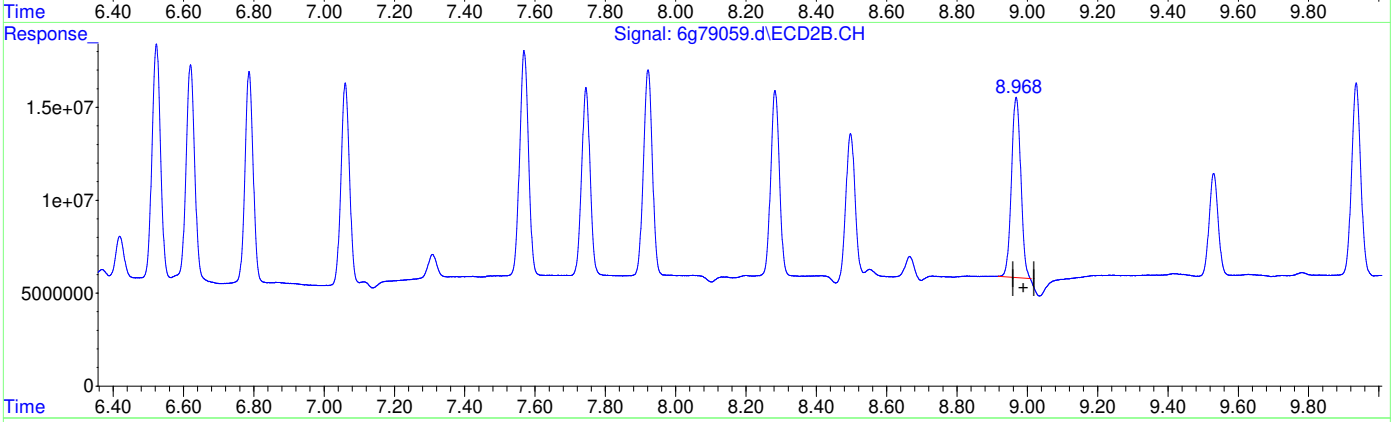

QEdit

(22) Endosulfan Sulfate (B)

7.390min 23.562 PPB m

response 347606320

(22) Endosulfan Sulfate #2 (B)

8.968min 23.740 PPB m

response 179392079

(+) = Expected Retention Time
6PST2739.M Mon Aug 23 01:41:43 2021

Quantitation Report (Qedit)

Data Path : C:\msdchem\1\data\G6G2775\
Data File : 6g79059.d
Signal(s) : Signal #1: ECD1A.CH Signal #2: ECD2B.CH
Acq On : 22-Aug-21, 23:47:26
Operator : christp
Sample : op34973-bs1
Misc : op34973,g6g2775,15.0,,,10,1
ALS Vial : 42 (Sig #1); 0 (Sig #2) Sample Multiplier: 1

Integration File signal 1: autoint1.e
Integration File signal 2: autoint2.e
Quant Time: Aug 23 01:39:44 2021
Quant Method : C:\MSDCHEM\1\METHODS\6PST2739.M
Quant Title : PEST/PCB
QLast Update : Mon Jul 19 00:05:28 2021
Response via : Initial Calibration
Integrator: ChemStation 6890 Scale Mode: Large solvent peaks clipped

Volume Inj. : 1ul
Signal #1 Phase : RTXCLP I Signal #2 Phase: RTX-CLP II
Signal #1 Info : 30mx.32mmx.32um Signal #2 Info : 30m x .32mm x .25um

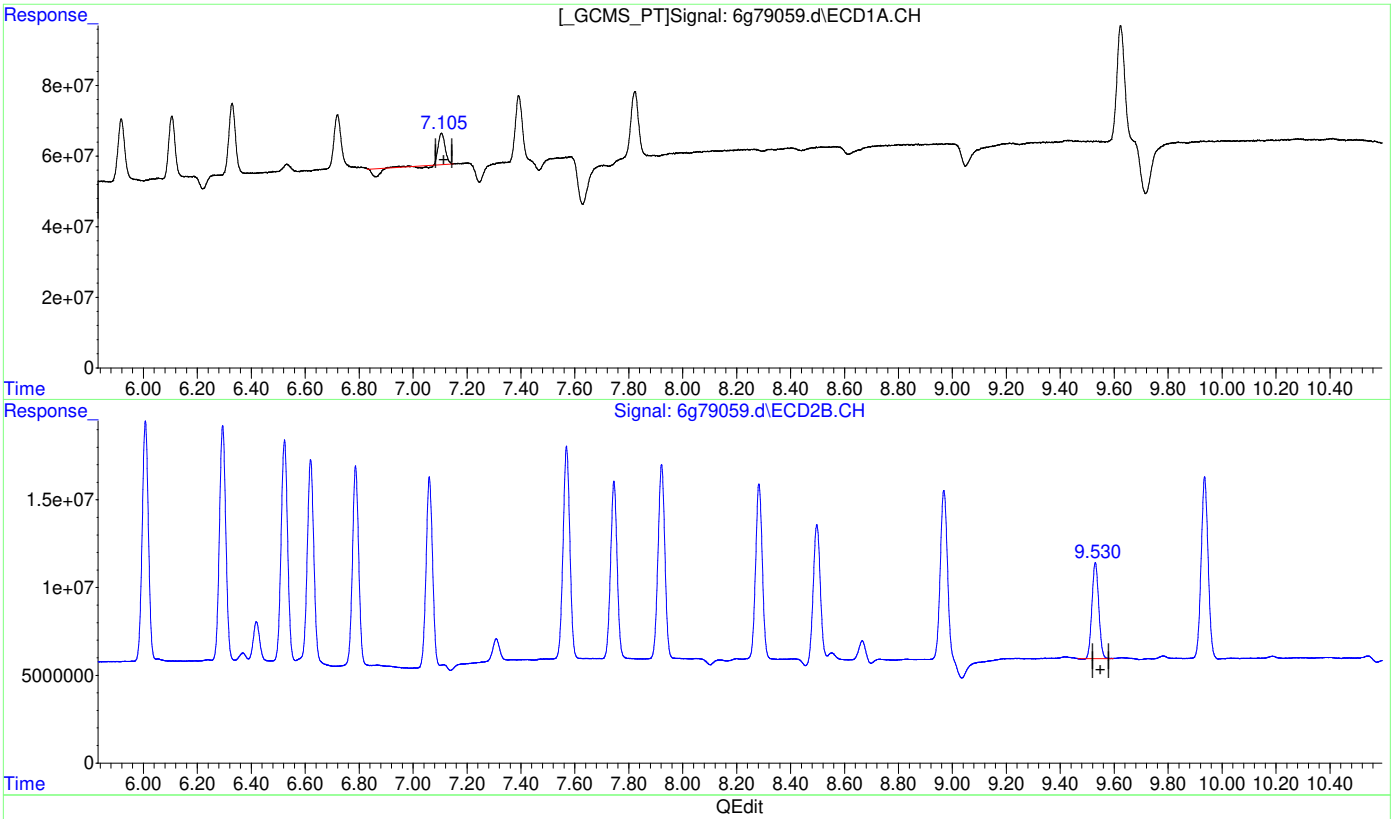

QEdit

(23) Methoxychlor (A)

7.105min 16.800 PPB

response 103594584

(23) Methoxychlor #2 (A)

9.530min 26.056 PPB

response 96215541

(+) = Expected Retention Time
6PST2739.M Mon Aug 23 01:41:48 2021

Quantitation Report (Qedit)

Data Path : C:\msdchem\1\data\G6G2775\
Data File : 6g79059.d
Signal(s) : Signal #1: ECD1A.CH Signal #2: ECD2B.CH
Acq On : 22-Aug-21, 23:47:26
Operator : christp
Sample : op34973-bs1
Misc : op34973,g6g2775,15.0,,,10,1
ALS Vial : 42 (Sig #1); 0 (Sig #2) Sample Multiplier: 1

Integration File signal 1: autoint1.e
Integration File signal 2: autoint2.e
Quant Time: Aug 23 01:39:44 2021
Quant Method : C:\MSDCHEM\1\METHODS\6PST2739.M
Quant Title : PEST/PCB
QLast Update : Mon Jul 19 00:05:28 2021
Response via : Initial Calibration
Integrator: ChemStation 6890 Scale Mode: Large solvent peaks clipped

Volume Inj. : 1ul
Signal #1 Phase : RTXCLP I Signal #2 Phase: RTX-CLP II
Signal #1 Info : 30mx.32mmx.32um Signal #2 Info : 30m x .32mm x .25um

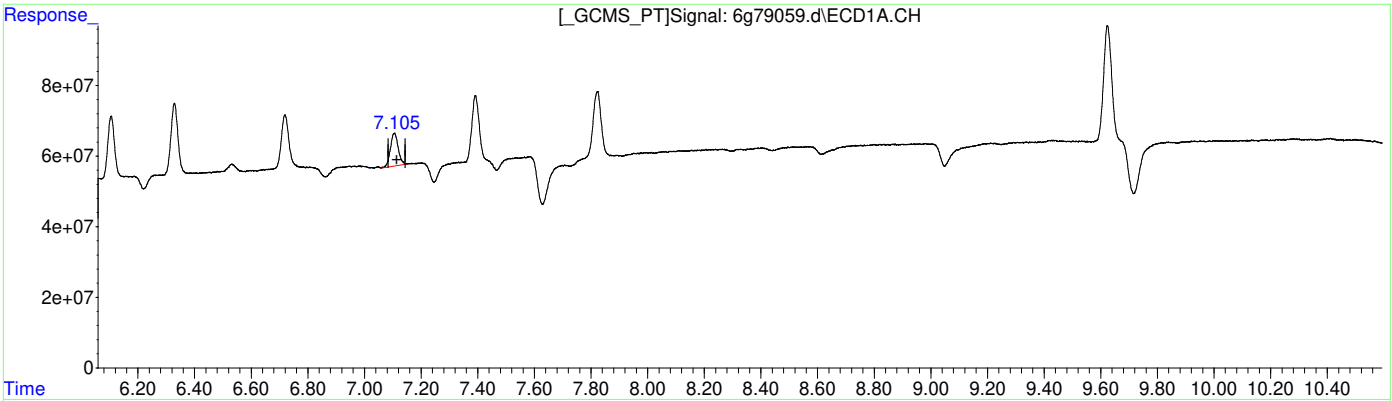

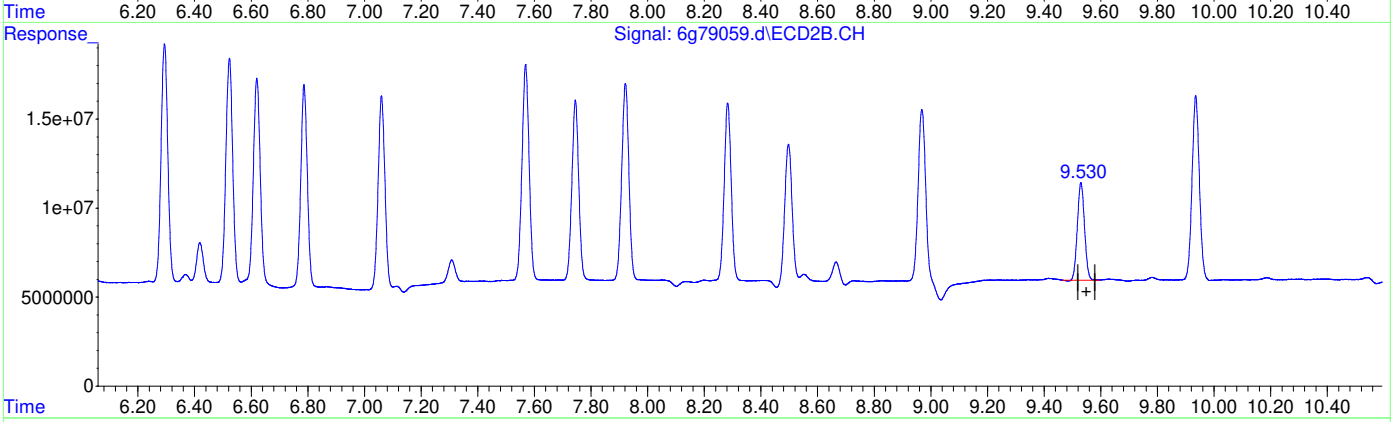

QEdit

(23) Methoxychlor (A)

7.105min 29.019 PPB m

response 178943186

(23) Methoxychlor #2 (A)

9.530min 26.056 PPB

response 96215541

(+) = Expected Retention Time
6PST2739.M Mon Aug 23 01:42:00 2021

Quantitation Report (Qedit)

Data Path : C:\msdchem\1\data\G6G2775\
Data File : 6g79059.d
Signal(s) : Signal #1: ECD1A.CH Signal #2: ECD2B.CH
Acq On : 22-Aug-21, 23:47:26
Operator : christp
Sample : op34973-bs1
Misc : op34973,g6g2775,15.0,,,10,1
ALS Vial : 42 (Sig #1); 0 (Sig #2) Sample Multiplier: 1

Integration File signal 1: autoint1.e
Integration File signal 2: autoint2.e
Quant Time: Aug 23 01:39:44 2021
Quant Method : C:\MSDCHEM\1\METHODS\6PST2739.M
Quant Title : PEST/PCB
QLast Update : Mon Jul 19 00:05:28 2021
Response via : Initial Calibration
Integrator: ChemStation 6890 Scale Mode: Large solvent peaks clipped

Volume Inj. : 1ul
Signal #1 Phase : RTXCLP I Signal #2 Phase: RTX-CLP II
Signal #1 Info : 30mx.32mmx.32um Signal #2 Info : 30m x .32mm x .25um

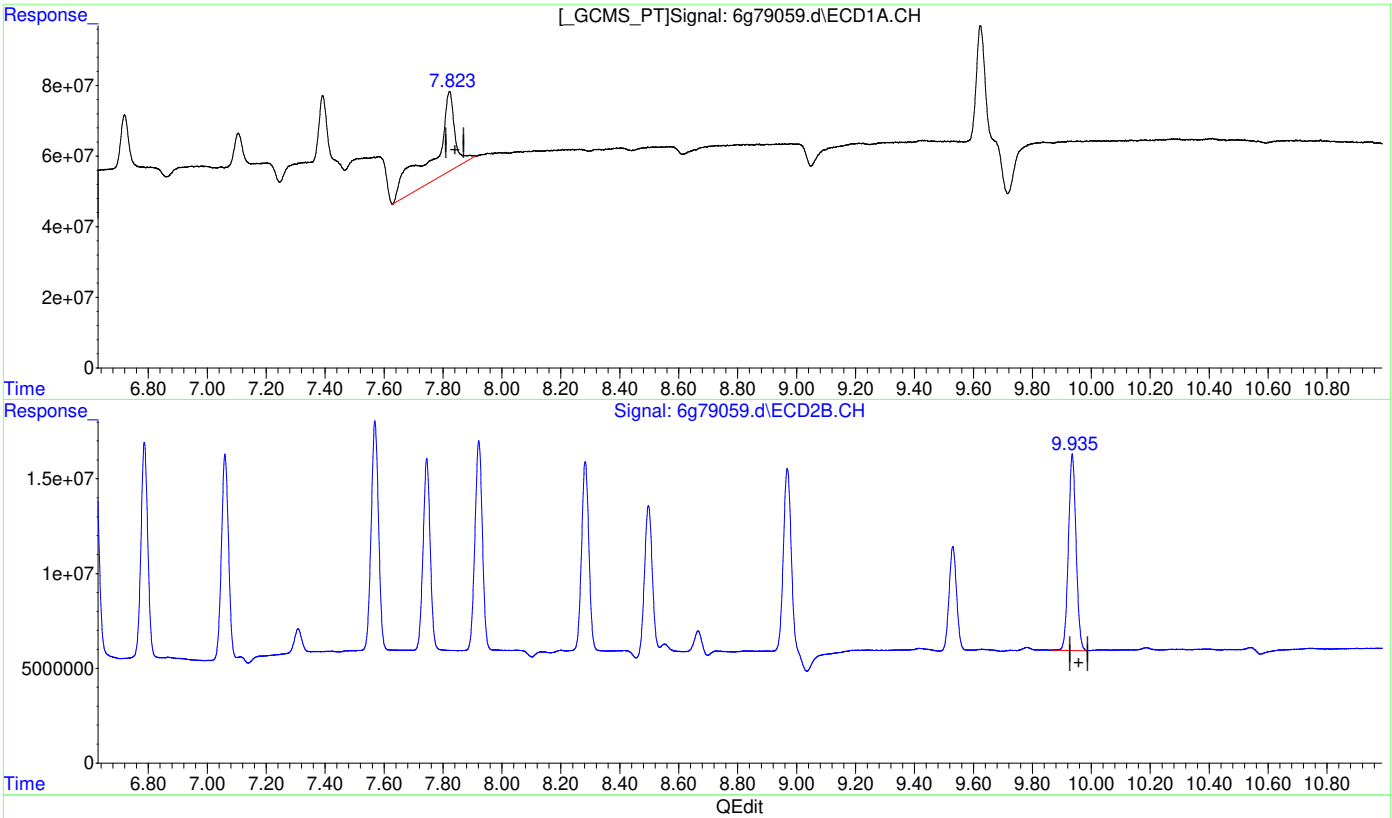

(25) Endrin Ketone (B)

7.822min 77.534 PPB

response 1141790450

(25) Endrin Ketone #2 (B)

9.936min 22.877 PPB

response 187054636

(+) = Expected Retention Time

Quantitation Report (Qedit)

Data Path : C:\msdchem\1\data\G6G2775\
Data File : 6g79059.d
Signal(s) : Signal #1: ECD1A.CH Signal #2: ECD2B.CH
Acq On : 22-Aug-21, 23:47:26
Operator : christp
Sample : op34973-bs1
Misc : op34973,g6g2775,15.0,,,10,1
ALS Vial : 42 (Sig #1); 0 (Sig #2) Sample Multiplier: 1

Integration File signal 1: autoint1.e
Integration File signal 2: autoint2.e
Quant Time: Aug 23 01:39:44 2021
Quant Method : C:\MSDCHEM\1\METHODS\6PST2739.M
Quant Title : PEST/PCB
QLast Update : Mon Jul 19 00:05:28 2021
Response via : Initial Calibration
Integrator: ChemStation 6890 Scale Mode: Large solvent peaks clipped

Volume Inj. : 1ul
Signal #1 Phase : RTXCLP I Signal #2 Phase: RTX-CLP II
Signal #1 Info : 30mx.32mmx.32um Signal #2 Info : 30m x .32mm x .25um

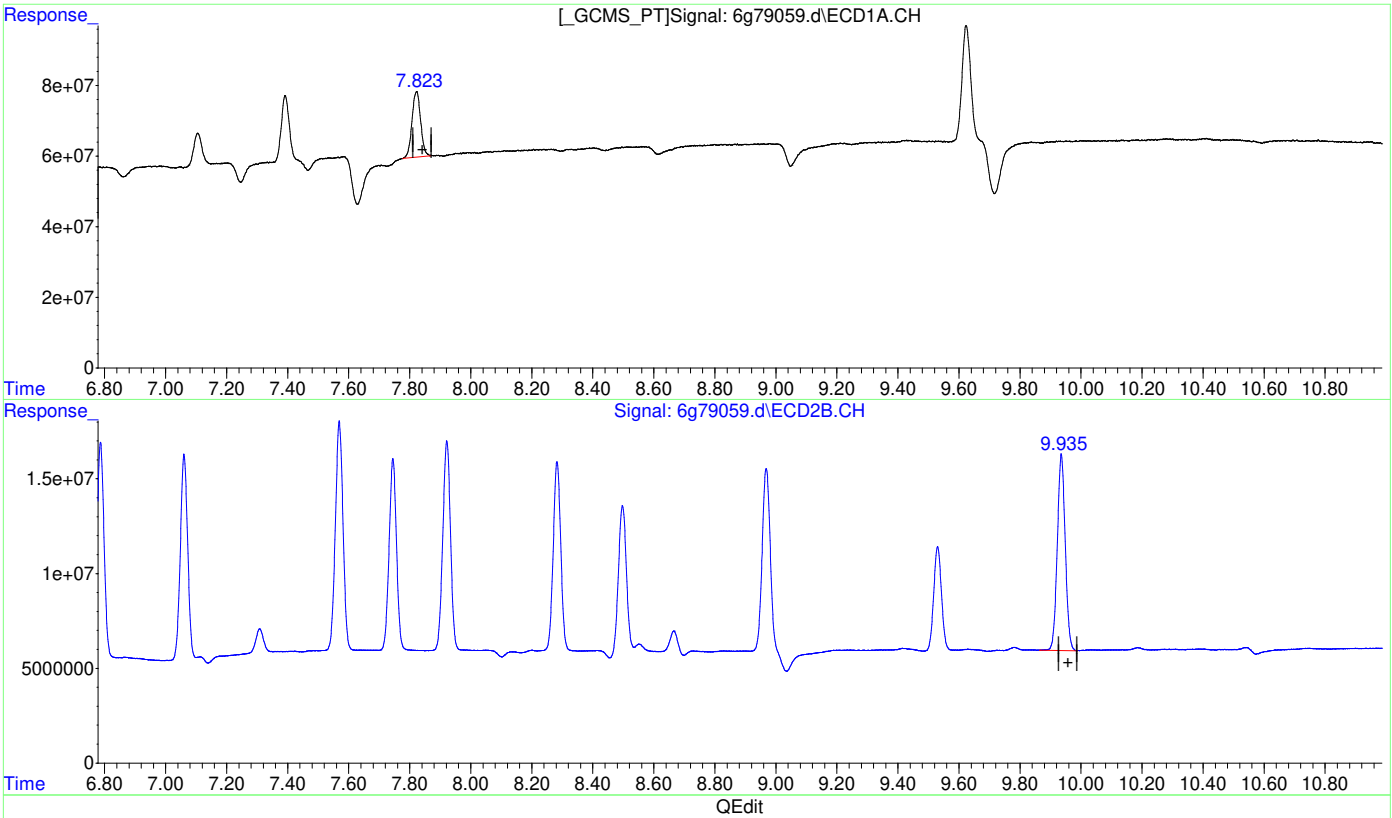

(25) Endrin Ketone (B)

7.823min 24.788 PPB m

response 365036394

(25) Endrin Ketone #2 (B)

9.936min 22.877 PPB

response 187054636

(+) = Expected Retention Time
6PST2739.M Mon Aug 23 01:42:17 2021

Quantitation Report (Qedit)

Data Path : C:\msdchem\1\data\G6G2775\
Data File : 6g79059.d
Signal(s) : Signal #1: ECD1A.CH Signal #2: ECD2B.CH
Acq On : 22-Aug-21, 23:47:26
Operator : christp
Sample : op34973-bs1
Misc : op34973,g6g2775,15.0,,,10,1
ALS Vial : 42 (Sig #1); 0 (Sig #2) Sample Multiplier: 1

Integration File signal 1: autoint1.e
Integration File signal 2: autoint2.e
Quant Time: Aug 23 01:39:44 2021
Quant Method : C:\MSDCHEM\1\METHODS\6PST2739.M
Quant Title : PEST/PCB
QLast Update : Mon Jul 19 00:05:28 2021
Response via : Initial Calibration
Integrator: ChemStation 6890 Scale Mode: Large solvent peaks clipped

Volume Inj. : 1ul
Signal #1 Phase : RTXCLP I Signal #2 Phase: RTX-CLP II
Signal #1 Info : 30mx.32mmx.32um Signal #2 Info : 30m x .32mm x .25um

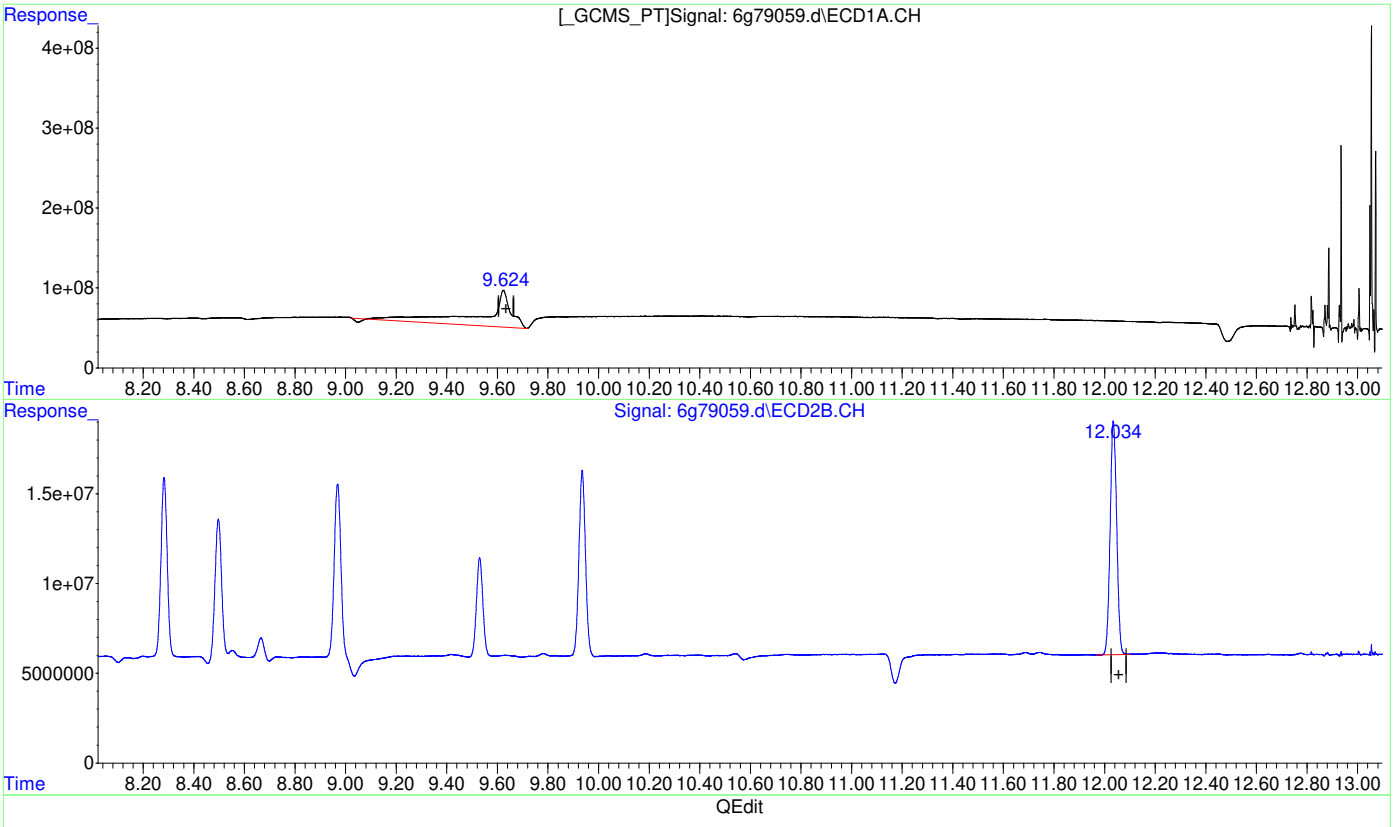

(26) Decachlorobiphenyl (SA)

9.624min 214.230 PPB

response 3672810248

(26) Decachlorobiphenyl #2 (SA)

12.035min 39.643 PPB

response 234696046

(+) = Expected Retention Time
6PST2739.M Mon Aug 23 01:42:21 2021

Quantitation Report (Qedit)

Data Path : C:\msdchem\1\data\G6G2775\
Data File : 6g79059.d
Signal(s) : Signal #1: ECD1A.CH Signal #2: ECD2B.CH
Acq On : 22-Aug-21, 23:47:26
Operator : christp
Sample : op34973-bs1
Misc : op34973,g6g2775,15.0,,,10,1
ALS Vial : 42 (Sig #1); 0 (Sig #2) Sample Multiplier: 1

Integration File signal 1: autoint1.e
Integration File signal 2: autoint2.e
Quant Time: Aug 23 01:39:44 2021
Quant Method : C:\MSDCHEM\1\METHODS\6PST2739.M
Quant Title : PEST/PCB
QLast Update : Mon Jul 19 00:05:28 2021
Response via : Initial Calibration
Integrator: ChemStation 6890 Scale Mode: Large solvent peaks clipped

Volume Inj. : 1ul
Signal #1 Phase : RTXCLP I Signal #2 Phase: RTX-CLP II
Signal #1 Info : 30mx.32mmx.32um Signal #2 Info : 30m x .32mm x .25um

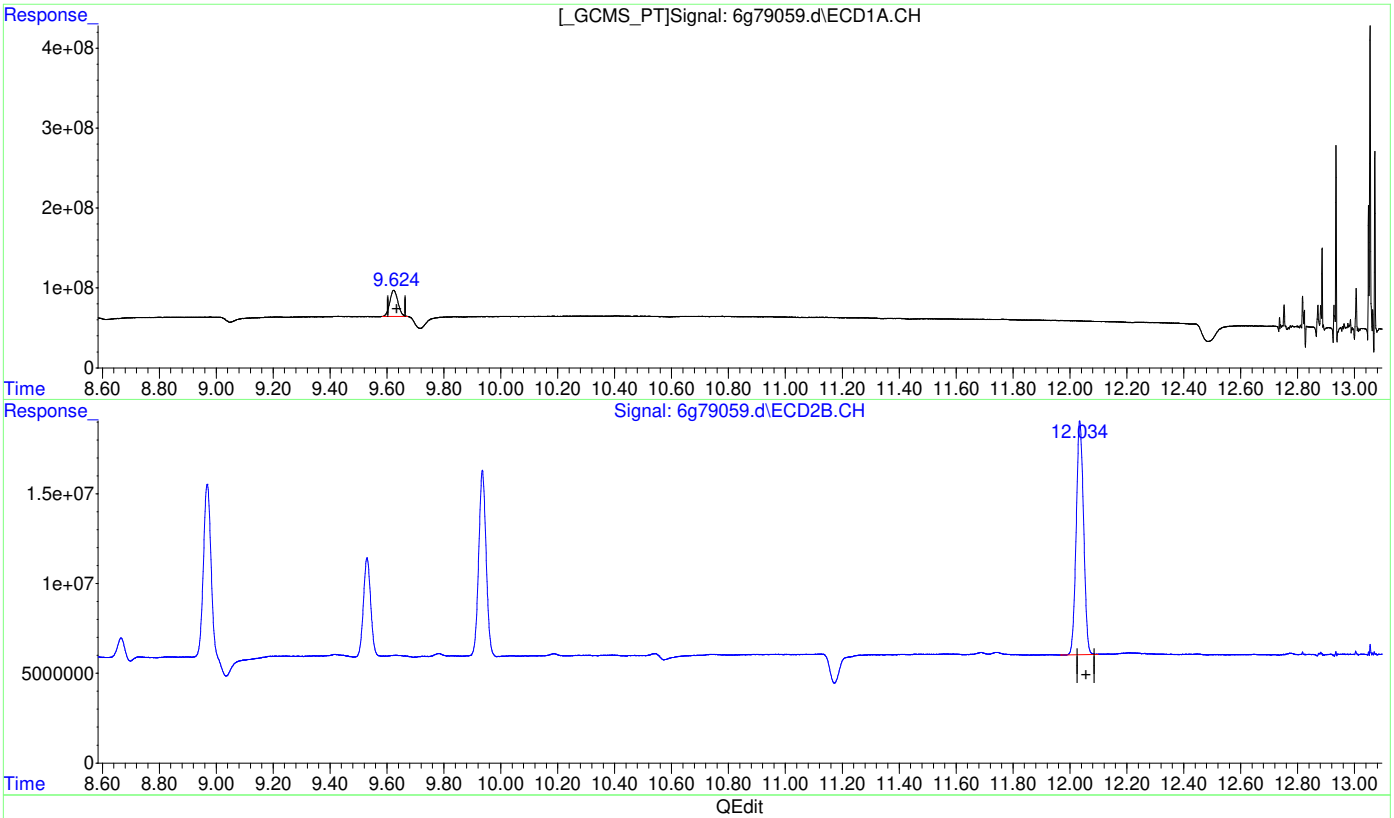

(26) Decachlorobiphenyl (SA)

9.624min 38.088 PPB m

response 652993485

(26) Decachlorobiphenyl #2 (SA)

12.035min 39.643 PPB

response 234696046

(+) = Expected Retention Time
6PST2739.M Mon Aug 23 01:42:31 2021

Manual Integrations APPROVED (compounds with "m" flag)
Gwendolyn Burns
08/23/21 09:32

Quantitation Report (QT Reviewed)

Data Path : C:\msdchem\1\data\chrisc2\rk79\
Data File : rk2913.d
Signal(s) : Signal #1: ECD1A.ch Signal #2: ECD2B.ch
Acq On : 20 Aug 2021 8:30 pm
Operator : rebeccak
Sample : op34974-bs1
Misc : op34974,grk79,15.0,,,10,1
ALS Vial : 52 Sample Multiplier: 1

Integration File signal 1: autoint1.e
Integration File signal 2: autoint2.e
Quant Time: Aug 22 21:58:27 2021
Quant Method : C:\MSDCHEM\1\METHODS\rkpcb50.m
Quant Title :
QLast Update : Sun Aug 22 21:31:57 2021
Response via : Initial Calibration
Integrator: ChemStation

Volume Inj. : 1ul
Signal #1 Phase : ZBCLP-1 Signal #2 Phase: ZBCLP-2
Signal #1 Info : 30m X 0.32mm(.32u Signal #2 Info : 30m X 0.32 mm (.25um)

	Compound	RT#1	RT#2	Resp#1	Resp#2	ppb	ppb
	System Monitoring Compounds						
1) S	Tetrachlo...	2.798	3.740	600.2E6	3039.1E6	40.102	47.639
	Spiked Amount 40.000			Recovery	=	100.25%	119.10%
51) S	Decachlor...	9.968	12.248	421.3E6	1751.3E6	29.264	35.257
	Spiked Amount 40.000			Recovery	=	73.16%	88.14%
	Target Compounds						
31)	AR1016-A	3.167	4.415	87305779	307.6E6	299.158	255.317
32)	AR1016-B	3.562	4.986	122.7E6	621.1E6	221.291	229.287
33)	AR1016-C	4.106	5.633	258.8E6	1343.2E6	201.403	224.131
34)	AR1016-D	4.270	5.824	101.2E6	512.5E6	209.406	217.774
35)	AR1016-E	4.773	6.493	107.5E6	328.3E6	212.623	203.938
36)	AR1260-A	7.131	9.123	219.9E6	838.7E6	180.001	188.986m
37)	AR1260-B	7.283	9.244	134.2E6	537.9E6	194.552	203.352
38)	AR1260-C	7.619	9.680	131.5E6	499.9E6	179.889	186.691
39)	AR1260-D	8.053	10.029	274.8E6	1265.8E6	170.321m	197.347
40)	AR1260-E	8.446	10.574	294.3E6	1060.7E6	171.509m	169.305

(f)=RT Delta > 1/2 Window (#)=Amounts differ by > 25% (m)=manual int.

Quantitation Report (QT Reviewed)

Data Path : C:\msdchem\1\data\chrisc2\rk79\
Data File : rk2913.d
Signal(s) : Signal #1: ECD1A.ch Signal #2: ECD2B.ch
Acq On : 20 Aug 2021 8:30 pm
Operator : rebeccak
Sample : op34974-bs1
Misc : op34974,grk79,15.0,,,10,1
ALS Vial : 52 Sample Multiplier: 1

Integration File signal 1: autoint1.e
Integration File signal 2: autoint2.e
Quant Time: Aug 22 21:58:27 2021
Quant Method : C:\MSDCHEM\1\METHODS\rkpcb50.m
Quant Title :
QLast Update : Sun Aug 22 21:31:57 2021
Response via : Initial Calibration
Integrator: ChemStation

Volume Inj. : 1ul
Signal #1 Phase : ZBCLP-1 Signal #2 Phase: ZBCLP-2
Signal #1 Info : 30m X 0.32mm(.32u Signal #2 Info : 30m X 0.32 mm (.25um)

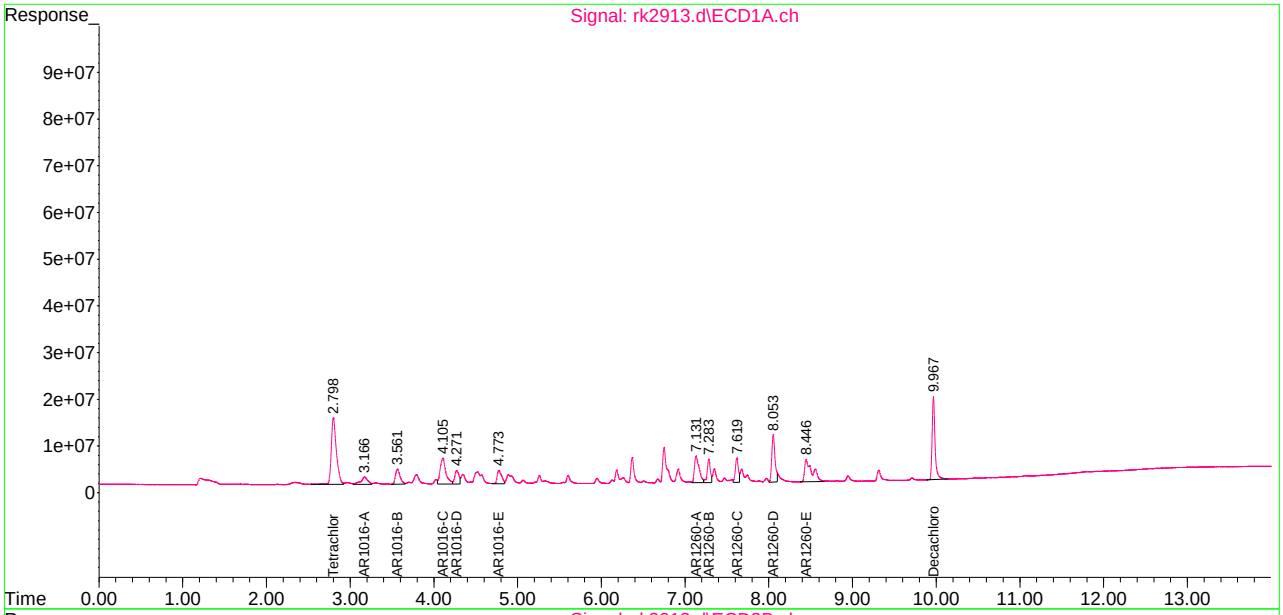

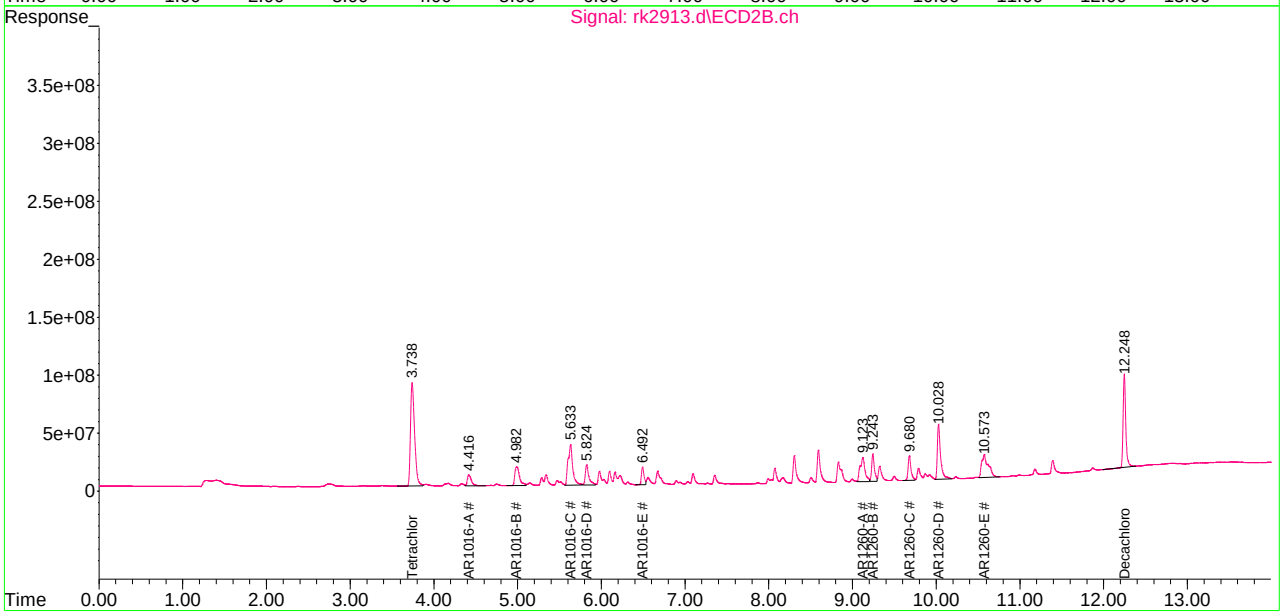

Manual Integration Approval Summary

Sample Number: OP34974-BS1
Lab FileID: RK2913.D
Injection Time: 08/20/21 20:30
Method: SW846 8082A
Analyst approved: 08/22/21 23:33 Christopher Changho
Supervisor approved: 08/23/21 09:32 Gwendolyn Burns

Parameter	CAS	Sig#	R.T. (min.)	Reason
AR1260-D		1	8.05	Poorly defined baseline
AR1260-E		1	8.45	Poorly defined baseline
AR1260-A		2	9.12	Poorly defined baseline

Quantitation Report (Qedit)

Data Path : C:\msdchem\1\data\chrisc2\rk79\
Data File : rk2913.d
Signal(s) : Signal #1: ECD1A.ch Signal #2: ECD2B.ch
Acq On : 20 Aug 2021 8:30 pm
Operator : rebeccak
Sample : op34974-bs1
Misc : op34974,grk79,15.0,,,10,1
ALS Vial : 52 Sample Multiplier: 1

Integration File signal 1: autoint1.e
Integration File signal 2: autoint2.e
Quant Time: Aug 22 21:33:08 2021
Quant Method : C:\MSDCHEM\1\METHODS\rkpcb50.m
Quant Title :
QLast Update : Sun Aug 22 21:31:57 2021
Response via : Initial Calibration
Integrator: ChemStation

Volume Inj. : 1ul
Signal #1 Phase : ZBCLP-1 Signal #2 Phase: ZBCLP-2
Signal #1 Info : 30m X 0.32mm(.32u Signal #2 Info : 30m X 0.32 mm (.25um)

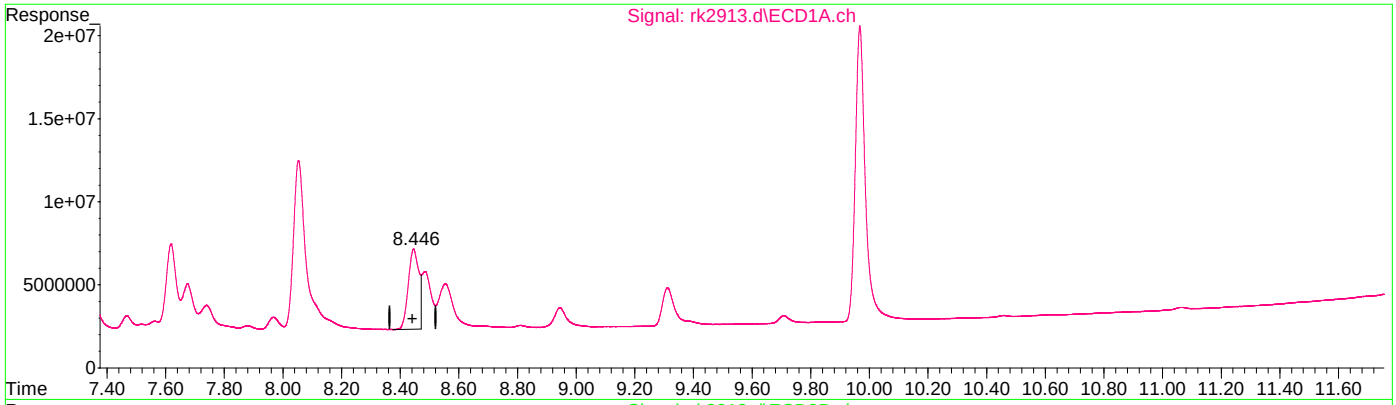

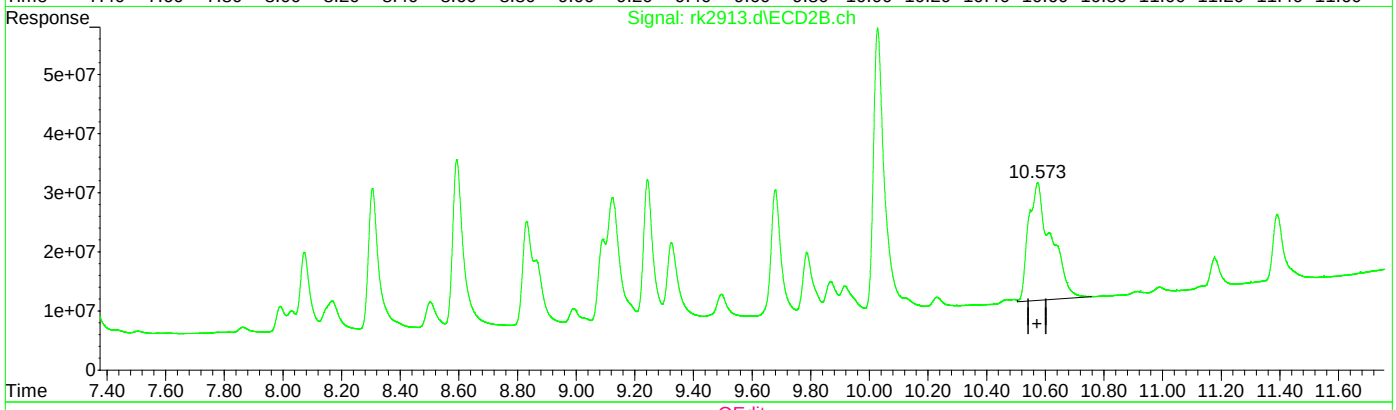

QEdit

(40) AR1260-E

8.446min 71.419 PPB

response 122547926

(40) AR1260-E #2

10.574min 169.305 PPB

response 1060680546

(+) = Expected Retention Time

Quantitation Report (Qedit)

Data Path : C:\msdchem\1\data\chrisc2\rk79\
Data File : rk2913.d
Signal(s) : Signal #1: ECD1A.ch Signal #2: ECD2B.ch
Acq On : 20 Aug 2021 8:30 pm
Operator : rebeccak
Sample : op34974-bs1
Misc : op34974,grk79,15.0,,,10,1
ALS Vial : 52 Sample Multiplier: 1

Integration File signal 1: autoint1.e
Integration File signal 2: autoint2.e
Quant Time: Aug 22 21:33:08 2021
Quant Method : C:\MSDCHEM\1\METHODS\rkpcb50.m
Quant Title :
QLast Update : Sun Aug 22 21:31:57 2021
Response via : Initial Calibration
Integrator: ChemStation

Volume Inj. : 1ul
Signal #1 Phase : ZBCLP-1 Signal #2 Phase: ZBCLP-2
Signal #1 Info : 30m X 0.32mm(.32u Signal #2 Info : 30m X 0.32 mm (.25um)

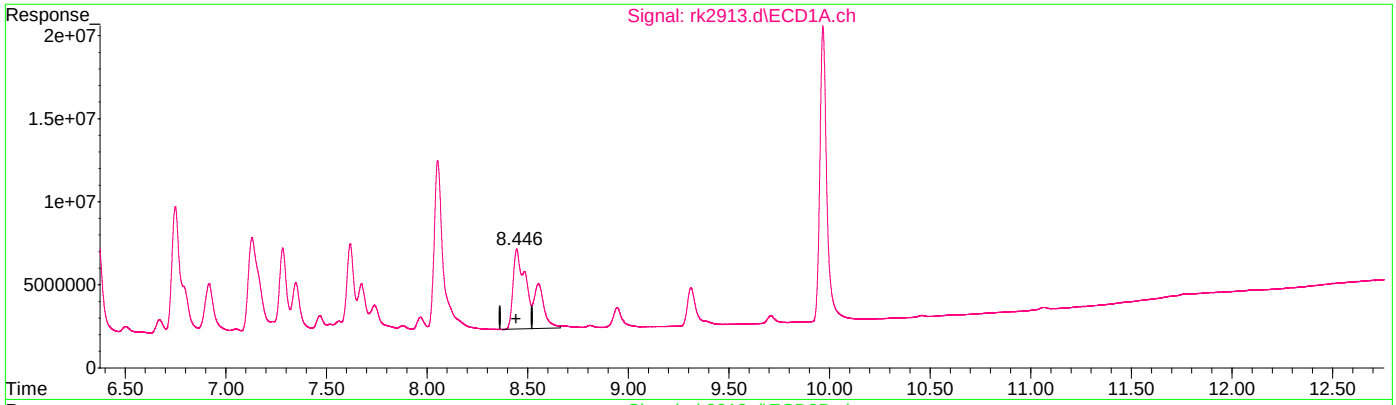

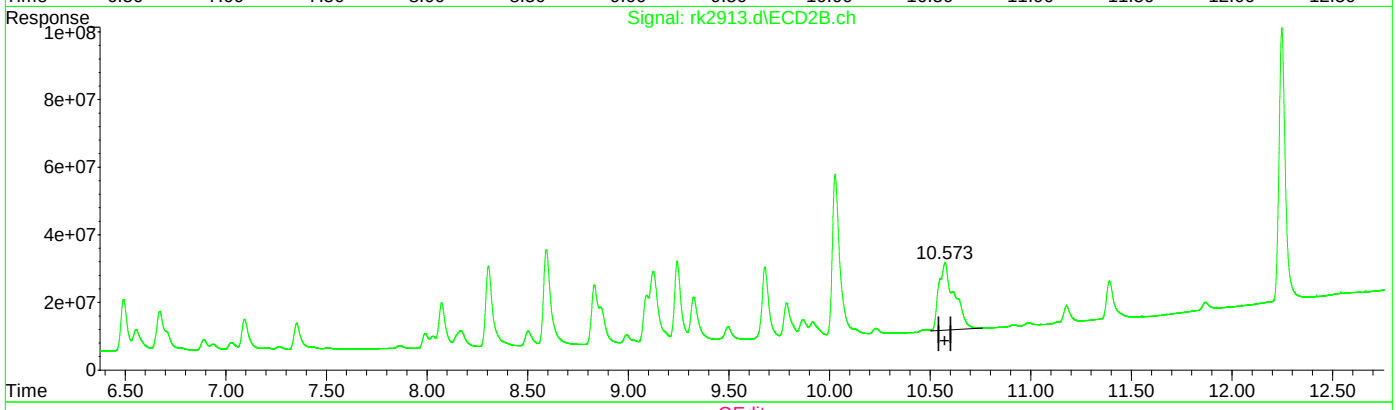

QEdit

(40) AR1260-E

8.446min 171.509 PPB m

response 294290706

(40) AR1260-E #2

10.574min 169.305 PPB

response 1060680546

(+) = Expected Retention Time

Quantitation Report (Qedit)

Data Path : C:\msdchem\1\data\chrisc2\rk79\
Data File : rk2913.d
Signal(s) : Signal #1: ECD1A.ch Signal #2: ECD2B.ch
Acq On : 20 Aug 2021 8:30 pm
Operator : rebeccak
Sample : op34974-bs1
Misc : op34974,grk79,15.0,,,10,1
ALS Vial : 52 Sample Multiplier: 1

Integration File signal 1: autoint1.e
Integration File signal 2: autoint2.e
Quant Time: Aug 22 21:33:08 2021
Quant Method : C:\MSDCHEM\1\METHODS\rkpcb50.m
Quant Title :
QLast Update : Sun Aug 22 21:31:57 2021
Response via : Initial Calibration
Integrator: ChemStation

Volume Inj. : 1ul
Signal #1 Phase : ZBCLP-1 Signal #2 Phase: ZBCLP-2
Signal #1 Info : 30m X 0.32mm(.32u Signal #2 Info : 30m X 0.32 mm (.25um)

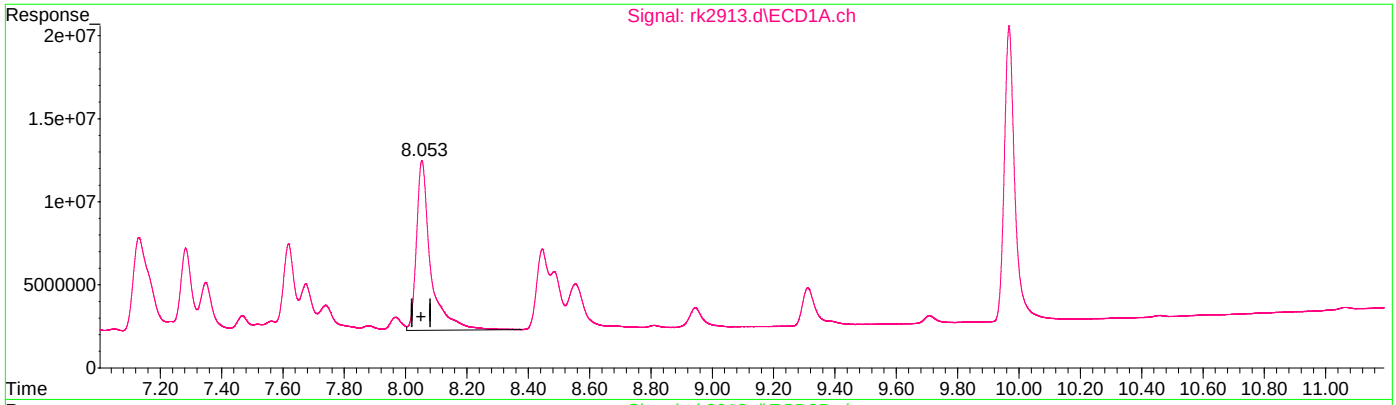

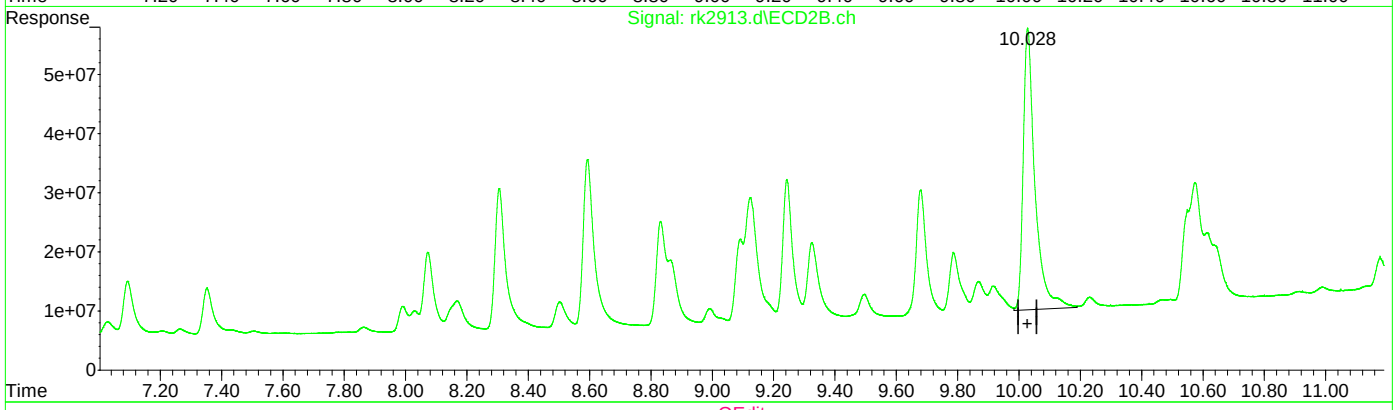

QEdit

(39) AR1260-D

8.053min 202.874 PPB

response 327359760

(39) AR1260-D #2

10.029min 197.347 PPB

response 1265801141

(+) = Expected Retention Time
rkpcb50.m Sun Aug 22 21:57:45 2021

Quantitation Report (Qedit)

Data Path : C:\msdchem\1\data\chrisc2\rk79\
Data File : rk2913.d
Signal(s) : Signal #1: ECD1A.ch Signal #2: ECD2B.ch
Acq On : 20 Aug 2021 8:30 pm
Operator : rebeccak
Sample : op34974-bs1
Misc : op34974,grk79,15.0,,,10,1
ALS Vial : 52 Sample Multiplier: 1

Integration File signal 1: autoint1.e
Integration File signal 2: autoint2.e
Quant Time: Aug 22 21:33:08 2021
Quant Method : C:\MSDCHEM\1\METHODS\rkpcb50.m
Quant Title :
QLast Update : Sun Aug 22 21:31:57 2021
Response via : Initial Calibration
Integrator: ChemStation

Volume Inj. : 1ul
Signal #1 Phase : ZBCLP-1 Signal #2 Phase: ZBCLP-2
Signal #1 Info : 30m X 0.32mm(.32u Signal #2 Info : 30m X 0.32 mm (.25um)

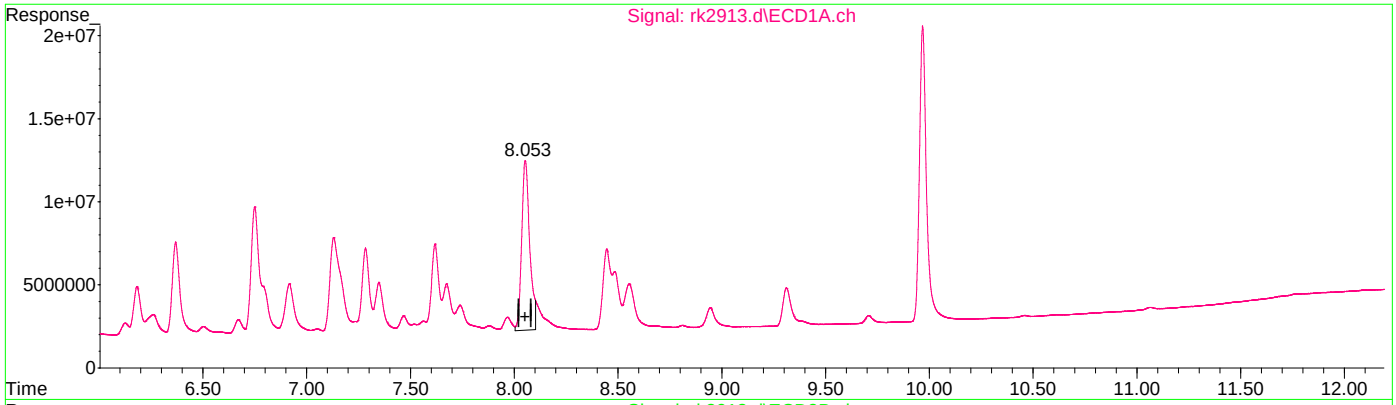

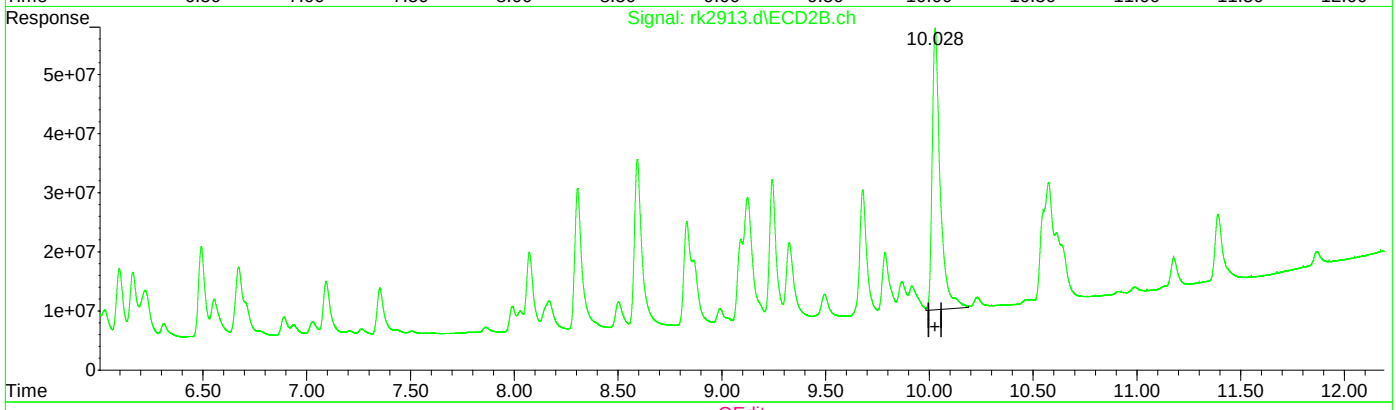

QEdit

(39) AR1260-D

8.053min 170.321 PPB m

response 274831842

(39) AR1260-D #2

10.029min 197.347 PPB

response 1265801141

(+) = Expected Retention Time
rkpcb50.m Sun Aug 22 21:57:55 2021

Quantitation Report (Qedit)

Data Path : C:\msdchem\1\data\chrisc2\rk79\
Data File : rk2913.d
Signal(s) : Signal #1: ECD1A.ch Signal #2: ECD2B.ch
Acq On : 20 Aug 2021 8:30 pm
Operator : rebeccak
Sample : op34974-bs1
Misc : op34974,grk79,15.0,,,10,1
ALS Vial : 52 Sample Multiplier: 1

Integration File signal 1: autoint1.e
Integration File signal 2: autoint2.e
Quant Time: Aug 22 21:33:08 2021
Quant Method : C:\MSDCHEM\1\METHODS\rkpcb50.m
Quant Title :
QLast Update : Sun Aug 22 21:31:57 2021
Response via : Initial Calibration
Integrator: ChemStation

Volume Inj. : 1ul
Signal #1 Phase : ZBCLP-1 Signal #2 Phase: ZBCLP-2
Signal #1 Info : 30m X 0.32mm(.32u Signal #2 Info : 30m X 0.32 mm (.25um)

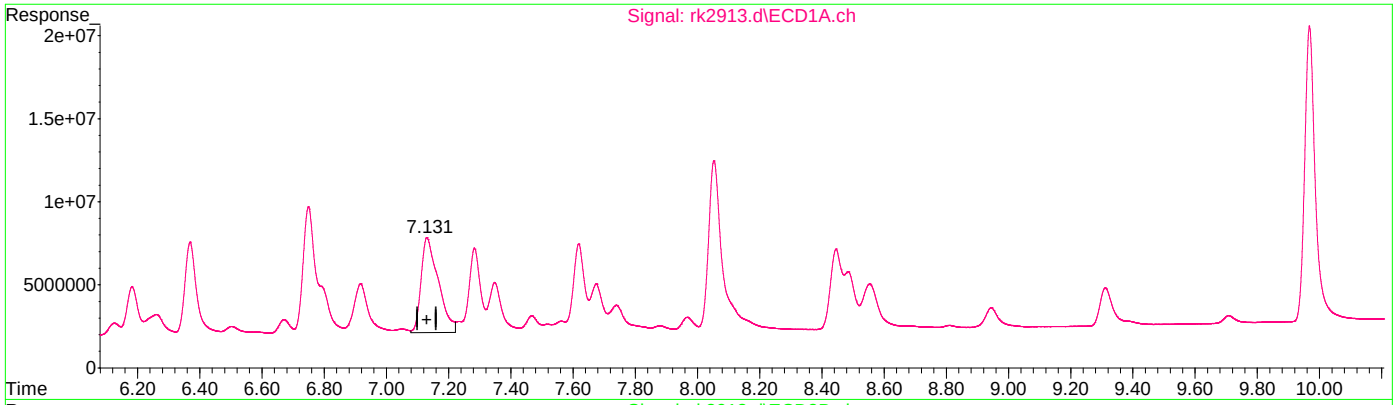

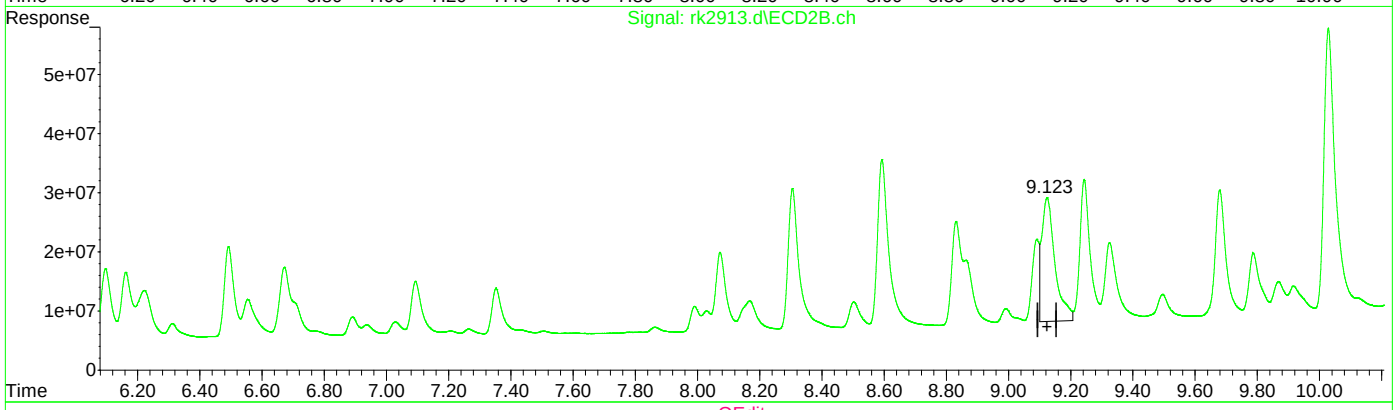

QEdit

(36) AR1260-A

7.131min 180.001 PPB

response 219878320

(36) AR1260-A #2

9.124min 140.770 PPB

response 624716445

(+) = Expected Retention Time
rkpcb50.m Sun Aug 22 21:58:00 2021

Quantitation Report (Qedit)

Data Path : C:\msdchem\1\data\chrisc2\rk79\
Data File : rk2913.d
Signal(s) : Signal #1: ECD1A.ch Signal #2: ECD2B.ch
Acq On : 20 Aug 2021 8:30 pm
Operator : rebeccak
Sample : op34974-bs1
Misc : op34974,grk79,15.0,,,10,1
ALS Vial : 52 Sample Multiplier: 1

Integration File signal 1: autoint1.e
Integration File signal 2: autoint2.e
Quant Time: Aug 22 21:33:08 2021
Quant Method : C:\MSDCHEM\1\METHODS\rkpcb50.m
Quant Title :
QLast Update : Sun Aug 22 21:31:57 2021
Response via : Initial Calibration
Integrator: ChemStation

Volume Inj. : 1ul
Signal #1 Phase : ZBCLP-1 Signal #2 Phase: ZBCLP-2
Signal #1 Info : 30m X 0.32mm(.32u Signal #2 Info : 30m X 0.32 mm (.25um)

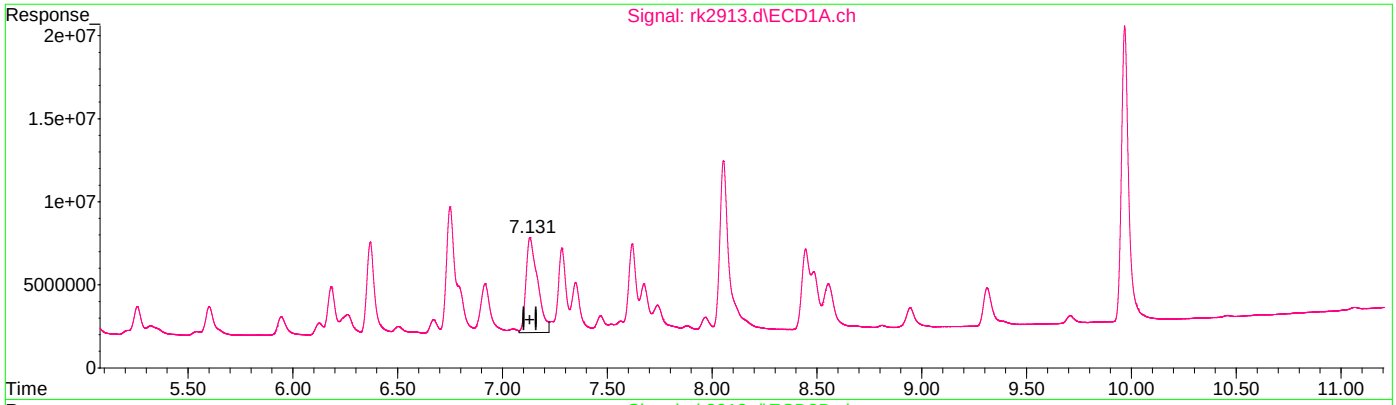

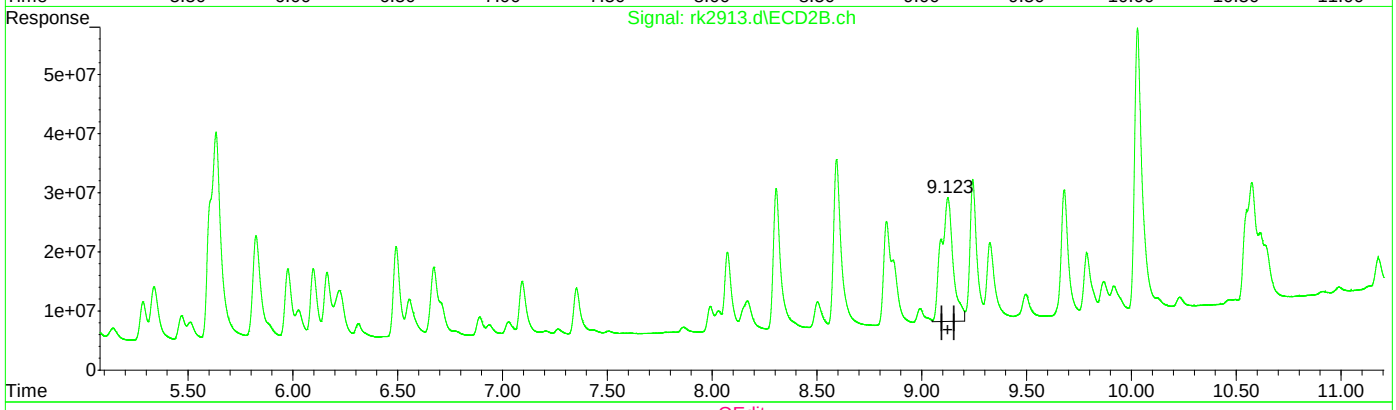

QEdit

(36) AR1260-A

7.131min 180.001 PPB

response 219878320

(36) AR1260-A #2

9.123min 188.986 PPB m

response 838690376

(+) = Expected Retention Time
rkpcb50.m Sun Aug 22 21:58:07 2021

Manual Integrations APPROVED (compounds with "m" flag)
Gwendolyn Burns 08/23/21 08:16

Quantitation Report (QT Reviewed)

Data Path : C:\msdchem\1\data\G6G2775\
Data File : 6g79061.d
Signal(s) : Signal #1: ECD1A.CH Signal #2: ECD2B.CH
Acq On : 23-Aug-21, 00:23:56
Operator : christp
Sample : op34973-ms
Misc : op34973,g6g2775,16.8,,,10,1
ALS Vial : 44 (Sig #1); 0 (Sig #2) Sample Multiplier: 1

Integration File signal 1: autoint1.e
Integration File signal 2: autoint2.e
Quant Time: Aug 23 01:47:01 2021
Quant Method : C:\MSDCHEM\1\METHODS\6PST2739.M
Quant Title : PEST/PCB
QLast Update : Mon Jul 19 00:05:28 2021
Response via : Initial Calibration
Integrator: ChemStation 6890 Scale Mode: Large solvent peaks clipped

Volume Inj. : 1ul
Signal #1 Phase : RTXCLP I Signal #2 Phase: RTX-CLP II
Signal #1 Info : 30mx.32mmx.32um Signal #2 Info : 30m x .32mm x .25um

		Compound	RT#1	RT#2	Resp#1	Resp#2	PPB	PPB	
		Internal Standards							
1)	I	1-bromo-2...	1.832	2.179	791.8E6	485.7E6	50.000	50.000	
27)	I	1-bromo-2...	1.832	2.179	791.8E6	485.7E6	50.000	50.000	
33)	I	1-bromo-2...	1.832	2.179	791.8E6	485.7E6	50.000	50.000	
		System Monitoring Compounds							
2)	SAB	Tetrachlo...	2.420	3.015	325.9E6	299.8E6	35.960	35.781	
		Spiked Amount 40.000	Range 30 - 150		Recovery =		89.90%	89.45%	
26)	SA	Decachlor...	9.625	12.036f	706.2E6	248.8E6	36.722m	39.155	
		Spiked Amount 40.000			Recovery =		91.81%	97.89%	
		Target Compounds							
3)		hexachlor...	2.744	3.534	563.5E6	226.9E6	22.161	22.630	
4)	A	alpha-BHC	2.881	3.692	494.4E6	283.1E6	21.016m	22.379m	
5)	MA	gamma-BHC	3.165	4.128	454.5E6	256.9E6	21.167m	22.152	
6)	MA	Heptachlor	3.645	4.715	476.6E6	269.4E6	23.163	24.032	
7)	B	beta-BHC	3.239	4.213	220.2E6	118.7E6	25.875	21.966	
8)	B	delta-BHC	3.416	4.616	460.8E6	255.5E6	21.854	23.912	
9)	MB	Aldrin	3.967	5.174f	465.1E6	251.2E6	22.083	23.007	
10)		alachlor	4.111	4.976f	29861665	30186768	21.974m	20.975	
11)	B	Heptachlo...	4.660	6.007f	410.7E6	239.7E6	20.203	23.610	
12)	B	gamma-Chl...	4.819	6.295f	458.9E6	245.7E6	22.711	23.177	
13)	B	alpha-Chl...	4.987	6.524f	436.5E6	237.5E6	22.392	23.892	
14)	A	Endosulfan I	5.159	6.621f	434.0E6	225.1E6	22.669	23.129	
15)	B	4,4'-DDE	5.102	6.787f	443.3E6	205.9E6	23.398	20.273	
16)	MA	Dieldrin	5.475	7.061f	435.3E6	211.4E6	21.759	21.100	
17)	MA	Endrin	5.790	7.570f	530.6E6	231.1E6	28.373	24.789	
18)	A	4,4'-DDD	5.918	7.745f	329.0E6	183.9E6	22.499	22.679	
19)	B	Endosulfa...	6.106	7.921f	289.2E6	209.2E6	16.833	24.076	#
20)	MA	4,4'-DDT	6.330	8.283f	348.2E6	195.0E6	22.719	24.482	
21)	B	Endrin Al...	6.720f	8.497f	314.9E6	137.9E6	22.362	19.289	
22)	B	Endosulfa...	7.393f	8.969f	376.2E6	191.0E6	22.733m	23.557m	
23)	A	Methoxychlor	7.105	9.531f	184.7E6	101.8E6	26.705	25.696	
25)	B	Endrin Ke...	7.822f	9.936f	386.5E6	202.0E6	23.397m	23.022	
		Sum Toxaphene			0	0	N.D.	N.D.	
		Average Toxaphene					0.000	0.000	

SemiQuant Compounds - Not Calibrated on this Instrument

(f)=RT Delta > 1/2 Window (#)=Amounts differ by > 25% (m)=manual int.

Quantitation Report (QT Reviewed)

Data Path : C:\msdchem\1\data\G6G2775\
Data File : 6g79061.d
Signal(s) : Signal #1: ECD1A.CH Signal #2: ECD2B.CH
Acq On : 23-Aug-21, 00:23:56
Operator : christp
Sample : op34973-ms
Misc : op34973,g6g2775,16.8,,,10,1
ALS Vial : 44 (Sig #1); 0 (Sig #2) Sample Multiplier: 1

Integration File signal 1: autoint1.e
Integration File signal 2: autoint2.e
Quant Time: Aug 23 01:47:01 2021
Quant Method : C:\MSDCHEM\1\METHODS\6PST2739.M
Quant Title : PEST/PCB
QLast Update : Mon Jul 19 00:05:28 2021
Response via : Initial Calibration
Integrator: ChemStation 6890 Scale Mode: Large solvent peaks clipped

Volume Inj. : 1ul
Signal #1 Phase : RTXCLP I Signal #2 Phase: RTX-CLP II
Signal #1 Info : 30mx.32mmx.32um Signal #2 Info : 30m x .32mm x .25um

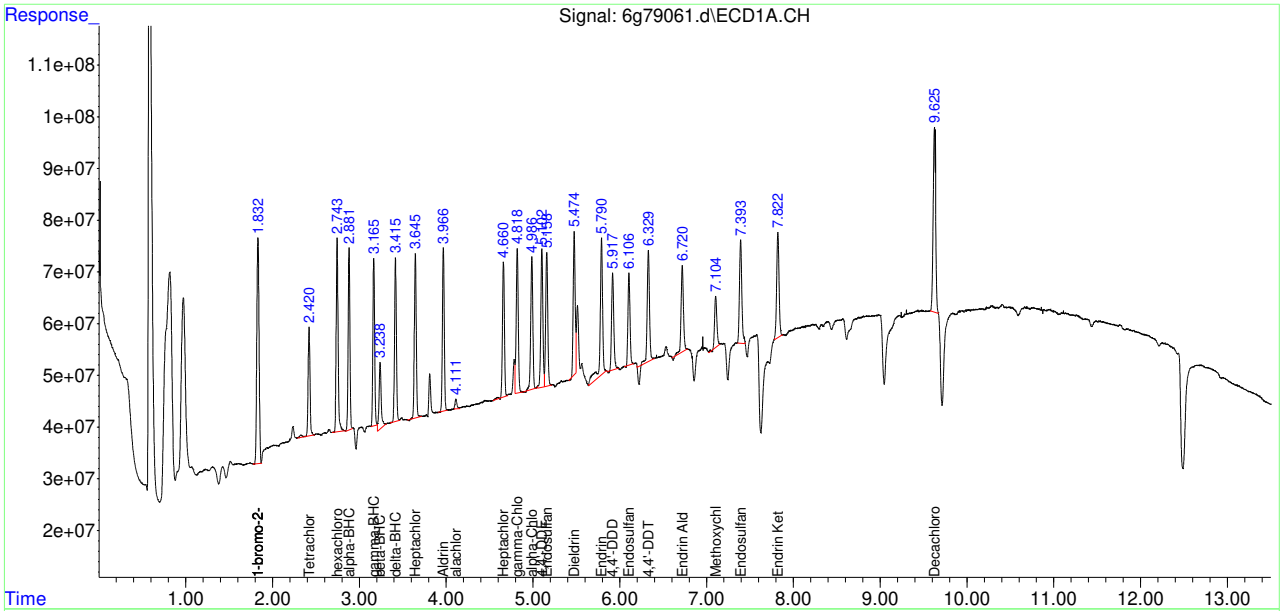

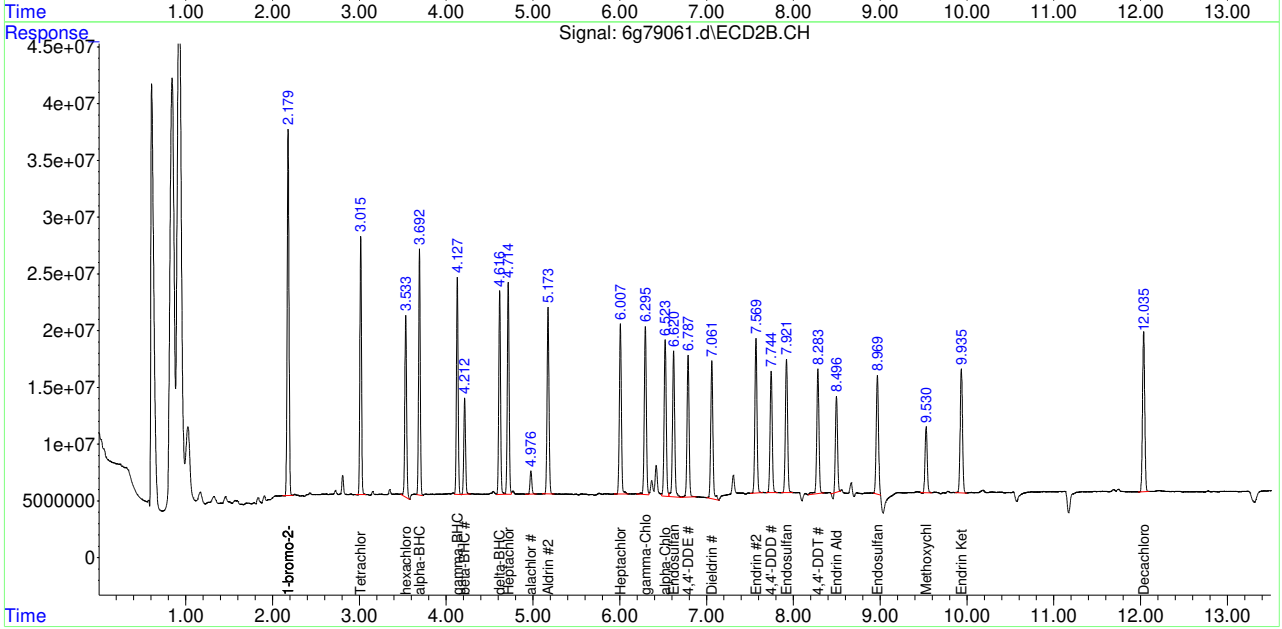

Manual Integration Approval Summary

Sample Number: OP34973-MS
Lab FileID: 6G79061.D
Injection Time: 08/23/21 00:23
Method: SW846 8081B
Analyst approved: 08/23/21 01:55 Christine Phillips
Supervisor approved: 08/23/21 08:16 Gwendolyn Burns

Parameter	CAS	Sig#	R.T. (min.)	Reason
alpha-BHC	319-84-6	1	2.88	Poorly defined baseline
gamma-BHC (Lindane)	58-89-9	1	3.17	Poorly defined baseline
alpha-BHC	319-84-6	2	3.69	Poorly defined baseline
Alachlor	15972-60-8	1	4.11	Poorly defined baseline
Endosulfan sulfate	1031-07-8	1	7.39	Poorly defined baseline
Endrin ketone	53494-70-5	1	7.82	Poorly defined baseline
Endosulfan sulfate	1031-07-8	2	8.97	Poorly defined baseline
Decachlorobiphenyl	2051-24-3	1	9.63	Poorly defined baseline

Quantitation Report (Qedit)

Data Path : C:\msdchem\1\data\G6G2775\
Data File : 6g79061.d
Signal(s) : Signal #1: ECD1A.CH Signal #2: ECD2B.CH
Acq On : 23-Aug-21, 00:23:56
Operator : christp
Sample : op34973-ms
Misc : op34973,g6g2775,16.8,,,10,1
ALS Vial : 44 (Sig #1); 0 (Sig #2) Sample Multiplier: 1

Integration File signal 1: autoint1.e
Integration File signal 2: autoint2.e
Quant Time: Aug 23 01:44:22 2021
Quant Method : C:\MSDCHEM\1\METHODS\6PST2739.M
Quant Title : PEST/PCB
QLast Update : Mon Jul 19 00:05:28 2021
Response via : Initial Calibration
Integrator: ChemStation 6890 Scale Mode: Large solvent peaks clipped

Volume Inj. : 1ul
Signal #1 Phase : RTXCLP I Signal #2 Phase: RTX-CLP II
Signal #1 Info : 30mx.32mmx.32um Signal #2 Info : 30m x .32mm x .25um

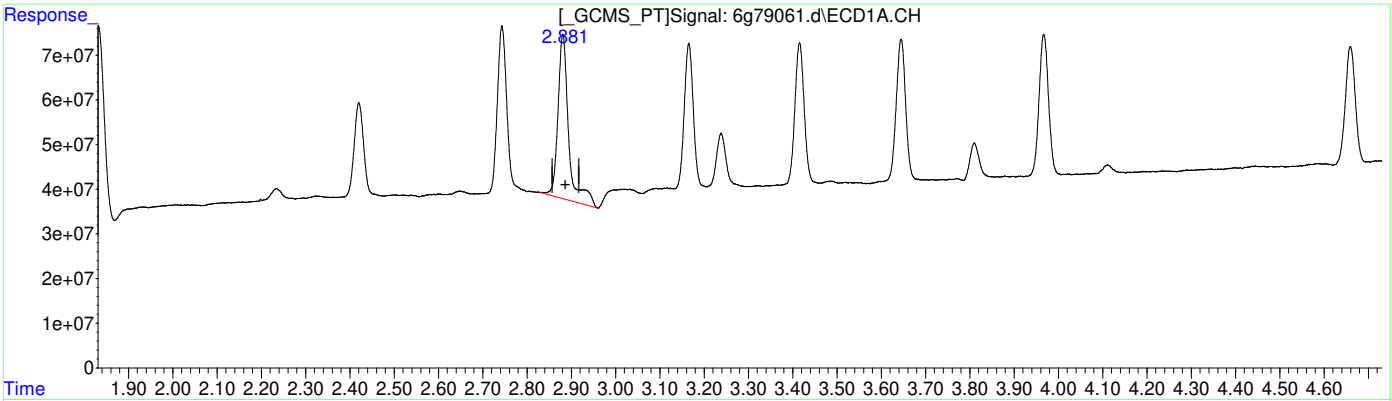

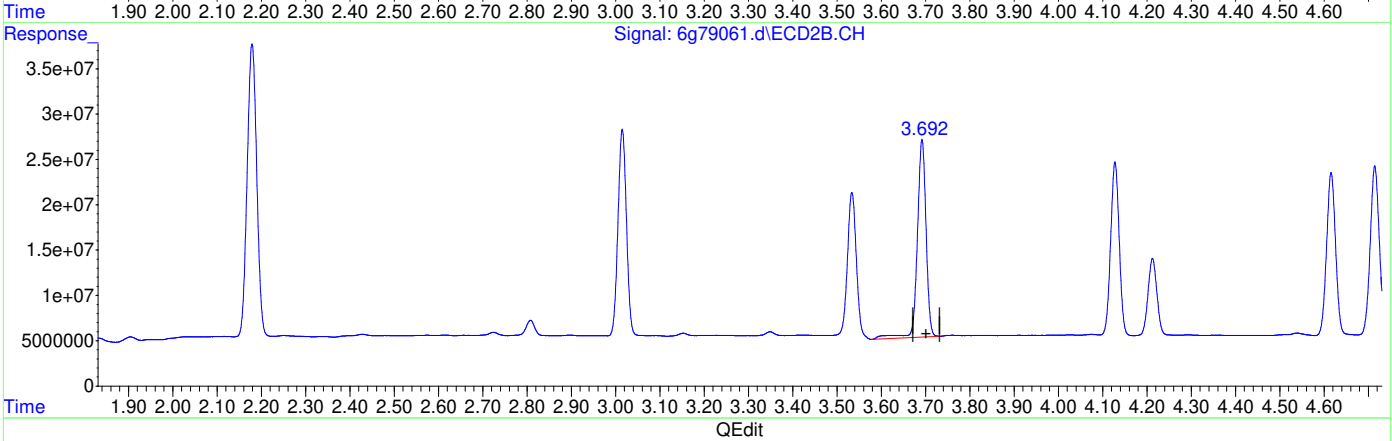

QEdit

(4) alpha-BHC (A)

2.881min 26.357 PPB

response 620045096

(4) alpha-BHC #2 (A)

3.692min 23.832 PPB

response 301442804

(+) = Expected Retention Time
6PST2739.M Mon Aug 23 01:44:48 2021

Quantitation Report (Qedit)

Data Path : C:\msdchem\1\data\G6G2775\
Data File : 6g79061.d
Signal(s) : Signal #1: ECD1A.CH Signal #2: ECD2B.CH
Acq On : 23-Aug-21, 00:23:56
Operator : christp
Sample : op34973-ms
Misc : op34973,g6g2775,16.8,,,10,1
ALS Vial : 44 (Sig #1); 0 (Sig #2) Sample Multiplier: 1

Integration File signal 1: autoint1.e
Integration File signal 2: autoint2.e
Quant Time: Aug 23 01:44:22 2021
Quant Method : C:\MSDCHEM\1\METHODS\6PST2739.M
Quant Title : PEST/PCB
QLast Update : Mon Jul 19 00:05:28 2021
Response via : Initial Calibration
Integrator: ChemStation 6890 Scale Mode: Large solvent peaks clipped

Volume Inj. : 1ul
Signal #1 Phase : RTXCLP I Signal #2 Phase: RTX-CLP II
Signal #1 Info : 30mx.32mmx.32um Signal #2 Info : 30m x .32mm x .25um

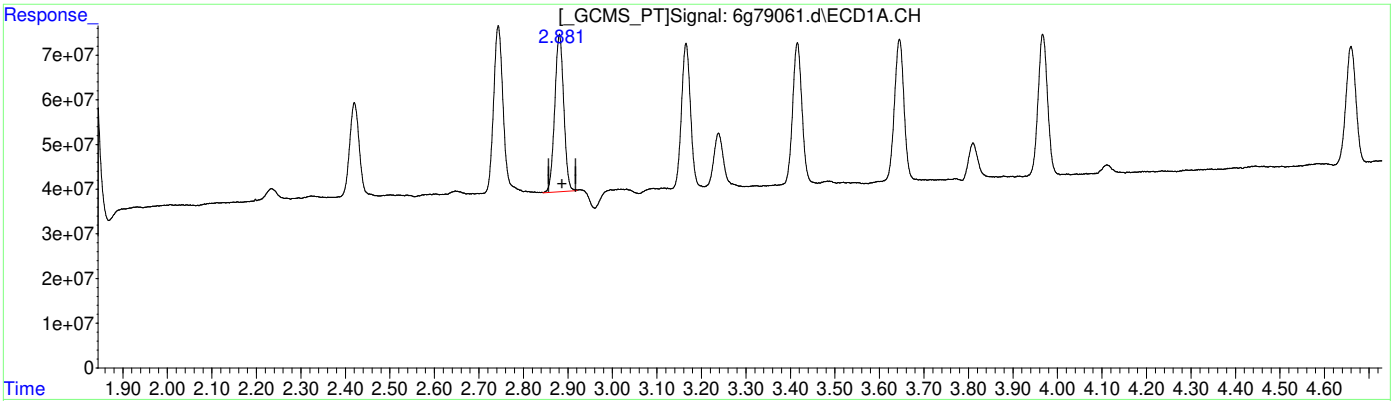

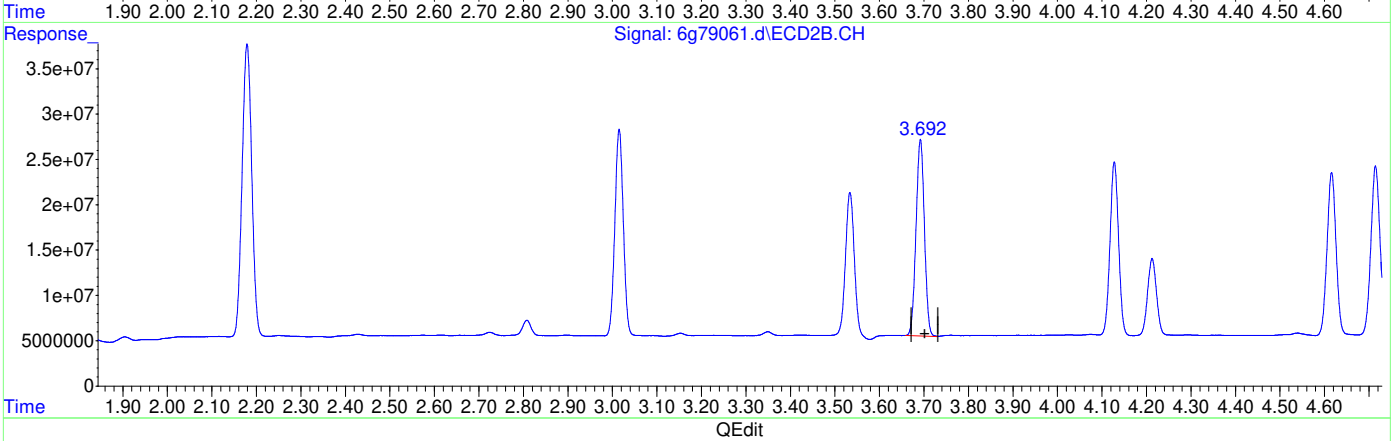

QEdit

(4) alpha-BHC (A)

2.881min 21.016 PPB m

response 494405610

(4) alpha-BHC #2 (A)

3.692min 22.379 PPB m

response 283061941

(+) = Expected Retention Time

Quantitation Report (Qedit)

Data Path : C:\msdchem\1\data\G6G2775\
Data File : 6g79061.d
Signal(s) : Signal #1: ECD1A.CH Signal #2: ECD2B.CH
Acq On : 23-Aug-21, 00:23:56
Operator : christp
Sample : op34973-ms
Misc : op34973,g6g2775,16.8,,,10,1
ALS Vial : 44 (Sig #1); 0 (Sig #2) Sample Multiplier: 1

Integration File signal 1: autoint1.e
Integration File signal 2: autoint2.e
Quant Time: Aug 23 01:44:22 2021
Quant Method : C:\MSDCHEM\1\METHODS\6PST2739.M
Quant Title : PEST/PCB
QLast Update : Mon Jul 19 00:05:28 2021
Response via : Initial Calibration
Integrator: ChemStation 6890 Scale Mode: Large solvent peaks clipped

Volume Inj. : 1ul
Signal #1 Phase : RTXCLP I Signal #2 Phase: RTX-CLP II
Signal #1 Info : 30mx.32mmx.32um Signal #2 Info : 30m x .32mm x .25um

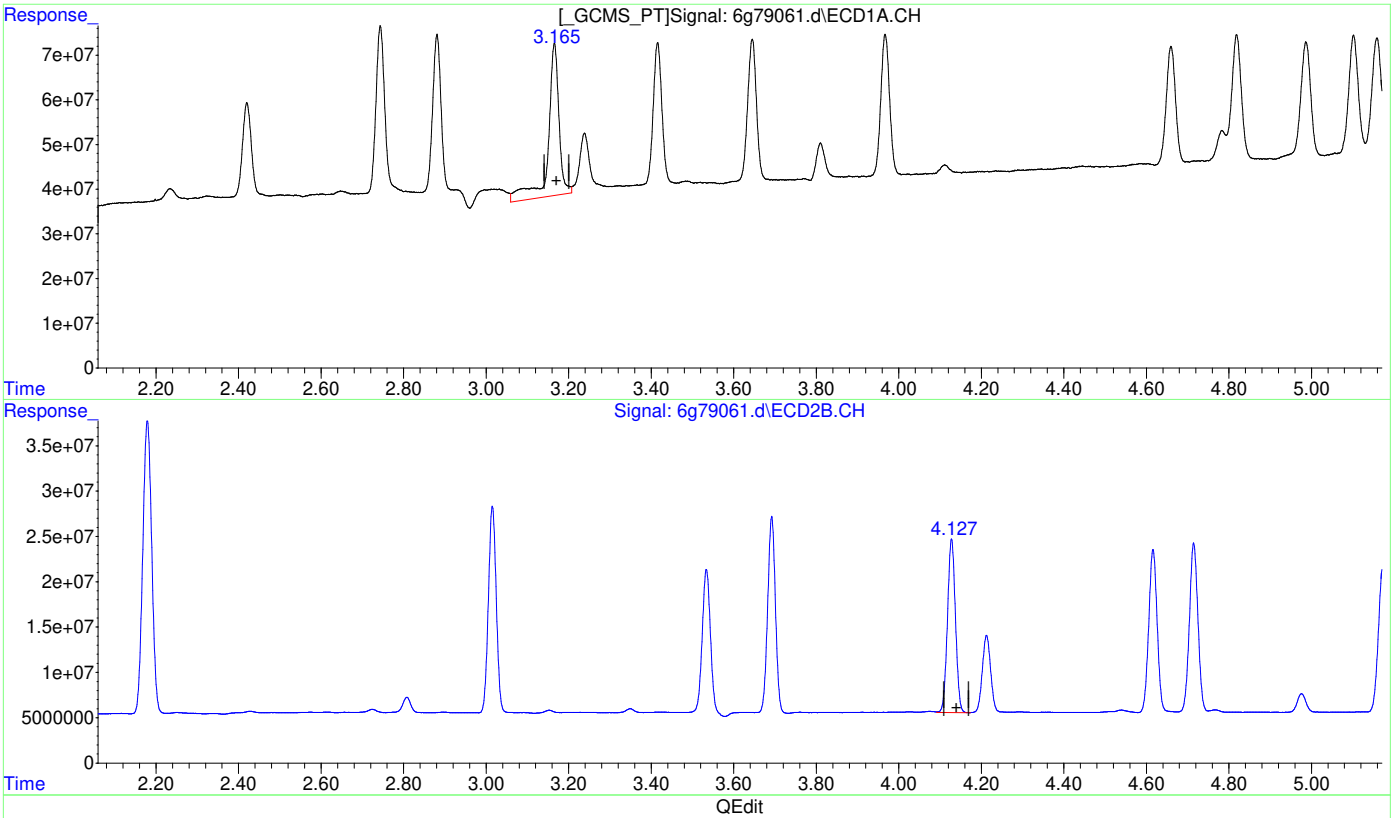

(5) gamma-BHC (MA)

3.166min 29.217 PPB

response 627355456

(5) gamma-BHC #2 (MA)

4.128min 22.152 PPB

response 256852266

(+) = Expected Retention Time

6PST2739.M Mon Aug 23 01:45:10 2021 Page: 1

Quantitation Report (Qedit)

Data Path : C:\msdchem\1\data\G6G2775\
Data File : 6g79061.d
Signal(s) : Signal #1: ECD1A.CH Signal #2: ECD2B.CH
Acq On : 23-Aug-21, 00:23:56
Operator : christp
Sample : op34973-ms
Misc : op34973,g6g2775,16.8,,,10,1
ALS Vial : 44 (Sig #1); 0 (Sig #2) Sample Multiplier: 1

Integration File signal 1: autoint1.e
Integration File signal 2: autoint2.e
Quant Time: Aug 23 01:44:22 2021
Quant Method : C:\MSDCHEM\1\METHODS\6PST2739.M
Quant Title : PEST/PCB
QLast Update : Mon Jul 19 00:05:28 2021
Response via : Initial Calibration
Integrator: ChemStation 6890 Scale Mode: Large solvent peaks clipped

Volume Inj. : 1ul
Signal #1 Phase : RTXCLP I Signal #2 Phase: RTX-CLP II
Signal #1 Info : 30mx.32mmx.32um Signal #2 Info : 30m x .32mm x .25um

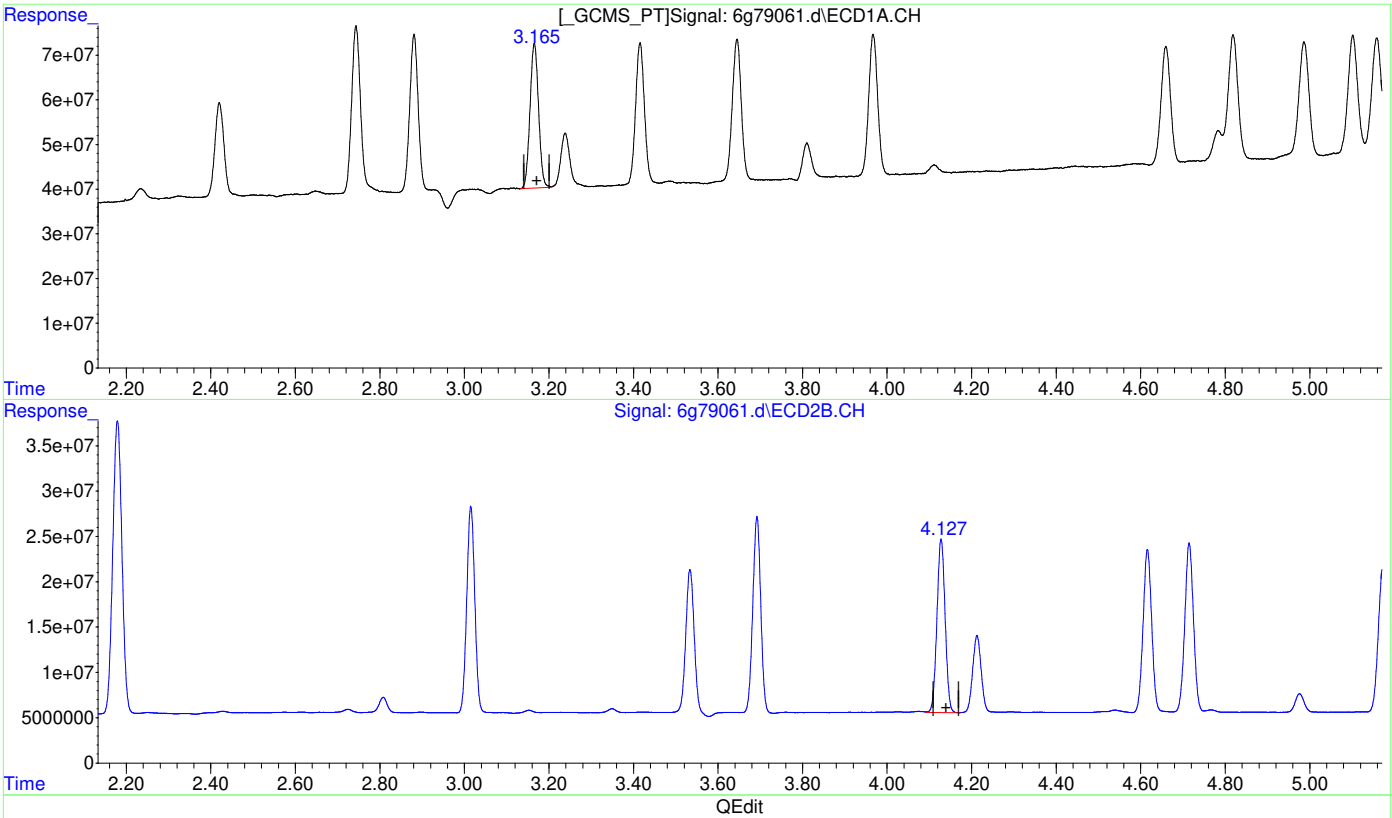

(5) gamma-BHC (MA)

3.165min 21.167 PPB m

response 454492973

(5) gamma-BHC #2 (MA)

4.128min 22.152 PPB

response 256852266

(+) = Expected Retention Time

6PST2739.M Mon Aug 23 01:45:23 2021 Page: 1

Quantitation Report (Qedit)

Data Path : C:\msdchem\1\data\G6G2775\
Data File : 6g79061.d
Signal(s) : Signal #1: ECD1A.CH Signal #2: ECD2B.CH
Acq On : 23-Aug-21, 00:23:56
Operator : christp
Sample : op34973-ms
Misc : op34973,g6g2775,16.8,,,10,1
ALS Vial : 44 (Sig #1); 0 (Sig #2) Sample Multiplier: 1

Integration File signal 1: autoint1.e
Integration File signal 2: autoint2.e
Quant Time: Aug 23 01:44:22 2021
Quant Method : C:\MSDCHEM\1\METHODS\6PST2739.M
Quant Title : PEST/PCB
QLast Update : Mon Jul 19 00:05:28 2021
Response via : Initial Calibration
Integrator: ChemStation 6890 Scale Mode: Large solvent peaks clipped

Volume Inj. : 1ul
Signal #1 Phase : RTXCLP I Signal #2 Phase: RTX-CLP II
Signal #1 Info : 30mx.32mmx.32um Signal #2 Info : 30m x .32mm x .25um

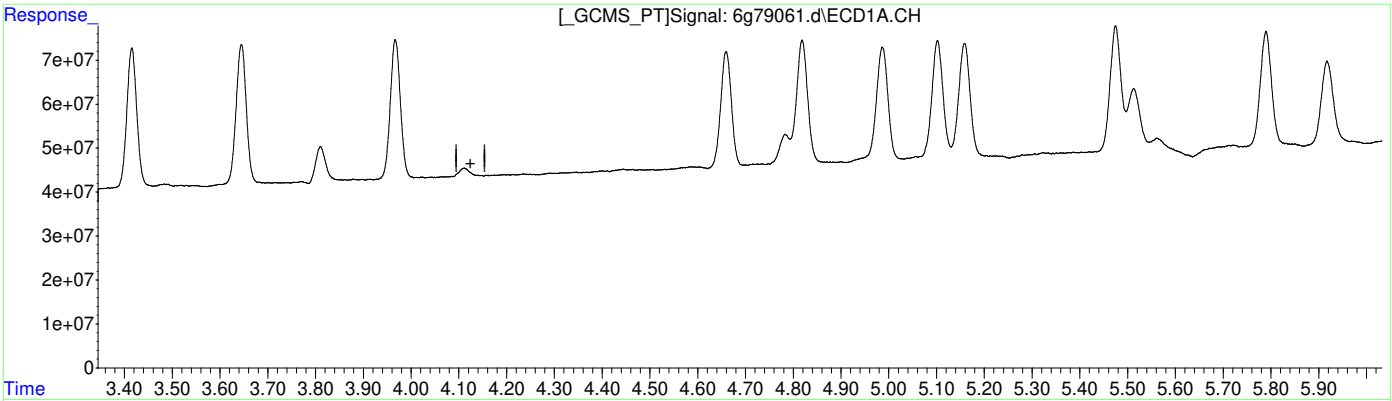

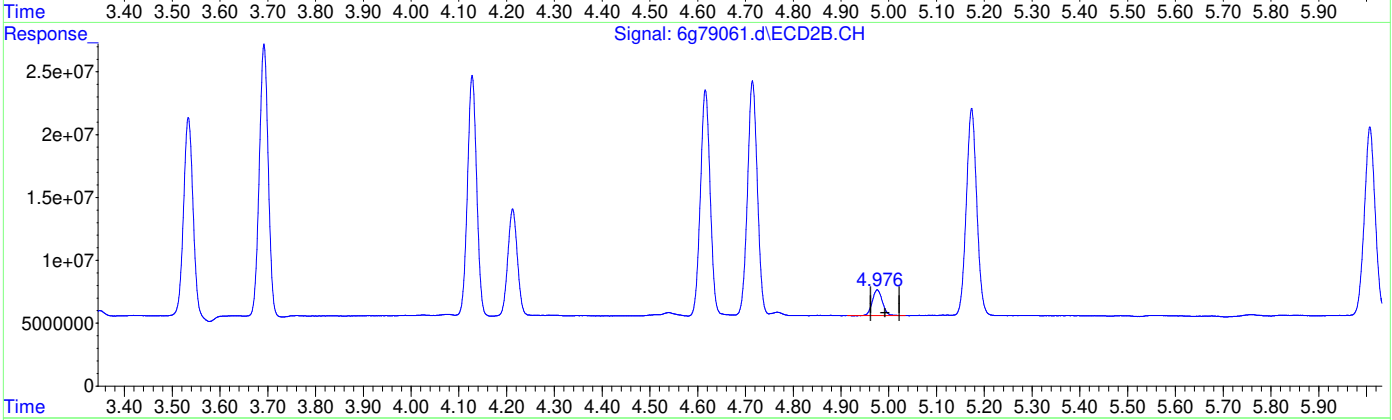

QEdit

(10) alachlor

4.464min 0.000 PPB m

response 0

(10) alachlor #2

4.976min 20.975 PPB

response 30186768

(+) = Expected Retention Time
6PST2739.M Mon Aug 23 01:45:36 2021

Quantitation Report (Qedit)

Data Path : C:\msdchem\1\data\G6G2775\
Data File : 6g79061.d
Signal(s) : Signal #1: ECD1A.CH Signal #2: ECD2B.CH
Acq On : 23-Aug-21, 00:23:56
Operator : christp
Sample : op34973-ms
Misc : op34973,g6g2775,16.8,,,10,1
ALS Vial : 44 (Sig #1); 0 (Sig #2) Sample Multiplier: 1

Integration File signal 1: autoint1.e
Integration File signal 2: autoint2.e
Quant Time: Aug 23 01:44:22 2021
Quant Method : C:\MSDCHEM\1\METHODS\6PST2739.M
Quant Title : PEST/PCB
QLast Update : Mon Jul 19 00:05:28 2021
Response via : Initial Calibration
Integrator: ChemStation 6890 Scale Mode: Large solvent peaks clipped

Volume Inj. : 1ul
Signal #1 Phase : RTXCLP I Signal #2 Phase: RTX-CLP II
Signal #1 Info : 30mx.32mmx.32um Signal #2 Info : 30m x .32mm x .25um

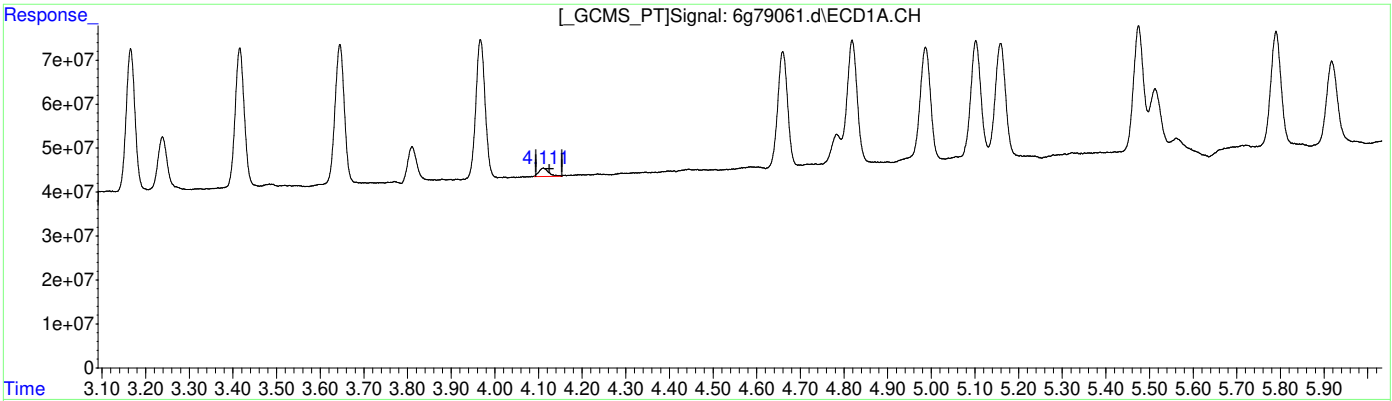

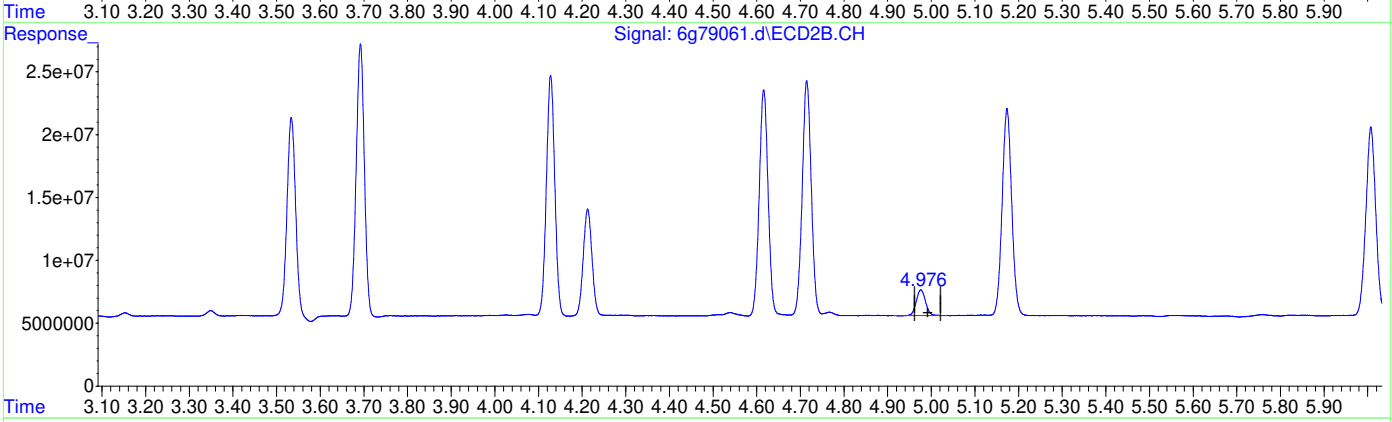

QEdit

(10) alachlor

4.111min 21.974 PPB m

response 29861665

(10) alachlor #2

4.976min 20.975 PPB

response 30186768

(+) = Expected Retention Time
6PST2739.M Mon Aug 23 01:45:49 2021

Quantitation Report (Qedit)

Data Path : C:\msdchem\1\data\G6G2775\
Data File : 6g79061.d
Signal(s) : Signal #1: ECD1A.CH Signal #2: ECD2B.CH
Acq On : 23-Aug-21, 00:23:56
Operator : christp
Sample : op34973-ms
Misc : op34973,g6g2775,16.8,,,10,1
ALS Vial : 44 (Sig #1); 0 (Sig #2) Sample Multiplier: 1

Integration File signal 1: autoint1.e
Integration File signal 2: autoint2.e
Quant Time: Aug 23 01:44:22 2021
Quant Method : C:\MSDCHEM\1\METHODS\6PST2739.M
Quant Title : PEST/PCB
QLast Update : Mon Jul 19 00:05:28 2021
Response via : Initial Calibration
Integrator: ChemStation 6890 Scale Mode: Large solvent peaks clipped

Volume Inj. : 1ul
Signal #1 Phase : RTXCLP I Signal #2 Phase: RTX-CLP II
Signal #1 Info : 30mx.32mmx.32um Signal #2 Info : 30m x .32mm x .25um

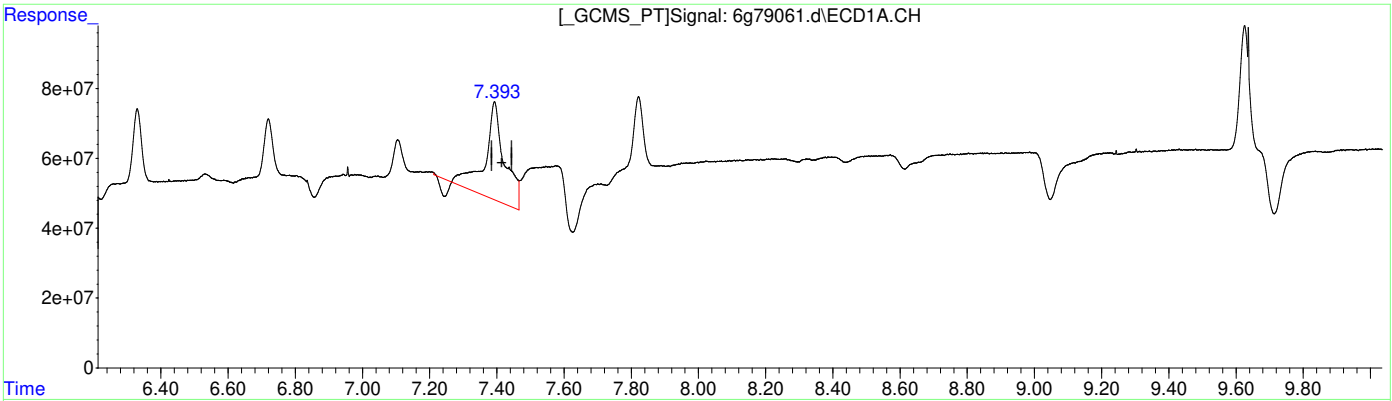

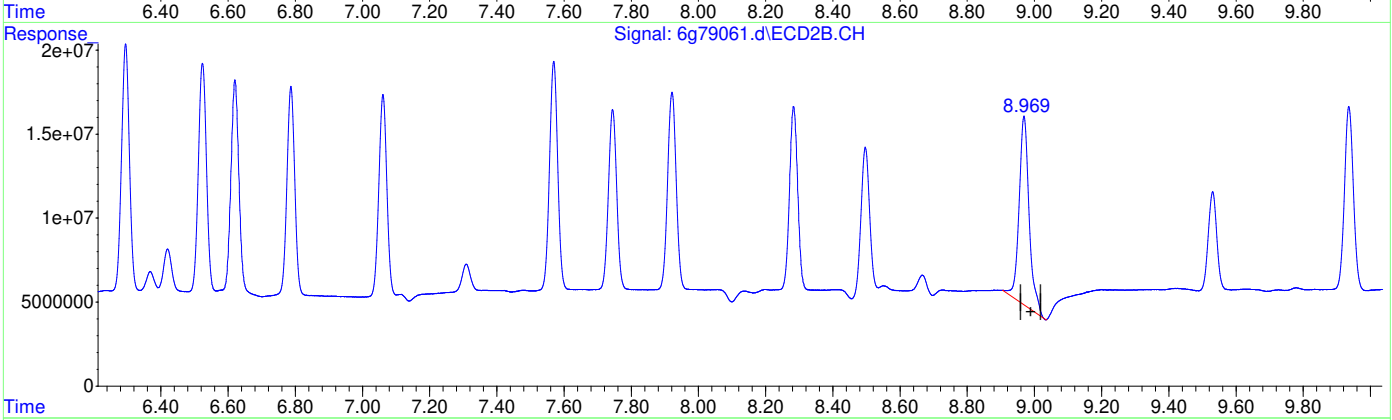

QEdit

(22) Endosulfan Sulfate (B)

7.393min 66.022 PPB

response 1092490869

(22) Endosulfan Sulfate #2 (B)

8.969min 28.791 PPB

response 233479122

(+) = Expected Retention Time
6PST2739.M Mon Aug 23 01:46:08 2021

Quantitation Report (Qedit)

Data Path : C:\msdchem\1\data\G6G2775\
Data File : 6g79061.d
Signal(s) : Signal #1: ECD1A.CH Signal #2: ECD2B.CH
Acq On : 23-Aug-21, 00:23:56
Operator : christp
Sample : op34973-ms
Misc : op34973,g6g2775,16.8,,,10,1
ALS Vial : 44 (Sig #1); 0 (Sig #2) Sample Multiplier: 1

Integration File signal 1: autoint1.e
Integration File signal 2: autoint2.e
Quant Time: Aug 23 01:44:22 2021
Quant Method : C:\MSDCHEM\1\METHODS\6PST2739.M
Quant Title : PEST/PCB
QLast Update : Mon Jul 19 00:05:28 2021
Response via : Initial Calibration
Integrator: ChemStation 6890 Scale Mode: Large solvent peaks clipped

Volume Inj. : 1ul
Signal #1 Phase : RTXCLP I Signal #2 Phase: RTX-CLP II
Signal #1 Info : 30mx.32mmx.32um Signal #2 Info : 30m x .32mm x .25um

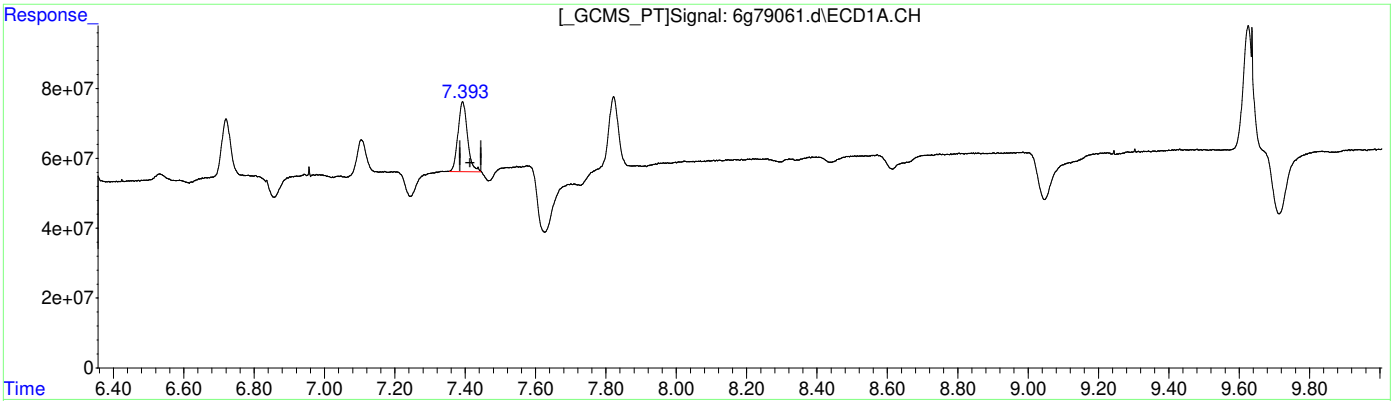

QEdit

(22) Endosulfan Sulfate (B)

7.393min 22.733 PPB m

response 376165753

(22) Endosulfan Sulfate #2 (B)

8.969min 23.557 PPB m

response 191028058

(+) = Expected Retention Time
6PST2739.M Mon Aug 23 01:46:30 2021

Quantitation Report (Qedit)

Data Path : C:\msdchem\1\data\G6G2775\
Data File : 6g79061.d
Signal(s) : Signal #1: ECD1A.CH Signal #2: ECD2B.CH
Acq On : 23-Aug-21, 00:23:56
Operator : christp
Sample : op34973-ms
Misc : op34973,g6g2775,16.8,,,10,1
ALS Vial : 44 (Sig #1); 0 (Sig #2) Sample Multiplier: 1

Integration File signal 1: autoint1.e
Integration File signal 2: autoint2.e
Quant Time: Aug 23 01:44:22 2021
Quant Method : C:\MSDCHEM\1\METHODS\6PST2739.M
Quant Title : PEST/PCB
QLast Update : Mon Jul 19 00:05:28 2021
Response via : Initial Calibration
Integrator: ChemStation 6890 Scale Mode: Large solvent peaks clipped

Volume Inj. : 1ul
Signal #1 Phase : RTXCLP I Signal #2 Phase: RTX-CLP II
Signal #1 Info : 30mx.32mmx.32um Signal #2 Info : 30m x .32mm x .25um

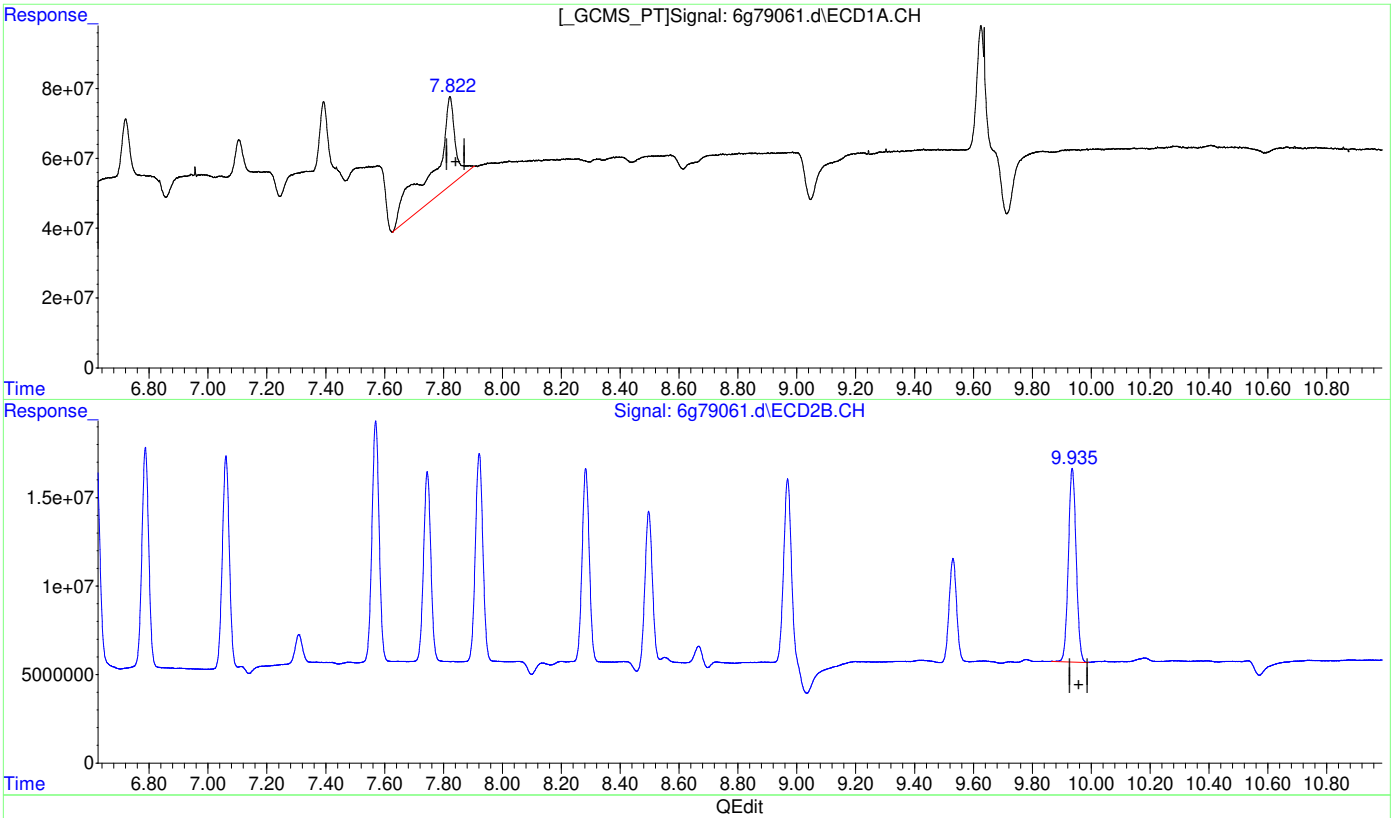

(25) Endrin Ketone (B)

7.822min 80.262 PPB

response 1325746787

(25) Endrin Ketone #2 (B)

9.936min 23.022 PPB

response 202012733

(+) = Expected Retention Time

Quantitation Report (Qedit)

Data Path : C:\msdchem\1\data\G6G2775\
Data File : 6g79061.d
Signal(s) : Signal #1: ECD1A.CH Signal #2: ECD2B.CH
Acq On : 23-Aug-21, 00:23:56
Operator : christp
Sample : op34973-ms
Misc : op34973,g6g2775,16.8,,,10,1
ALS Vial : 44 (Sig #1); 0 (Sig #2) Sample Multiplier: 1

Integration File signal 1: autoint1.e
Integration File signal 2: autoint2.e
Quant Time: Aug 23 01:44:22 2021
Quant Method : C:\MSDCHEM\1\METHODS\6PST2739.M
Quant Title : PEST/PCB
QLast Update : Mon Jul 19 00:05:28 2021
Response via : Initial Calibration
Integrator: ChemStation 6890 Scale Mode: Large solvent peaks clipped

Volume Inj. : 1ul
Signal #1 Phase : RTXCLP I Signal #2 Phase: RTX-CLP II
Signal #1 Info : 30mx.32mmx.32um Signal #2 Info : 30m x .32mm x .25um

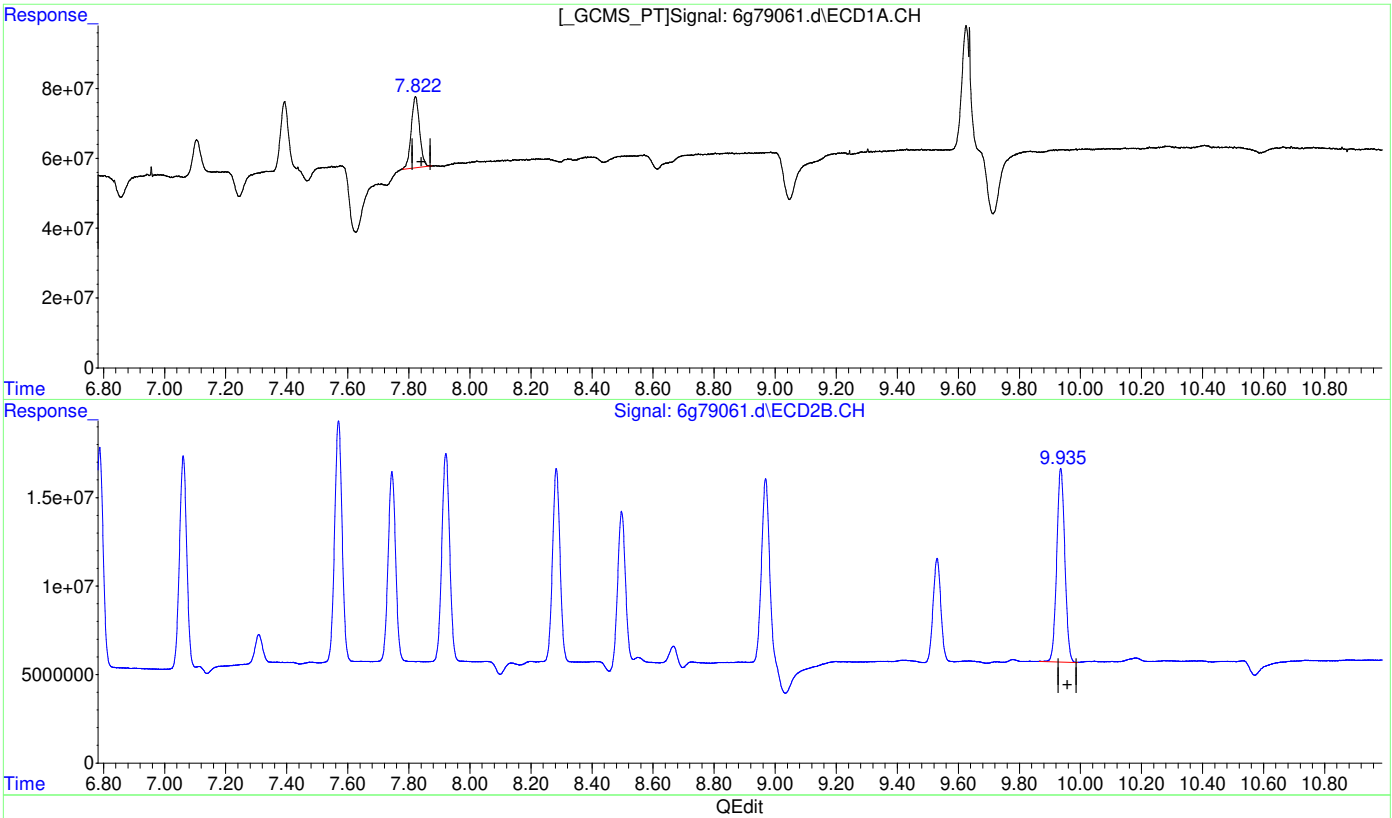

(25) Endrin Ketone (B)

7.822min 23.397 PPB m

response 386473607

(25) Endrin Ketone #2 (B)

9.936min 23.022 PPB

response 202012733

(+) = Expected Retention Time

Quantitation Report (Qedit)

Data Path : C:\msdchem\1\data\G6G2775\
Data File : 6g79061.d
Signal(s) : Signal #1: ECD1A.CH Signal #2: ECD2B.CH
Acq On : 23-Aug-21, 00:23:56
Operator : christp
Sample : op34973-ms
Misc : op34973,g6g2775,16.8,,,10,1
ALS Vial : 44 (Sig #1); 0 (Sig #2) Sample Multiplier: 1

Integration File signal 1: autoint1.e
Integration File signal 2: autoint2.e
Quant Time: Aug 23 01:44:22 2021
Quant Method : C:\MSDCHEM\1\METHODS\6PST2739.M
Quant Title : PEST/PCB
QLast Update : Mon Jul 19 00:05:28 2021
Response via : Initial Calibration
Integrator: ChemStation 6890 Scale Mode: Large solvent peaks clipped

Volume Inj. : 1ul
Signal #1 Phase : RTXCLP I Signal #2 Phase: RTX-CLP II
Signal #1 Info : 30mx.32mmx.32um Signal #2 Info : 30m x .32mm x .25um

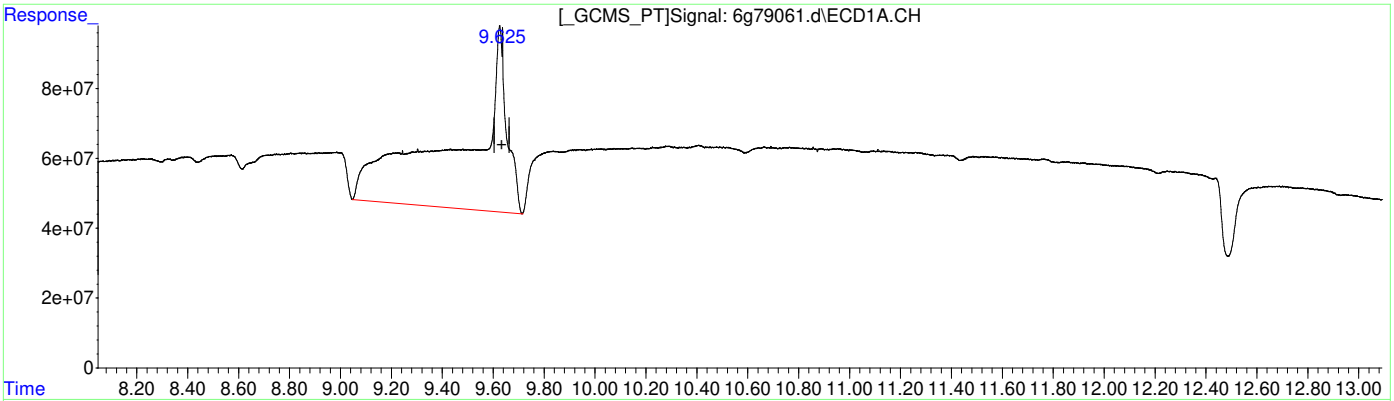

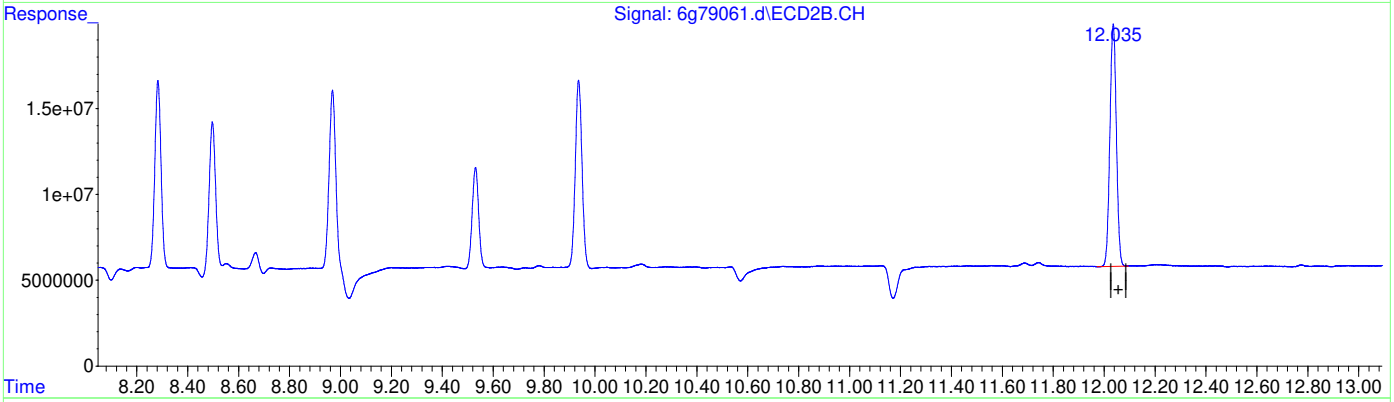

QEdit

(26) Decachlorobiphenyl (SA)

9.626min 336.879 PPB

response 6478143813

(26) Decachlorobiphenyl #2 (SA)

12.036min 39.155 PPB

response 248772664

(+) = Expected Retention Time
6PST2739.M Mon Aug 23 01:46:54 2021

Quantitation Report (Qedit)

Data Path : C:\msdchem\1\data\G6G2775\
Data File : 6g79061.d
Signal(s) : Signal #1: ECD1A.CH Signal #2: ECD2B.CH
Acq On : 23-Aug-21, 00:23:56
Operator : christp
Sample : op34973-ms
Misc : op34973,g6g2775,16.8,,,10,1
ALS Vial : 44 (Sig #1); 0 (Sig #2) Sample Multiplier: 1

Integration File signal 1: autoint1.e
Integration File signal 2: autoint2.e
Quant Time: Aug 23 01:44:22 2021
Quant Method : C:\MSDCHEM\1\METHODS\6PST2739.M
Quant Title : PEST/PCB
QLast Update : Mon Jul 19 00:05:28 2021
Response via : Initial Calibration
Integrator: ChemStation 6890 Scale Mode: Large solvent peaks clipped

Volume Inj. : 1ul
Signal #1 Phase : RTXCLP I Signal #2 Phase: RTX-CLP II
Signal #1 Info : 30mx.32mmx.32um Signal #2 Info : 30m x .32mm x .25um

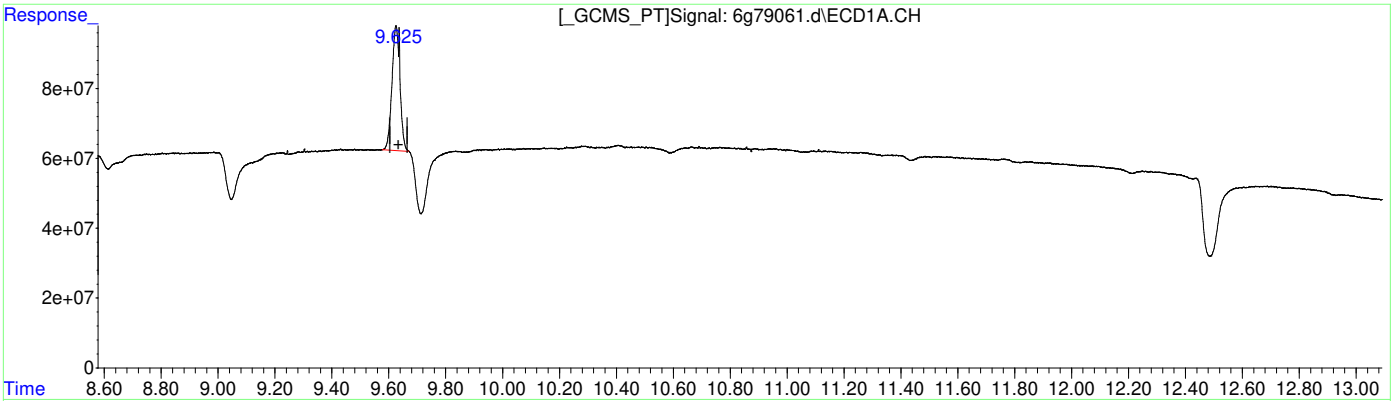

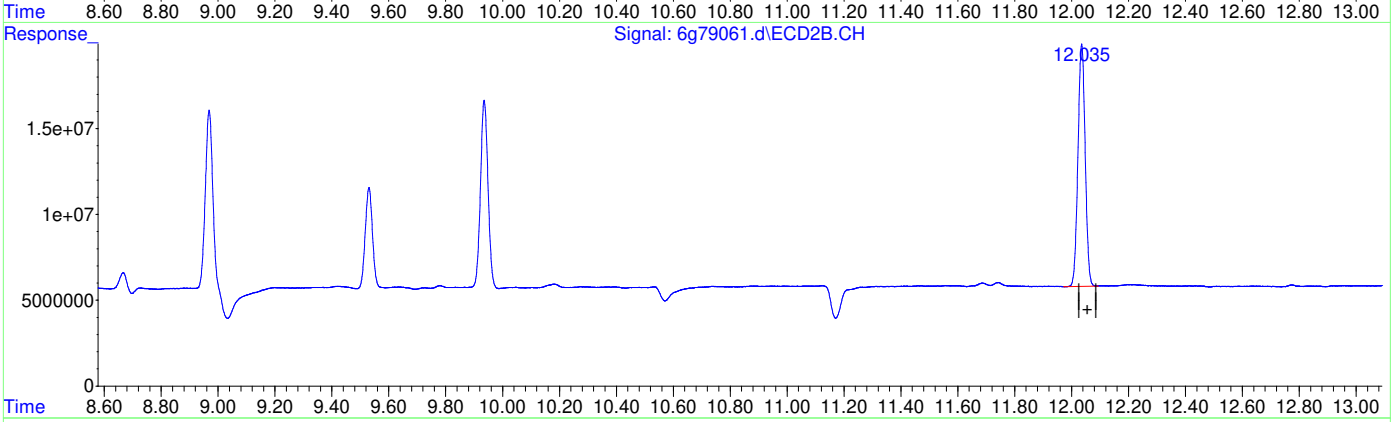

QEdit

(26) Decachlorobiphenyl (SA)

9.625min 36.722 PPB m

response 706160917

(26) Decachlorobiphenyl #2 (SA)

12.036min 39.155 PPB

response 248772664

(+) = Expected Retention Time
6PST2739.M Mon Aug 23 01:47:05 2021

Manual Integrations APPROVED (compounds with "m" flag)
Gwendolyn Burns 08/23/21 08:16

Quantitation Report (QT Reviewed)

Data Path : C:\msdchem\1\data\G6G2775\
Data File : 6g79062.d
Signal(s) : Signal #1: ECD1A.CH Signal #2: ECD2B.CH
Acq On : 23-Aug-21, 00:41:27
Operator : christp
Sample : op34973-msd
Misc : op34973,g6g2775,15.9,,,10,1
ALS Vial : 45 (Sig #1); 0 (Sig #2) Sample Multiplier: 1

Integration File signal 1: autoint1.e
Integration File signal 2: autoint2.e
Quant Time: Aug 23 01:49:03 2021
Quant Method : C:\MSDCHEM\1\METHODS\6PST2739.M
Quant Title : PEST/PCB
QLast Update : Mon Jul 19 00:05:28 2021
Response via : Initial Calibration
Integrator: ChemStation 6890 Scale Mode: Large solvent peaks clipped

Volume Inj. : 1ul
Signal #1 Phase : RTXCLP I Signal #2 Phase: RTX-CLP II
Signal #1 Info : 30mx.32mmx.32um Signal #2 Info : 30m x .32mm x .25um

		Compound	RT#1	RT#2	Resp#1	Resp#2	PPB	PPB	
		Internal Standards							
1)	I	1-bromo-2...	1.832	2.180	781.7E6	483.4E6	50.000	50.000	
27)	I	1-bromo-2...	1.832	2.180	781.7E6	483.4E6	50.000	50.000	
33)	I	1-bromo-2...	1.832	2.180	781.7E6	483.4E6	50.000	50.000	
		System Monitoring Compounds							
2)	SAB	Tetrachlo...	2.420	3.017	375.5E6	332.3E6	41.972	39.854	
		Spiked Amount 40.000	Range 30 - 150		Recovery = 104.93%		99.63%		
26)	SA	Decachlor...	9.623	12.036f	785.2E6	284.0E6	41.362m	44.907	
		Spiked Amount 40.000			Recovery = 103.41%		112.27%		
		Target Compounds							
3)		hexachlor...	2.742	3.535	614.4E6	240.2E6	24.474	24.075	
4)	A	alpha-BHC	2.879	3.693	555.0E6	315.7E6	23.897	25.077	
5)	MA	gamma-BHC	3.164	4.129	547.7E6	288.9E6	25.835	25.039	
6)	MA	Heptachlor	3.643	4.716	526.4E6	297.9E6	25.913	26.703	
7)	B	beta-BHC	3.237	4.214	210.8E6	132.7E6	25.083	24.679	
8)	B	delta-BHC	3.415	4.617	524.5E6	283.7E6	25.194	26.670	
9)	MB	Aldrin	3.966	5.174f	522.9E6	278.4E6	25.149	25.617	
10)		alachlor	4.112	4.977	33783867	33075764	25.181m	23.092	
11)	B	Heptachlo...	4.657	6.009f	478.1E6	263.2E6	23.824	26.053	
12)	B	gamma-Chl...	4.817	6.296f	521.0E6	267.8E6	26.117	25.378	
13)	B	alpha-Chl...	4.985	6.524f	475.7E6	255.1E6	24.718	25.795	
14)	A	Endosulfan I	5.157	6.621f	484.4E6	235.8E6	25.627	24.351	
15)	B	4,4'-DDE	5.100	6.788f	487.4E6	216.6E6	26.056	21.421	
16)	MA	Dieldrin	5.470f	7.062f	623.1E6	200.9E6	31.547	20.149	#
17)	MA	Endrin	5.789	7.570f	478.0E6	243.9E6	25.888	26.288	
18)	A	4,4'-DDD	5.916	7.745f	375.4E6	202.6E6	25.999	25.109	
19)	B	Endosulfa...	6.103	7.922f	398.8E6	230.8E6	23.505	26.697	
20)	MA	4,4'-DDT	6.328	8.284f	412.6E6	206.8E6	27.266	26.088	
21)	B	Endrin Al...	6.719f	8.497f	346.6E6	159.7E6	24.929	22.447	
22)	B	Endosulfa...	7.391f	8.968f	416.8E6	219.0E6	25.510m	27.135	
23)	A	Methoxychlor	7.104	9.531f	207.0E6	110.9E6	30.311	28.118	
25)	B	Endrin Ke...	7.819f	9.936f	441.4E6	219.0E6	27.066m	25.080	
		Sum Toxaphene			0	0	N.D.	N.D.	
		Average Toxaphene					0.000	0.000	
		SemiQuant Compounds - Not Calibrated on this Instrument							

(f)=RT Delta > 1/2 Window (#)=Amounts differ by > 25% (m)=manual int.

11.4.2 11

Quantitation Report (QT Reviewed)

Data Path : C:\msdchem\1\data\G6G2775\
Data File : 6g79062.d
Signal(s) : Signal #1: ECD1A.CH Signal #2: ECD2B.CH
Acq On : 23-Aug-21, 00:41:27
Operator : christp
Sample : op34973-msd
Misc : op34973,g6g2775,15.9,,,10,1
ALS Vial : 45 (Sig #1); 0 (Sig #2) Sample Multiplier: 1

Integration File signal 1: autoint1.e
Integration File signal 2: autoint2.e
Quant Time: Aug 23 01:49:03 2021
Quant Method : C:\MSDCHEM\1\METHODS\6PST2739.M
Quant Title : PEST/PCB
QLast Update : Mon Jul 19 00:05:28 2021
Response via : Initial Calibration
Integrator: ChemStation 6890 Scale Mode: Large solvent peaks clipped

Volume Inj. : 1ul
Signal #1 Phase : RTXCLP I Signal #2 Phase: RTX-CLP II
Signal #1 Info : 30mx.32mmx.32um Signal #2 Info : 30m x .32mm x .25um

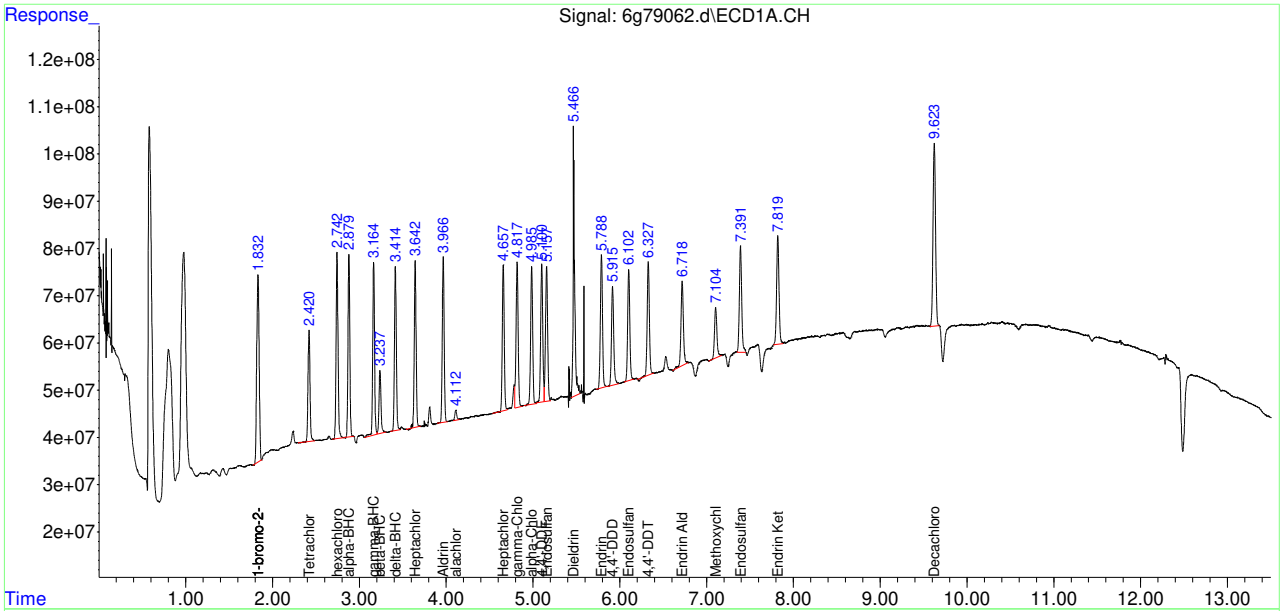

Manual Integration Approval Summary

Sample Number: OP34973-MSD
Lab FileID: 6G79062.D
Injection Time: 08/23/21 00:41
Method: SW846 8081B
Analyst approved: 08/23/21 01:55 Christine Phillips
Supervisor approved: 08/23/21 08:16 Gwendolyn Burns

Parameter	CAS	Sig#	R.T. (min.)	Reason
Alachlor	15972-60-8	1	4.11	Poorly defined baseline
Endosulfan sulfate	1031-07-8	1	7.39	Poorly defined baseline
Endrin ketone	53494-70-5	1	7.82	Poorly defined baseline
Decachlorobiphenyl	2051-24-3	1	9.62	Poorly defined baseline

Quantitation Report (Qedit)

Data Path : C:\msdchem\1\data\G6G2775\
Data File : 6g79062.d
Signal(s) : Signal #1: ECD1A.CH Signal #2: ECD2B.CH
Acq On : 23-Aug-21, 00:41:27
Operator : christp
Sample : op34973-msd
Misc : op34973,g6g2775,15.9,,,10,1
ALS Vial : 45 (Sig #1); 0 (Sig #2) Sample Multiplier: 1

Integration File signal 1: autoint1.e
Integration File signal 2: autoint2.e
Quant Time: Aug 23 01:47:20 2021
Quant Method : C:\MSDCHEM\1\METHODS\6PST2739.M
Quant Title : PEST/PCB
QLast Update : Mon Jul 19 00:05:28 2021
Response via : Initial Calibration
Integrator: ChemStation 6890 Scale Mode: Large solvent peaks clipped

Volume Inj. : 1ul
Signal #1 Phase : RTXCLP I Signal #2 Phase: RTX-CLP II
Signal #1 Info : 30mx.32mmx.32um Signal #2 Info : 30m x .32mm x .25um

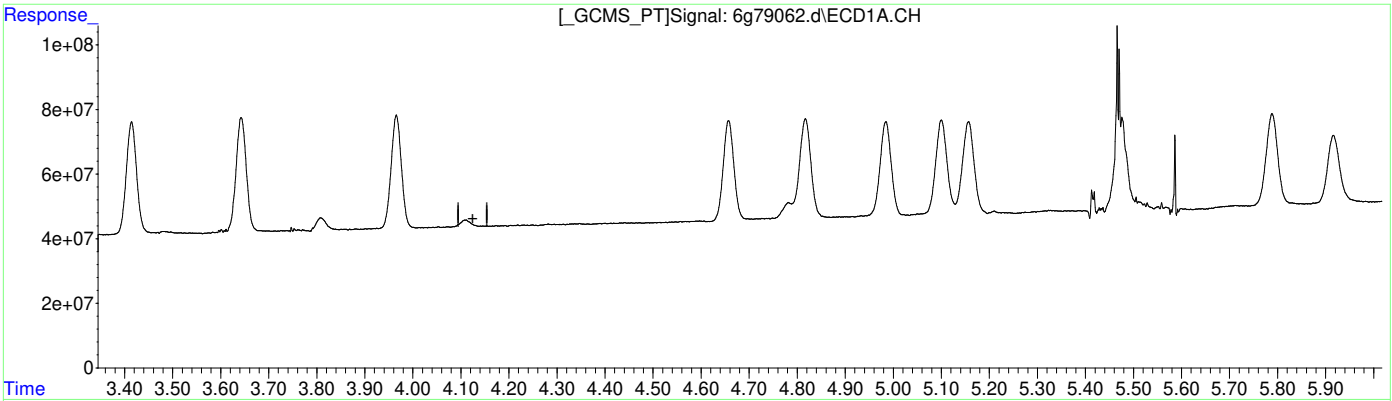

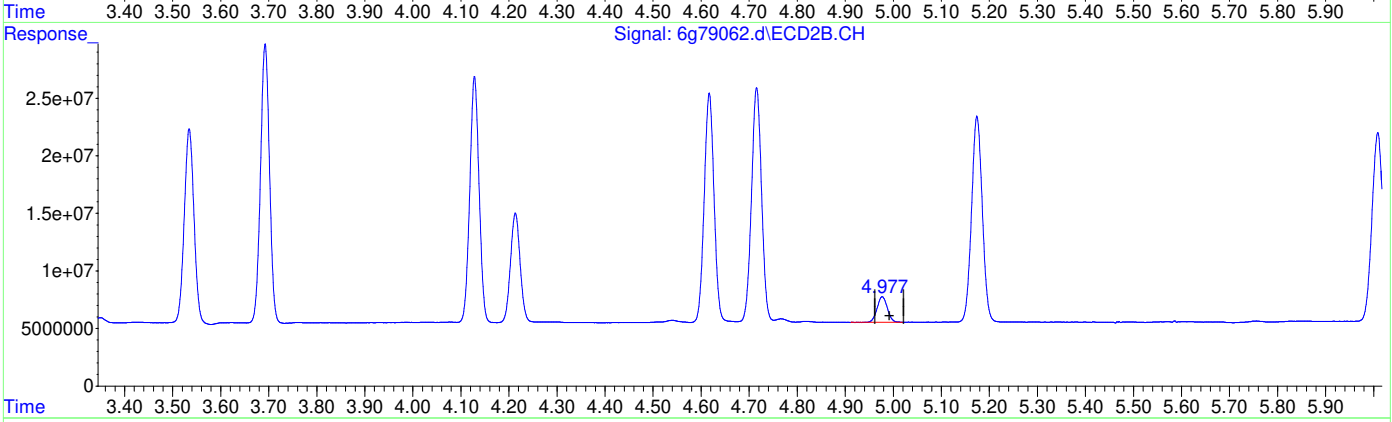

QEdit

(10) alachlor

4.112min 0.000 PPB m

response 0

(10) alachlor #2

4.977min 23.092 PPB

response 33075764

(+) = Expected Retention Time
6PST2739.M Mon Aug 23 01:47:39 2021

Quantitation Report (Qedit)

Data Path : C:\msdchem\1\data\G6G2775\
Data File : 6g79062.d
Signal(s) : Signal #1: ECD1A.CH Signal #2: ECD2B.CH
Acq On : 23-Aug-21, 00:41:27
Operator : christp
Sample : op34973-msd
Misc : op34973,g6g2775,15.9,,,10,1
ALS Vial : 45 (Sig #1); 0 (Sig #2) Sample Multiplier: 1

Integration File signal 1: autoint1.e
Integration File signal 2: autoint2.e
Quant Time: Aug 23 01:47:20 2021
Quant Method : C:\MSDCHEM\1\METHODS\6PST2739.M
Quant Title : PEST/PCB
QLast Update : Mon Jul 19 00:05:28 2021
Response via : Initial Calibration
Integrator: ChemStation 6890 Scale Mode: Large solvent peaks clipped

Volume Inj. : 1ul
Signal #1 Phase : RTXCLP I Signal #2 Phase: RTX-CLP II
Signal #1 Info : 30mx.32mmx.32um Signal #2 Info : 30m x .32mm x .25um

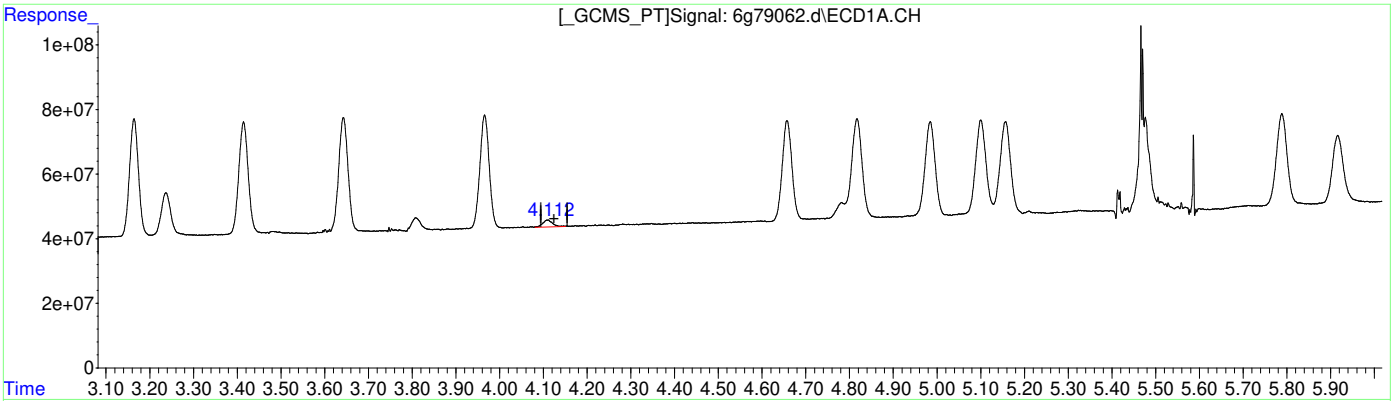

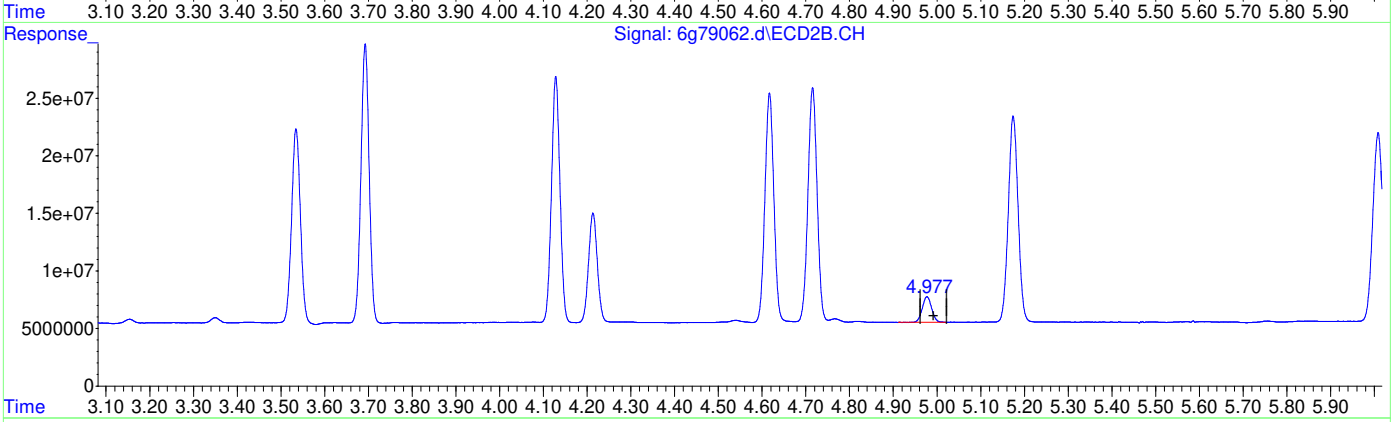

QEdit

(10) alachlor

4.112min 25.181 PPB m

response 33783867

(10) alachlor #2

4.977min 23.092 PPB

response 33075764

(+) = Expected Retention Time
6PST2739.M Mon Aug 23 01:47:49 2021

Quantitation Report (Qedit)

Data Path : C:\msdchem\1\data\G6G2775\
Data File : 6g79062.d
Signal(s) : Signal #1: ECD1A.CH Signal #2: ECD2B.CH
Acq On : 23-Aug-21, 00:41:27
Operator : christp
Sample : op34973-msd
Misc : op34973,g6g2775,15.9,,,10,1
ALS Vial : 45 (Sig #1); 0 (Sig #2) Sample Multiplier: 1

Integration File signal 1: autoint1.e
Integration File signal 2: autoint2.e
Quant Time: Aug 23 01:47:20 2021
Quant Method : C:\MSDCHEM\1\METHODS\6PST2739.M
Quant Title : PEST/PCB
QLast Update : Mon Jul 19 00:05:28 2021
Response via : Initial Calibration
Integrator: ChemStation 6890 Scale Mode: Large solvent peaks clipped

Volume Inj. : 1ul
Signal #1 Phase : RTXCLP I Signal #2 Phase: RTX-CLP II
Signal #1 Info : 30mx.32mmx.32um Signal #2 Info : 30m x .32mm x .25um

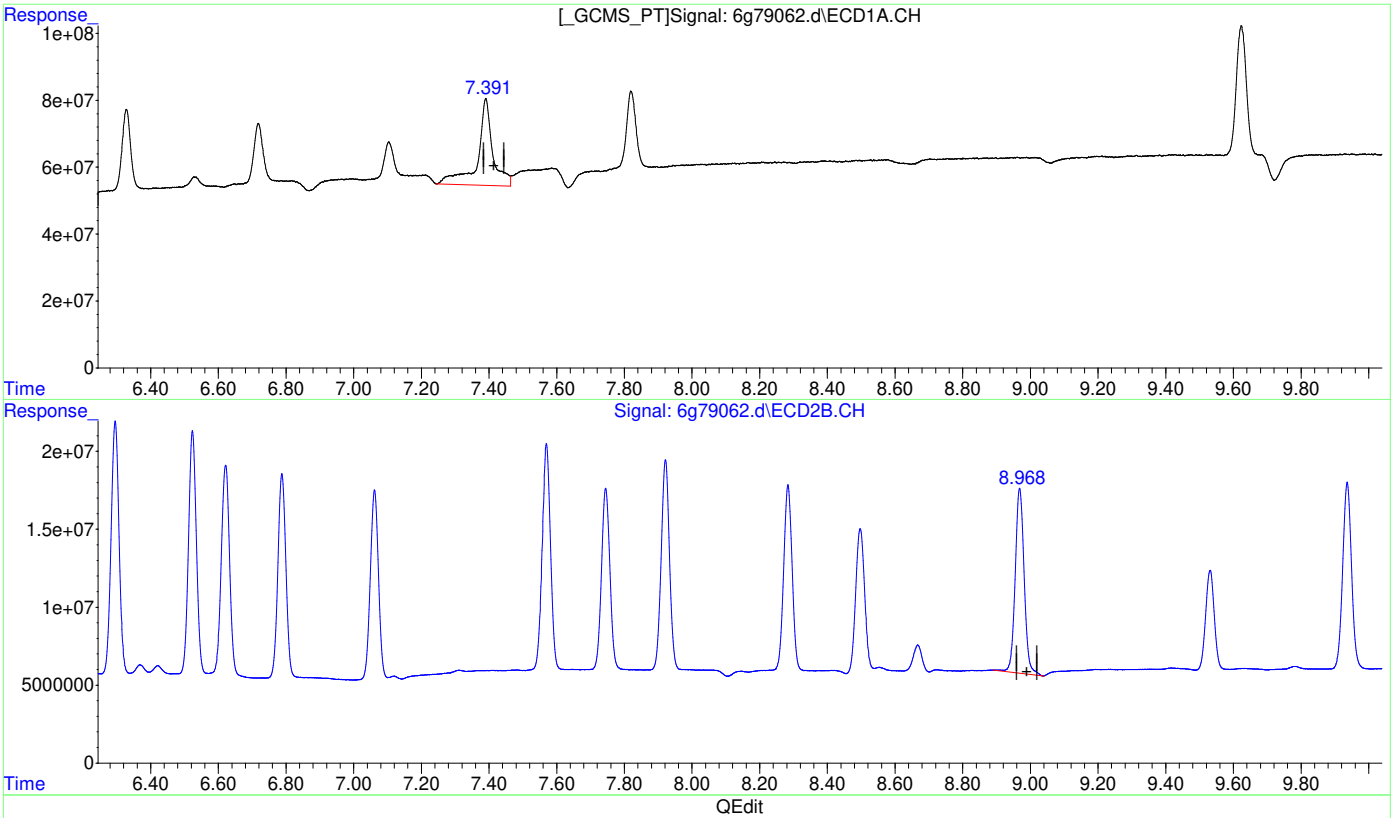

(22) Endosulfan Sulfate (B)

7.391min 49.331 PPB

response 805904829

(22) Endosulfan Sulfate #2 (B)

8.968min 27.135 PPB

response 218997946

(+) = Expected Retention Time
6PST2739.M Mon Aug 23 01:48:07 2021

Quantitation Report (Qedit)

Data Path : C:\msdchem\1\data\G6G2775\
Data File : 6g79062.d
Signal(s) : Signal #1: ECD1A.CH Signal #2: ECD2B.CH
Acq On : 23-Aug-21, 00:41:27
Operator : christp
Sample : op34973-msd
Misc : op34973,g6g2775,15.9,,,10,1
ALS Vial : 45 (Sig #1); 0 (Sig #2) Sample Multiplier: 1

Integration File signal 1: autoint1.e
Integration File signal 2: autoint2.e
Quant Time: Aug 23 01:47:20 2021
Quant Method : C:\MSDCHEM\1\METHODS\6PST2739.M
Quant Title : PEST/PCB
QLast Update : Mon Jul 19 00:05:28 2021
Response via : Initial Calibration
Integrator: ChemStation 6890 Scale Mode: Large solvent peaks clipped

Volume Inj. : 1ul
Signal #1 Phase : RTXCLP I Signal #2 Phase: RTX-CLP II
Signal #1 Info : 30mx.32mmx.32um Signal #2 Info : 30m x .32mm x .25um

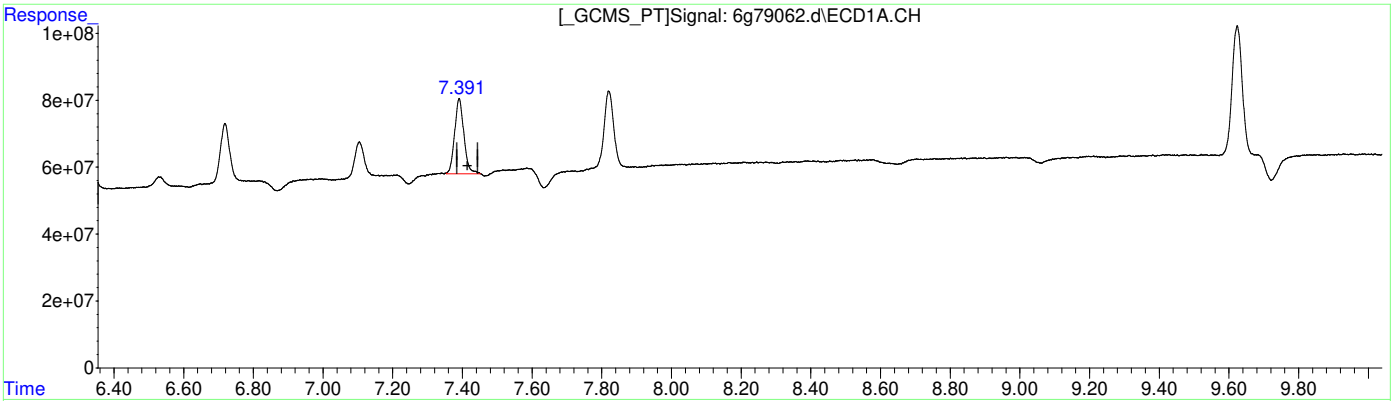

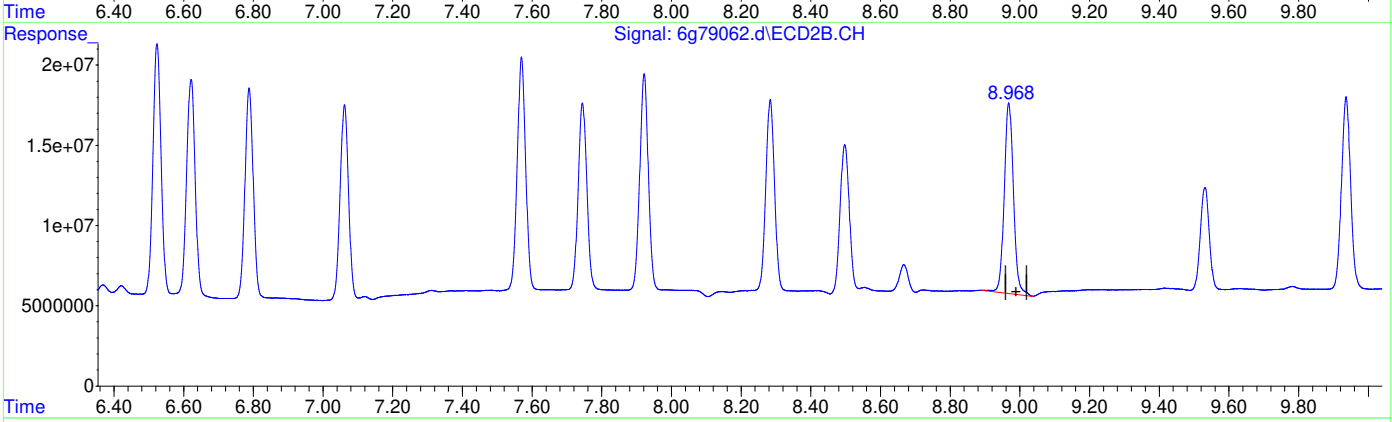

QEdit

(22) Endosulfan Sulfate (B)

7.391min 25.510 PPB m

response 416750974

(22) Endosulfan Sulfate #2 (B)

8.968min 27.135 PPB

response 218997946

(+) = Expected Retention Time
6PST2739.M Mon Aug 23 01:48:17 2021

Quantitation Report (Qedit)

Data Path : C:\msdchem\1\data\G6G2775\
Data File : 6g79062.d
Signal(s) : Signal #1: ECD1A.CH Signal #2: ECD2B.CH
Acq On : 23-Aug-21, 00:41:27
Operator : christp
Sample : op34973-msd
Misc : op34973,g6g2775,15.9,,,10,1
ALS Vial : 45 (Sig #1); 0 (Sig #2) Sample Multiplier: 1

Integration File signal 1: autoint1.e
Integration File signal 2: autoint2.e
Quant Time: Aug 23 01:47:20 2021
Quant Method : C:\MSDCHEM\1\METHODS\6PST2739.M
Quant Title : PEST/PCB
QLast Update : Mon Jul 19 00:05:28 2021
Response via : Initial Calibration
Integrator: ChemStation 6890 Scale Mode: Large solvent peaks clipped

Volume Inj. : 1ul
Signal #1 Phase : RTXCLP I Signal #2 Phase: RTX-CLP II
Signal #1 Info : 30mx.32mmx.32um Signal #2 Info : 30m x .32mm x .25um

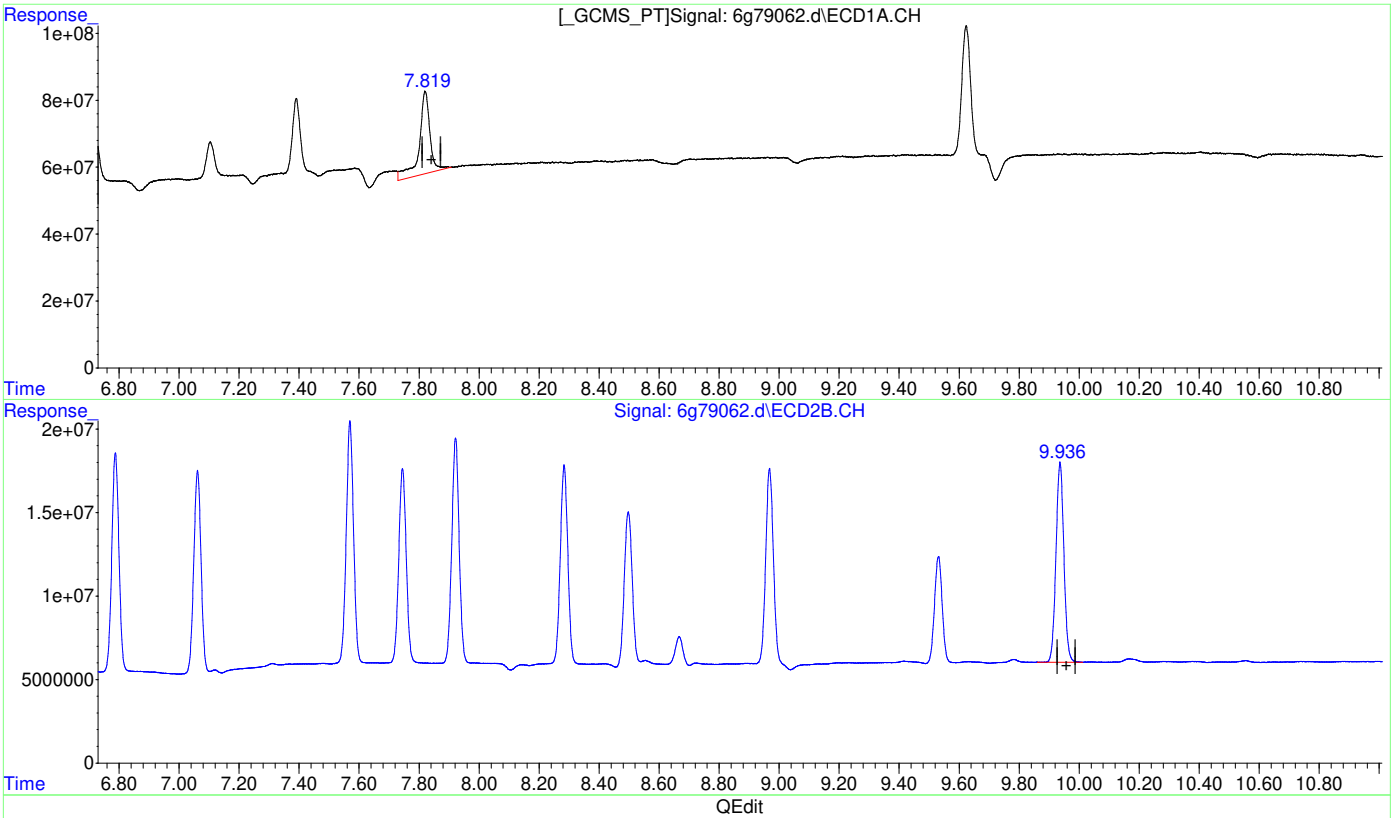

(25) Endrin Ketone (B)

7.820min 37.680 PPB

response 614456673

(25) Endrin Ketone #2 (B)

9.936min 25.080 PPB

response 219022950

(+) = Expected Retention Time

Quantitation Report (Qedit)

Data Path : C:\msdchem\1\data\G6G2775\
Data File : 6g79062.d
Signal(s) : Signal #1: ECD1A.CH Signal #2: ECD2B.CH
Acq On : 23-Aug-21, 00:41:27
Operator : christp
Sample : op34973-msd
Misc : op34973,g6g2775,15.9,,,10,1
ALS Vial : 45 (Sig #1); 0 (Sig #2) Sample Multiplier: 1

Integration File signal 1: autoint1.e
Integration File signal 2: autoint2.e
Quant Time: Aug 23 01:47:20 2021
Quant Method : C:\MSDCHEM\1\METHODS\6PST2739.M
Quant Title : PEST/PCB
QLast Update : Mon Jul 19 00:05:28 2021
Response via : Initial Calibration
Integrator: ChemStation 6890 Scale Mode: Large solvent peaks clipped

Volume Inj. : 1ul
Signal #1 Phase : RTXCLP I Signal #2 Phase: RTX-CLP II
Signal #1 Info : 30mx.32mmx.32um Signal #2 Info : 30m x .32mm x .25um

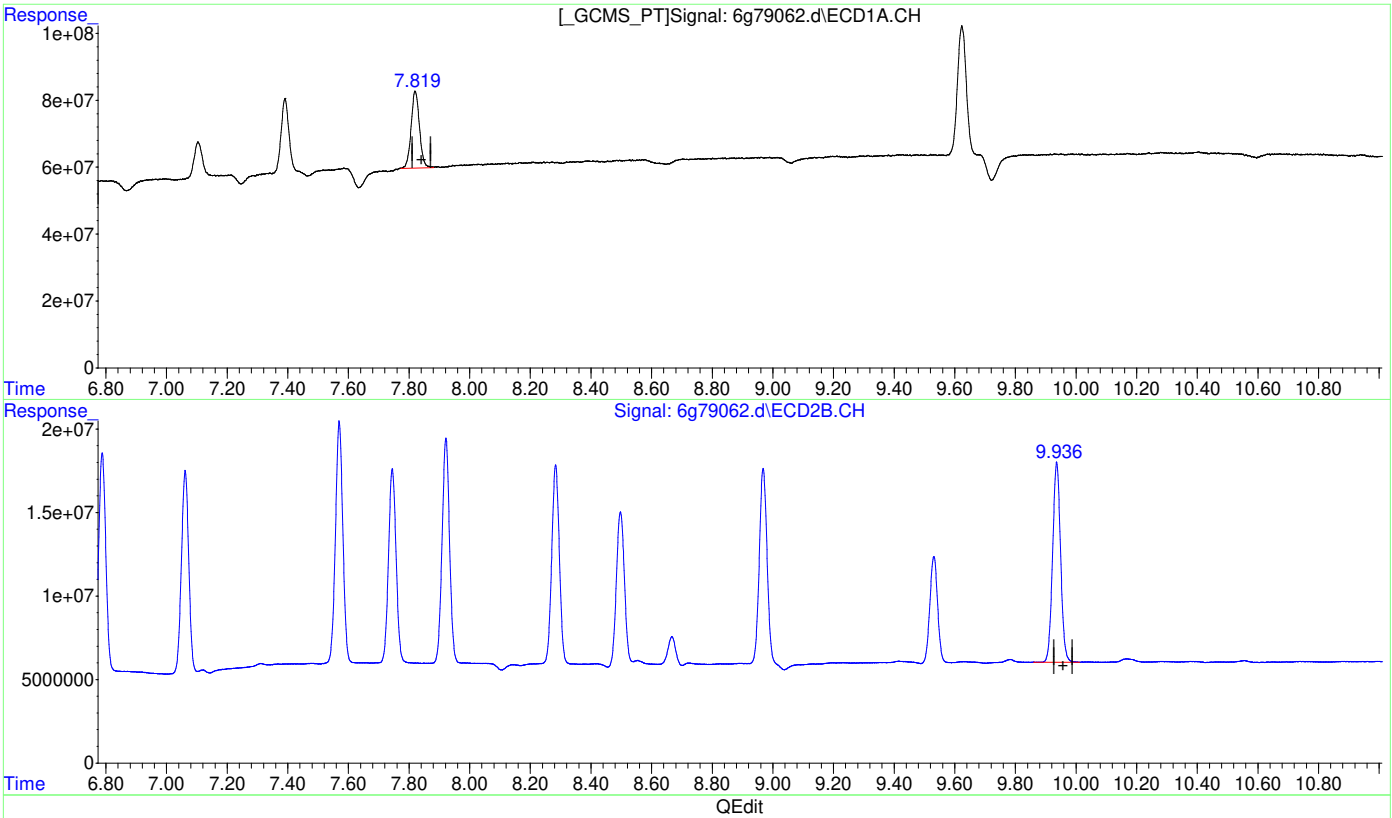

(25) Endrin Ketone (B)

7.819min 27.066 PPB m

response 441378685

(25) Endrin Ketone #2 (B)

9.936min 25.080 PPB

response 219022950

(+) = Expected Retention Time
6PST2739.M Mon Aug 23 01:48:37 2021

Quantitation Report (Qedit)

Data Path : C:\msdchem\1\data\G6G2775\
Data File : 6g79062.d
Signal(s) : Signal #1: ECD1A.CH Signal #2: ECD2B.CH
Acq On : 23-Aug-21, 00:41:27
Operator : christp
Sample : op34973-msd
Misc : op34973,g6g2775,15.9,,,10,1
ALS Vial : 45 (Sig #1); 0 (Sig #2) Sample Multiplier: 1

Integration File signal 1: autoint1.e
Integration File signal 2: autoint2.e
Quant Time: Aug 23 01:47:20 2021
Quant Method : C:\MSDCHEM\1\METHODS\6PST2739.M
Quant Title : PEST/PCB
QLast Update : Mon Jul 19 00:05:28 2021
Response via : Initial Calibration
Integrator: ChemStation 6890 Scale Mode: Large solvent peaks clipped

Volume Inj. : 1ul
Signal #1 Phase : RTXCLP I Signal #2 Phase: RTX-CLP II
Signal #1 Info : 30mx.32mmx.32um Signal #2 Info : 30m x .32mm x .25um

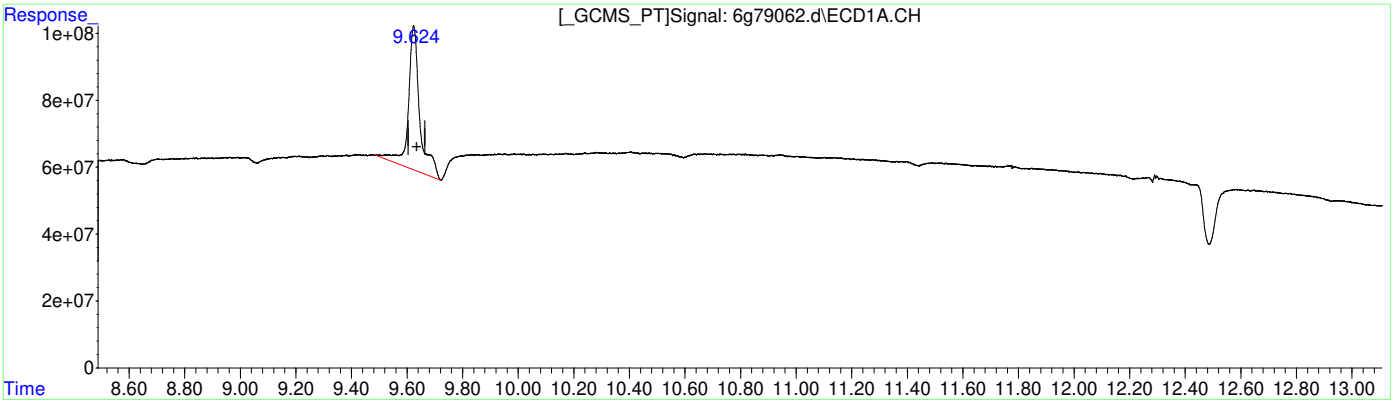

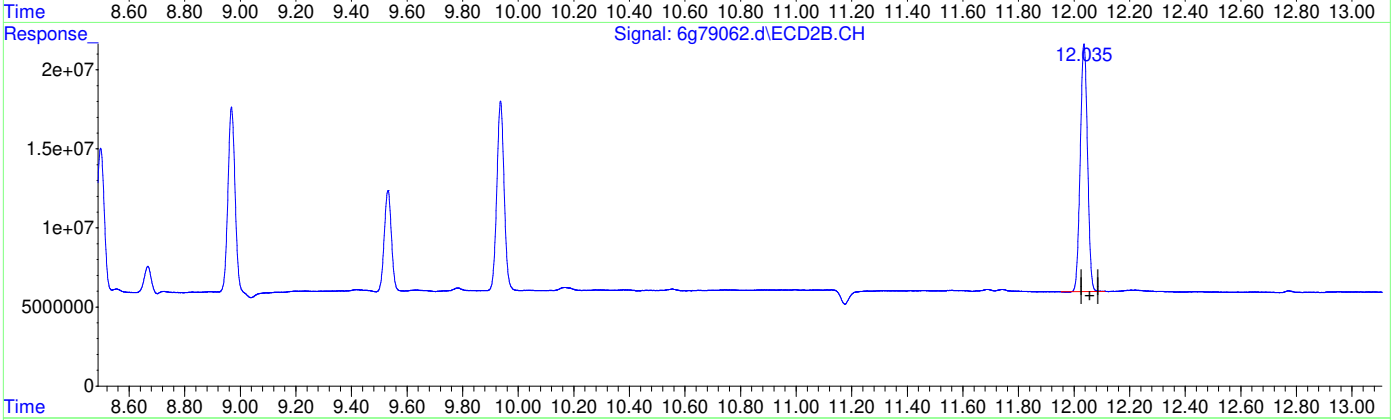

QEdit

(26) Decachlorobiphenyl (SA)

9.624min 65.192 PPB

response 1237655538

(26) Decachlorobiphenyl #2 (SA)

12.036min 44.907 PPB

response 283954892

(+) = Expected Retention Time

Quantitation Report (Qedit)

Data Path : C:\msdchem\1\data\G6G2775\
Data File : 6g79062.d
Signal(s) : Signal #1: ECD1A.CH Signal #2: ECD2B.CH
Acq On : 23-Aug-21, 00:41:27
Operator : christp
Sample : op34973-msd
Misc : op34973,g6g2775,15.9,,,10,1
ALS Vial : 45 (Sig #1); 0 (Sig #2) Sample Multiplier: 1

Integration File signal 1: autoint1.e
Integration File signal 2: autoint2.e
Quant Time: Aug 23 01:47:20 2021
Quant Method : C:\MSDCHEM\1\METHODS\6PST2739.M
Quant Title : PEST/PCB
QLast Update : Mon Jul 19 00:05:28 2021
Response via : Initial Calibration
Integrator: ChemStation 6890 Scale Mode: Large solvent peaks clipped

Volume Inj. : 1ul
Signal #1 Phase : RTXCLP I Signal #2 Phase: RTX-CLP II
Signal #1 Info : 30mx.32mmx.32um Signal #2 Info : 30m x .32mm x .25um

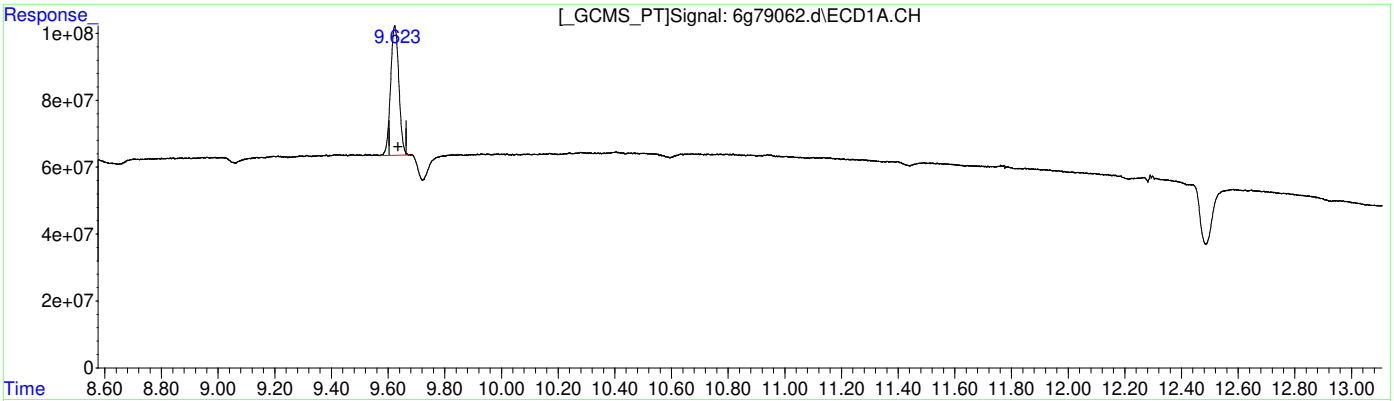

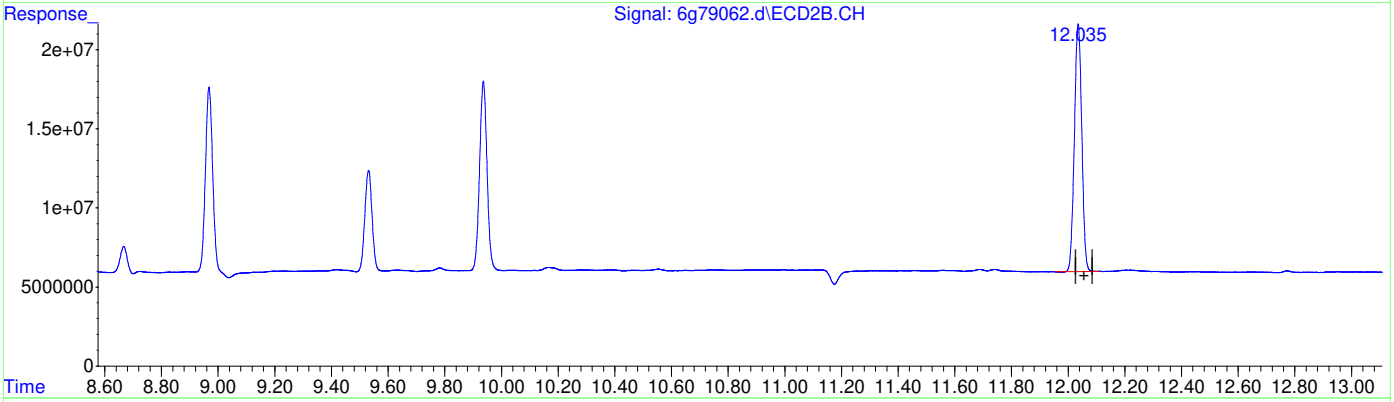

QEdit

(26) Decachlorobiphenyl (SA)

9.623min 41.362 PPB m

response 785247320

(26) Decachlorobiphenyl #2 (SA)

12.036min 44.907 PPB

response 283954892

(+) = Expected Retention Time

Manual Integrations APPROVED (compounds with "m" flag)
Gwendolyn Burns
08/23/21 09:32

Quantitation Report (QT Reviewed)

Data Path : C:\msdchem\1\data\chrisc2\rk79\
Data File : rk2916.d
Signal(s) : Signal #1: ECD1A.ch Signal #2: ECD2B.ch
Acq On : 20 Aug 2021 9:19 pm
Operator : rebeccak
Sample : op34974-ms
Misc : op34974,grk79,16.4,,,10,1
ALS Vial : 55 Sample Multiplier: 1

Integration File signal 1: autoint1.e
Integration File signal 2: autoint2.e
Quant Time: Aug 22 22:03:45 2021
Quant Method : C:\MSDCHEM\1\METHODS\rkpcb50.m
Quant Title :
QLast Update : Sun Aug 22 21:31:57 2021
Response via : Initial Calibration
Integrator: ChemStation

Volume Inj. : 1ul
Signal #1 Phase : ZBCLP-1 Signal #2 Phase: ZBCLP-2
Signal #1 Info : 30m X 0.32mm(.32u Signal #2 Info : 30m X 0.32 mm (.25um)

	Compound	RT#1	RT#2	Resp#1	Resp#2	ppb	ppb
	System Monitoring Compounds						
1) S	Tetrachlo...	2.798	3.740	570.6E6	2937.8E6	38.125	46.050
	Spiked Amount 40.000			Recovery	=	95.31%	115.12%
51) S	Decachlor...	9.959	12.243	333.6E6	1728.0E6	23.173m	34.789m#
	Spiked Amount 40.000			Recovery	=	57.93%	86.97%
	Target Compounds						
31)	AR1016-A	3.167	4.416	77934821	344.0E6	267.048	285.532
32)	AR1016-B	3.561	4.984	112.1E6	591.4E6	202.050	218.336
33)	AR1016-C	4.105	5.633	222.5E6	1278.6E6	173.204	213.342
34)	AR1016-D	4.269	5.824	89726283	476.4E6	185.573	202.459
35)	AR1016-E	4.772	6.492	88675396	310.3E6	175.362	192.726
36)	AR1260-A	7.122	9.119	191.8E6	861.8E6	157.021	194.184m
37)	AR1260-B	7.279	9.239	99316794	544.6E6	144.008	205.869 #
38)	AR1260-C	7.612	9.675	108.3E6	513.4E6	148.168	191.752 #
39)	AR1260-D	8.042	10.023	228.1E6	1264.9E6	141.386m	197.206 #
40)	AR1260-E	8.431	10.568	235.6E6	1164.0E6	137.295m	185.797m#

(f)=RT Delta > 1/2 Window (#)=Amounts differ by > 25% (m)=manual int.

Quantitation Report (QT Reviewed)

Data Path : C:\msdchem\1\data\chrisc2\rk79\
Data File : rk2916.d
Signal(s) : Signal #1: ECD1A.ch Signal #2: ECD2B.ch
Acq On : 20 Aug 2021 9:19 pm
Operator : rebeccak
Sample : op34974-ms
Misc : op34974,grk79,16.4,,,10,1
ALS Vial : 55 Sample Multiplier: 1

Integration File signal 1: autoint1.e
Integration File signal 2: autoint2.e
Quant Time: Aug 22 22:03:45 2021
Quant Method : C:\MSDCHEM\1\METHODS\rkpcb50.m
Quant Title :
QLast Update : Sun Aug 22 21:31:57 2021
Response via : Initial Calibration
Integrator: ChemStation

Volume Inj. : 1ul
Signal #1 Phase : ZBCLP-1 Signal #2 Phase: ZBCLP-2
Signal #1 Info : 30m X 0.32mm(.32u Signal #2 Info : 30m X 0.32 mm (.25um)

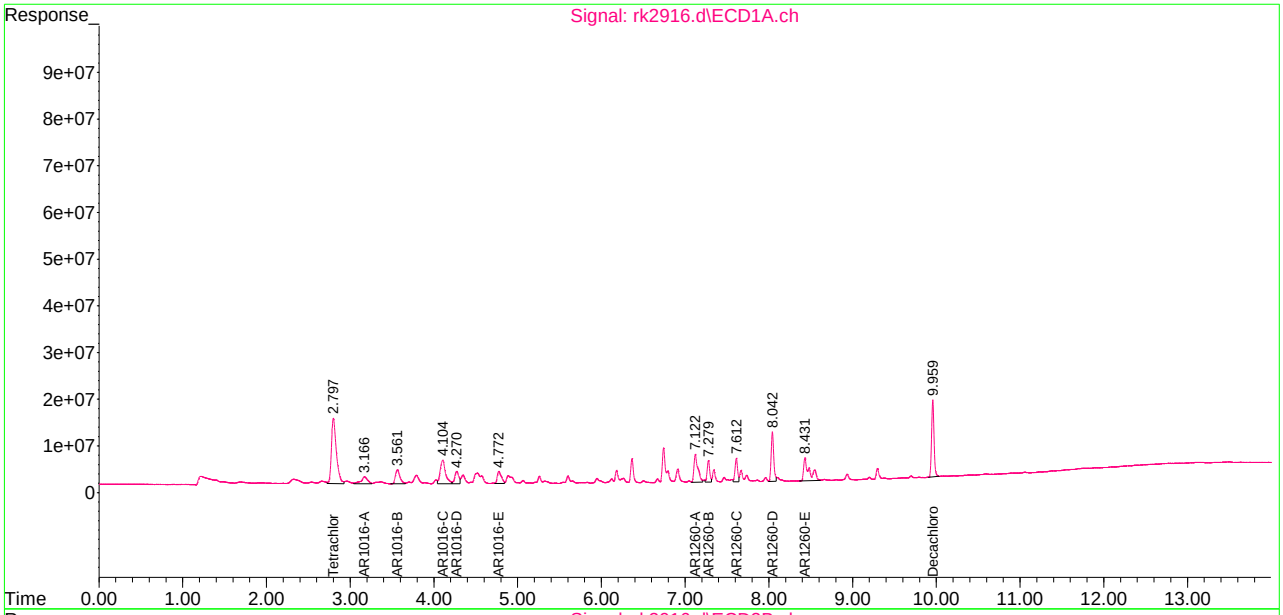

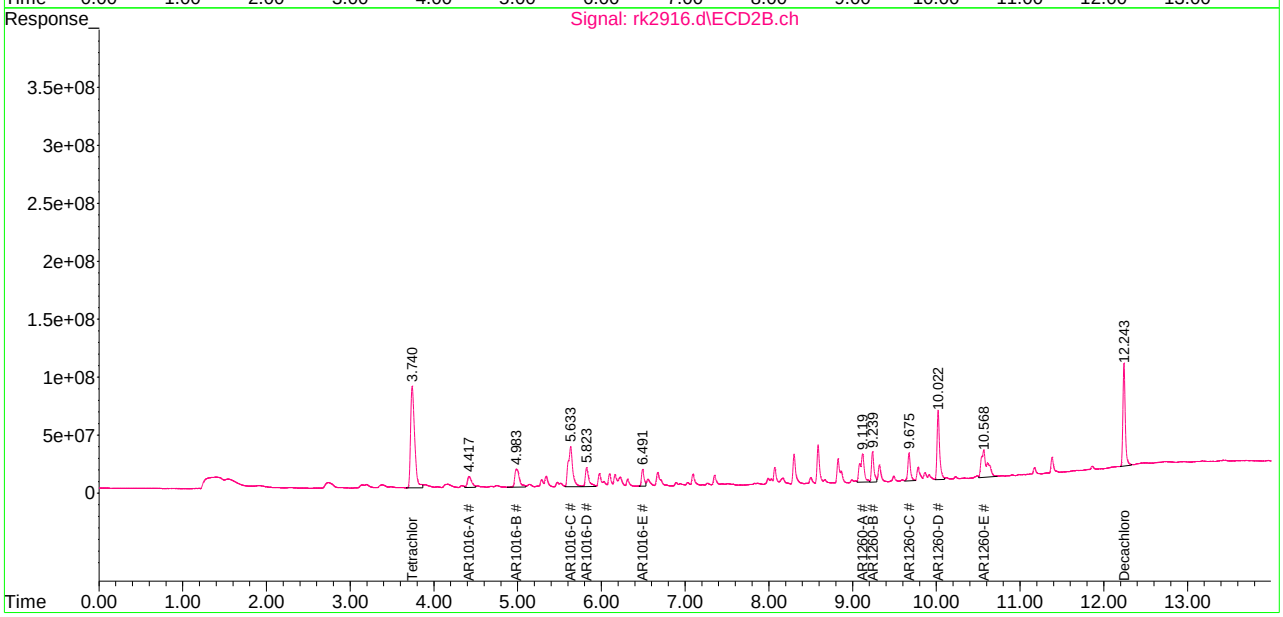

Manual Integration Approval Summary

Sample Number: OP34974-MS
Lab FileID: RK2916.D
Injection Time: 08/20/21 21:19
Method: SW846 8082A
Analyst approved: 08/22/21 23:33 Christopher Changho
Supervisor approved: 08/23/21 09:32 Gwendolyn Burns

Parameter	CAS	Sig#	R.T. (min.)	Reason
AR1260-D		1	8.04	Poorly defined baseline
AR1260-E		1	8.43	Poorly defined baseline
AR1260-A		2	9.12	Poorly defined baseline
Decachlorobiphenyl	2051-24-3	1	9.96	Poorly defined baseline
AR1260-E		2	10.57	Poorly defined baseline
Decachlorobiphenyl	2051-24-3	2	12.24	Poorly defined baseline

Quantitation Report (Qedit)

Data Path : C:\msdchem\1\data\chrisc2\rk79\
Data File : rk2916.d
Signal(s) : Signal #1: ECD1A.ch Signal #2: ECD2B.ch
Acq On : 20 Aug 2021 9:19 pm
Operator : rebeccak
Sample : op34974-ms
Misc : op34974,grk79,16.4,,,10,1
ALS Vial : 55 Sample Multiplier: 1

Integration File signal 1: autoint1.e
Integration File signal 2: autoint2.e
Quant Time: Aug 22 21:34:33 2021
Quant Method : C:\MSDCHEM\1\METHODS\rkpcb50.m
Quant Title :
QLast Update : Sun Aug 22 21:31:57 2021
Response via : Initial Calibration
Integrator: ChemStation

Volume Inj. : 1ul
Signal #1 Phase : ZBCLP-1 Signal #2 Phase: ZBCLP-2
Signal #1 Info : 30m X 0.32mm(.32u Signal #2 Info : 30m X 0.32 mm (.25um)

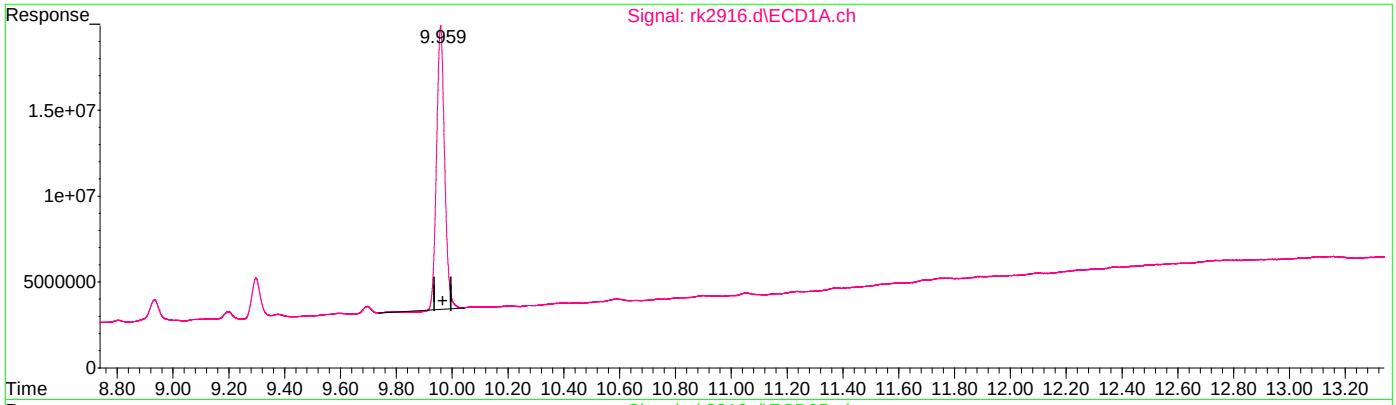

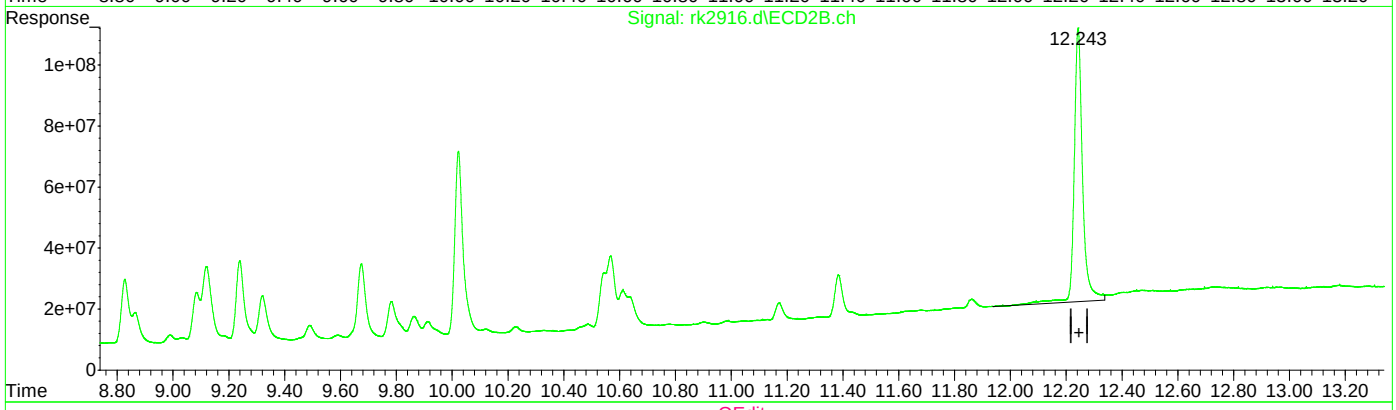

QEdit

(51) Decachlorobiphenyl (S)

9.959min 22.924 ppb

response 330001192

(51) Decachlorobiphenyl #2 (S)

12.243min 37.810 ppb

response 1878056327

(+) = Expected Retention Time
rkpcb50.m Sun Aug 22 22:01:56 2021

Quantitation Report (Qedit)

Data Path : C:\msdchem\1\data\chrisc2\rk79\
Data File : rk2916.d
Signal(s) : Signal #1: ECD1A.ch Signal #2: ECD2B.ch
Acq On : 20 Aug 2021 9:19 pm
Operator : rebeccak
Sample : op34974-ms
Misc : op34974,grk79,16.4,,,10,1
ALS Vial : 55 Sample Multiplier: 1

Integration File signal 1: autoint1.e
Integration File signal 2: autoint2.e
Quant Time: Aug 22 21:34:33 2021
Quant Method : C:\MSDCHEM\1\METHODS\rkpcb50.m
Quant Title :
QLast Update : Sun Aug 22 21:31:57 2021
Response via : Initial Calibration
Integrator: ChemStation

Volume Inj. : 1ul
Signal #1 Phase : ZBCLP-1 Signal #2 Phase: ZBCLP-2
Signal #1 Info : 30m X 0.32mm(.32u Signal #2 Info : 30m X 0.32 mm (.25um)

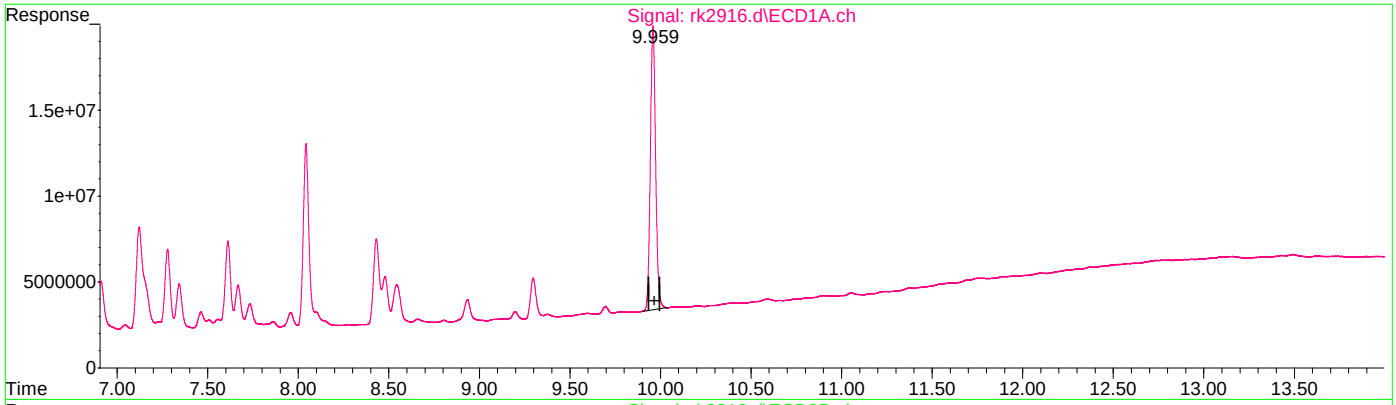

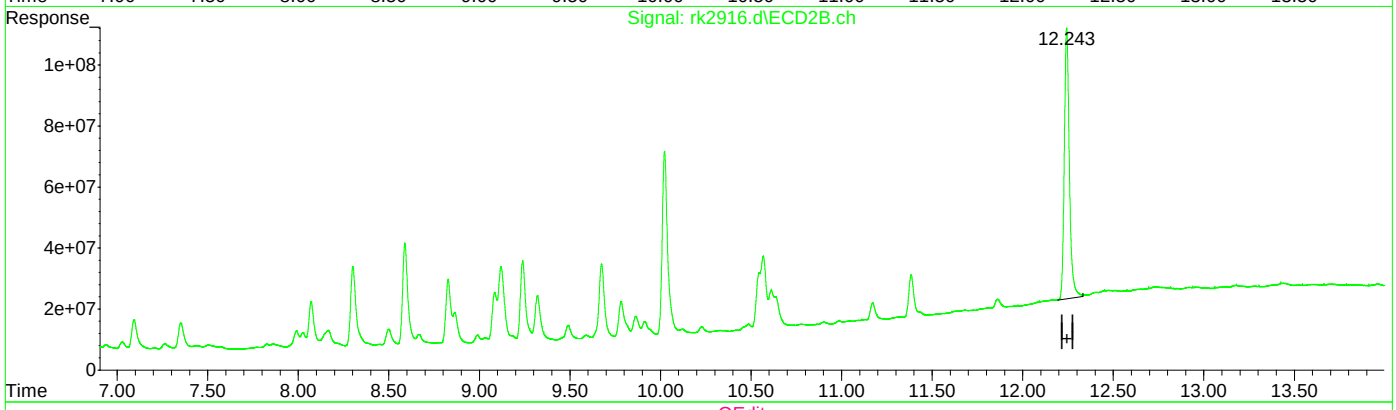

QEdit

(51) Decachlorobiphenyl (S)

9.959min 23.173 ppb m

response 333587519

(51) Decachlorobiphenyl #2 (S)

12.243min 34.789 ppb m

response 1727984755

(+) = Expected Retention Time
rkpcb50.m Sun Aug 22 22:02:07 2021

Quantitation Report (Qedit)

Data Path : C:\msdchem\1\data\chrisc2\rk79\
Data File : rk2916.d
Signal(s) : Signal #1: ECD1A.ch Signal #2: ECD2B.ch
Acq On : 20 Aug 2021 9:19 pm
Operator : rebeccak
Sample : op34974-ms
Misc : op34974,grk79,16.4,,,10,1
ALS Vial : 55 Sample Multiplier: 1

Integration File signal 1: autoint1.e
Integration File signal 2: autoint2.e
Quant Time: Aug 22 21:34:33 2021
Quant Method : C:\MSDCHEM\1\METHODS\rkpcb50.m
Quant Title :
QLast Update : Sun Aug 22 21:31:57 2021
Response via : Initial Calibration
Integrator: ChemStation

Volume Inj. : 1ul
Signal #1 Phase : ZBCLP-1 Signal #2 Phase: ZBCLP-2
Signal #1 Info : 30m X 0.32mm(.32u Signal #2 Info : 30m X 0.32 mm (.25um)

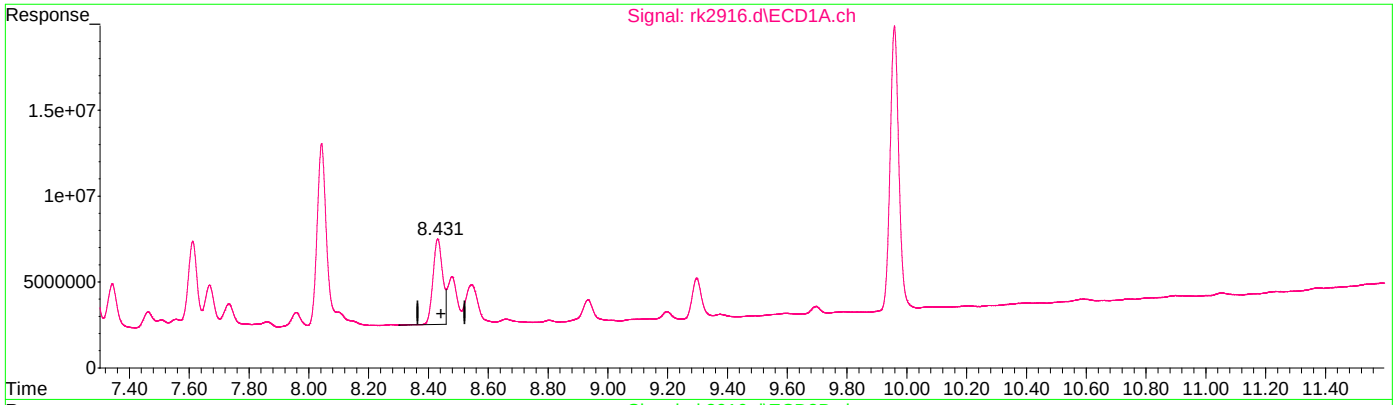

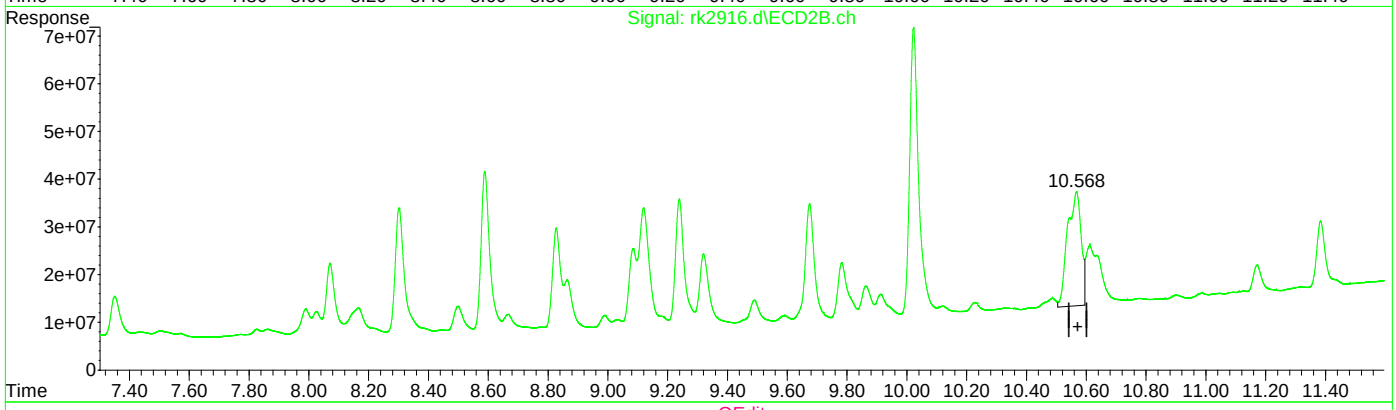

QEdit

(40) AR1260-E

8.431min 65.364 PPB

response 112156976

(40) AR1260-E #2

10.568min 120.316 PPB

response 753773014

(+) = Expected Retention Time
rkpcb50.m Sun Aug 22 22:02:39 2021

Quantitation Report (Qedit)

Data Path : C:\msdchem\1\data\chrisc2\rk79\
Data File : rk2916.d
Signal(s) : Signal #1: ECD1A.ch Signal #2: ECD2B.ch
Acq On : 20 Aug 2021 9:19 pm
Operator : rebeccak
Sample : op34974-ms
Misc : op34974,grk79,16.4,,,10,1
ALS Vial : 55 Sample Multiplier: 1

Integration File signal 1: autoint1.e
Integration File signal 2: autoint2.e
Quant Time: Aug 22 21:34:33 2021
Quant Method : C:\MSDCHEM\1\METHODS\rkpcb50.m
Quant Title :
QLast Update : Sun Aug 22 21:31:57 2021
Response via : Initial Calibration
Integrator: ChemStation

Volume Inj. : 1ul
Signal #1 Phase : ZBCLP-1 Signal #2 Phase: ZBCLP-2
Signal #1 Info : 30m X 0.32mm(.32u Signal #2 Info : 30m X 0.32 mm (.25um)

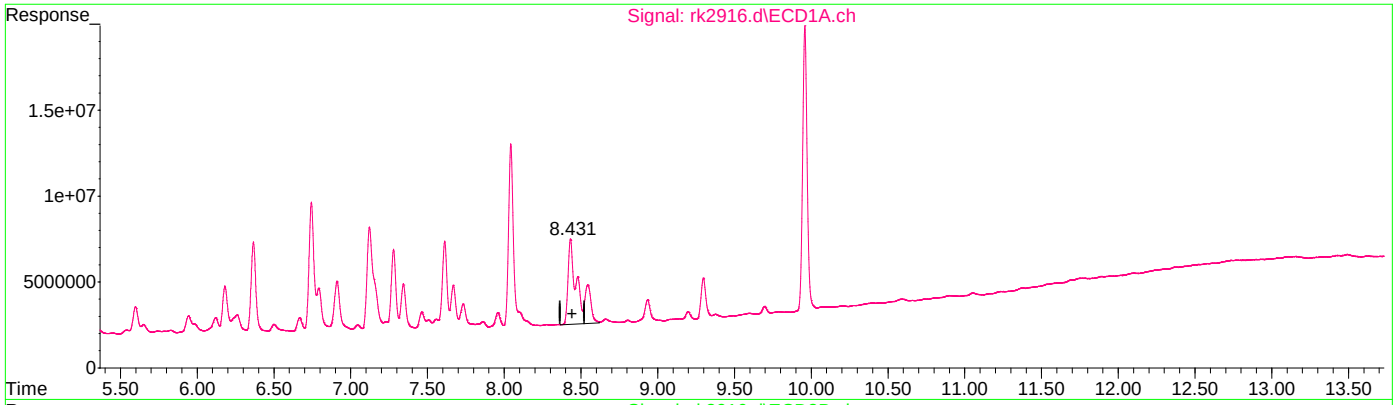

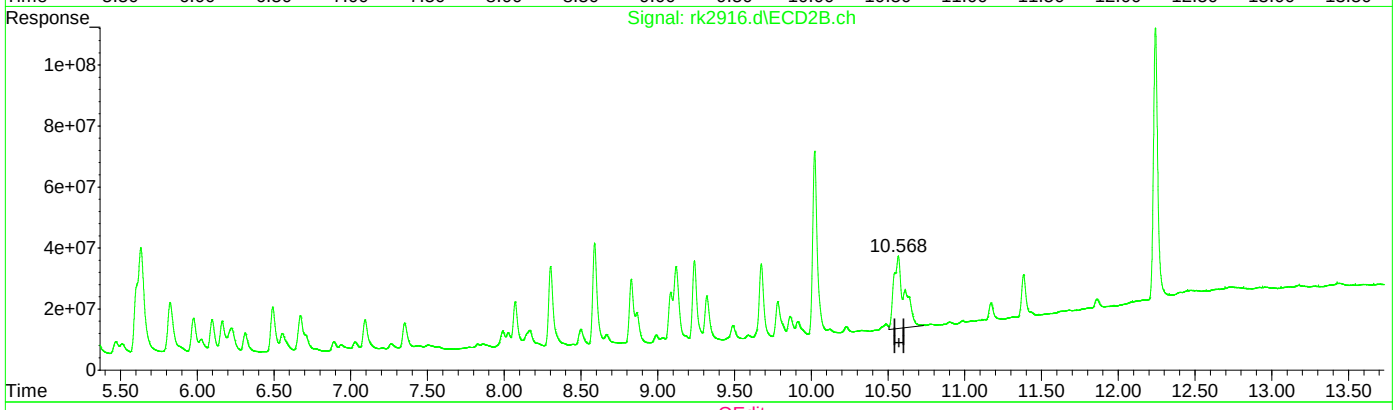

QEdit

(40) AR1260-E

8.431min 137.295 PPB m

response 235583791

(40) AR1260-E #2

10.568min 185.797 PPB m

response 1164003274

(+) = Expected Retention Time
rkpcb50.m Sun Aug 22 22:02:51 2021

Quantitation Report (Qedit)

Data Path : C:\msdchem\1\data\chrisc2\rk79\
Data File : rk2916.d
Signal(s) : Signal #1: ECD1A.ch Signal #2: ECD2B.ch
Acq On : 20 Aug 2021 9:19 pm
Operator : rebeccak
Sample : op34974-ms
Misc : op34974,grk79,16.4,,,10,1
ALS Vial : 55 Sample Multiplier: 1

Integration File signal 1: autoint1.e
Integration File signal 2: autoint2.e
Quant Time: Aug 22 21:34:33 2021
Quant Method : C:\MSDCHEM\1\METHODS\rkpcb50.m
Quant Title :
QLast Update : Sun Aug 22 21:31:57 2021
Response via : Initial Calibration
Integrator: ChemStation

Volume Inj. : 1ul
Signal #1 Phase : ZBCLP-1 Signal #2 Phase: ZBCLP-2
Signal #1 Info : 30m X 0.32mm(.32u Signal #2 Info : 30m X 0.32 mm (.25um)

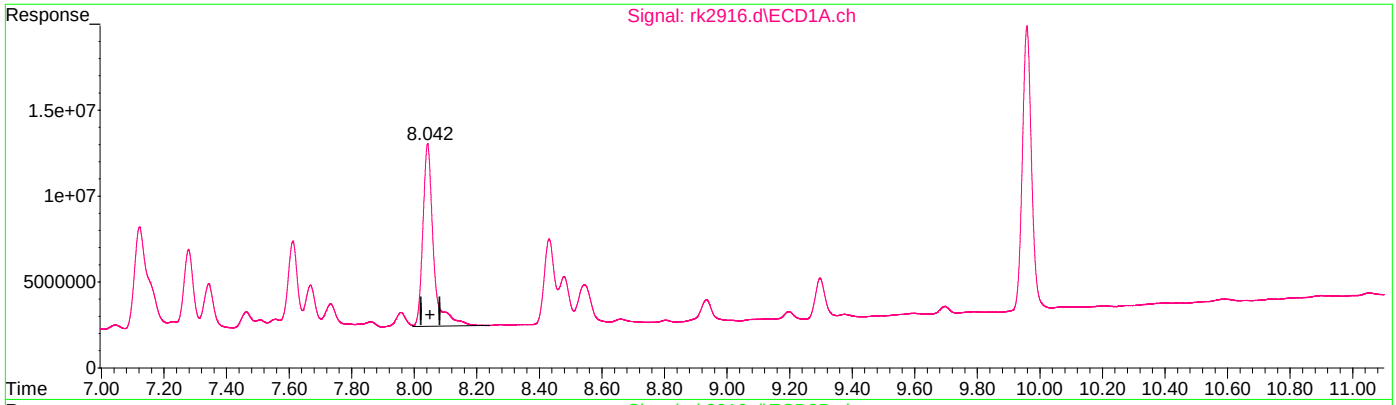

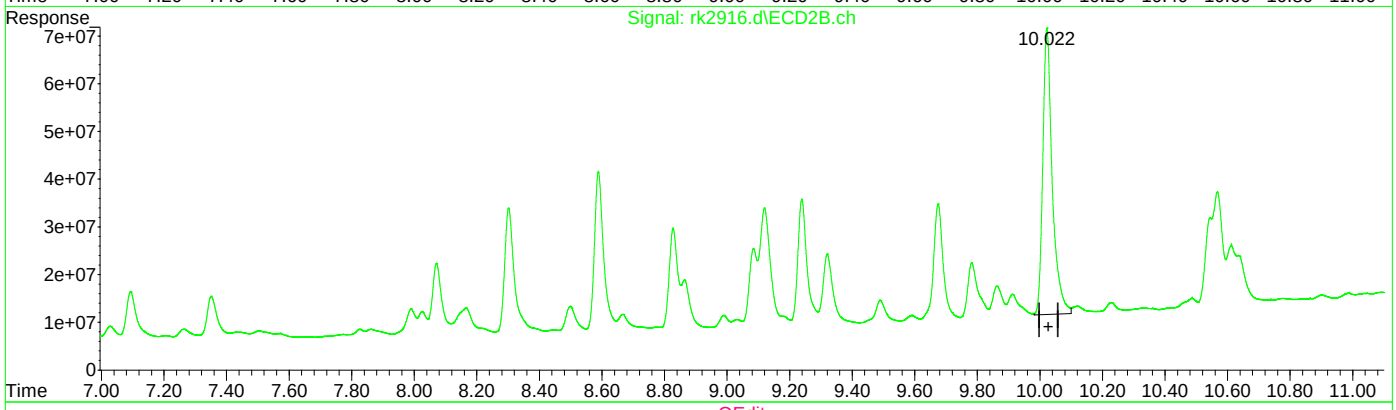

QEdit

(39) AR1260-D

8.043min 155.863 PPB

response 251502491

(39) AR1260-D #2

10.023min 197.206 PPB

response 1264895065

(+) = Expected Retention Time
rkpcb50.m Sun Aug 22 22:02:55 2021

Quantitation Report (Qedit)

Data Path : C:\msdchem\1\data\chrisc2\rk79\
Data File : rk2916.d
Signal(s) : Signal #1: ECD1A.ch Signal #2: ECD2B.ch
Acq On : 20 Aug 2021 9:19 pm
Operator : rebeccak
Sample : op34974-ms
Misc : op34974,grk79,16.4,,,10,1
ALS Vial : 55 Sample Multiplier: 1

Integration File signal 1: autoint1.e
Integration File signal 2: autoint2.e
Quant Time: Aug 22 21:34:33 2021
Quant Method : C:\MSDCHEM\1\METHODS\rkpcb50.m
Quant Title :
QLast Update : Sun Aug 22 21:31:57 2021
Response via : Initial Calibration
Integrator: ChemStation

Volume Inj. : 1ul
Signal #1 Phase : ZBCLP-1 Signal #2 Phase: ZBCLP-2
Signal #1 Info : 30m X 0.32mm(.32u Signal #2 Info : 30m X 0.32 mm (.25um)

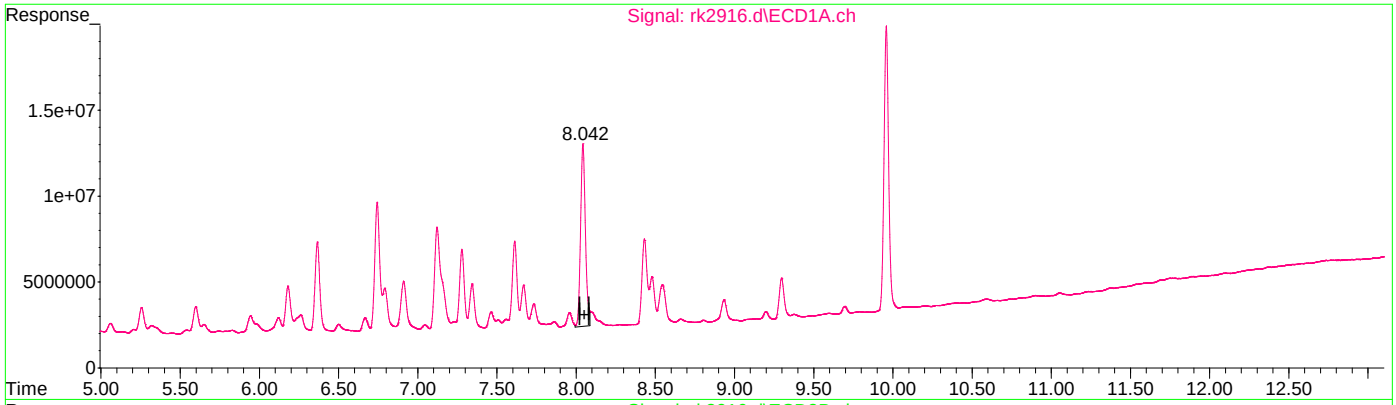

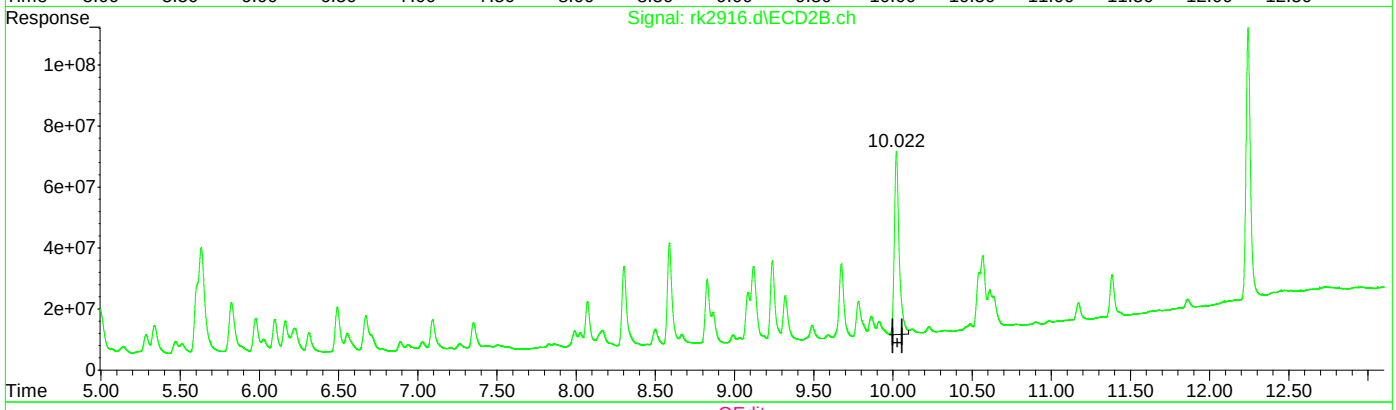

QEdit

(39) AR1260-D

8.042min 141.386 PPB m

response 228142175

(39) AR1260-D #2

10.023min 197.206 PPB

response 1264895065

(+) = Expected Retention Time
rkpcb50.m Sun Aug 22 22:03:08 2021

Quantitation Report (Qedit)

Data Path : C:\msdchem\1\data\chrisc2\rk79\
Data File : rk2916.d
Signal(s) : Signal #1: ECD1A.ch Signal #2: ECD2B.ch
Acq On : 20 Aug 2021 9:19 pm
Operator : rebeccak
Sample : op34974-ms
Misc : op34974,grk79,16.4,,,10,1
ALS Vial : 55 Sample Multiplier: 1

Integration File signal 1: autoint1.e
Integration File signal 2: autoint2.e
Quant Time: Aug 22 21:34:33 2021
Quant Method : C:\MSDCHEM\1\METHODS\rkpcb50.m
Quant Title :
QLast Update : Sun Aug 22 21:31:57 2021
Response via : Initial Calibration
Integrator: ChemStation

Volume Inj. : 1ul
Signal #1 Phase : ZBCLP-1 Signal #2 Phase: ZBCLP-2
Signal #1 Info : 30m X 0.32mm(.32u Signal #2 Info : 30m X 0.32 mm (.25um)

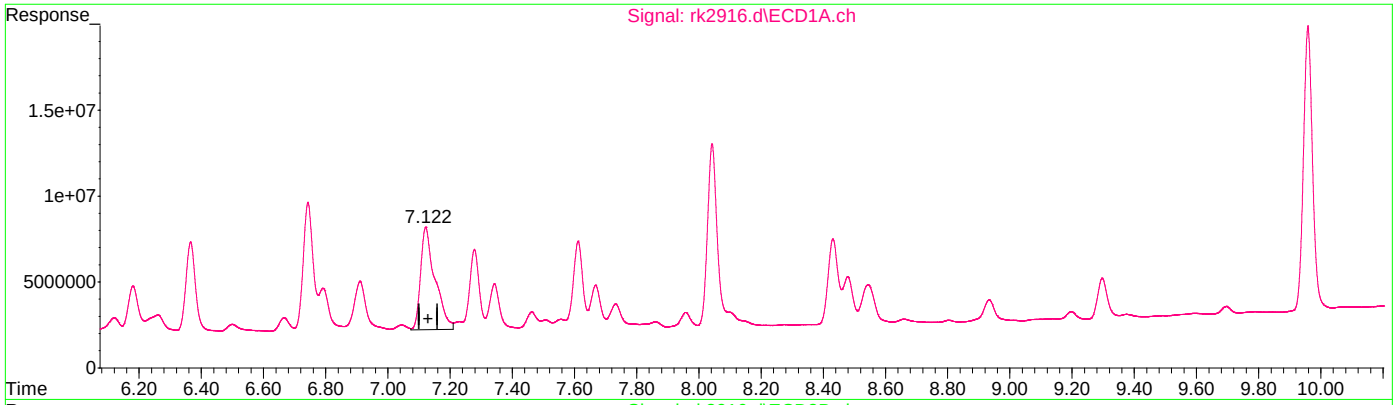

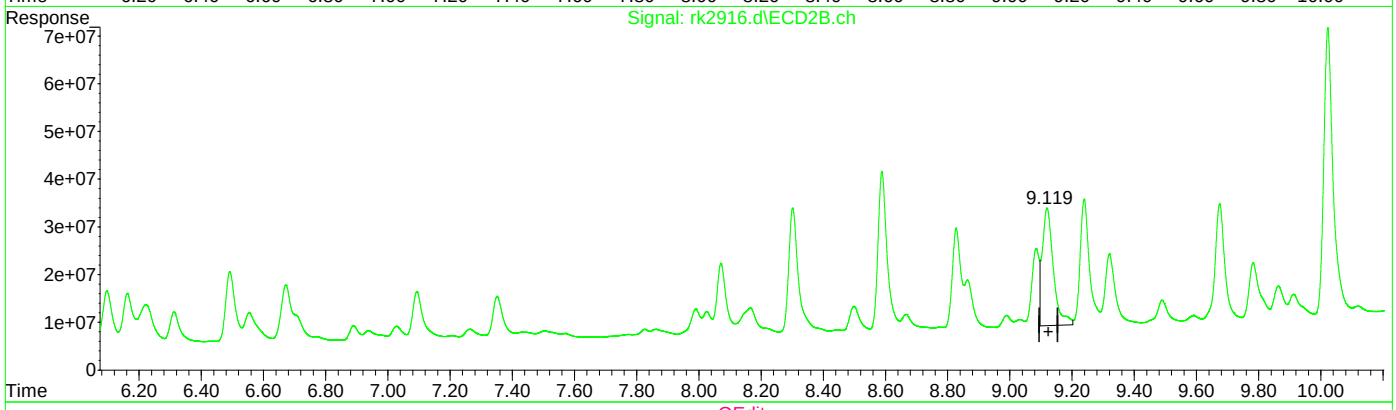

QEdit

(36) AR1260-A

7.122min 157.021 PPB

response 191806688

(36) AR1260-A #2

9.120min 138.424 PPB

response 614305494

(+) = Expected Retention Time
rkpcb50.m Sun Aug 22 22:03:13 2021

Quantitation Report (Qedit)

Data Path : C:\msdchem\1\data\chrisc2\rk79\
Data File : rk2916.d
Signal(s) : Signal #1: ECD1A.ch Signal #2: ECD2B.ch
Acq On : 20 Aug 2021 9:19 pm
Operator : rebeccak
Sample : op34974-ms
Misc : op34974,grk79,16.4,,,10,1
ALS Vial : 55 Sample Multiplier: 1

Integration File signal 1: autoint1.e
Integration File signal 2: autoint2.e
Quant Time: Aug 22 21:34:33 2021
Quant Method : C:\MSDCHEM\1\METHODS\rkpcb50.m
Quant Title :
QLast Update : Sun Aug 22 21:31:57 2021
Response via : Initial Calibration
Integrator: ChemStation

Volume Inj. : 1ul
Signal #1 Phase : ZBCLP-1 Signal #2 Phase: ZBCLP-2
Signal #1 Info : 30m X 0.32mm(.32u Signal #2 Info : 30m X 0.32 mm (.25um)

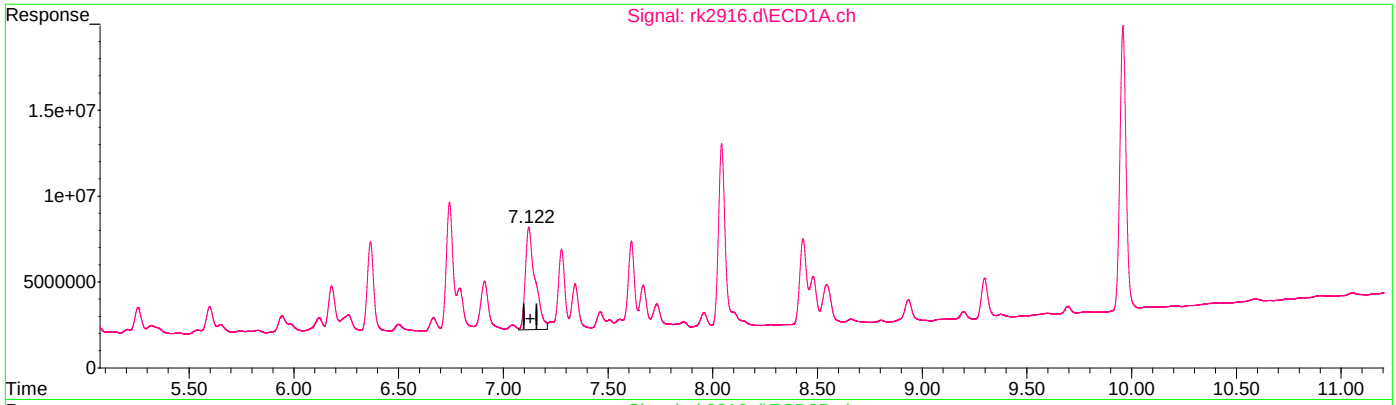

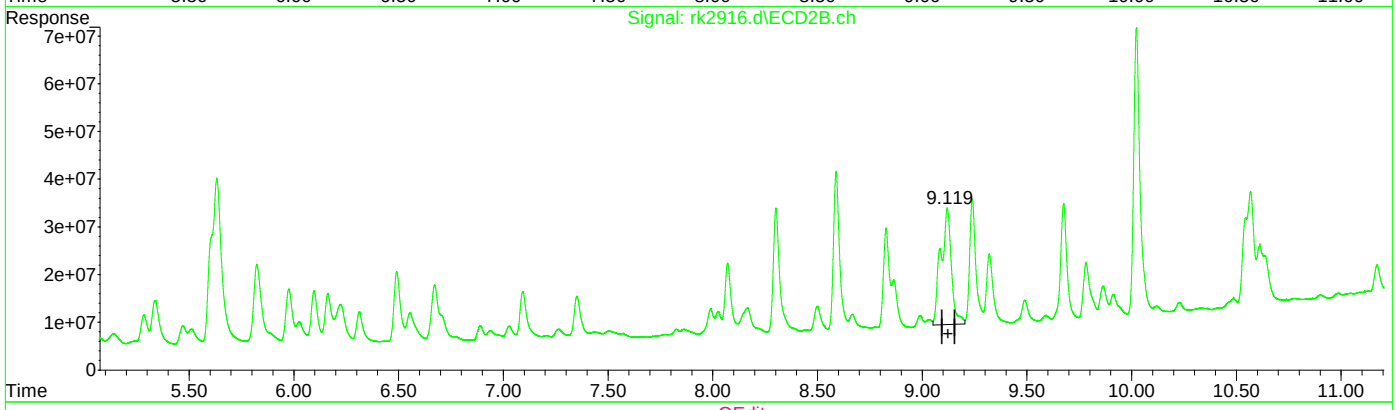

QEdit

(36) AR1260-A

7.122min 157.021 PPB

response 191806688

(36) AR1260-A #2

9.119min 194.184 PPB m

response 861758147

(+) = Expected Retention Time
rkpcb50.m Sun Aug 22 22:03:19 2021

Manual Integrations APPROVED (compounds with "m" flag)
Gwendolyn Burns 08/23/21 09:32

Quantitation Report (QT Reviewed)

Data Path : C:\msdchem\1\data\chrisc2\rk79\
Data File : rk2917.d
Signal(s) : Signal #1: ECD1A.ch Signal #2: ECD2B.ch
Acq On : 20 Aug 2021 9:35 pm
Operator : rebeccak
Sample : op34974-msd
Misc : op34974,grk79,15.9,,,10,1
ALS Vial : 56 Sample Multiplier: 1

Integration File signal 1: autoint1.e
Integration File signal 2: autoint2.e
Quant Time: Aug 22 22:05:41 2021
Quant Method : C:\MSDCHEM\1\METHODS\rkpcb50.m
Quant Title :
QLast Update : Sun Aug 22 21:31:57 2021
Response via : Initial Calibration
Integrator: ChemStation

Volume Inj. : 1ul
Signal #1 Phase : ZBCLP-1 Signal #2 Phase: ZBCLP-2
Signal #1 Info : 30m X 0.32mm(.32u Signal #2 Info : 30m X 0.32 mm (.25um)

	Compound	RT#1	RT#2	Resp#1	Resp#2	ppb	ppb
	System Monitoring Compounds						
1) S	Tetrachlo...	2.799	3.740	565.7E6	2808.4E6	37.799	44.021
	Spiked Amount 40.000			Recovery	=	94.50%	110.05%
51) S	Decachlor...	9.958	12.242	323.4E6	1829.0E6	22.467	36.822m#
	Spiked Amount 40.000			Recovery	=	56.17%	92.06%
	Target Compounds						
31)	AR1016-A	3.168	4.417	76539449	387.3E6	262.267	321.426
32)	AR1016-B	3.561	4.982	108.2E6	587.1E6	195.026	216.744
33)	AR1016-C	4.105	5.633	206.9E6	1250.0E6	161.037	208.583 #
34)	AR1016-D	4.268	5.823	86832446	464.2E6	179.588	197.252
35)	AR1016-E	4.772	6.491	86562275	315.0E6	171.183	195.652
36)	AR1260-A	7.120	9.119	198.2E6	948.0E6	162.215	213.628m#
37)	AR1260-B	7.277	9.239	93758067	595.2E6	135.947	225.008 #
38)	AR1260-C	7.610	9.675	105.3E6	554.7E6	144.043	207.165 #
39)	AR1260-D	8.041	10.022	222.8E6	1376.4E6	138.053	214.597 #
40)	AR1260-E	8.428	10.569	226.4E6	1245.1E6	131.923m	198.741m#

(f)=RT Delta > 1/2 Window (#)=Amounts differ by > 25% (m)=manual int.

11.4.4 11

Quantitation Report (QT Reviewed)

Data Path : C:\msdchem\1\data\chrisc2\rk79\
Data File : rk2917.d
Signal(s) : Signal #1: ECD1A.ch Signal #2: ECD2B.ch
Acq On : 20 Aug 2021 9:35 pm
Operator : rebeccak
Sample : op34974-msd
Misc : op34974,grk79,15.9,,,10,1
ALS Vial : 56 Sample Multiplier: 1

Integration File signal 1: autoint1.e
Integration File signal 2: autoint2.e
Quant Time: Aug 22 22:05:41 2021
Quant Method : C:\MSDCHEM\1\METHODS\rkpcb50.m
Quant Title :
QLast Update : Sun Aug 22 21:31:57 2021
Response via : Initial Calibration
Integrator: ChemStation

Volume Inj. : 1ul
Signal #1 Phase : ZBCLP-1 Signal #2 Phase: ZBCLP-2
Signal #1 Info : 30m X 0.32mm(.32u Signal #2 Info : 30m X 0.32 mm (.25um)

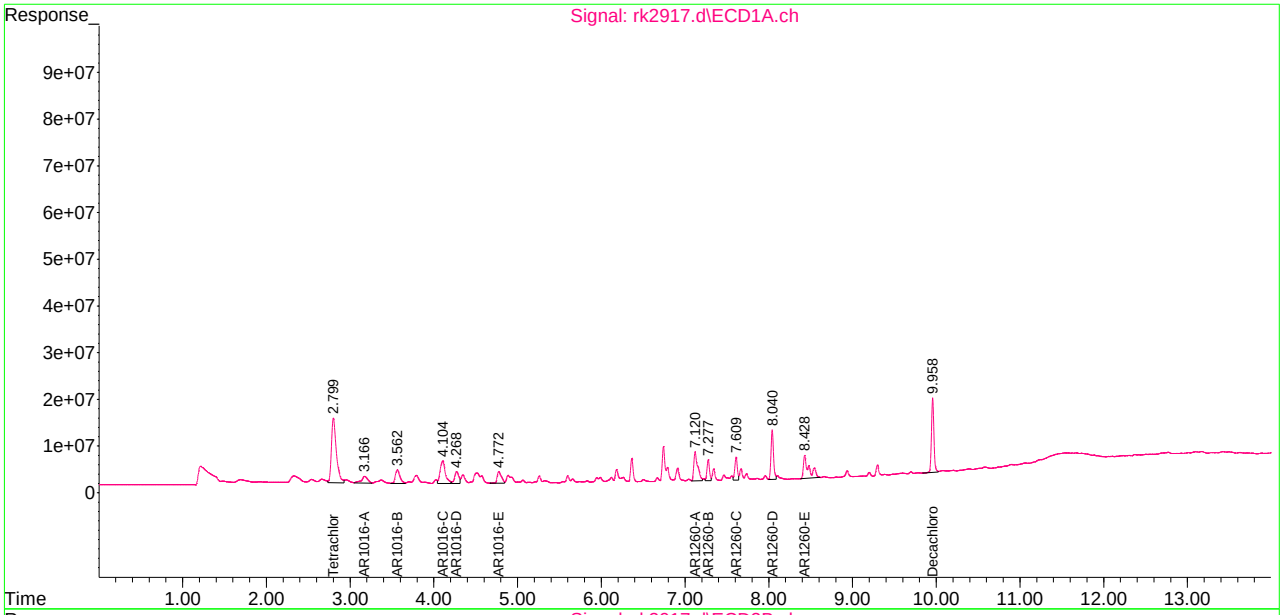

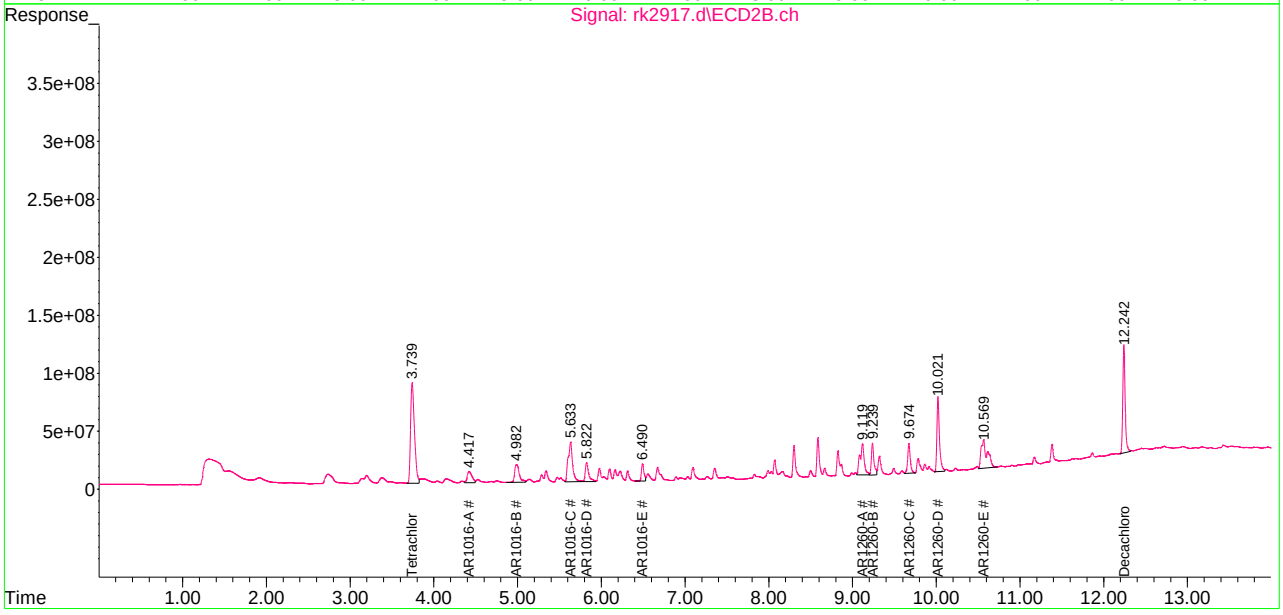

Manual Integration Approval Summary

Sample Number: OP34974-MSD
Lab FileID: RK2917.D
Injection Time: 08/20/21 21:35
Method: SW846 8082A
Analyst approved: 08/22/21 23:33 Christopher Changho
Supervisor approved: 08/23/21 09:32 Gwendolyn Burns

Parameter	CAS	Sig#	R.T. (min.)	Reason
AR1260-E		1	8.43	Poorly defined baseline
AR1260-A		2	9.12	Poorly defined baseline
AR1260-E		2	10.57	Poorly defined baseline
Decachlorobiphenyl	2051-24-3	2	12.24	Poorly defined baseline

Quantitation Report (Qedit)

Data Path : C:\msdchem\1\data\chrisc2\rk79\
Data File : rk2917.d
Signal(s) : Signal #1: ECD1A.ch Signal #2: ECD2B.ch
Acq On : 20 Aug 2021 9:35 pm
Operator : rebeccak
Sample : op34974-msd
Misc : op34974,grk79,15.9,,,10,1
ALS Vial : 56 Sample Multiplier: 1

Integration File signal 1: autoint1.e
Integration File signal 2: autoint2.e
Quant Time: Aug 22 21:35:05 2021
Quant Method : C:\MSDCHEM\1\METHODS\rkpcb50.m
Quant Title :
QLast Update : Sun Aug 22 21:31:57 2021
Response via : Initial Calibration
Integrator: ChemStation

Volume Inj. : 1ul
Signal #1 Phase : ZBCLP-1 Signal #2 Phase: ZBCLP-2
Signal #1 Info : 30m X 0.32mm(.32u Signal #2 Info : 30m X 0.32 mm (.25um)

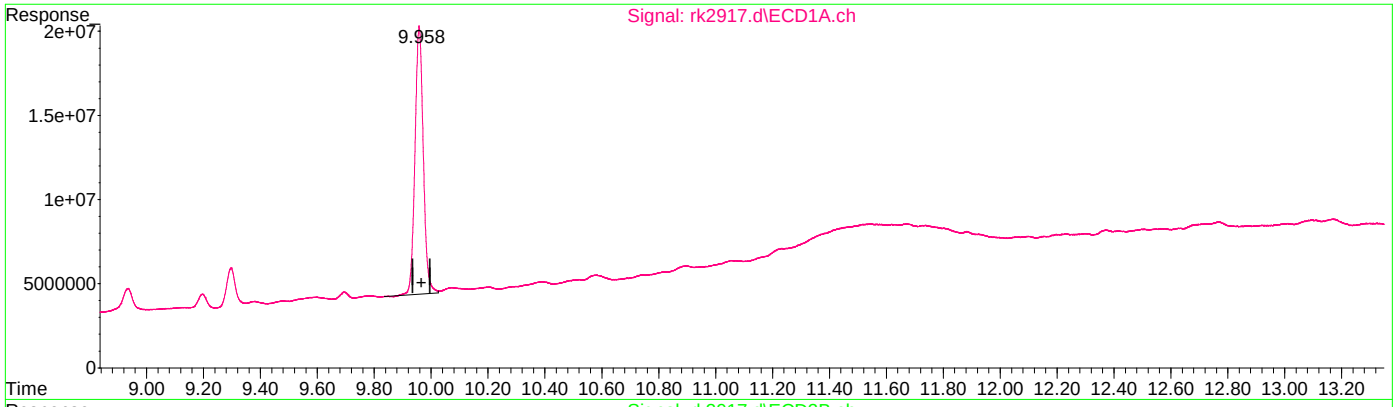

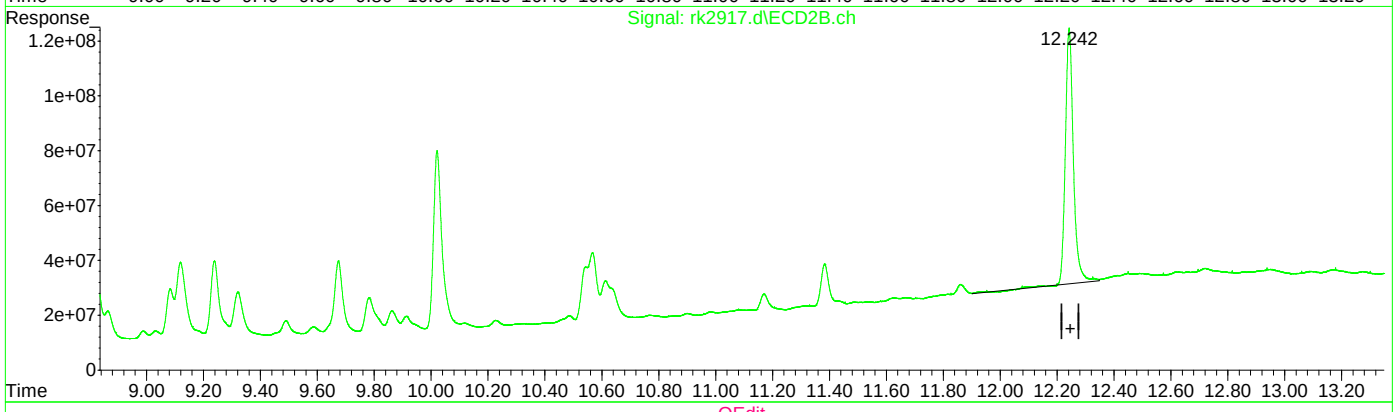

QEdit

(51) Decachlorobiphenyl (S)

9.958min 22.467 ppb

response 323423326

(51) Decachlorobiphenyl #2 (S)

12.243min 37.239 ppb

response 1849705542

(+) = Expected Retention Time
rkpcb50.m Sun Aug 22 22:04:20 2021

Quantitation Report (Qedit)

Data Path : C:\msdchem\1\data\chrisc2\rk79\
Data File : rk2917.d
Signal(s) : Signal #1: ECD1A.ch Signal #2: ECD2B.ch
Acq On : 20 Aug 2021 9:35 pm
Operator : rebeccak
Sample : op34974-msd
Misc : op34974,grk79,15.9,,,10,1
ALS Vial : 56 Sample Multiplier: 1

Integration File signal 1: autoint1.e
Integration File signal 2: autoint2.e
Quant Time: Aug 22 21:35:05 2021
Quant Method : C:\MSDCHEM\1\METHODS\rkpcb50.m
Quant Title :
QLast Update : Sun Aug 22 21:31:57 2021
Response via : Initial Calibration
Integrator: ChemStation

Volume Inj. : 1ul
Signal #1 Phase : ZBCLP-1 Signal #2 Phase: ZBCLP-2
Signal #1 Info : 30m X 0.32mm(.32u Signal #2 Info : 30m X 0.32 mm (.25um)

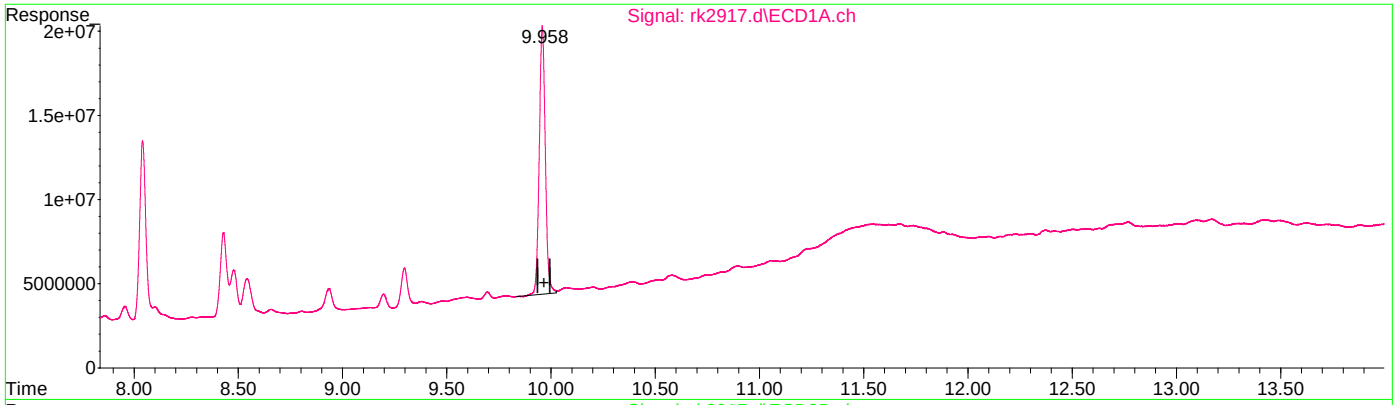

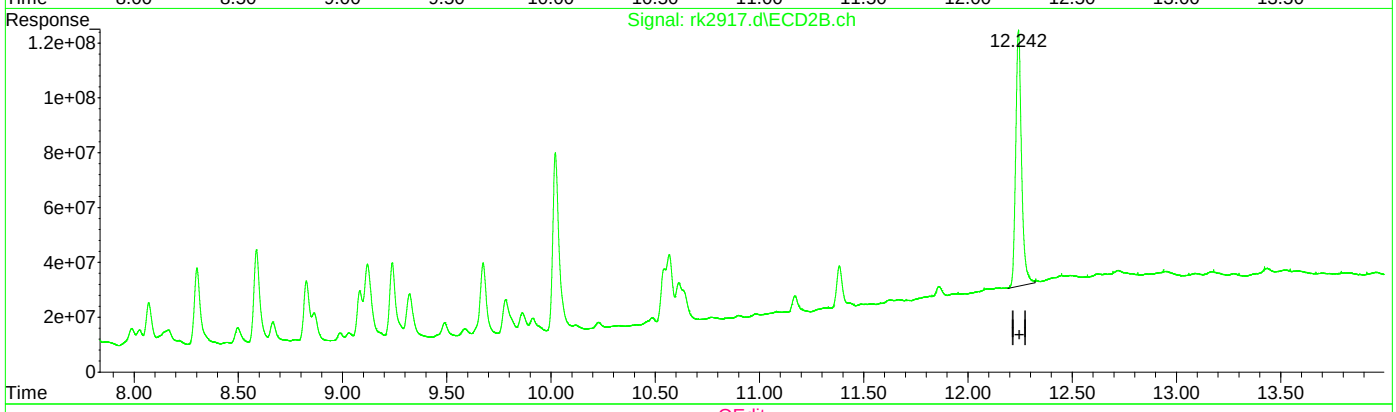

QEdit

(51) Decachlorobiphenyl (S)

9.958min 22.467 ppb

response 323423326

(51) Decachlorobiphenyl #2 (S)

12.242min 36.822 ppb m

response 1829002166

(+) = Expected Retention Time
rkpcb50.m Sun Aug 22 22:04:26 2021

Quantitation Report (Qedit)

Data Path : C:\msdchem\1\data\chrisc2\rk79\
Data File : rk2917.d
Signal(s) : Signal #1: ECD1A.ch Signal #2: ECD2B.ch
Acq On : 20 Aug 2021 9:35 pm
Operator : rebeccak
Sample : op34974-msd
Misc : op34974,grk79,15.9,,,10,1
ALS Vial : 56 Sample Multiplier: 1

Integration File signal 1: autoint1.e
Integration File signal 2: autoint2.e
Quant Time: Aug 22 21:35:05 2021
Quant Method : C:\MSDCHEM\1\METHODS\rkpcb50.m
Quant Title :
QLast Update : Sun Aug 22 21:31:57 2021
Response via : Initial Calibration
Integrator: ChemStation

Volume Inj. : 1ul
Signal #1 Phase : ZBCLP-1 Signal #2 Phase: ZBCLP-2
Signal #1 Info : 30m X 0.32mm(.32u Signal #2 Info : 30m X 0.32 mm (.25um)

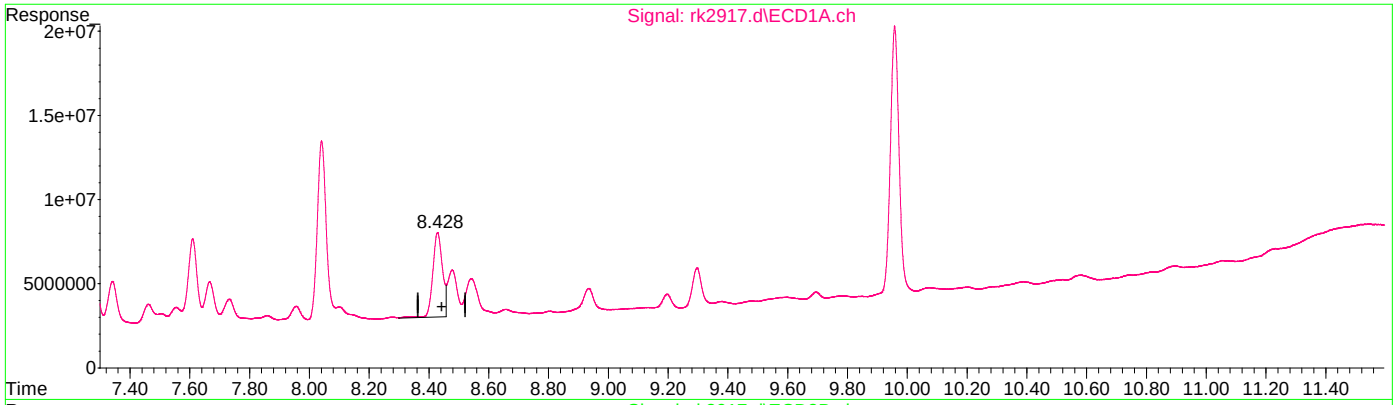

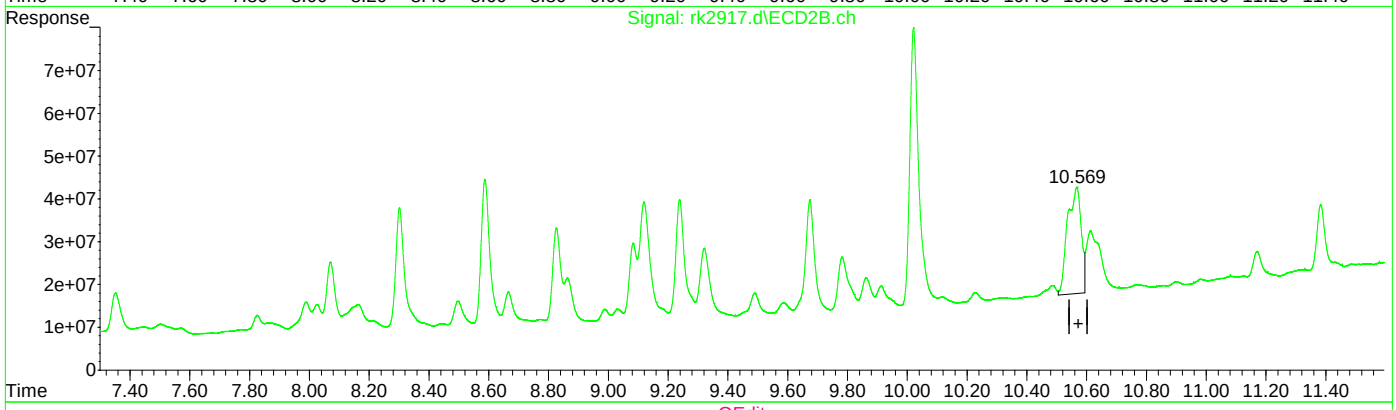

QEdit

(40) AR1260-E

8.429min 65.452 PPB

response 112309267

(40) AR1260-E #2

10.567min 125.773 PPB

response 787955242

(+) = Expected Retention Time
rkpcb50.m Sun Aug 22 22:04:39 2021

Quantitation Report (Qedit)

Data Path : C:\msdchem\1\data\chrisc2\rk79\
Data File : rk2917.d
Signal(s) : Signal #1: ECD1A.ch Signal #2: ECD2B.ch
Acq On : 20 Aug 2021 9:35 pm
Operator : rebeccak
Sample : op34974-msd
Misc : op34974,grk79,15.9,,,10,1
ALS Vial : 56 Sample Multiplier: 1

Integration File signal 1: autoint1.e
Integration File signal 2: autoint2.e
Quant Time: Aug 22 21:35:05 2021
Quant Method : C:\MSDCHEM\1\METHODS\rkpcb50.m
Quant Title :
QLast Update : Sun Aug 22 21:31:57 2021
Response via : Initial Calibration
Integrator: ChemStation

Volume Inj. : 1ul
Signal #1 Phase : ZBCLP-1 Signal #2 Phase: ZBCLP-2
Signal #1 Info : 30m X 0.32mm(.32u Signal #2 Info : 30m X 0.32 mm (.25um)

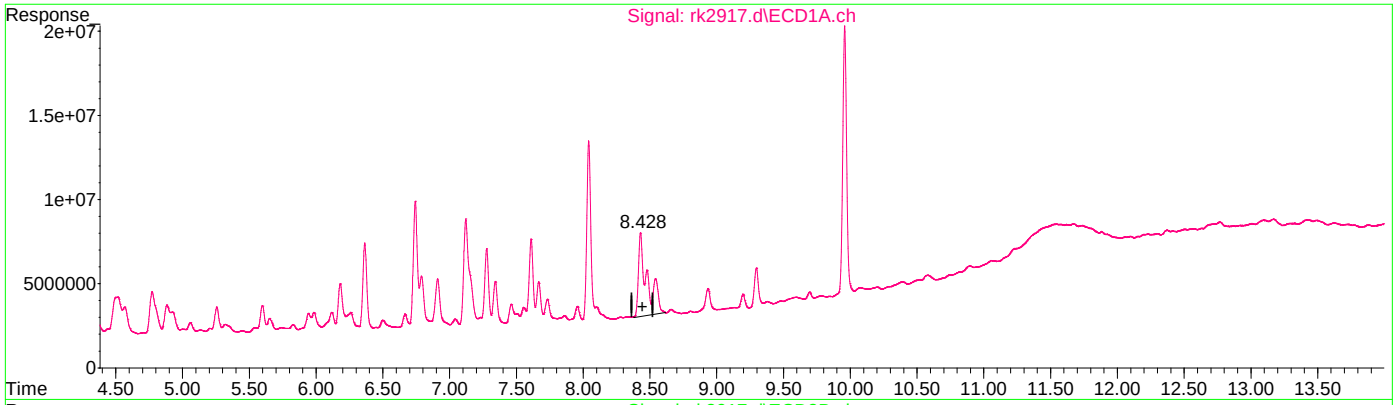

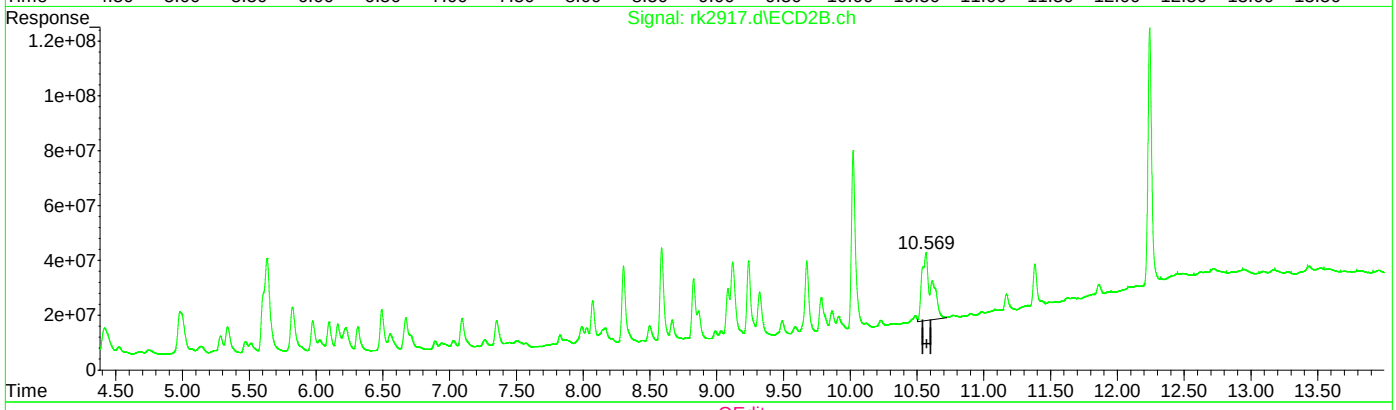

QEdit

(40) AR1260-E

8.428min 131.923 PPB m

response 226364714

(40) AR1260-E #2

10.569min 198.741 PPB m

response 1245098438

(+) = Expected Retention Time
rkpcb50.m Sun Aug 22 22:04:56 2021

Quantitation Report (Qedit)

Data Path : C:\msdchem\1\data\chrisc2\rk79\
Data File : rk2917.d
Signal(s) : Signal #1: ECD1A.ch Signal #2: ECD2B.ch
Acq On : 20 Aug 2021 9:35 pm
Operator : rebeccak
Sample : op34974-msd
Misc : op34974,grk79,15.9,,,10,1
ALS Vial : 56 Sample Multiplier: 1

Integration File signal 1: autoint1.e
Integration File signal 2: autoint2.e
Quant Time: Aug 22 21:35:05 2021
Quant Method : C:\MSDCHEM\1\METHODS\rkpcb50.m
Quant Title :
QLast Update : Sun Aug 22 21:31:57 2021
Response via : Initial Calibration
Integrator: ChemStation

Volume Inj. : 1ul
Signal #1 Phase : ZBCLP-1 Signal #2 Phase: ZBCLP-2
Signal #1 Info : 30m X 0.32mm(.32u Signal #2 Info : 30m X 0.32 mm (.25um)

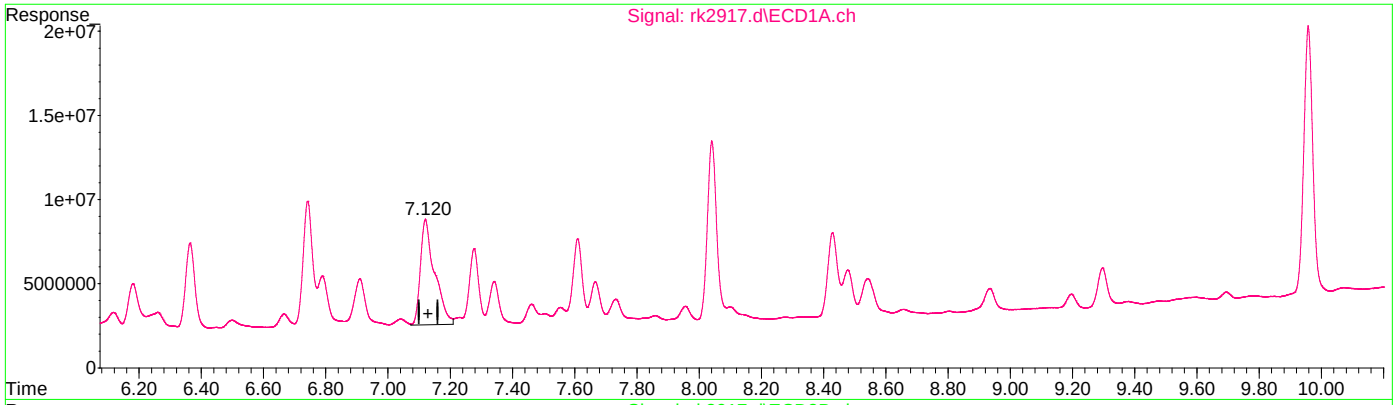

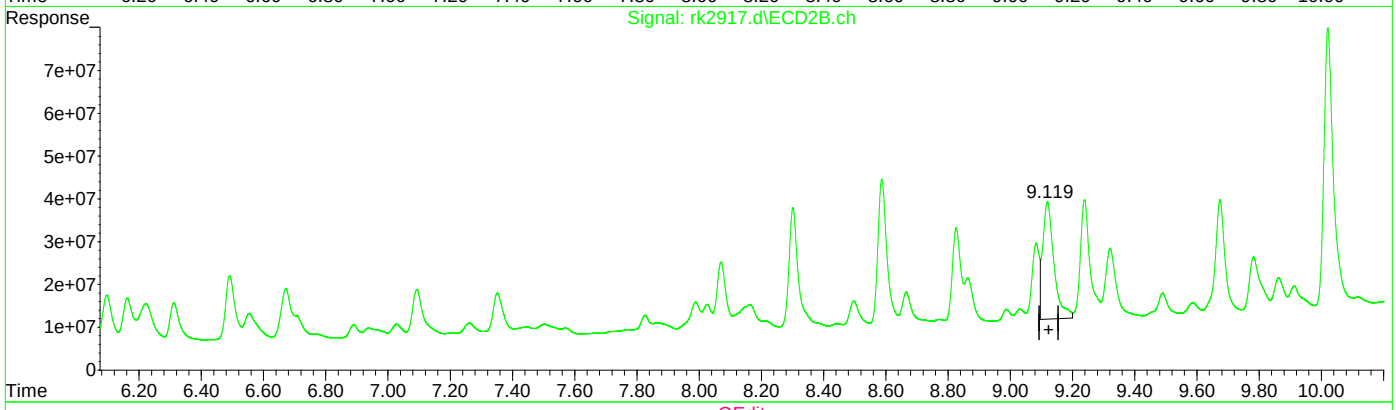

QEdit

(36) AR1260-A

7.120min 162.215 PPB

response 198151812

(36) AR1260-A #2

9.120min 155.689 PPB

response 690923961

(+) = Expected Retention Time
rkpcb50.m Sun Aug 22 22:05:07 2021

Quantitation Report (Qedit)

Data Path : C:\msdchem\1\data\chrisc2\rk79\
Data File : rk2917.d
Signal(s) : Signal #1: ECD1A.ch Signal #2: ECD2B.ch
Acq On : 20 Aug 2021 9:35 pm
Operator : rebeccak
Sample : op34974-msd
Misc : op34974,grk79,15.9,,,10,1
ALS Vial : 56 Sample Multiplier: 1

Integration File signal 1: autoint1.e
Integration File signal 2: autoint2.e
Quant Time: Aug 22 21:35:05 2021
Quant Method : C:\MSDCHEM\1\METHODS\rkpcb50.m
Quant Title :
QLast Update : Sun Aug 22 21:31:57 2021
Response via : Initial Calibration
Integrator: ChemStation

Volume Inj. : 1ul
Signal #1 Phase : ZBCLP-1 Signal #2 Phase: ZBCLP-2
Signal #1 Info : 30m X 0.32mm(.32u Signal #2 Info : 30m X 0.32 mm (.25um)

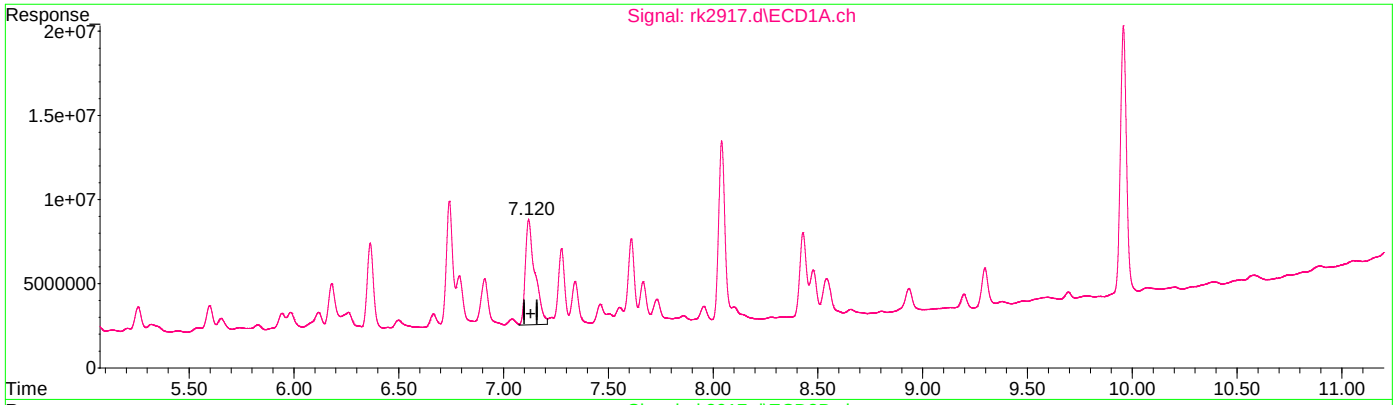

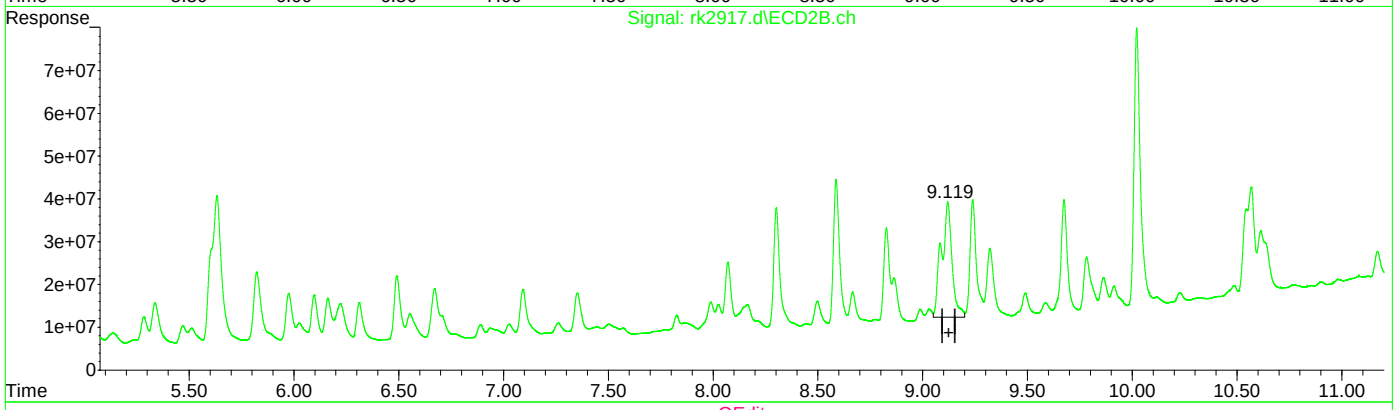

QEdit

(36) AR1260-A

7.120min 162.215 PPB

response 198151812

(36) AR1260-A #2

9.119min 213.628 PPB m

response 948047274

(+) = Expected Retention Time
rkpcb50.m Sun Aug 22 22:05:14 2021

Manual Integrations APPROVED (compounds with "m" flag)
Gwendolyn Burns 07/16/21 12:24

Quantitation Report (QT Reviewed)

Data Path : C:\msdchem\1\data\G6G2739\
Data File : 6g78514.d
Signal(s) : Signal #1: ECD1A.CH Signal #2: ECD2B.CH
Acq On : 18-Jun-21, 03:27:09
Operator : christp
Sample : ddt
Misc : op33095,g6g2739,30,,,2,1
ALS Vial : 1 (Sig #1); 0 (Sig #2) Sample Multiplier: 1

Integration File signal 1: autoint1.e
Integration File signal 2: autoint2.e
Quant Time: Jun 22 23:18:05 2021
Quant Method : C:\MSDCHEM\1\METHODS\6PST2739.M
Quant Title : PEST/PCB
QLast Update : Wed Jun 09 04:17:10 2021
Response via : Initial Calibration
Integrator: ChemStation 6890 Scale Mode: Large solvent peaks clipped

Volume Inj. : 1ul
Signal #1 Phase : RTXCLP I Signal #2 Phase: RTX-CLP II
Signal #1 Info : 30mx.32mmx.32um Signal #2 Info : 30m x .32mm x .25um

	Compound	RT#1	RT#2	Resp#1	Resp#2	PPB	PPB
	Internal Standards						
1)	I 1-bromo-2...	1.833	2.184	592.7E6	379.3E6	50.000	50.000
27)	I 1-bromo-2...	1.833	2.184	592.7E6	379.3E6	50.000	50.000
33)	I 1-bromo-2...	1.833	2.184	592.7E6	379.3E6	50.000	50.000
	System Monitoring Compounds						
2)	SAB Tetrachlo...	2.422	3.023	388.1E6	343.0E6	62.444	55.282
	Spiked Amount 40.000	Range 30 - 150		Recovery = 156.11%#		138.21%	
26)	SA Decachlor...	9.636	12.056	688.7E6	221.7E6	47.499	45.612
	Spiked Amount 40.000			Recovery = 118.75%		114.03%	
	Target Compounds						
15)	B 4,4'-DDE	5.106	6.806	18705711	10181979	1.358m	1.382
17)	MA Endrin	5.799	7.589	774.9E6	383.5E6	59.240	56.557
18)	A 4,4'-DDD	5.925	7.764	14125074	6213265	1.342m	1.046m
20)	MA 4,4'-DDT	6.337	8.302	1195.2E6	620.6E6	110.248	110.350
25)	B Endrin Ke...	7.860f	9.939f	6569129	4036389	0.548m	0.619m
	Sum Toxaphene			0	0	N.D.	N.D.
Average Toxaphene						0.000	0.000

SemiQuant Compounds - Not Calibrated on this Instrument

(f)=RT Delta > 1/2 Window (#)=Amounts differ by > 25% (m)=manual int.

11.5.1 11

Quantitation Report (QT Reviewed)

Data Path : C:\msdchem\1\data\G6G2739\
Data File : 6g78514.d
Signal(s) : Signal #1: ECD1A.CH Signal #2: ECD2B.CH
Acq On : 18-Jun-21, 03:27:09
Operator : christp
Sample : ddt
Misc : op33095,g6g2739,30,,,2,1
ALS Vial : 1 (Sig #1); 0 (Sig #2) Sample Multiplier: 1

Integration File signal 1: autoint1.e
Integration File signal 2: autoint2.e
Quant Time: Jun 22 23:18:05 2021
Quant Method : C:\MSDCHEM\1\METHODS\6PST2739.M
Quant Title : PEST/PCB
QLast Update : Wed Jun 09 04:17:10 2021
Response via : Initial Calibration
Integrator: ChemStation 6890 Scale Mode: Large solvent peaks clipped

Volume Inj. : 1ul
Signal #1 Phase : RTXCLP I Signal #2 Phase: RTX-CLP II
Signal #1 Info : 30mx.32mmx.32um Signal #2 Info : 30m x .32mm x .25um

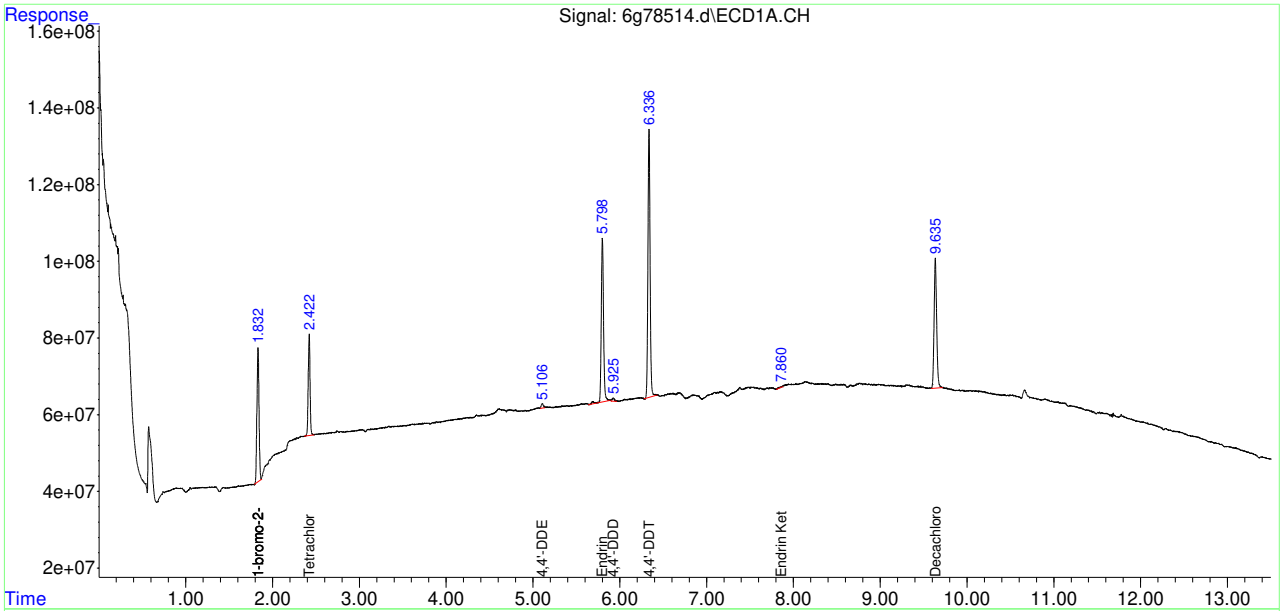

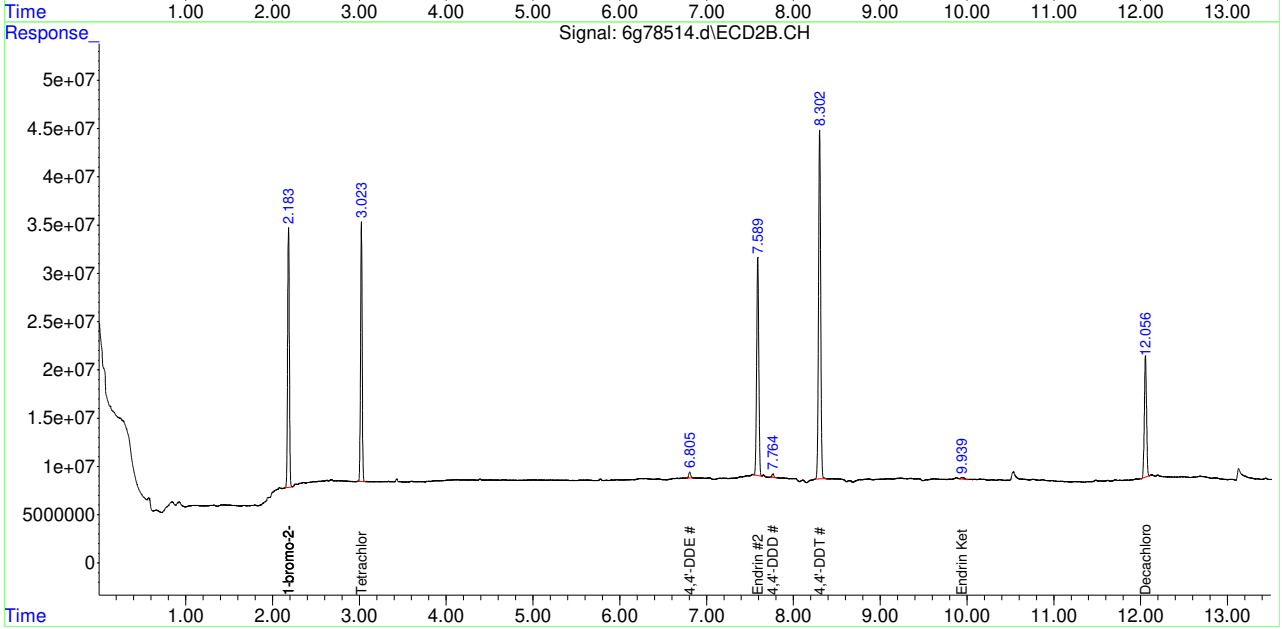

Manual Integration Approval Summary

Sample Number: G6G2739-DDT
Lab FileID: 6G78514.D
Injection Time: 06/18/21 03:27
Method: EPA 608.3
Analyst approved: 07/08/21 04:48 Christine Phillips
Supervisor approved: 07/16/21 12:24 Gwendolyn Burns

Parameter	CAS	Sig#	R.T. (min.)	Reason
4,4'-DDE	72-55-9	1	5.11	Poorly defined baseline
4,4'-DDD	72-54-8	1	5.92	Poorly defined baseline
4,4'-DDD	72-54-8	2	7.76	Poorly defined baseline
Endrin ketone	53494-70-5	1	7.86	Poorly defined baseline
Endrin ketone	53494-70-5	2	9.94	Poorly defined baseline

Quantitation Report (Qedit)

Data Path : C:\msdchem\1\data\G6G2739\
Data File : 6g78514.d
Signal(s) : Signal #1: ECD1A.CH Signal #2: ECD2B.CH
Acq On : 18-Jun-21, 03:27:09
Operator : christp
Sample : ddt
Misc : op33095,g6g2739,30,,,2,1
ALS Vial : 1 (Sig #1); 0 (Sig #2) Sample Multiplier: 1

Integration File signal 1: autoint1.e
Integration File signal 2: autoint2.e
Quant Time: Jun 22 23:16:00 2021
Quant Method : C:\MSDCHEM\1\METHODS\6PST2739.M
Quant Title : PEST/PCB
QLast Update : Wed Jun 09 04:17:10 2021
Response via : Initial Calibration
Integrator: ChemStation 6890 Scale Mode: Large solvent peaks clipped

Volume Inj. : 1ul
Signal #1 Phase : RTXCLP I Signal #2 Phase: RTX-CLP II
Signal #1 Info : 30mx.32mmx.32um Signal #2 Info : 30m x .32mm x .25um

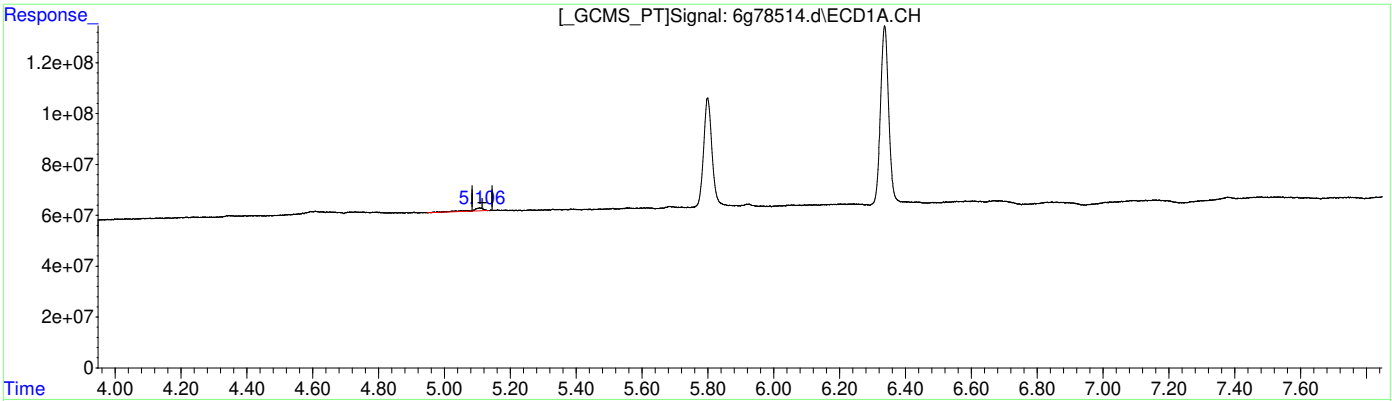

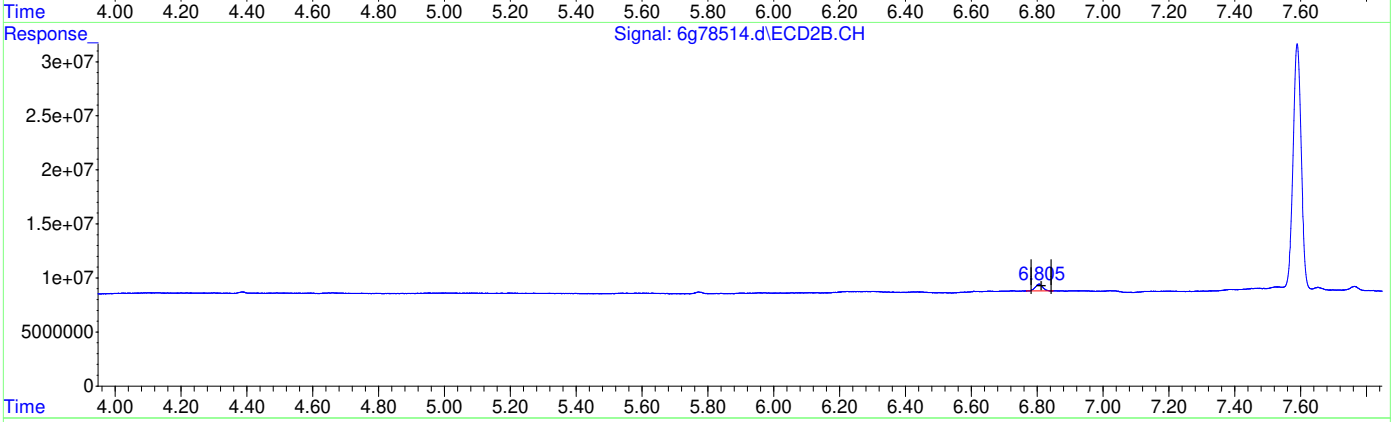

QEdit

(15) 4,4'-DDE (B)

5.107min 2.188 PPB

response 30143714

(15) 4,4'-DDE #2 (B)

6.806min 1.382 PPB

response 10181979

(+) = Expected Retention Time
6PST2739.M Tue Jun 22 23:16:27 2021

Quantitation Report (Qedit)

Data Path : C:\msdchem\1\data\G6G2739\
Data File : 6g78514.d
Signal(s) : Signal #1: ECD1A.CH Signal #2: ECD2B.CH
Acq On : 18-Jun-21, 03:27:09
Operator : christp
Sample : ddt
Misc : op33095,g6g2739,30,,,2,1
ALS Vial : 1 (Sig #1); 0 (Sig #2) Sample Multiplier: 1

Integration File signal 1: autoint1.e
Integration File signal 2: autoint2.e
Quant Time: Jun 22 23:16:00 2021
Quant Method : C:\MSDCHEM\1\METHODS\6PST2739.M
Quant Title : PEST/PCB
QLast Update : Wed Jun 09 04:17:10 2021
Response via : Initial Calibration
Integrator: ChemStation 6890 Scale Mode: Large solvent peaks clipped

Volume Inj. : 1ul
Signal #1 Phase : RTXCLP I Signal #2 Phase: RTX-CLP II
Signal #1 Info : 30mx.32mmx.32um Signal #2 Info : 30m x .32mm x .25um

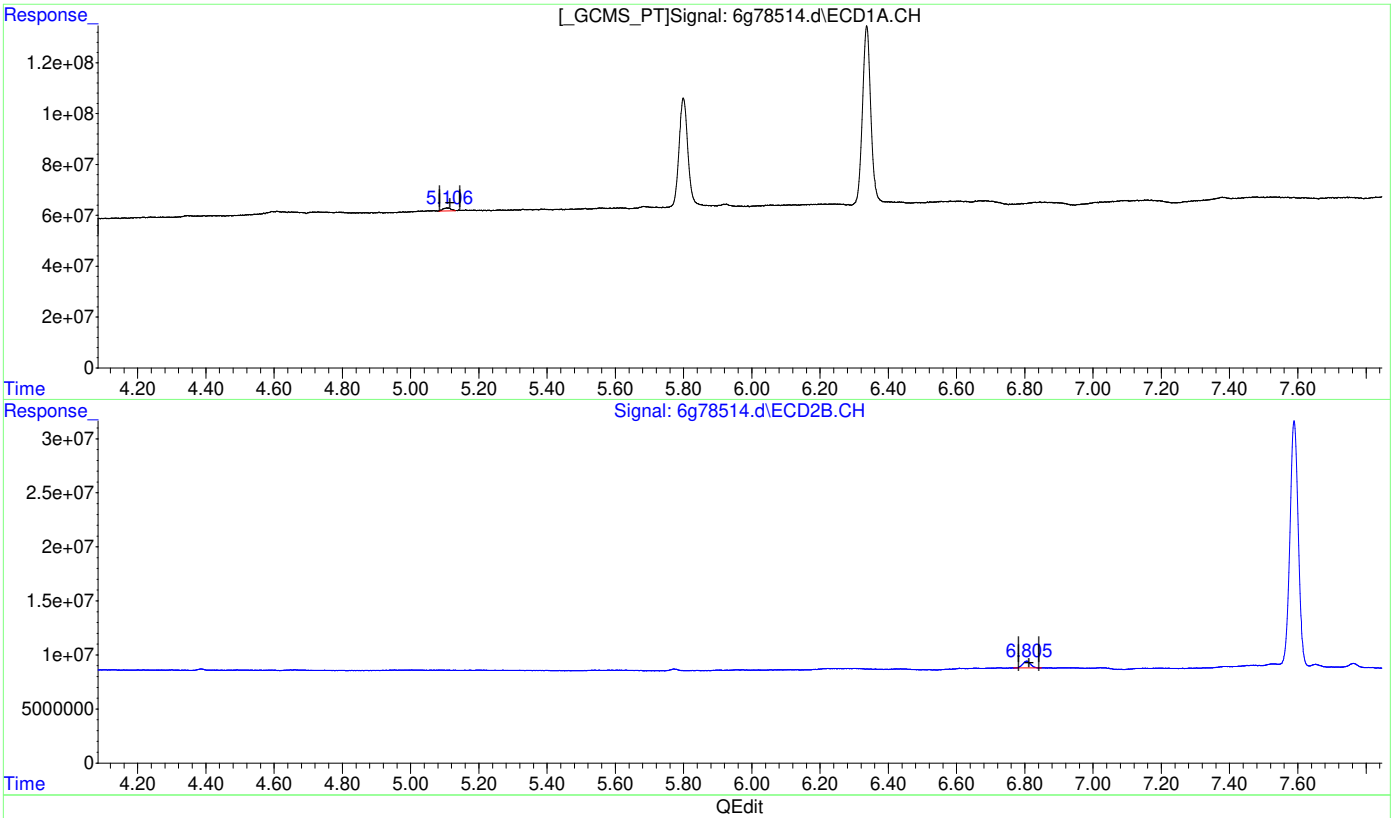

(15) 4,4'-DDE (B)

5.106min 1.358 PPB m

response 18705711

(15) 4,4'-DDE #2 (B)

6.806min 1.382 PPB

response 10181979

(+) = Expected Retention Time
6PST2739.M Tue Jun 22 23:16:41 2021

Quantitation Report (Qedit)

Data Path : C:\msdchem\1\data\G6G2739\
Data File : 6g78514.d
Signal(s) : Signal #1: ECD1A.CH Signal #2: ECD2B.CH
Acq On : 18-Jun-21, 03:27:09
Operator : christp
Sample : ddt
Misc : op33095,g6g2739,30,,,2,1
ALS Vial : 1 (Sig #1); 0 (Sig #2) Sample Multiplier: 1

Integration File signal 1: autoint1.e
Integration File signal 2: autoint2.e
Quant Time: Jun 22 23:16:00 2021
Quant Method : C:\MSDCHEM\1\METHODS\6PST2739.M
Quant Title : PEST/PCB
QLast Update : Wed Jun 09 04:17:10 2021
Response via : Initial Calibration
Integrator: ChemStation 6890 Scale Mode: Large solvent peaks clipped

Volume Inj. : 1ul
Signal #1 Phase : RTXCLP I Signal #2 Phase: RTX-CLP II
Signal #1 Info : 30mx.32mmx.32um Signal #2 Info : 30m x .32mm x .25um

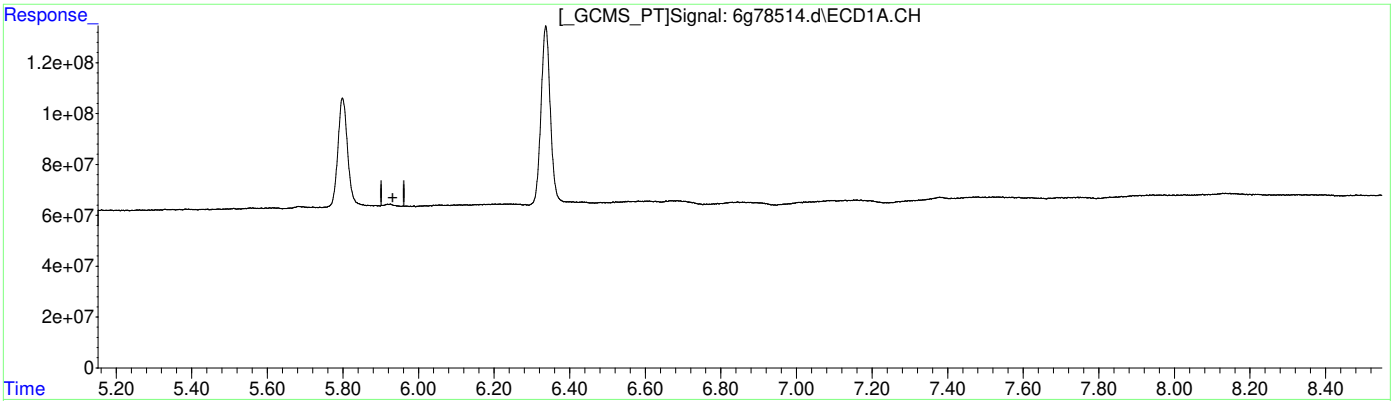

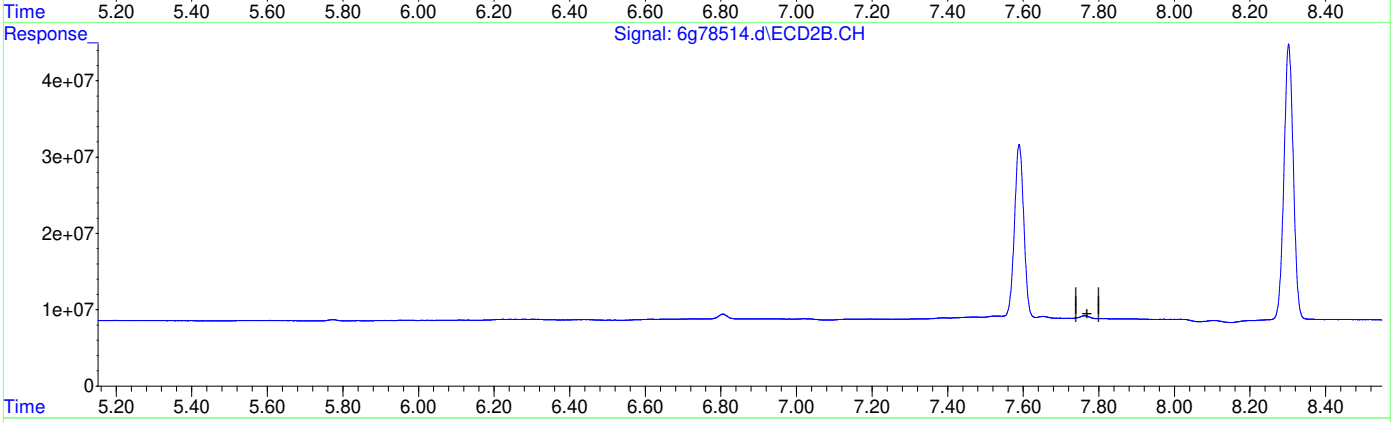

QEdit

(18) 4,4'-DDD (A)

5.924min 0.000 PPB m

response 0

(18) 4,4'-DDD #2 (A)

0.000min 0.000 PPB

response 0

(+) = Expected Retention Time

6PST2739.M Tue Jun 22 23:17:02 2021 Page: 1

Quantitation Report (Qedit)

Data Path : C:\msdchem\1\data\G6G2739\
Data File : 6g78514.d
Signal(s) : Signal #1: ECD1A.CH Signal #2: ECD2B.CH
Acq On : 18-Jun-21, 03:27:09
Operator : christp
Sample : ddt
Misc : op33095,g6g2739,30,,,2,1
ALS Vial : 1 (Sig #1); 0 (Sig #2) Sample Multiplier: 1

Integration File signal 1: autoint1.e
Integration File signal 2: autoint2.e
Quant Time: Jun 22 23:16:00 2021
Quant Method : C:\MSDCHEM\1\METHODS\6PST2739.M
Quant Title : PEST/PCB
QLast Update : Wed Jun 09 04:17:10 2021
Response via : Initial Calibration
Integrator: ChemStation 6890 Scale Mode: Large solvent peaks clipped

Volume Inj. : 1ul
Signal #1 Phase : RTXCLP I Signal #2 Phase: RTX-CLP II
Signal #1 Info : 30mx.32mmx.32um Signal #2 Info : 30m x .32mm x .25um

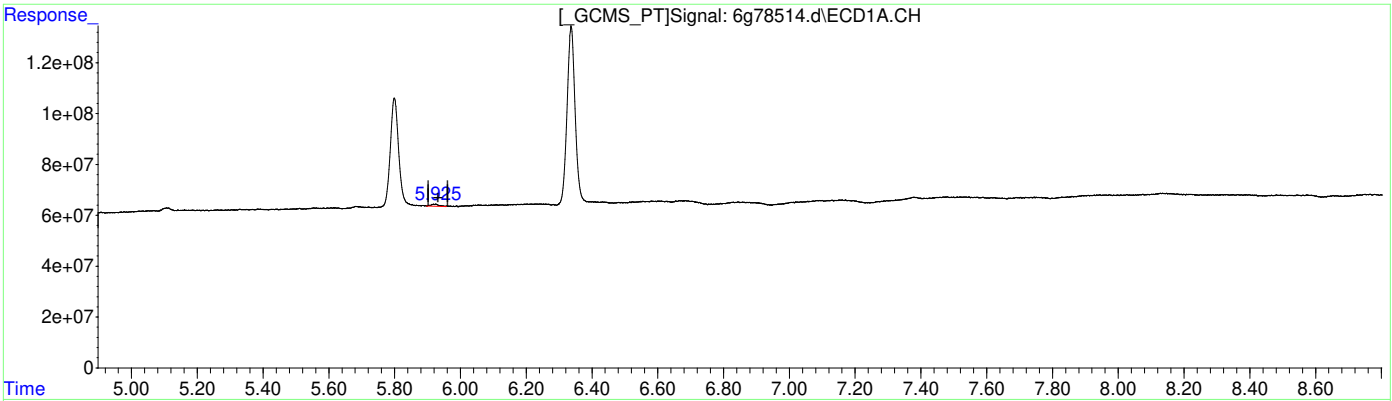

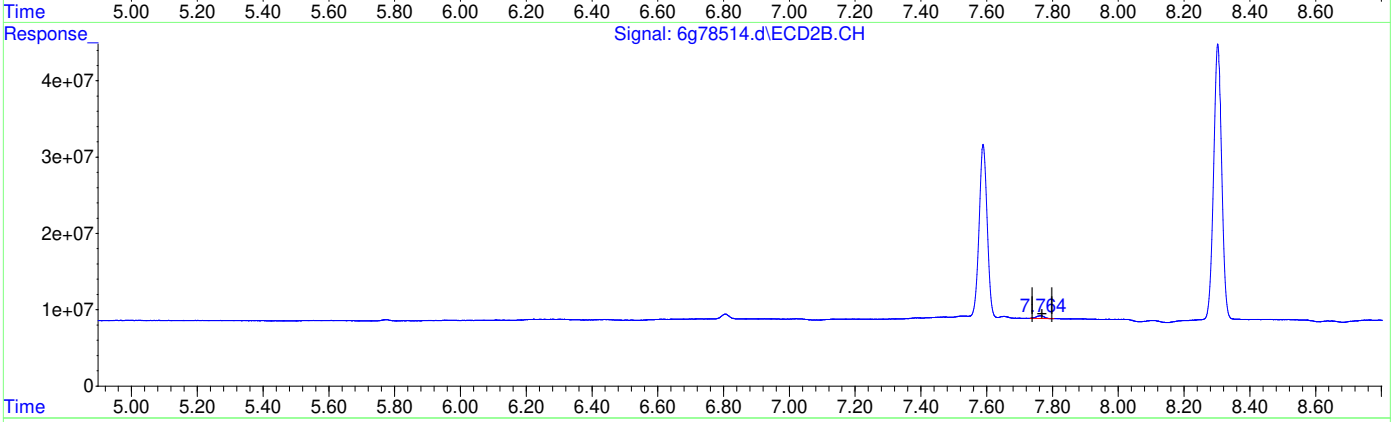

QEdit

(18) 4,4'-DDD (A)

5.925min 1.342 PPB m

response 14125074

(18) 4,4'-DDD #2 (A)

7.764min 1.046 PPB m

response 6213265

(+) = Expected Retention Time
6PST2739.M Tue Jun 22 23:17:26 2021

Quantitation Report (Qedit)

Data Path : C:\msdchem\1\data\G6G2739\
Data File : 6g78514.d
Signal(s) : Signal #1: ECD1A.CH Signal #2: ECD2B.CH
Acq On : 18-Jun-21, 03:27:09
Operator : christp
Sample : ddt
Misc : op33095,g6g2739,30,,,2,1
ALS Vial : 1 (Sig #1); 0 (Sig #2) Sample Multiplier: 1

Integration File signal 1: autoint1.e
Integration File signal 2: autoint2.e
Quant Time: Jun 22 23:16:00 2021
Quant Method : C:\MSDCHEM\1\METHODS\6PST2739.M
Quant Title : PEST/PCB
QLast Update : Wed Jun 09 04:17:10 2021
Response via : Initial Calibration
Integrator: ChemStation 6890 Scale Mode: Large solvent peaks clipped

Volume Inj. : 1ul
Signal #1 Phase : RTXCLP I Signal #2 Phase: RTX-CLP II
Signal #1 Info : 30mx.32mmx.32um Signal #2 Info : 30m x .32mm x .25um

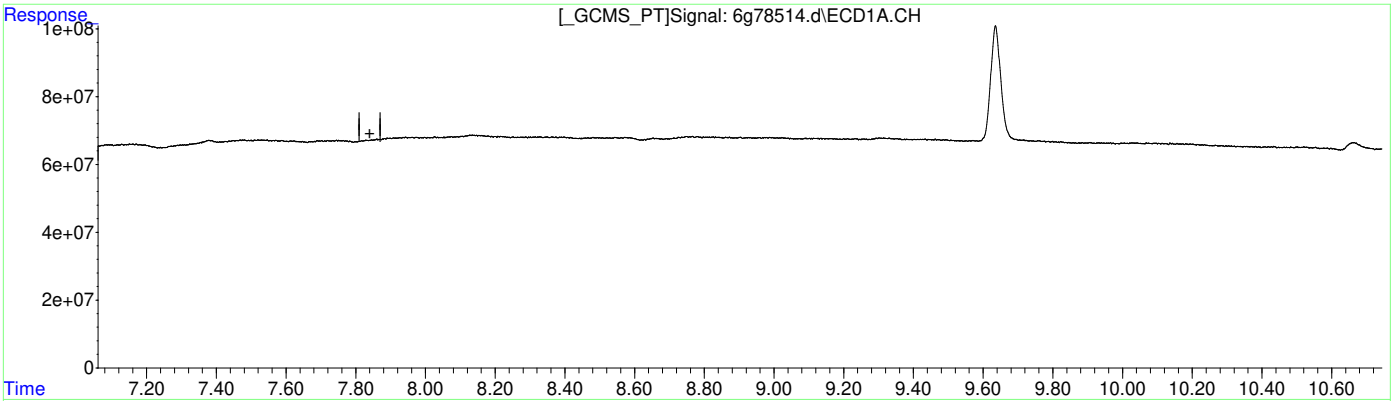

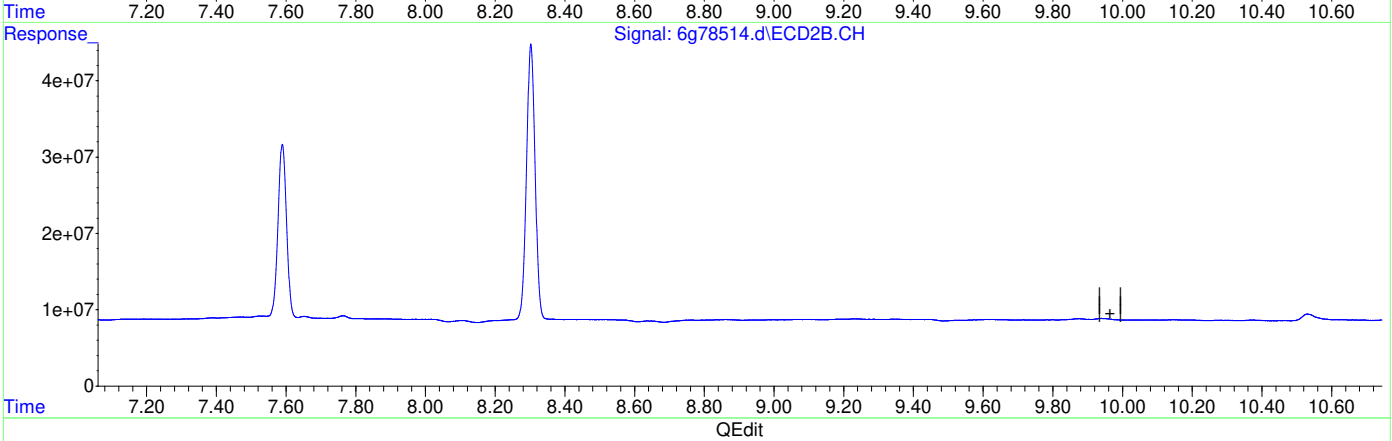

QEdit

(25) Endrin Ketone (B)

7.733min 0.000 PPB m

response 0

(25) Endrin Ketone #2 (B)

0.000min 0.000 PPB

response 0

(+) = Expected Retention Time
6PST2739.M Tue Jun 22 23:17:46 2021

Quantitation Report (Qedit)

Data Path : C:\msdchem\1\data\G6G2739\
Data File : 6g78514.d
Signal(s) : Signal #1: ECD1A.CH Signal #2: ECD2B.CH
Acq On : 18-Jun-21, 03:27:09
Operator : christp
Sample : ddt
Misc : op33095,g6g2739,30,,,2,1
ALS Vial : 1 (Sig #1); 0 (Sig #2) Sample Multiplier: 1

Integration File signal 1: autoint1.e
Integration File signal 2: autoint2.e
Quant Time: Jun 22 23:16:00 2021
Quant Method : C:\MSDCHEM\1\METHODS\6PST2739.M
Quant Title : PEST/PCB
QLast Update : Wed Jun 09 04:17:10 2021
Response via : Initial Calibration
Integrator: ChemStation 6890 Scale Mode: Large solvent peaks clipped

Volume Inj. : 1ul
Signal #1 Phase : RTXCLP I Signal #2 Phase: RTX-CLP II
Signal #1 Info : 30mx.32mmx.32um Signal #2 Info : 30m x .32mm x .25um

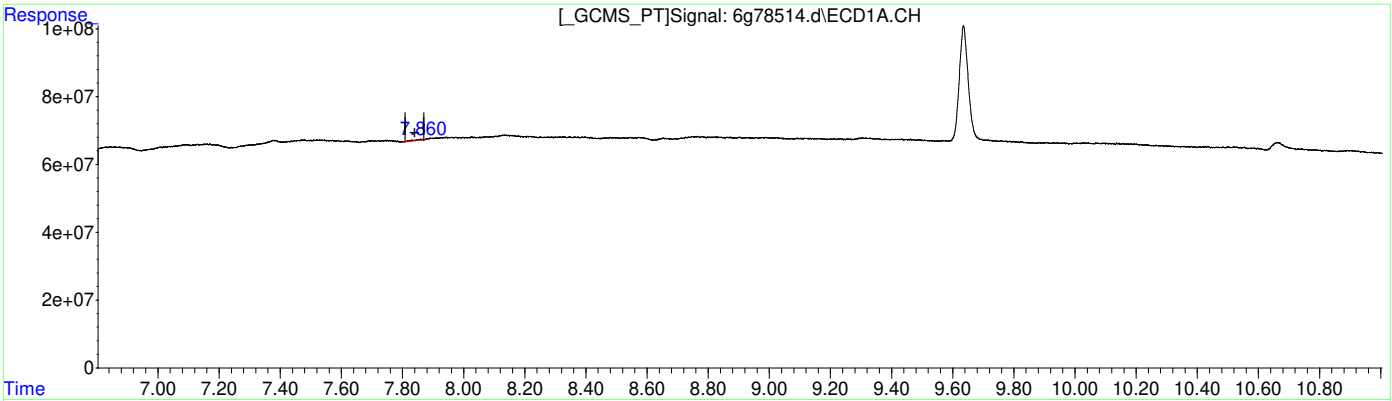

(25) Endrin Ketone (B)

7.860min 0.548 PPB m

response 6569129

(25) Endrin Ketone #2 (B)

9.939min 0.619 PPB m

response 4036389

(+) = Expected Retention Time

Manual Integrations APPROVED (compounds with "m" flag)
Gwendolyn Burns 08/23/21 08:12

Quantitation Report (QT Reviewed)

Data Path : C:\msdchem\1\data\G6G2775\
Data File : 6g79055.d
Signal(s) : Signal #1: ECD1A.CH Signal #2: ECD2B.CH
Acq On : 22-Aug-21, 22:34:50
Operator : christp
Sample : ddt
Misc : op34923,g6g2775,15.6,,,10,1
ALS Vial : 1 (Sig #1); 0 (Sig #2) Sample Multiplier: 1

Integration File signal 1: autoint1.e
Integration File signal 2: autoint2.e
Quant Time: Aug 23 00:58:36 2021
Quant Method : C:\MSDCHEM\1\METHODS\6PST2739.M
Quant Title : PEST/PCB
QLast Update : Mon Jul 19 00:05:28 2021
Response via : Initial Calibration
Integrator: ChemStation 6890 Scale Mode: Large solvent peaks clipped

Volume Inj. : 1ul
Signal #1 Phase : RTXCLP I Signal #2 Phase: RTX-CLP II
Signal #1 Info : 30mx.32mmx.32um Signal #2 Info : 30m x .32mm x .25um

	Compound	RT#1	RT#2	Resp#1	Resp#2	PPB	PPB
	Internal Standards						
1)	I 1-bromo-2...	1.834	2.183	830.3E6	489.2E6	50.000	50.000
27)	I 1-bromo-2...	1.834	2.183	830.3E6	489.2E6	50.000	50.000
33)	I 1-bromo-2...	1.834	2.183	830.3E6	489.2E6	50.000	50.000
	System Monitoring Compounds						
2)	SAB Tetrachlo...	2.419	3.018	373.8E6	407.6E6	39.339	48.310
	Spiked Amount 40.000	Range 30 - 150		Recovery =		98.35%	120.78%
26)	SA Decachlor...	9.619f	12.034f	918.1E6	318.7E6	45.529	49.804
	Spiked Amount 40.000			Recovery =		113.82%	124.51%
	Target Compounds						
15)	B 4,4'-DDE	5.100	6.788f	17513238	10146360	0.881m	0.992
17)	MA Endrin	5.785f	7.569f	949.4E6	487.0E6	48.413	51.863
18)	A 4,4'-DDD	5.916	7.747f	12952522	6901498	0.845m	0.845m
20)	MA 4,4'-DDT	6.323	8.283f	1544.5E6	818.6E6	96.092	102.053
25)	B Endrin Ke...	7.872f	9.938f	5988266	3073728	0.346m	0.348m
	Sum Toxaphene			0	0	N.D.	N.D.
	Average Toxaphene					0.000	0.000
	SemiQuant Compounds - Not Calibrated on this Instrument						

(f)=RT Delta > 1/2 Window (#)=Amounts differ by > 25% (m)=manual int.

11.5.2 11

Quantitation Report (QT Reviewed)

Data Path : C:\msdchem\1\data\G6G2775\
Data File : 6g79055.d
Signal(s) : Signal #1: ECD1A.CH Signal #2: ECD2B.CH
Acq On : 22-Aug-21, 22:34:50
Operator : christp
Sample : ddt
Misc : op34923,g6g2775,15.6,,,10,1
ALS Vial : 1 (Sig #1); 0 (Sig #2) Sample Multiplier: 1

Integration File signal 1: autoint1.e
Integration File signal 2: autoint2.e
Quant Time: Aug 23 00:58:36 2021
Quant Method : C:\MSDCHEM\1\METHODS\6PST2739.M
Quant Title : PEST/PCB
QLast Update : Mon Jul 19 00:05:28 2021
Response via : Initial Calibration
Integrator: ChemStation 6890 Scale Mode: Large solvent peaks clipped

Volume Inj. : 1ul
Signal #1 Phase : RTXCLP I Signal #2 Phase: RTX-CLP II
Signal #1 Info : 30mx.32mmx.32um Signal #2 Info : 30m x .32mm x .25um

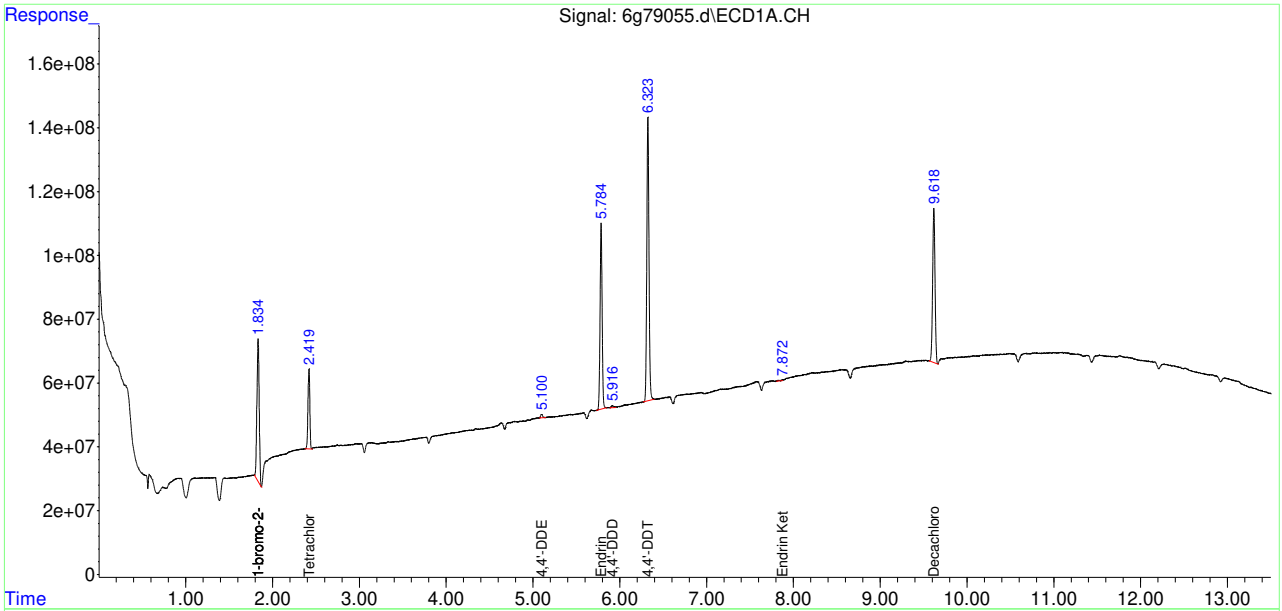

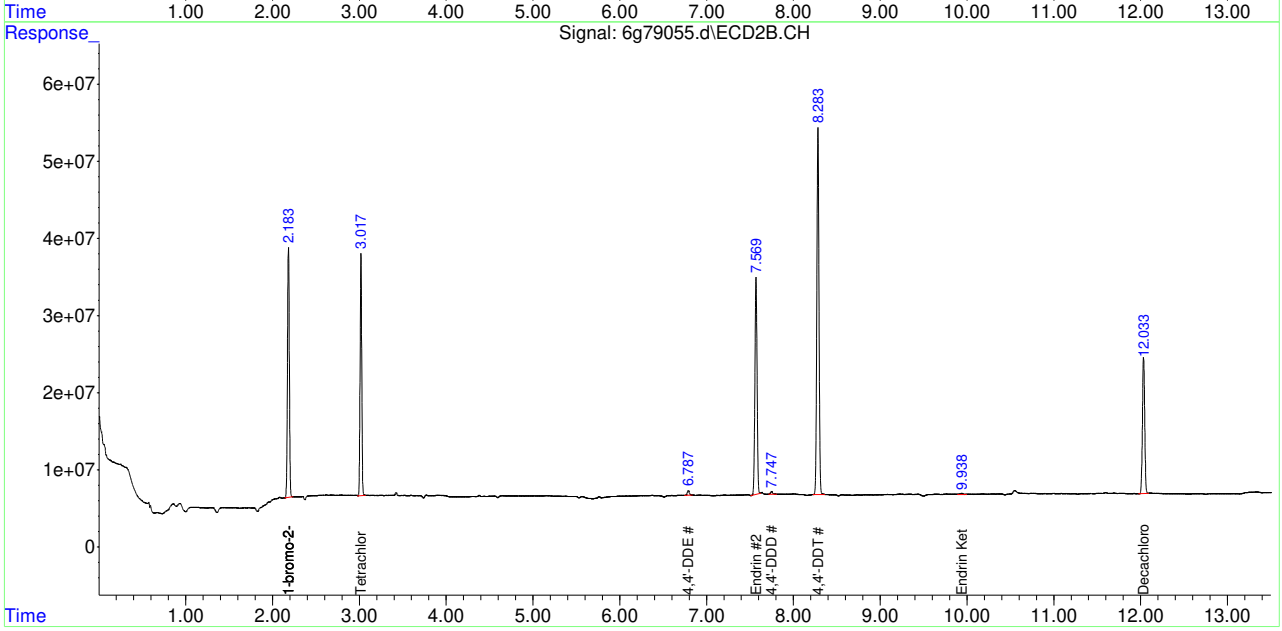

Manual Integration Approval Summary

Sample Number: G6G2775-DDT
Lab FileID: 6G79055.D
Injection Time: 08/22/21 22:34
Method: SW846 8081B
Analyst approved: 08/23/21 01:55 Christine Phillips
Supervisor approved: 08/23/21 08:12 Gwendolyn Burns

Parameter	CAS	Sig#	R.T. (min.)	Reason
4,4'-DDE	72-55-9	1	5.10	Poorly defined baseline
4,4'-DDD	72-54-8	1	5.92	Poorly defined baseline
4,4'-DDD	72-54-8	2	7.75	Poorly defined baseline
Endrin ketone	53494-70-5	1	7.87	Poorly defined baseline
Endrin ketone	53494-70-5	2	9.94	Poorly defined baseline

Quantitation Report (Qedit)

Data Path : C:\msdchem\1\data\G6G2775\
Data File : 6g79055.d
Signal(s) : Signal #1: ECD1A.CH Signal #2: ECD2B.CH
Acq On : 22-Aug-21, 22:34:50
Operator : christp
Sample : ddt
Misc : op34923,g6g2775,15.6,,,10,1
ALS Vial : 1 (Sig #1); 0 (Sig #2) Sample Multiplier: 1

Integration File signal 1: autoint1.e
Integration File signal 2: autoint2.e
Quant Time: Aug 23 00:56:31 2021
Quant Method : C:\MSDCHEM\1\METHODS\6PST2739.M
Quant Title : PEST/PCB
QLast Update : Mon Jul 19 00:05:28 2021
Response via : Initial Calibration
Integrator: ChemStation 6890 Scale Mode: Large solvent peaks clipped

Volume Inj. : 1ul
Signal #1 Phase : RTXCLP I Signal #2 Phase: RTX-CLP II
Signal #1 Info : 30mx.32mmx.32um Signal #2 Info : 30m x .32mm x .25um

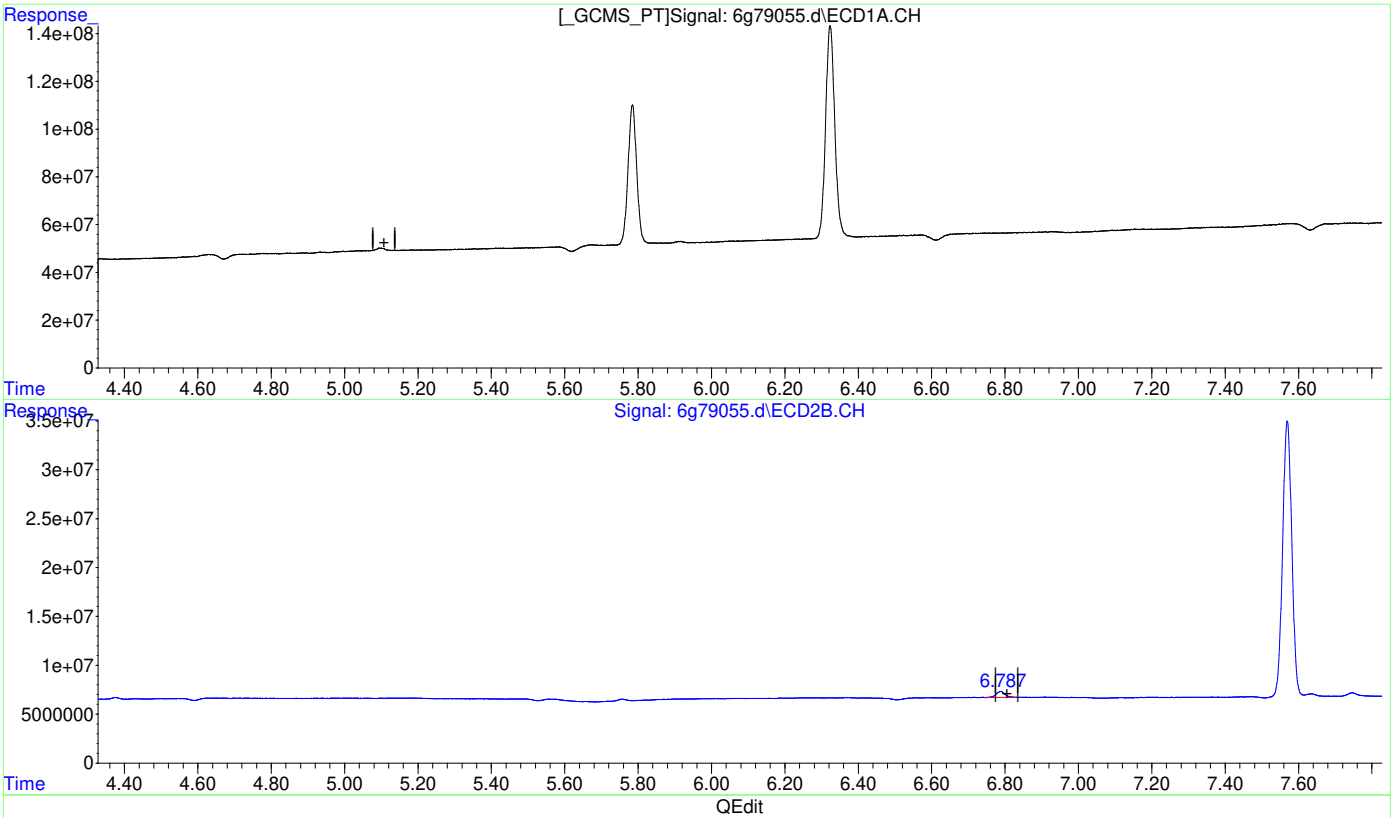

QEdit

(15) 4,4'-DDE (B)

5.100min 0.000 PPB m

response 0

(15) 4,4'-DDE #2 (B)

6.788min 0.992 PPB

response 10146360

(+) = Expected Retention Time
6PST2739.M Mon Aug 23 00:56:58 2021

Quantitation Report (Qedit)

Data Path : C:\msdchem\1\data\G6G2775\
Data File : 6g79055.d
Signal(s) : Signal #1: ECD1A.CH Signal #2: ECD2B.CH
Acq On : 22-Aug-21, 22:34:50
Operator : christp
Sample : ddt
Misc : op34923,g6g2775,15.6,,,10,1
ALS Vial : 1 (Sig #1); 0 (Sig #2) Sample Multiplier: 1

Integration File signal 1: autoint1.e
Integration File signal 2: autoint2.e
Quant Time: Aug 23 00:56:31 2021
Quant Method : C:\MSDCHEM\1\METHODS\6PST2739.M
Quant Title : PEST/PCB
QLast Update : Mon Jul 19 00:05:28 2021
Response via : Initial Calibration
Integrator: ChemStation 6890 Scale Mode: Large solvent peaks clipped

Volume Inj. : 1ul
Signal #1 Phase : RTXCLP I Signal #2 Phase: RTX-CLP II
Signal #1 Info : 30mx.32mmx.32um Signal #2 Info : 30m x .32mm x .25um

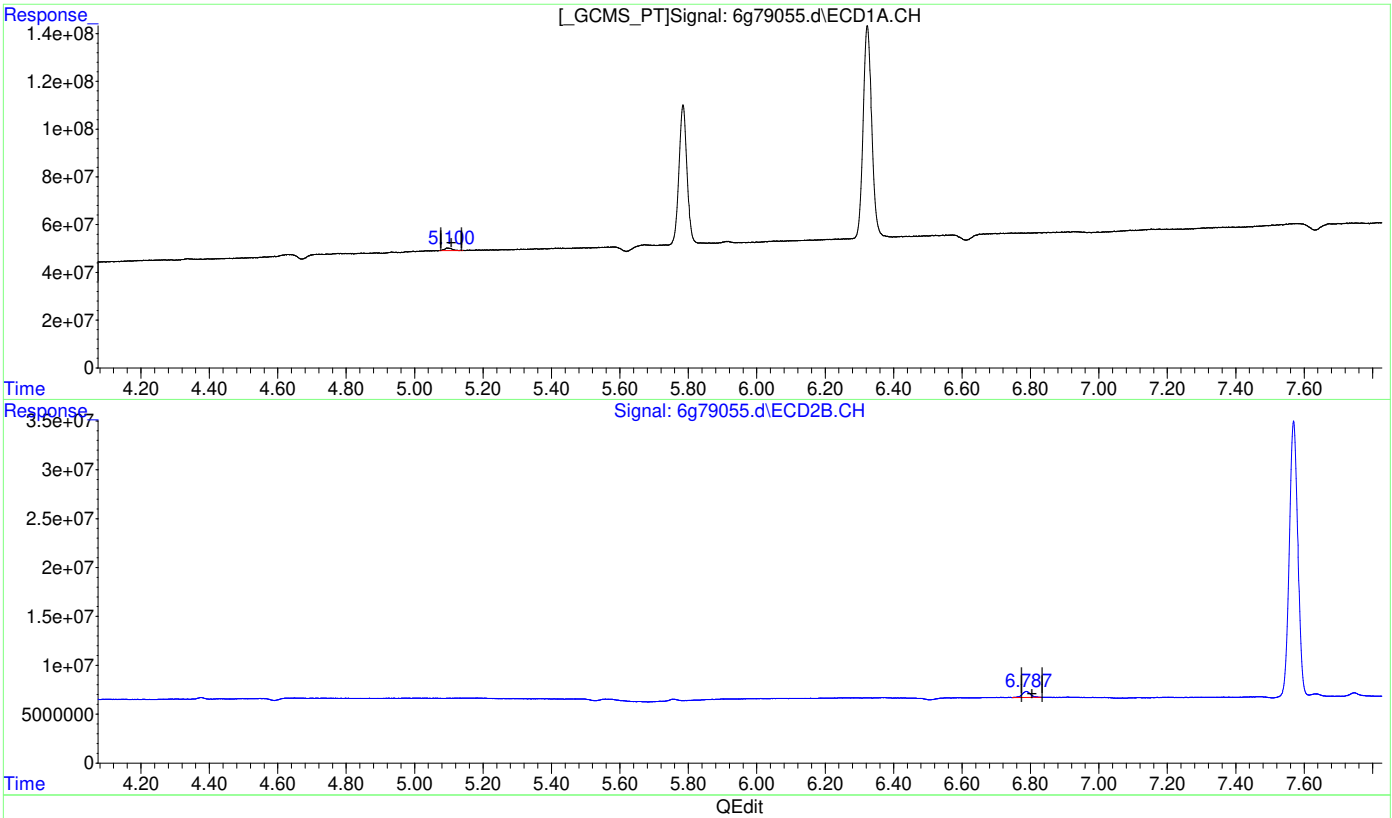

(15) 4,4'-DDE (B)

5.100min 0.881 PPB m

response 17513238

(15) 4,4'-DDE #2 (B)

6.788min 0.992 PPB

response 10146360

(+) = Expected Retention Time
6PST2739.M Mon Aug 23 00:57:13 2021

Quantitation Report (Qedit)

Data Path : C:\msdchem\1\data\G6G2775\
Data File : 6g79055.d
Signal(s) : Signal #1: ECD1A.CH Signal #2: ECD2B.CH
Acq On : 22-Aug-21, 22:34:50
Operator : christp
Sample : ddt
Misc : op34923,g6g2775,15.6,,,10,1
ALS Vial : 1 (Sig #1); 0 (Sig #2) Sample Multiplier: 1

Integration File signal 1: autoint1.e
Integration File signal 2: autoint2.e
Quant Time: Aug 23 00:56:31 2021
Quant Method : C:\MSDCHEM\1\METHODS\6PST2739.M
Quant Title : PEST/PCB
QLast Update : Mon Jul 19 00:05:28 2021
Response via : Initial Calibration
Integrator: ChemStation 6890 Scale Mode: Large solvent peaks clipped

Volume Inj. : 1ul
Signal #1 Phase : RTXCLP I Signal #2 Phase: RTX-CLP II
Signal #1 Info : 30mx.32mmx.32um Signal #2 Info : 30m x .32mm x .25um

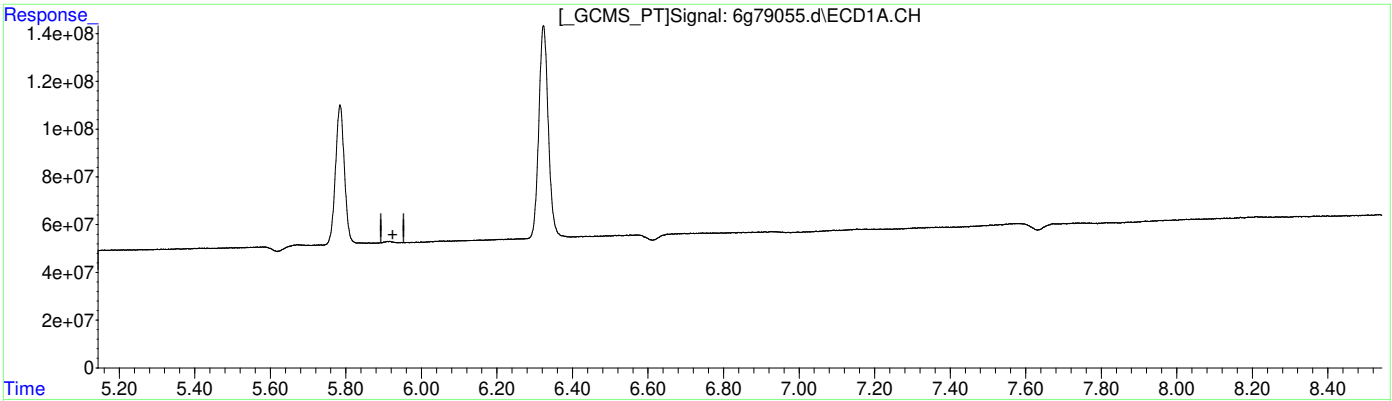

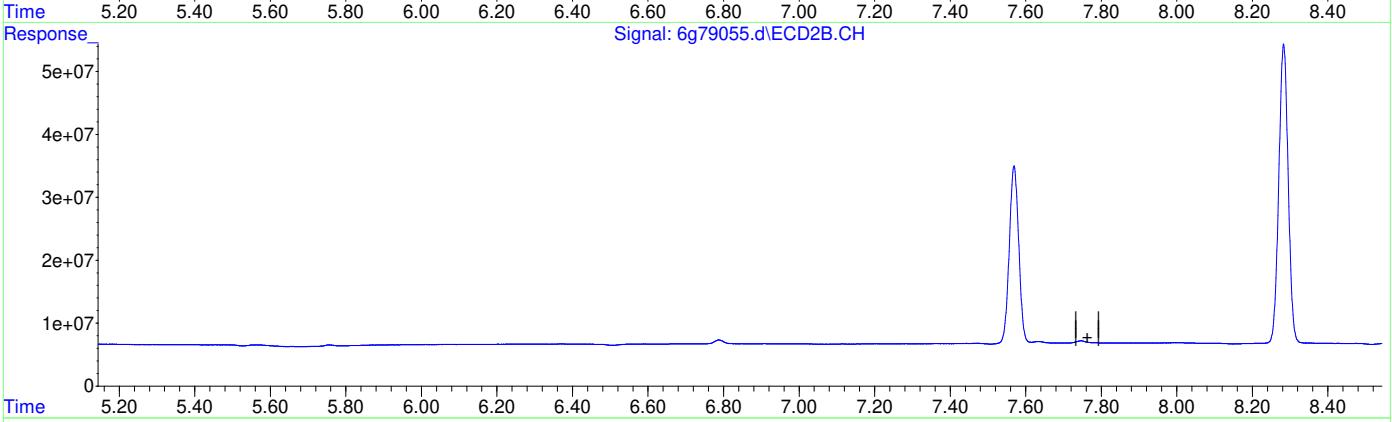

QEdit

(18) 4,4'-DDD (A)

5.839min 0.000 PPB m

response 0

(18) 4,4'-DDD #2 (A)

0.000min 0.000 PPB

response 0

(+) = Expected Retention Time

6PST2739.M Mon Aug 23 00:57:24 2021 Page: 1

Quantitation Report (Qedit)

Data Path : C:\msdchem\1\data\G6G2775\
Data File : 6g79055.d
Signal(s) : Signal #1: ECD1A.CH Signal #2: ECD2B.CH
Acq On : 22-Aug-21, 22:34:50
Operator : christp
Sample : ddt
Misc : op34923,g6g2775,15.6,,,10,1
ALS Vial : 1 (Sig #1); 0 (Sig #2) Sample Multiplier: 1

Integration File signal 1: autoint1.e
Integration File signal 2: autoint2.e
Quant Time: Aug 23 00:56:31 2021
Quant Method : C:\MSDCHEM\1\METHODS\6PST2739.M
Quant Title : PEST/PCB
QLast Update : Mon Jul 19 00:05:28 2021
Response via : Initial Calibration
Integrator: ChemStation 6890 Scale Mode: Large solvent peaks clipped

Volume Inj. : 1ul
Signal #1 Phase : RTXCLP I Signal #2 Phase: RTX-CLP II
Signal #1 Info : 30mx.32mmx.32um Signal #2 Info : 30m x .32mm x .25um

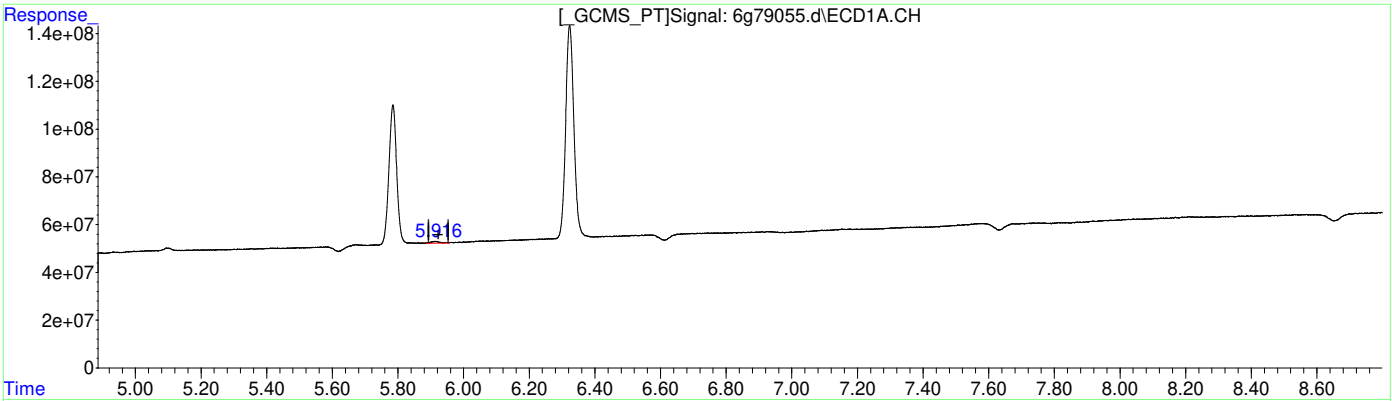

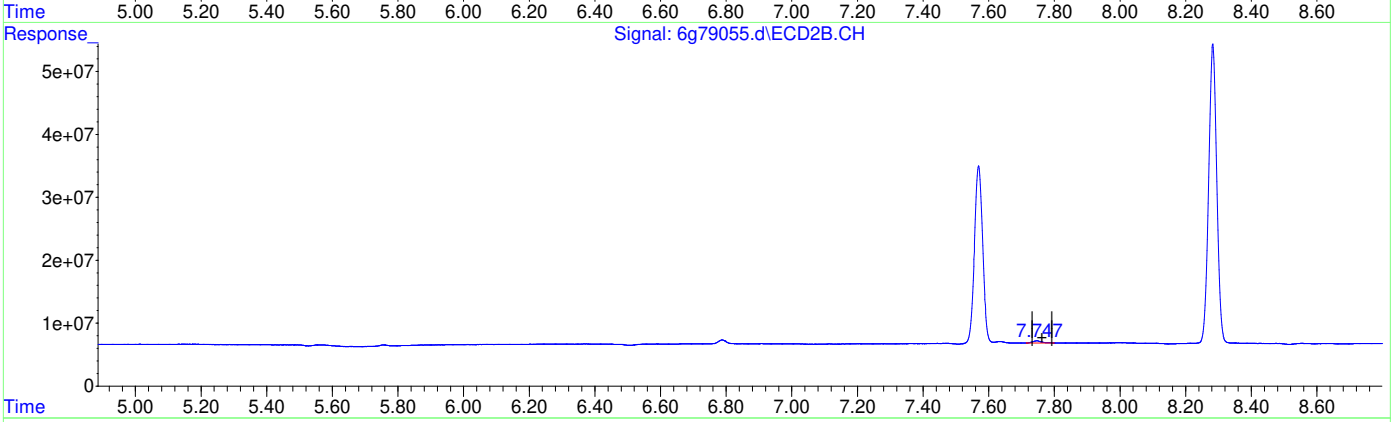

QEdit

(18) 4,4'-DDD (A)

5.916min 0.845 PPB m

response 12952522

(18) 4,4'-DDD #2 (A)

7.747min 0.845 PPB m

response 6901498

(+) = Expected Retention Time

Quantitation Report (Qedit)

Data Path : C:\msdchem\1\data\G6G2775\
Data File : 6g79055.d
Signal(s) : Signal #1: ECD1A.CH Signal #2: ECD2B.CH
Acq On : 22-Aug-21, 22:34:50
Operator : christp
Sample : ddt
Misc : op34923,g6g2775,15.6,,,10,1
ALS Vial : 1 (Sig #1); 0 (Sig #2) Sample Multiplier: 1

Integration File signal 1: autoint1.e
Integration File signal 2: autoint2.e
Quant Time: Aug 23 00:56:31 2021
Quant Method : C:\MSDCHEM\1\METHODS\6PST2739.M
Quant Title : PEST/PCB
QLast Update : Mon Jul 19 00:05:28 2021
Response via : Initial Calibration
Integrator: ChemStation 6890 Scale Mode: Large solvent peaks clipped

Volume Inj. : 1ul
Signal #1 Phase : RTXCLP I Signal #2 Phase: RTX-CLP II
Signal #1 Info : 30mx.32mmx.32um Signal #2 Info : 30m x .32mm x .25um

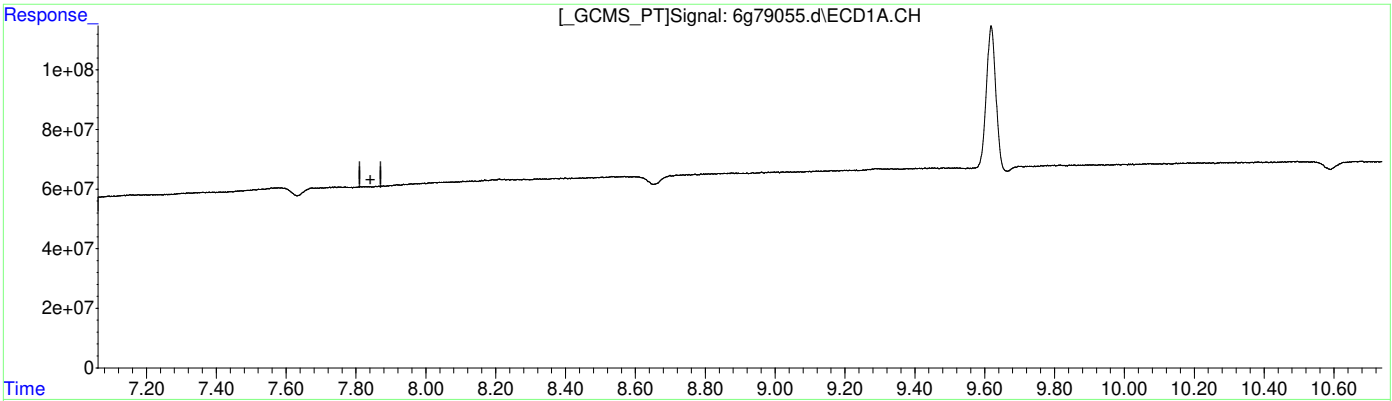

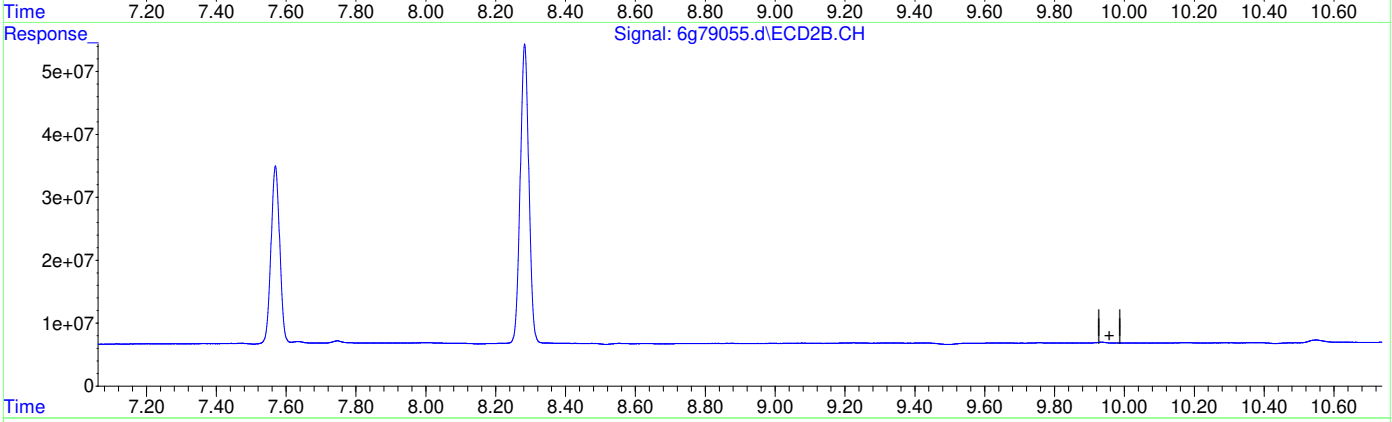

QEdit

(25) Endrin Ketone (B)

7.738min 0.000 PPB m

response 0

(25) Endrin Ketone #2 (B)

0.000min 0.000 PPB

response 0

(+) = Expected Retention Time
6PST2739.M Mon Aug 23 00:58:13 2021

Quantitation Report (Qedit)

Data Path : C:\msdchem\1\data\G6G2775\
Data File : 6g79055.d
Signal(s) : Signal #1: ECD1A.CH Signal #2: ECD2B.CH
Acq On : 22-Aug-21, 22:34:50
Operator : christp
Sample : ddt
Misc : op34923,g6g2775,15.6,,,10,1
ALS Vial : 1 (Sig #1); 0 (Sig #2) Sample Multiplier: 1

Integration File signal 1: autoint1.e
Integration File signal 2: autoint2.e
Quant Time: Aug 23 00:56:31 2021
Quant Method : C:\MSDCHEM\1\METHODS\6PST2739.M
Quant Title : PEST/PCB
QLast Update : Mon Jul 19 00:05:28 2021
Response via : Initial Calibration
Integrator: ChemStation 6890 Scale Mode: Large solvent peaks clipped

Volume Inj. : 1ul
Signal #1 Phase : RTXCLP I Signal #2 Phase: RTX-CLP II
Signal #1 Info : 30mx.32mmx.32um Signal #2 Info : 30m x .32mm x .25um

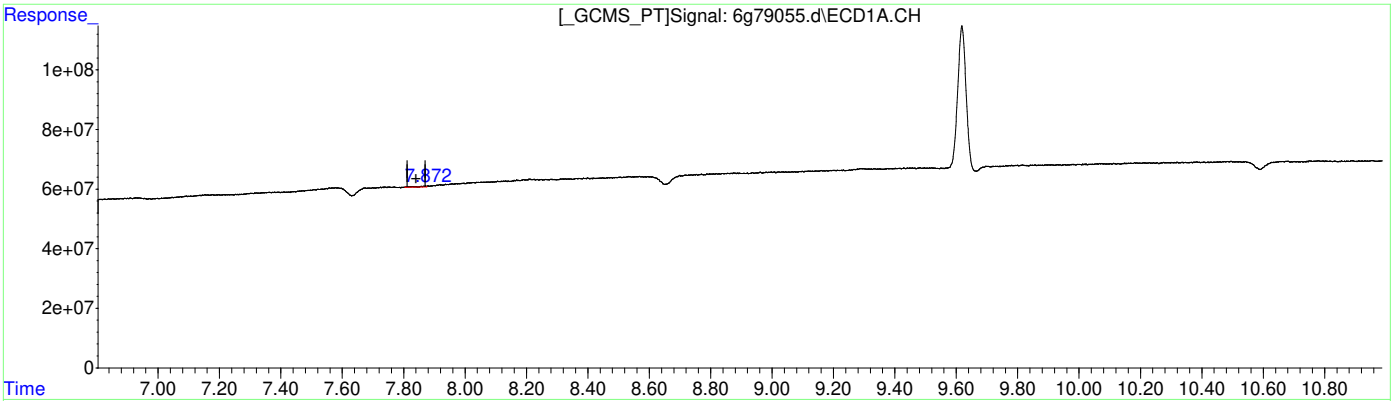

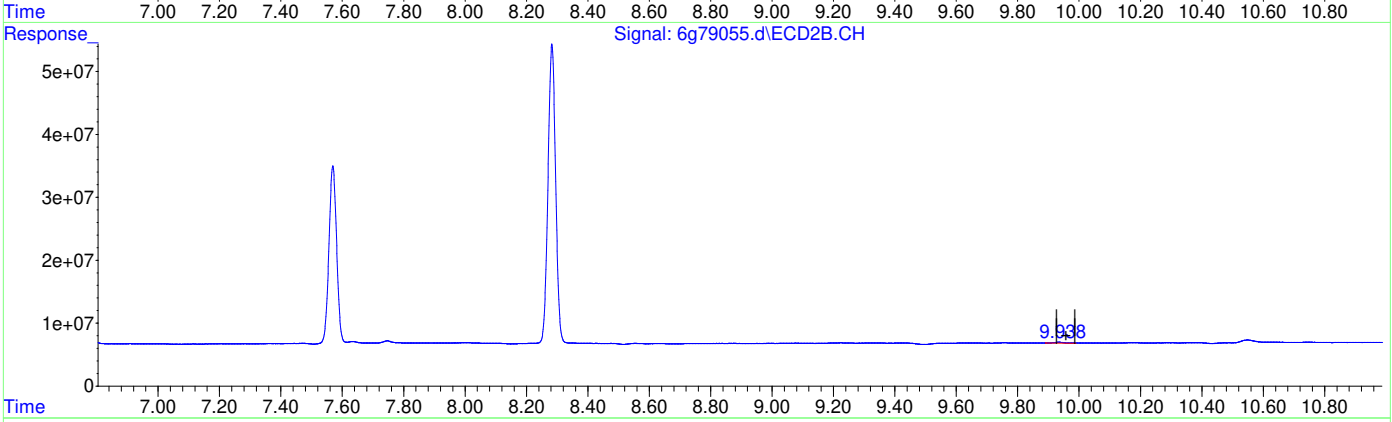

QEdit

(25) Endrin Ketone (B)

7.872min 0.346 PPB m

response 5988266

(25) Endrin Ketone #2 (B)

9.938min 0.348 PPB m

response 3073728

(+) = Expected Retention Time

Manual Integrations APPROVED (compounds with "m" flag)
Gwendolyn Burns 07/15/21 12:53

Quantitation Report (QT Reviewed)

Data Path : C:\msdchem\1\DATA\8G1645\
Data File : 8g39311.d
Signal(s) : Signal #1: ECD1A.ch Signal #2: ECD2B.ch
Acq On : 13 Jul 2021 1:56 am
Operator : christp
Sample : ddt
Misc : op34235,g8g1645,30,,,2,1
ALS Vial : 1 Sample Multiplier: 1

Integration File signal 1: autoint1.e
Integration File signal 2: autoint2.e
Quant Time: Jul 14 04:28:26 2021
Quant Method : C:\MSDCHEM\1\METHODS\8PST1645.M
Quant Title : PEST/PCB
QLast Update : Tue Jul 13 23:01:41 2021
Response via : Initial Calibration
Integrator: ChemStation

Volume Inj. : 1ul/column
Signal #1 Phase : RTXCLP I Signal #2 Phase: RTX-CLP II
Signal #1 Info : 30mx.32mmx.32um Signal #2 Info : 30m x .32mm x .25um

	Compound	RT#1	RT#2	Resp#1	Resp#2	PPB	PPB
	Internal Standards						
1) I	1-bromo-2...	1.574	2.037	151.4E6	627.8E6	50.000	50.000
27) I	1-bromo-2...	1.574	2.037	151.4E6	627.8E6	50.000	50.000
33) I	1-bromo-2...	1.574	2.037	151.4E6	627.8E6	50.000	50.000
	System Monitoring Compounds						
2) SAB	Tetrachlo...	2.297	3.005	130.0E6	395.3E6	47.976m	39.755
Spiked Amount	40.000	Range	30 - 150	Recovery	=	119.94%	99.39%
26) SA	Decachlor...	9.685	12.208	152.1E6	475.5E6	46.244	48.588m
Spiked Amount	40.000			Recovery	=	115.61%	121.47%
	Target Compounds						
15) B	4,4'-DDE	5.143f	6.935	2123626	7239978	0.785m	0.621m
17) MA	Endrin	5.828f	7.735	152.5E6	656.4E6	52.433	55.563
18) A	4,4'-DDD	5.964	7.910	2292447	8877380	1.068m	0.930m
20) MA	4,4'-DDT	6.379	8.451	274.6E6	1046.2E6	117.668	115.339m
21) B	Endrin Al...	6.771f	8.673	384550	2997646	0.164m	0.362m#
25) B	Endrin Ke...	7.877f	10.129	1244474	16782839	0.409m	1.551m#
	SemiQuant Compounds - Not Calibrated on this Instrument						

(f)=RT Delta > 1/2 Window (#)=Amounts differ by > 25% (m)=manual int.

11.5.3 11

Quantitation Report (QT Reviewed)

Data Path : C:\msdchem\1\DATA\8G1645\
Data File : 8g39311.d
Signal(s) : Signal #1: ECD1A.ch Signal #2: ECD2B.ch
Acq On : 13 Jul 2021 1:56 am
Operator : christp
Sample : ddt
Misc : op34235,g8g1645,30,,,2,1
ALS Vial : 1 Sample Multiplier: 1

Integration File signal 1: autoint1.e
Integration File signal 2: autoint2.e
Quant Time: Jul 14 04:28:26 2021
Quant Method : C:\MSDCHEM\1\METHODS\8PST1645.M
Quant Title : PEST/PCB
QLast Update : Tue Jul 13 23:01:41 2021
Response via : Initial Calibration
Integrator: ChemStation

Volume Inj. : 1ul/column
Signal #1 Phase : RTXCLP I Signal #2 Phase: RTX-CLP II
Signal #1 Info : 30mx.32mmx.32um Signal #2 Info : 30m x .32mm x .25um

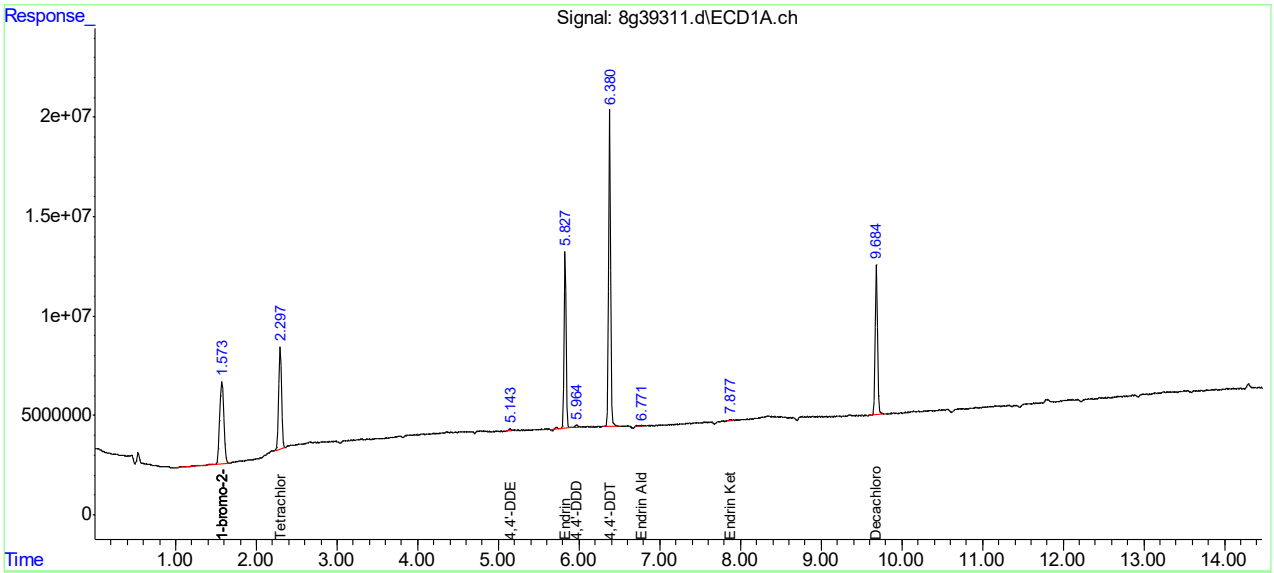

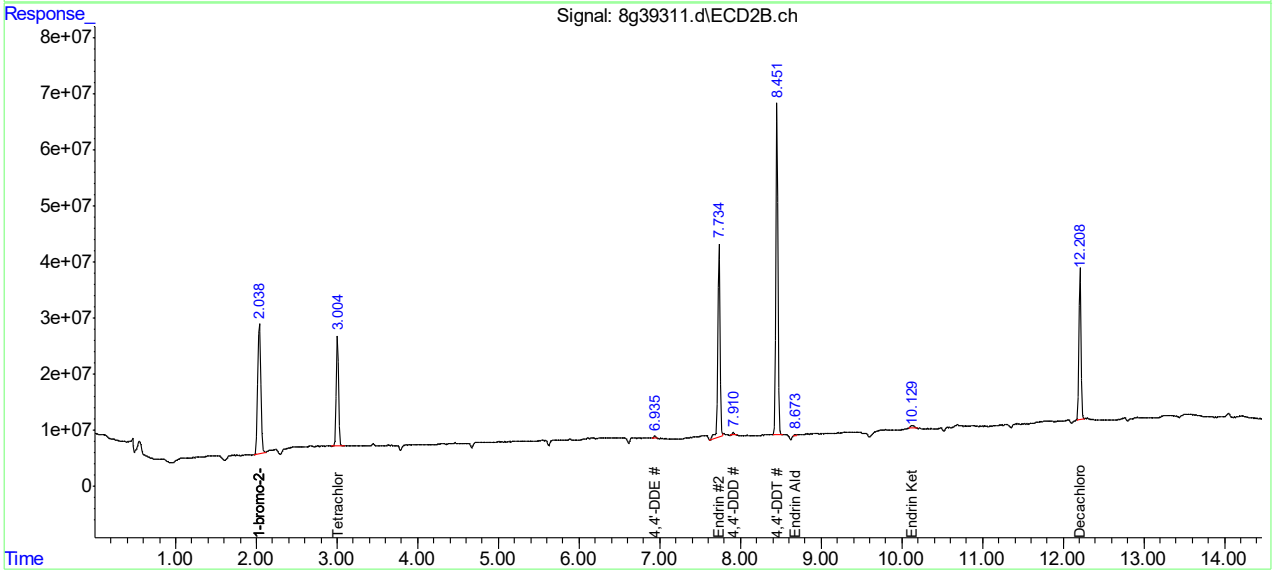

Manual Integration Approval Summary

Sample Number: G8G1645-DDT
Lab FileID: 8G39311.D
Injection Time: 07/13/21 01:56
Method: SW846 8081B
Analyst approved: 07/14/21 04:30 Christine Phillips
Supervisor approved: 07/15/21 12:53 Gwendolyn Burns

Parameter	CAS	Sig#	R.T. (min.)	Reason
Tetrachloro-m-xylene	877-09-8	1	2.30	Poorly defined baseline
4,4'-DDE	72-55-9	1	5.14	Poorly defined baseline
4,4'-DDD	72-54-8	1	5.96	Poorly defined baseline
Endrin aldehyde	7421-93-4	1	6.77	Poorly defined baseline
4,4'-DDE	72-55-9	2	6.94	Poorly defined baseline
Endrin ketone	53494-70-5	1	7.88	Poorly defined baseline
4,4'-DDD	72-54-8	2	7.91	Poorly defined baseline
4,4'-DDT	50-29-3	2	8.45	Poorly defined baseline
Endrin aldehyde	7421-93-4	2	8.67	Poorly defined baseline
Endrin ketone	53494-70-5	2	10.13	Poorly defined baseline
Decachlorobiphenyl	2051-24-3	2	12.21	Poorly defined baseline

Quantitation Report (Qedit)

Data Path : C:\msdchem\1\DATA\8G1645\
Data File : 8g39311.d
Signal(s) : Signal #1: ECD1A.ch Signal #2: ECD2B.ch
Acq On : 13 Jul 2021 1:56 am
Operator : christp
Sample : ddt
Misc : op34235,g8g1645,30,,,2,1
ALS Vial : 1 Sample Multiplier: 1

Integration File signal 1: autoint1.e
Integration File signal 2: autoint2.e
Quant Time: Jul 14 04:24:42 2021
Quant Method : C:\MSDCHEM\1\METHODS\8PST1645.M
Quant Title : PEST/PCB
QLast Update : Tue Jul 13 23:01:41 2021
Response via : Initial Calibration
Integrator: ChemStation

Volume Inj. : 1ul/column
Signal #1 Phase : RTXCLP I Signal #2 Phase: RTX-CLP II
Signal #1 Info : 30mx.32mmx.32um Signal #2 Info : 30m x .32mm x .25um

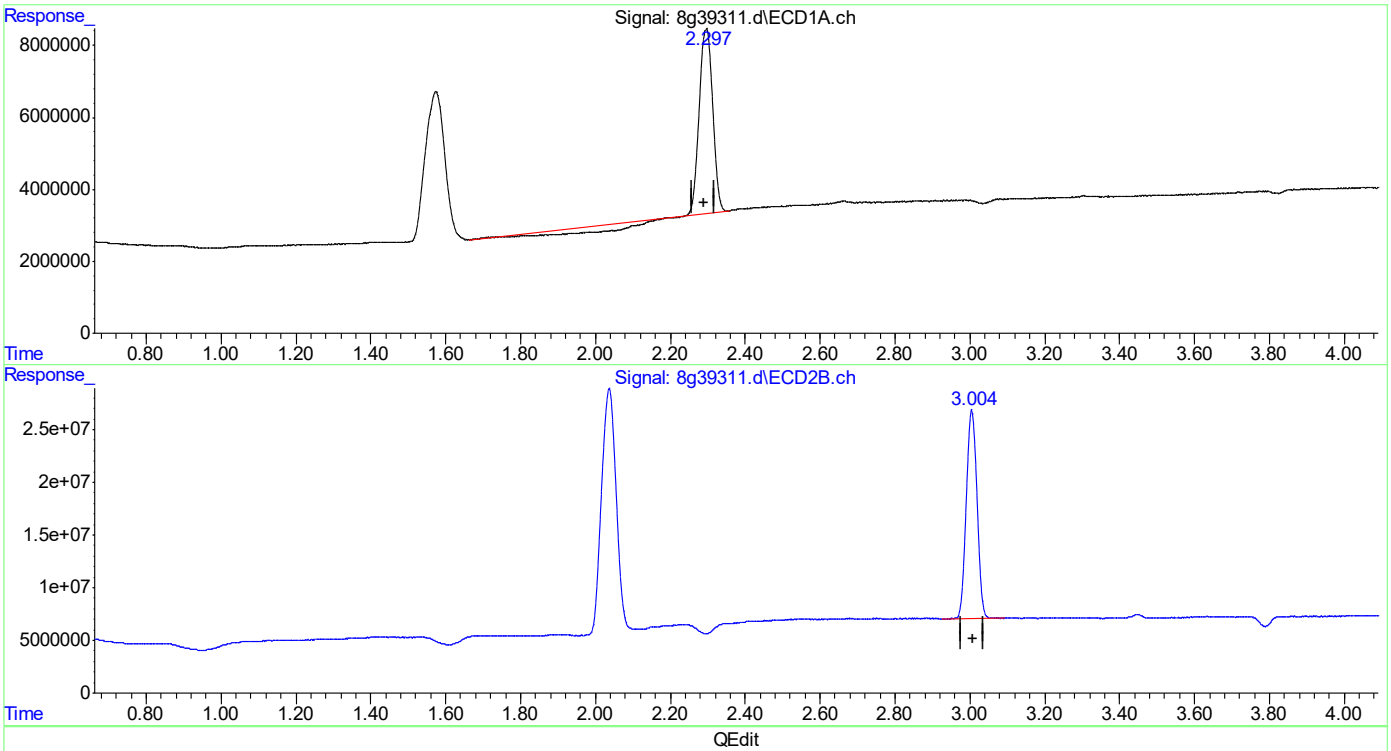

QEdit

(2) Tetrachloro-m-xylene (SAB)
2.296min 37.075PPB
response 100456652

(2) Tetrachloro-m-xylene #2 (SAB)
3.005min 39.755PPB
response 395316898

(+) = Expected Retention Time
8PST1645.M Wed Jul 14 04:24:51 2021 Page: 1

Quantitation Report (Qedit)

Data Path : C:\msdchem\1\DATA\8G1645\
Data File : 8g39311.d
Signal(s) : Signal #1: ECD1A.ch Signal #2: ECD2B.ch
Acq On : 13 Jul 2021 1:56 am
Operator : christp
Sample : ddt
Misc : op34235,g8g1645,30,,,2,1
ALS Vial : 1 Sample Multiplier: 1

Integration File signal 1: autoint1.e
Integration File signal 2: autoint2.e
Quant Time: Jul 14 04:24:42 2021
Quant Method : C:\MSDCHEM\1\METHODS\8PST1645.M
Quant Title : PEST/PCB
QLast Update : Tue Jul 13 23:01:41 2021
Response via : Initial Calibration
Integrator: ChemStation

Volume Inj. : 1ul/column
Signal #1 Phase : RTXCLP I Signal #2 Phase: RTX-CLP II
Signal #1 Info : 30mx.32mmx.32um Signal #2 Info : 30m x .32mm x .25um

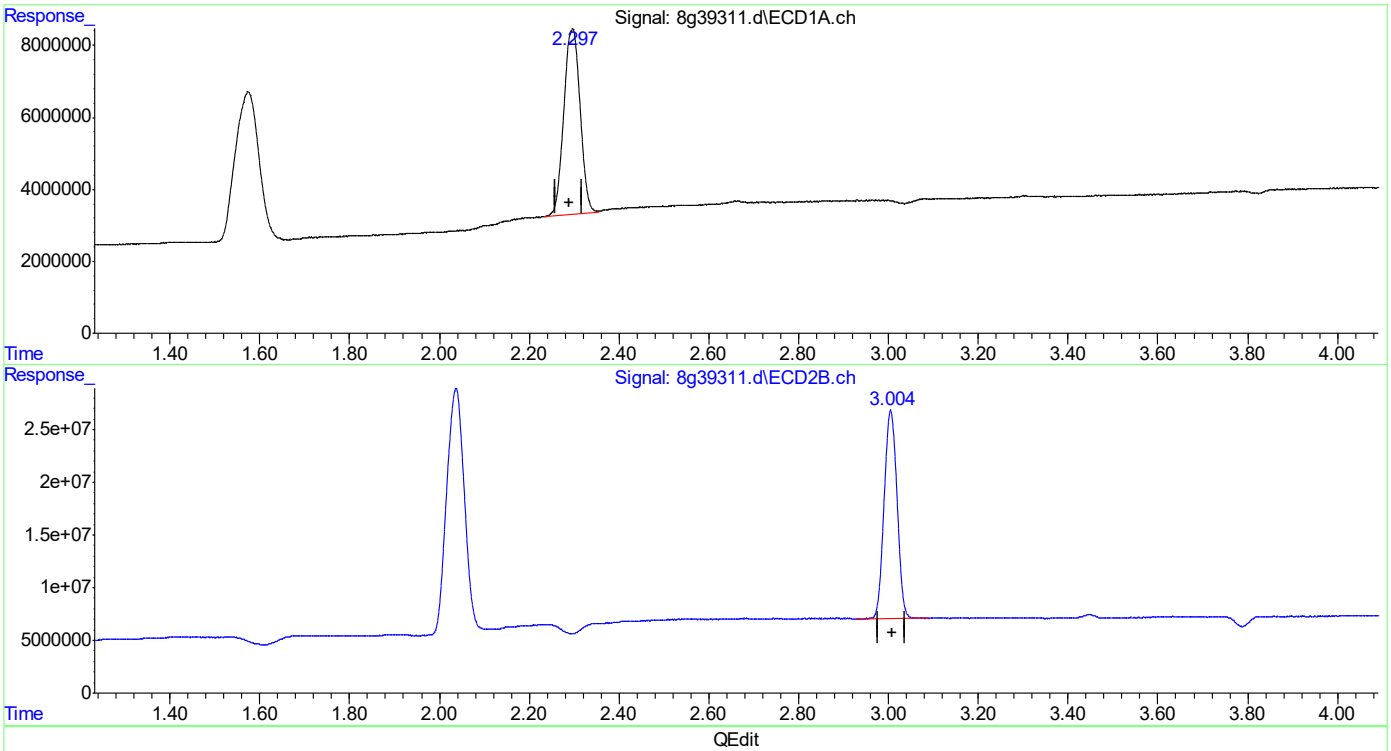

QEdit

(2) Tetrachloro-m-xylene (SAB)
2.297min 47.976PPB m
response 129994960

(2) Tetrachloro-m-xylene #2 (SAB)
3.005min 39.755PPB
response 395316898

(+) = Expected Retention Time
8PST1645.M Wed Jul 14 04:25:00 2021 Page: 1

Quantitation Report (Qedit)

Data Path : C:\msdchem\1\DATA\8G1645\
Data File : 8g39311.d
Signal(s) : Signal #1: ECD1A.ch Signal #2: ECD2B.ch
Acq On : 13 Jul 2021 1:56 am
Operator : christp
Sample : ddt
Misc : op34235,g8g1645,30,,,2,1
ALS Vial : 1 Sample Multiplier: 1

Integration File signal 1: autoint1.e
Integration File signal 2: autoint2.e
Quant Time: Jul 14 04:24:42 2021
Quant Method : C:\MSDCHEM\1\METHODS\8PST1645.M
Quant Title : PEST/PCB
QLast Update : Tue Jul 13 23:01:41 2021
Response via : Initial Calibration
Integrator: ChemStation

Volume Inj. : 1ul/column
Signal #1 Phase : RTXCLP I Signal #2 Phase: RTX-CLP II
Signal #1 Info : 30mx.32mmx.32um Signal #2 Info : 30m x .32mm x .25um

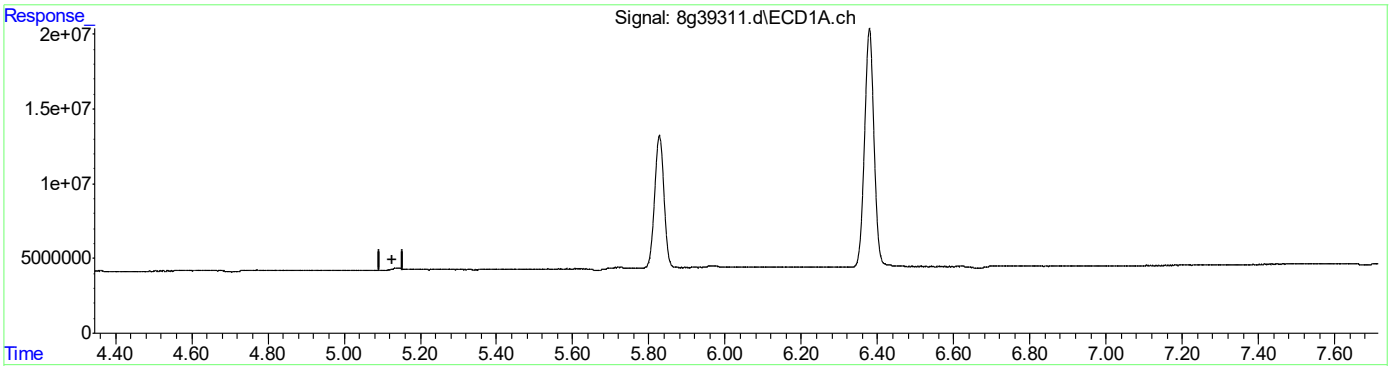

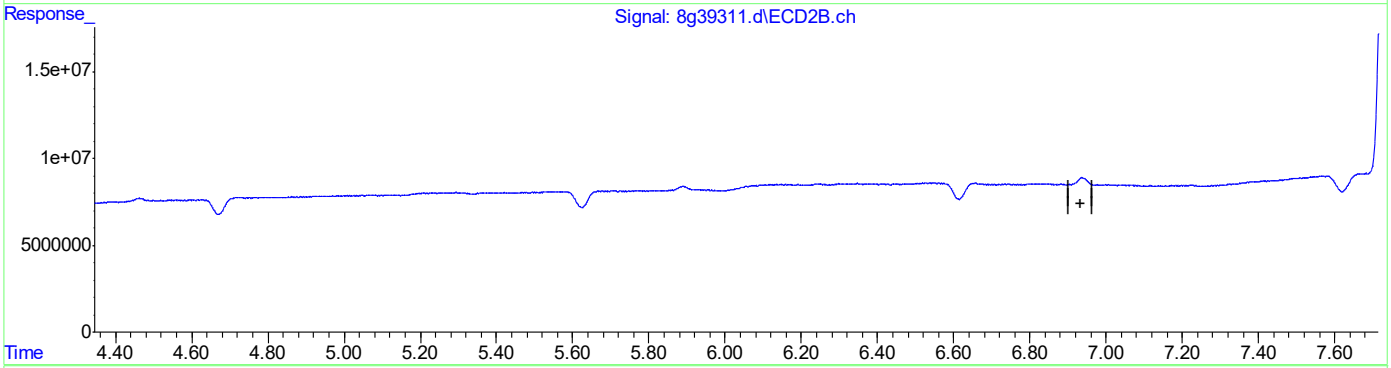

QEdit

(15) 4,4'-DDE (B)
4.941min 0.000PPB m
response 0

(15) 4,4'-DDE #2 (B)
0.000min 0.000PPB
response 0

(+) = Expected Retention Time
8PST1645.M Wed Jul 14 04:25:24 2021 Page: 1

Quantitation Report (Qedit)

Data Path : C:\msdchem\1\DATA\8G1645\
Data File : 8g39311.d
Signal(s) : Signal #1: ECD1A.ch Signal #2: ECD2B.ch
Acq On : 13 Jul 2021 1:56 am
Operator : christp
Sample : ddt
Misc : op34235,g8g1645,30,,,2,1
ALS Vial : 1 Sample Multiplier: 1

Integration File signal 1: autoint1.e
Integration File signal 2: autoint2.e
Quant Time: Jul 14 04:24:42 2021
Quant Method : C:\MSDCHEM\1\METHODS\8PST1645.M
Quant Title : PEST/PCB
QLast Update : Tue Jul 13 23:01:41 2021
Response via : Initial Calibration
Integrator: ChemStation

Volume Inj. : 1ul/column
Signal #1 Phase : RTXCLP I Signal #2 Phase: RTX-CLP II
Signal #1 Info : 30mx.32mmx.32um Signal #2 Info : 30m x .32mm x .25um

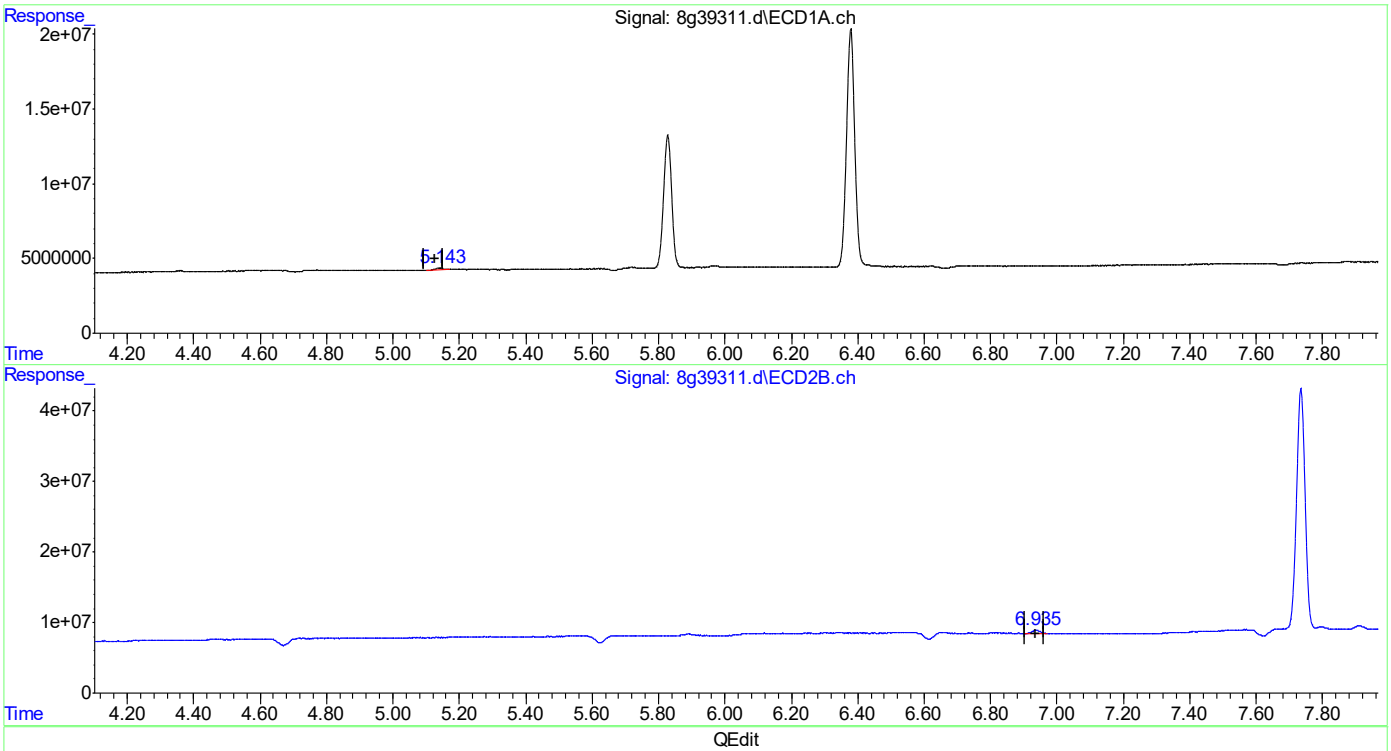

QEdit

(15) 4,4'-DDE (B)
5.143min 0.785PPB m
response 2123626

(15) 4,4'-DDE #2 (B)
6.935min 0.621PPB m
response 7239978

(+) = Expected Retention Time
8PST1645.M Wed Jul 14 04:25:45 2021

Quantitation Report (Qedit)

Data Path : C:\msdchem\1\DATA\8G1645\
Data File : 8g39311.d
Signal(s) : Signal #1: ECD1A.ch Signal #2: ECD2B.ch
Acq On : 13 Jul 2021 1:56 am
Operator : christp
Sample : ddt
Misc : op34235,g8g1645,30,,,2,1
ALS Vial : 1 Sample Multiplier: 1

Integration File signal 1: autoint1.e
Integration File signal 2: autoint2.e
Quant Time: Jul 14 04:24:42 2021
Quant Method : C:\MSDCHEM\1\METHODS\8PST1645.M
Quant Title : PEST/PCB
QLast Update : Tue Jul 13 23:01:41 2021
Response via : Initial Calibration
Integrator: ChemStation

Volume Inj. : 1ul/column
Signal #1 Phase : RTXCLP I Signal #2 Phase: RTX-CLP II
Signal #1 Info : 30mx.32mmx.32um Signal #2 Info : 30m x .32mm x .25um

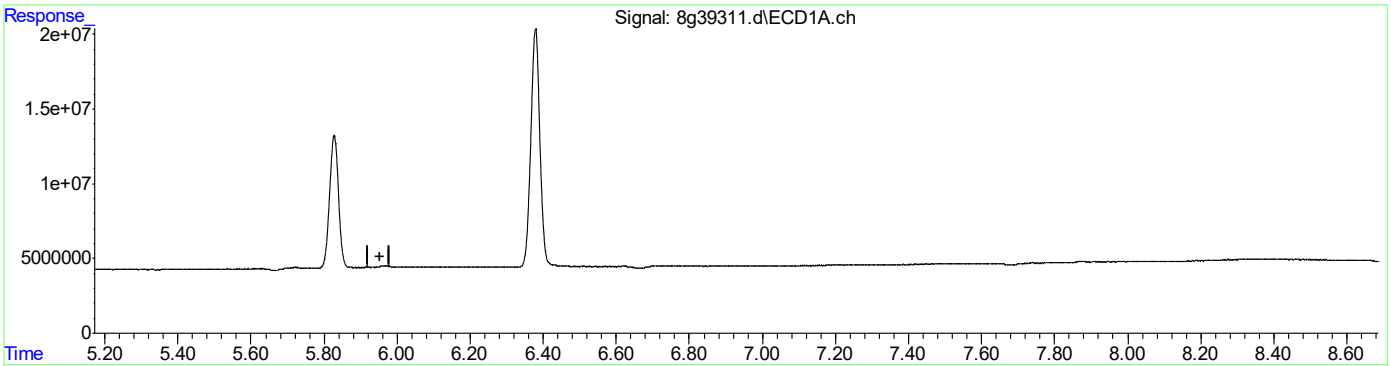

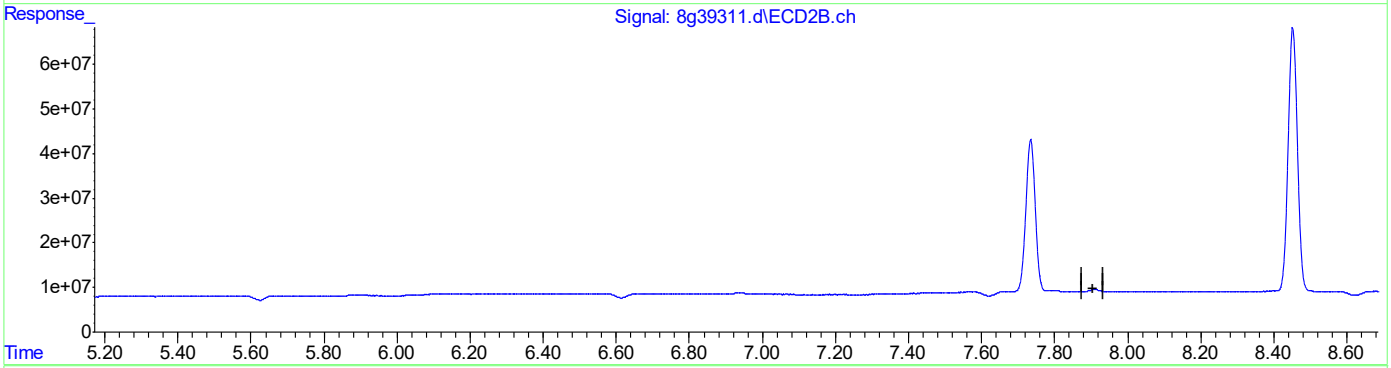

QEdit

(18) 4,4'-DDD (A)
5.986min 0.000PPB m
response 0

(18) 4,4'-DDD #2 (A)
0.000min 0.000PPB
response 0

(+) = Expected Retention Time
8PST1645.M Wed Jul 14 04:25:57 2021 Page: 1

Quantitation Report (Qedit)

Data Path : C:\msdchem\1\DATA\8G1645\
Data File : 8g39311.d
Signal(s) : Signal #1: ECD1A.ch Signal #2: ECD2B.ch
Acq On : 13 Jul 2021 1:56 am
Operator : christp
Sample : ddt
Misc : op34235,g8g1645,30,,,2,1
ALS Vial : 1 Sample Multiplier: 1

Integration File signal 1: autoint1.e
Integration File signal 2: autoint2.e
Quant Time: Jul 14 04:24:42 2021
Quant Method : C:\MSDCHEM\1\METHODS\8PST1645.M
Quant Title : PEST/PCB
QLast Update : Tue Jul 13 23:01:41 2021
Response via : Initial Calibration
Integrator: ChemStation

Volume Inj. : 1ul/column
Signal #1 Phase : RTXCLP I Signal #2 Phase: RTX-CLP II
Signal #1 Info : 30mx.32mmx.32um Signal #2 Info : 30m x .32mm x .25um

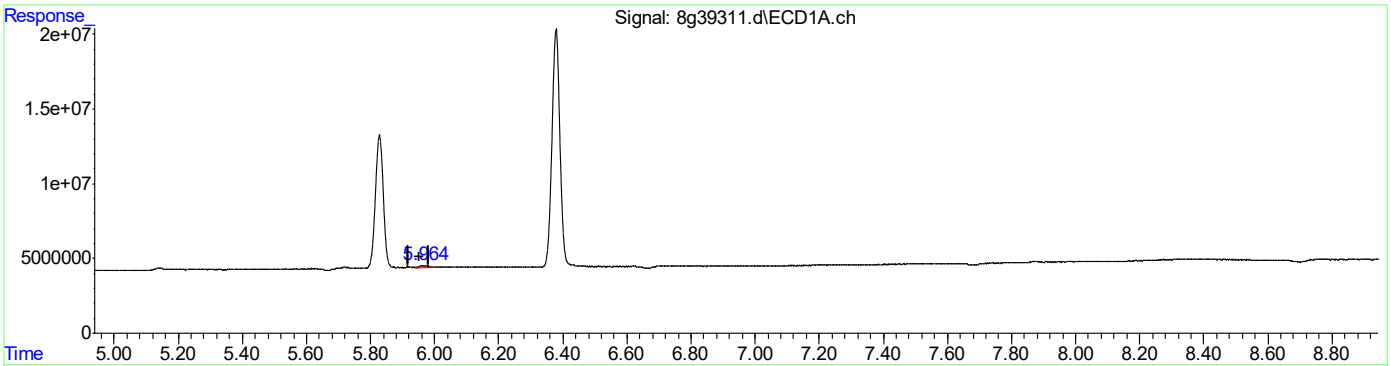

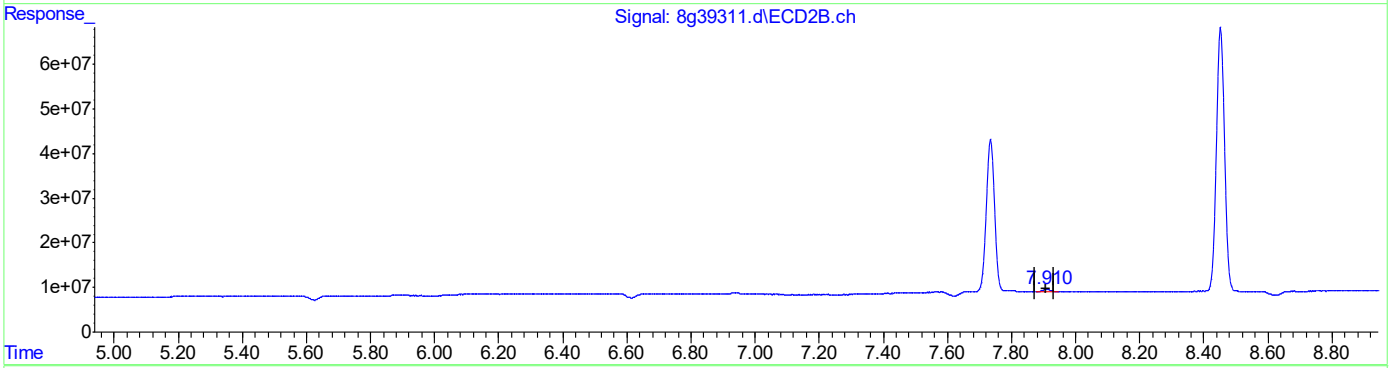

QEdit

(18) 4,4'-DDD (A)
5.964min 1.068PPB m
response 2292447

(18) 4,4'-DDD #2 (A)
7.910min 0.930PPB m
response 8877380

(+) = Expected Retention Time
8PST1645.M Wed Jul 14 04:26:19 2021

Quantitation Report (Qedit)

Data Path : C:\msdchem\1\DATA\8G1645\
Data File : 8g39311.d
Signal(s) : Signal #1: ECD1A.ch Signal #2: ECD2B.ch
Acq On : 13 Jul 2021 1:56 am
Operator : christp
Sample : ddt
Misc : op34235,g8g1645,30,,,2,1
ALS Vial : 1 Sample Multiplier: 1

Integration File signal 1: autoint1.e
Integration File signal 2: autoint2.e
Quant Time: Jul 14 04:24:42 2021
Quant Method : C:\MSDCHEM\1\METHODS\8PST1645.M
Quant Title : PEST/PCB
QLast Update : Tue Jul 13 23:01:41 2021
Response via : Initial Calibration
Integrator: ChemStation

Volume Inj. : 1ul/column
Signal #1 Phase : RTXCLP I Signal #2 Phase: RTX-CLP II
Signal #1 Info : 30mx.32mmx.32um Signal #2 Info : 30m x .32mm x .25um

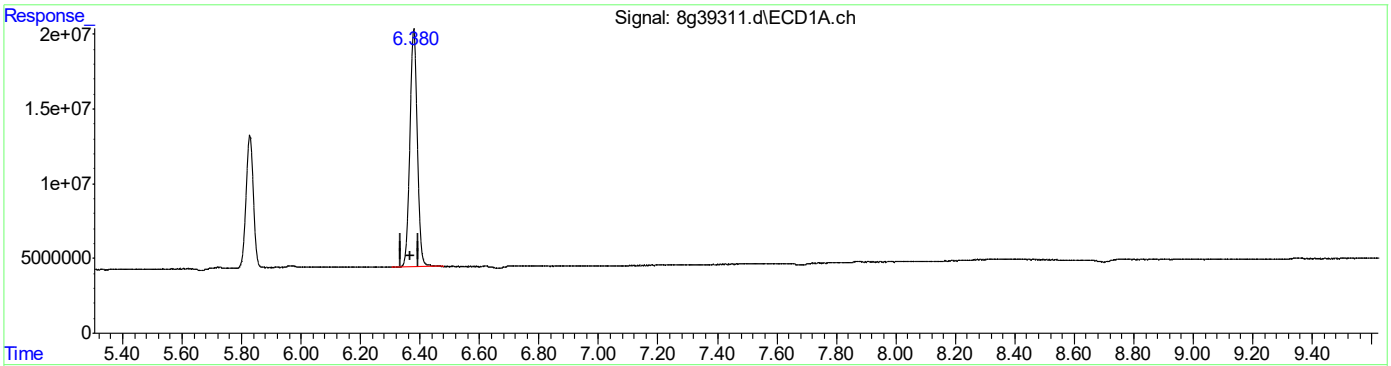

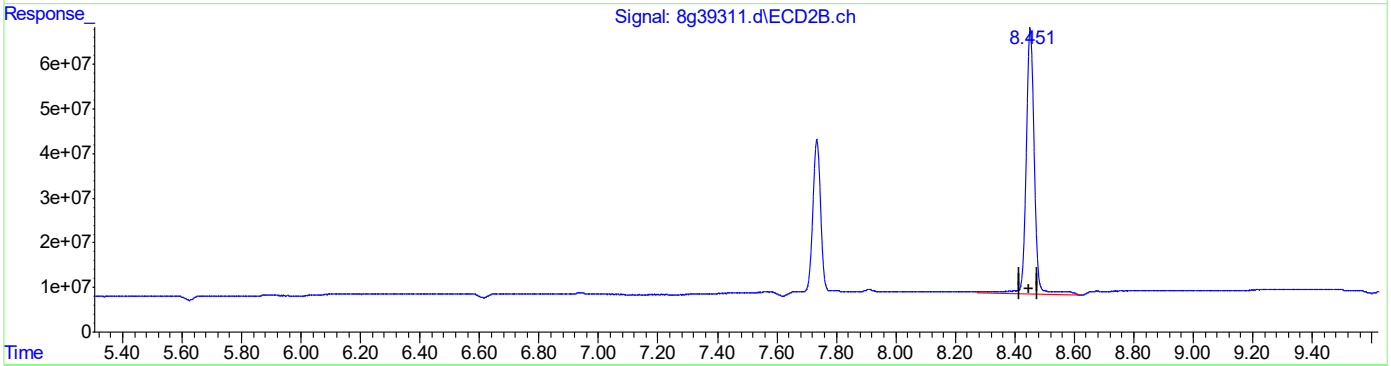

QEdit

(20) 4,4'-DDT (MA)
6.379min 117.668PPB
response 274626741

(20) 4,4'-DDT #2 (MA)
8.452min 128.912PPB
response 1169276849

(+) = Expected Retention Time
8PST1645.M Wed Jul 14 04:26:26 2021 Page: 1

Quantitation Report (Qedit)

Data Path : C:\msdchem\1\DATA\8G1645\
Data File : 8g39311.d
Signal(s) : Signal #1: ECD1A.ch Signal #2: ECD2B.ch
Acq On : 13 Jul 2021 1:56 am
Operator : christp
Sample : ddt
Misc : op34235,g8g1645,30,,,2,1
ALS Vial : 1 Sample Multiplier: 1

Integration File signal 1: autoint1.e
Integration File signal 2: autoint2.e
Quant Time: Jul 14 04:24:42 2021
Quant Method : C:\MSDCHEM\1\METHODS\8PST1645.M
Quant Title : PEST/PCB
QLast Update : Tue Jul 13 23:01:41 2021
Response via : Initial Calibration
Integrator: ChemStation

Volume Inj. : 1ul/column
Signal #1 Phase : RTXCLP I Signal #2 Phase: RTX-CLP II
Signal #1 Info : 30mx.32mmx.32um Signal #2 Info : 30m x .32mm x .25um

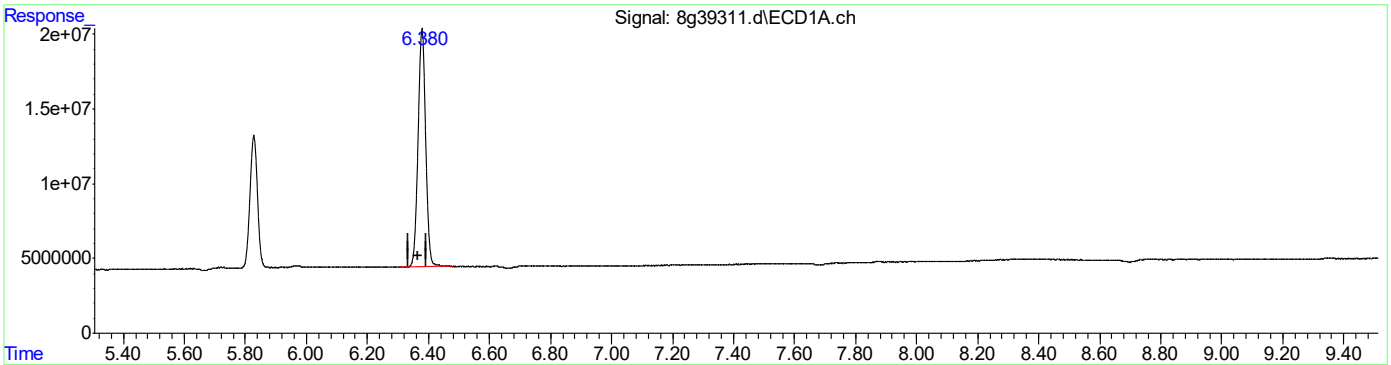

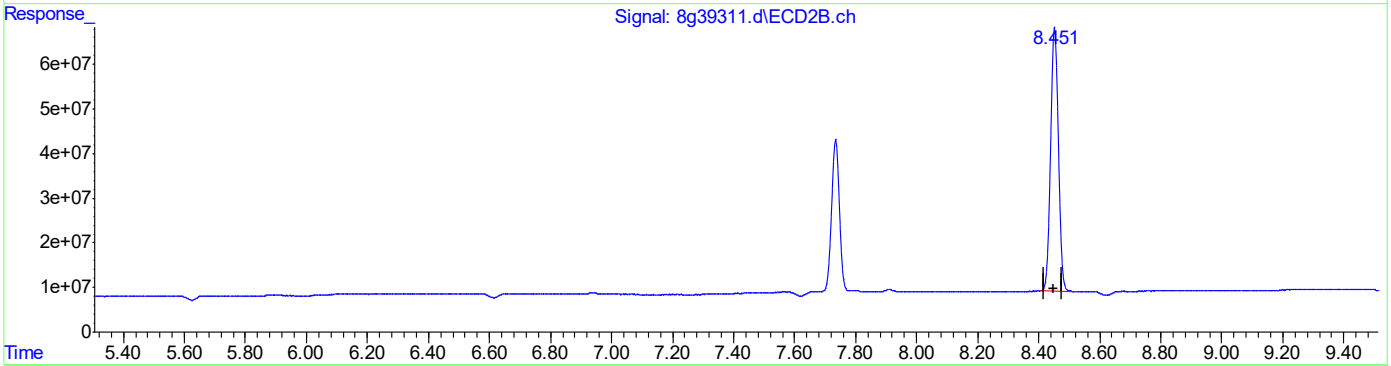

QEdit

(20) 4,4'-DDT (MA)
6.379min 117.668PPB
response 274626741

(20) 4,4'-DDT #2 (MA)
8.451min 115.339PPB m
response 1046167942

(+) = Expected Retention Time
8PST1645.M Wed Jul 14 04:26:36 2021 Page: 1

Quantitation Report (Qedit)

Data Path : C:\msdchem\1\DATA\8G1645\
Data File : 8g39311.d
Signal(s) : Signal #1: ECD1A.ch Signal #2: ECD2B.ch
Acq On : 13 Jul 2021 1:56 am
Operator : christp
Sample : ddt
Misc : op34235,g8g1645,30,,,2,1
ALS Vial : 1 Sample Multiplier: 1

Integration File signal 1: autoint1.e
Integration File signal 2: autoint2.e
Quant Time: Jul 14 04:24:42 2021
Quant Method : C:\MSDCHEM\1\METHODS\8PST1645.M
Quant Title : PEST/PCB
QLast Update : Tue Jul 13 23:01:41 2021
Response via : Initial Calibration
Integrator: ChemStation

Volume Inj. : 1ul/column
Signal #1 Phase : RTXCLP I Signal #2 Phase: RTX-CLP II
Signal #1 Info : 30mx.32mmx.32um Signal #2 Info : 30m x .32mm x .25um

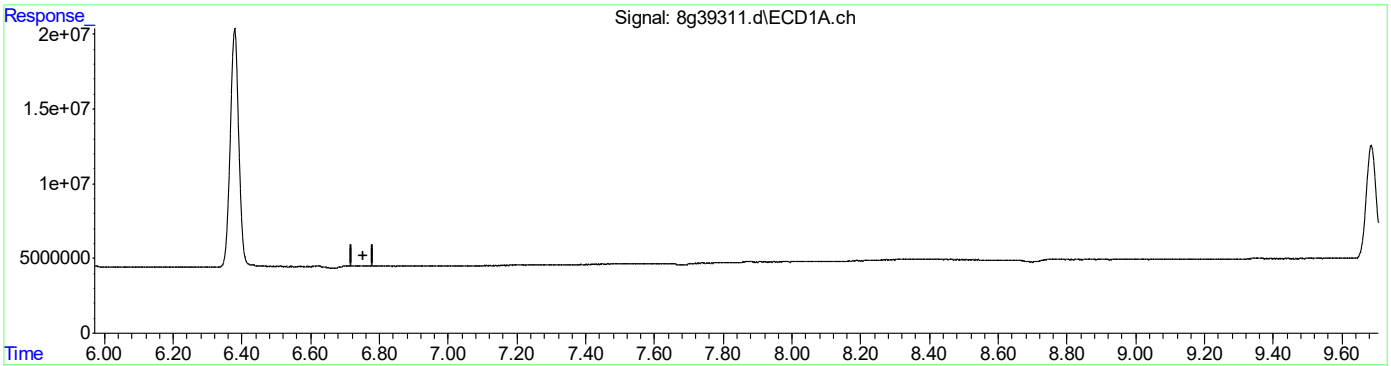

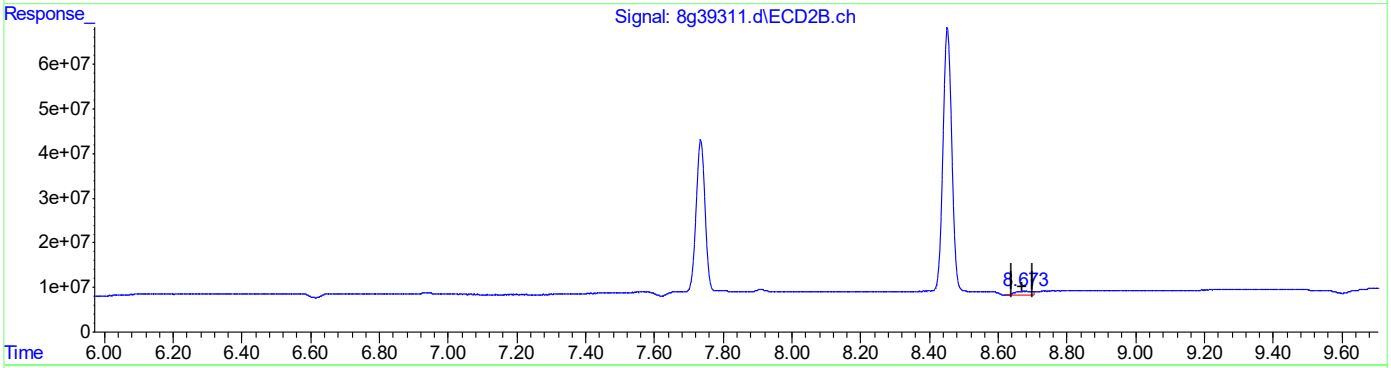

QEdit

(21) Endrin Aldehyde (B)
6.760min 0.000PPB m
response 0

(21) Endrin Aldehyde #2 (B)
8.674min 4.177PPB
response 34556551

(+) = Expected Retention Time
8PST1645.M Wed Jul 14 04:26:44 2021 Page: 1

Quantitation Report (Qedit)

Data Path : C:\msdchem\1\DATA\8G1645\
Data File : 8g39311.d
Signal(s) : Signal #1: ECD1A.ch Signal #2: ECD2B.ch
Acq On : 13 Jul 2021 1:56 am
Operator : christp
Sample : ddt
Misc : op34235,g8g1645,30,,,2,1
ALS Vial : 1 Sample Multiplier: 1

Integration File signal 1: autoint1.e
Integration File signal 2: autoint2.e
Quant Time: Jul 14 04:24:42 2021
Quant Method : C:\MSDCHEM\1\METHODS\8PST1645.M
Quant Title : PEST/PCB
QLast Update : Tue Jul 13 23:01:41 2021
Response via : Initial Calibration
Integrator: ChemStation

Volume Inj. : 1ul/column
Signal #1 Phase : RTXCLP I Signal #2 Phase: RTX-CLP II
Signal #1 Info : 30mx.32mmx.32um Signal #2 Info : 30m x .32mm x .25um

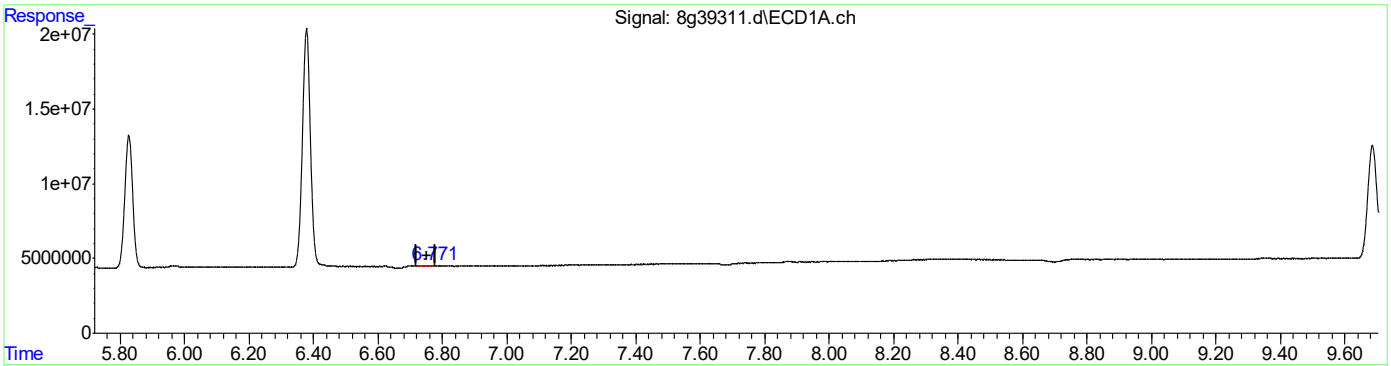

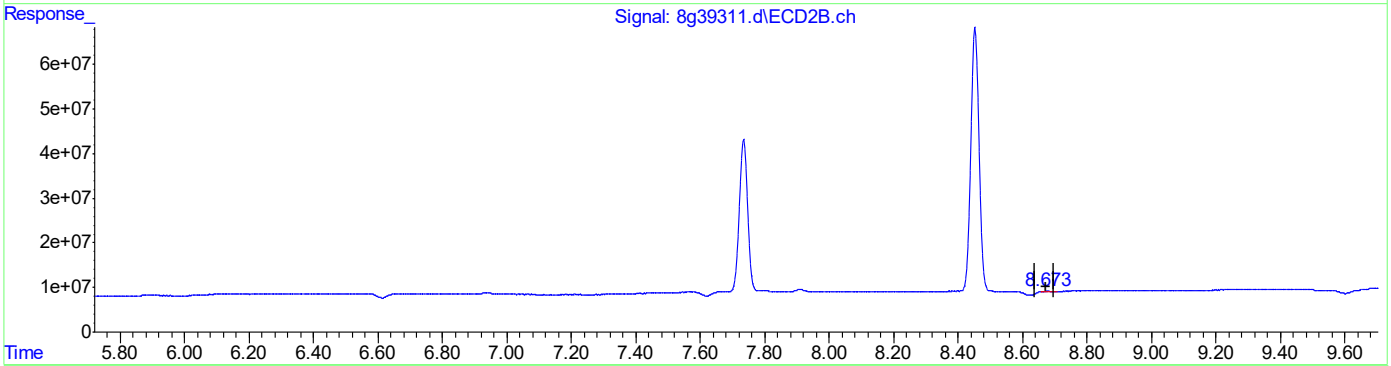

QEdit

(21) Endrin Aldehyde (B)
6.771min 0.164PPB m
response 384550

(21) Endrin Aldehyde #2 (B)
8.673min 0.362PPB m
response 2997646

(+) = Expected Retention Time
8PST1645.M Wed Jul 14 04:27:11 2021 Page: 1

Quantitation Report (Qedit)

Data Path : C:\msdchem\1\DATA\8G1645\
Data File : 8g39311.d
Signal(s) : Signal #1: ECD1A.ch Signal #2: ECD2B.ch
Acq On : 13 Jul 2021 1:56 am
Operator : christp
Sample : ddt
Misc : op34235,g8g1645,30,,,2,1
ALS Vial : 1 Sample Multiplier: 1

Integration File signal 1: autoint1.e
Integration File signal 2: autoint2.e
Quant Time: Jul 14 04:24:42 2021
Quant Method : C:\MSDCHEM\1\METHODS\8PST1645.M
Quant Title : PEST/PCB
QLast Update : Tue Jul 13 23:01:41 2021
Response via : Initial Calibration
Integrator: ChemStation

Volume Inj. : 1ul/column
Signal #1 Phase : RTXCLP I Signal #2 Phase: RTX-CLP II
Signal #1 Info : 30mx.32mmx.32um Signal #2 Info : 30m x .32mm x .25um

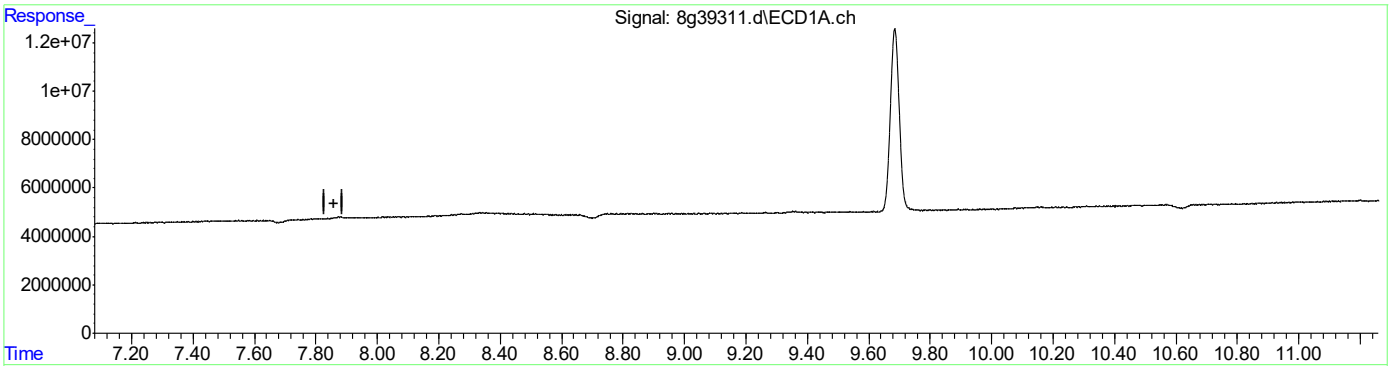

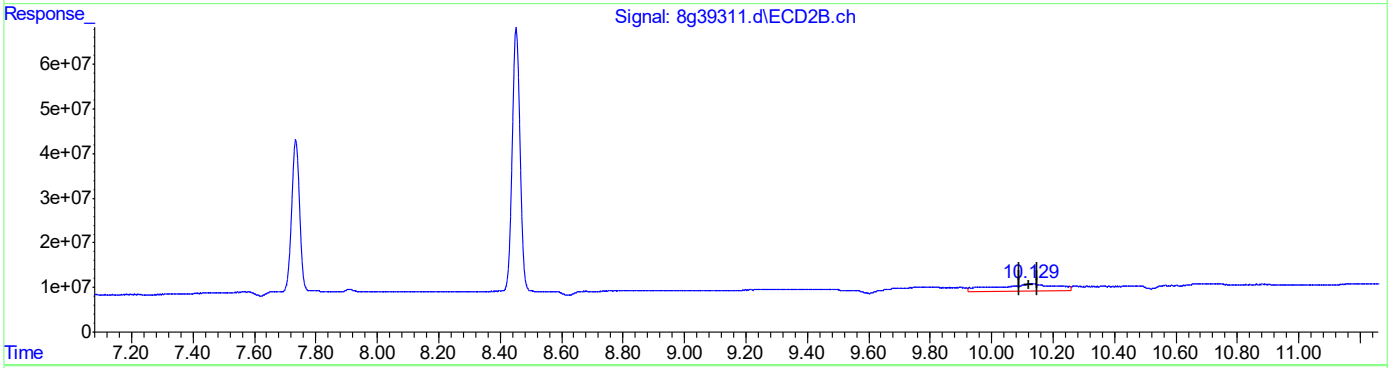

QEdit

(25) Endrin Ketone (B)
8.319min 0.000PPB m
response 0

(25) Endrin Ketone #2 (B)
10.127min 19.495PPB
response 210886360

(+) = Expected Retention Time
8PST1645.M Wed Jul 14 04:27:23 2021 Page: 1

Quantitation Report (Qedit)

Data Path : C:\msdchem\1\DATA\8G1645\
Data File : 8g39311.d
Signal(s) : Signal #1: ECD1A.ch Signal #2: ECD2B.ch
Acq On : 13 Jul 2021 1:56 am
Operator : christp
Sample : ddt
Misc : op34235,g8g1645,30,,,2,1
ALS Vial : 1 Sample Multiplier: 1

Integration File signal 1: autoint1.e
Integration File signal 2: autoint2.e
Quant Time: Jul 14 04:24:42 2021
Quant Method : C:\MSDCHEM\1\METHODS\8PST1645.M
Quant Title : PEST/PCB
QLast Update : Tue Jul 13 23:01:41 2021
Response via : Initial Calibration
Integrator: ChemStation

Volume Inj. : 1ul/column
Signal #1 Phase : RTXCLP I Signal #2 Phase: RTX-CLP II
Signal #1 Info : 30mx.32mmx.32um Signal #2 Info : 30m x .32mm x .25um

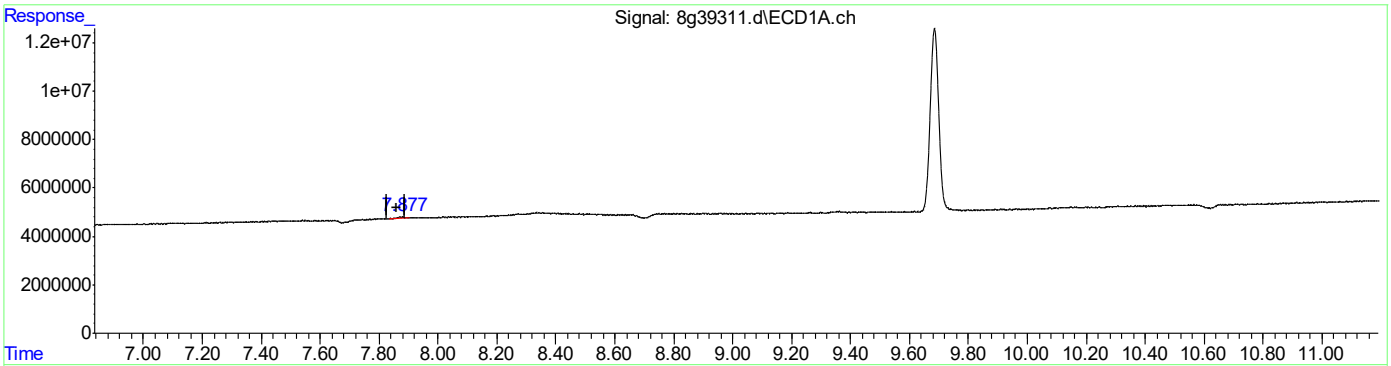

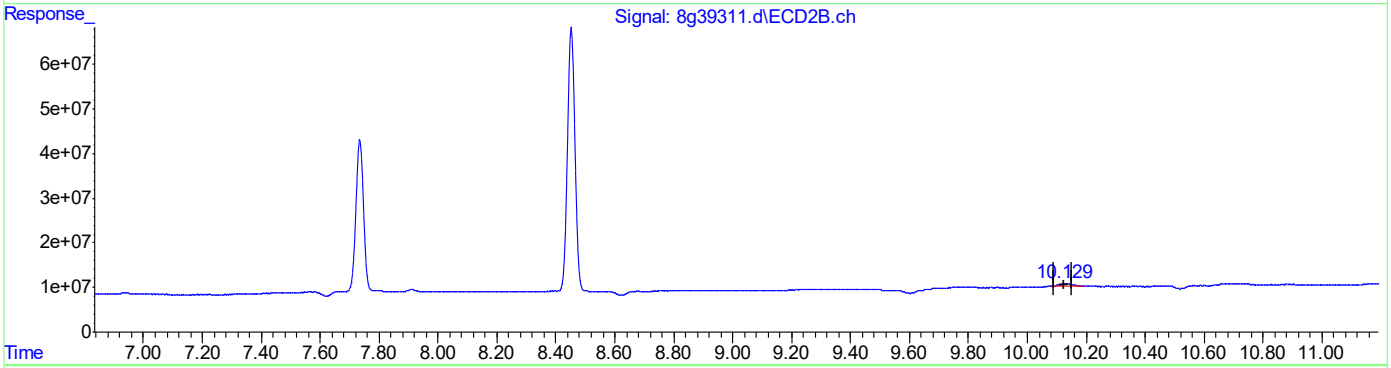

QEdit

(25) Endrin Ketone (B)
7.877min 0.409PPB m
response 1244474

(25) Endrin Ketone #2 (B)
10.129min 1.551PPB m
response 16782839

(+) = Expected Retention Time
8PST1645.M Wed Jul 14 04:28:11 2021

Quantitation Report (Qedit)

Data Path : C:\msdchem\1\DATA\8G1645\
Data File : 8g39311.d
Signal(s) : Signal #1: ECD1A.ch Signal #2: ECD2B.ch
Acq On : 13 Jul 2021 1:56 am
Operator : christp
Sample : ddt
Misc : op34235,g8g1645,30,,,2,1
ALS Vial : 1 Sample Multiplier: 1

Integration File signal 1: autoint1.e
Integration File signal 2: autoint2.e
Quant Time: Jul 14 04:24:42 2021
Quant Method : C:\MSDCHEM\1\METHODS\8PST1645.M
Quant Title : PEST/PCB
QLast Update : Tue Jul 13 23:01:41 2021
Response via : Initial Calibration
Integrator: ChemStation

Volume Inj. : 1ul/column
Signal #1 Phase : RTXCLP I Signal #2 Phase: RTX-CLP II
Signal #1 Info : 30mx.32mmx.32um Signal #2 Info : 30m x .32mm x .25um

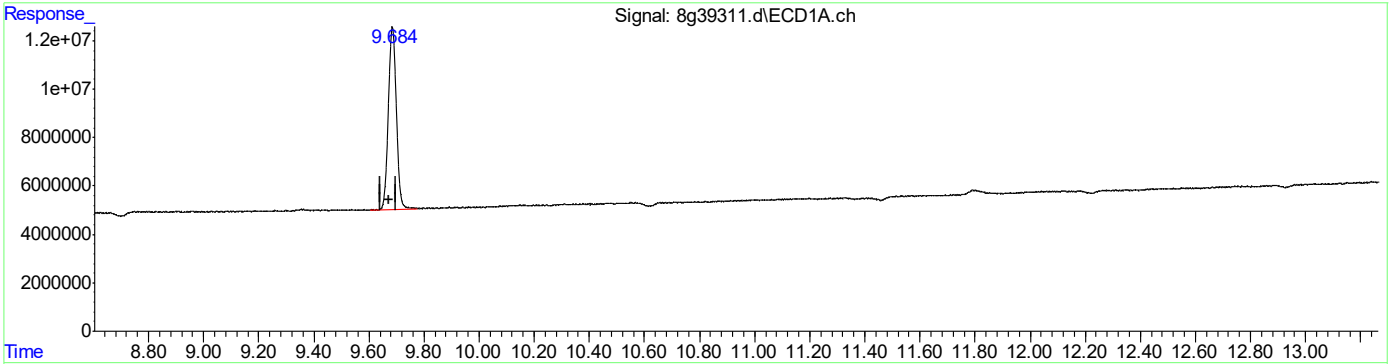

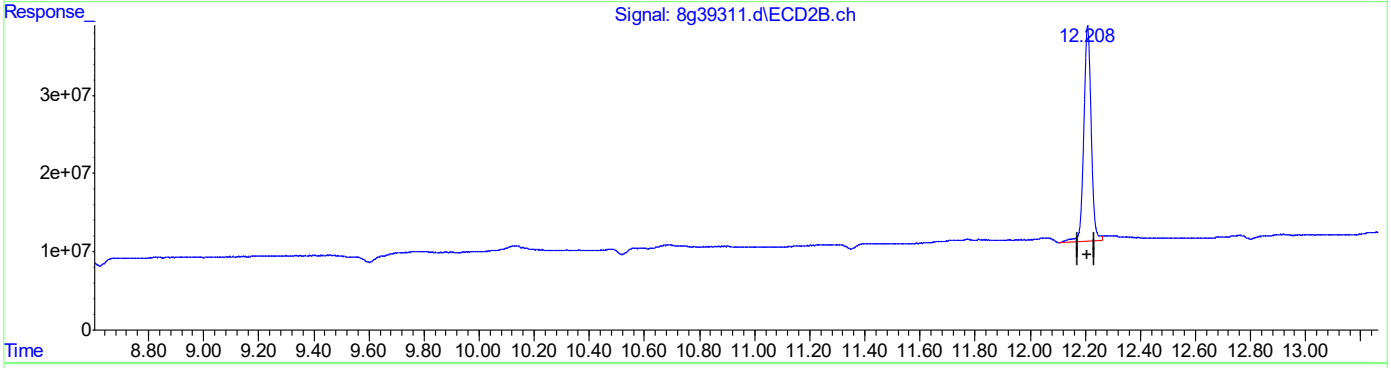

QEdit

(26) Decachlorobiphenyl (SA)
9.685min 46.244PPB
response 152137694

(26) Decachlorobiphenyl #2 (SA)
12.208min 52.499PPB
response 513782148

(+) = Expected Retention Time
8PST1645.M Wed Jul 14 04:28:18 2021 Page: 1

Quantitation Report (Qedit)

Data Path : C:\msdchem\1\DATA\8G1645\
Data File : 8g39311.d
Signal(s) : Signal #1: ECD1A.ch Signal #2: ECD2B.ch
Acq On : 13 Jul 2021 1:56 am
Operator : christp
Sample : ddt
Misc : op34235,g8g1645,30,,,2,1
ALS Vial : 1 Sample Multiplier: 1

Integration File signal 1: autoint1.e
Integration File signal 2: autoint2.e
Quant Time: Jul 14 04:24:42 2021
Quant Method : C:\MSDCHEM\1\METHODS\8PST1645.M
Quant Title : PEST/PCB
QLast Update : Tue Jul 13 23:01:41 2021
Response via : Initial Calibration
Integrator: ChemStation

Volume Inj. : 1ul/column
Signal #1 Phase : RTXCLP I Signal #2 Phase: RTX-CLP II
Signal #1 Info : 30mx.32mmx.32um Signal #2 Info : 30m x .32mm x .25um

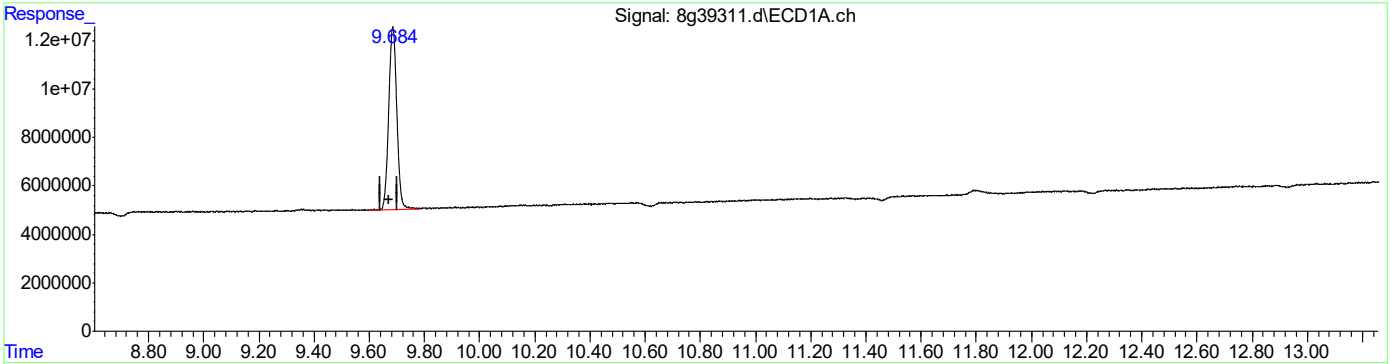

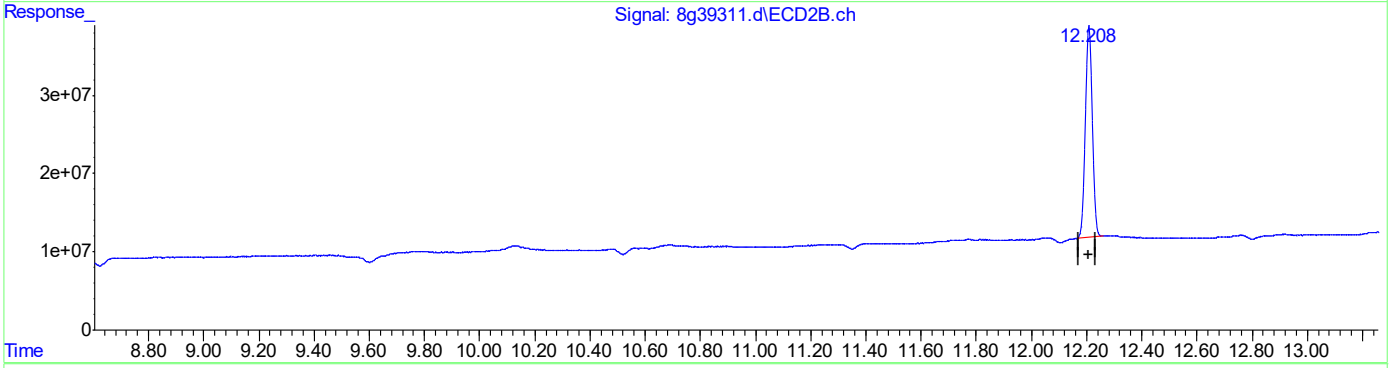

QEdit

(26) Decachlorobiphenyl (SA)
9.685min 46.244PPB
response 152137694

(26) Decachlorobiphenyl #2 (SA)
12.208min 48.588PPB m
response 475506107

(+) = Expected Retention Time
8PST1645.M Wed Jul 14 04:28:30 2021 Page: 1

Manual Integrations APPROVED (compounds with "m" flag)
Gwendolyn Burns 08/23/21 08:52

Quantitation Report (QT Reviewed)

Data Path : C:\msdchem\1\DATA\8G1696\
Data File : 8g40137.d
Signal(s) : Signal #1: ECD1A.ch Signal #2: ECD2B.ch
Acq On : 22 Aug 2021 10:30 pm
Operator : christp
Sample : ddt
Misc : op34923,g8g1696,15.7,,,10,1
ALS Vial : 1 Sample Multiplier: 1

Integration File signal 1: autoint1.e
Integration File signal 2: autoint2.e
Quant Time: Aug 23 00:18:42 2021
Quant Method : C:\MSDCHEM\1\METHODS\8PST1645.M
Quant Title : PEST/PCB
QLast Update : Tue Aug 17 23:29:22 2021
Response via : Initial Calibration
Integrator: ChemStation

Volume Inj. : 1ul/column
Signal #1 Phase : RTXCLP I Signal #2 Phase: RTX-CLP II
Signal #1 Info : 30mx.32mmx.32um Signal #2 Info : 30m x .32mm x .25um

	Compound	RT#1	RT#2	Resp#1	Resp#2	PPB	PPB
	Internal Standards						
1) I	1-bromo-2...	1.569	2.037	149.1E6	536.3E6	50.000	50.000
27) I	1-bromo-2...	1.569	2.037	149.1E6	536.3E6	50.000	50.000
33) I	1-bromo-2...	1.569	2.037	149.1E6	536.3E6	50.000	50.000
	System Monitoring Compounds						
2) SA	Tetrachlo...	2.287	2.996	128.9E6	427.2E6	48.281	50.281
	Spiked Amount 40.000	Range 30 - 150		Recovery = 120.70%		125.70%	
26) SA	Decachlor...	9.639	12.160	150.5E6	472.2E6	46.430	56.474
	Spiked Amount 40.000			Recovery = 116.07%		141.18%	
	Target Compounds						
15) B	4,4'-DDE	5.109	6.898	2211345	7795727	0.830m	0.782m
17) MA	Endrin	5.787	7.690	135.2E6	523.9E6	47.204	51.904
18) A	4,4'-DDD	5.937	7.870	2607531	11189395	1.233m	1.372m
20) MA	4,4'-DDT	6.340	8.408	223.8E6	754.7E6	97.339	97.392
25) B	Endrin Ke...	7.833	10.079	951912	2384125	0.317m	0.258m
	SemiQuant Compounds - Not Calibrated on this Instrument						

(f)=RT Delta > 1/2 Window (#)=Amounts differ by > 25% (m)=manual int.

Quantitation Report (QT Reviewed)

Data Path : C:\msdchem\1\DATA\8G1696\
Data File : 8g40137.d
Signal(s) : Signal #1: ECD1A.ch Signal #2: ECD2B.ch
Acq On : 22 Aug 2021 10:30 pm
Operator : christp
Sample : ddt
Misc : op34923,g8g1696,15.7,,,10,1
ALS Vial : 1 Sample Multiplier: 1

Integration File signal 1: autoint1.e
Integration File signal 2: autoint2.e
Quant Time: Aug 23 00:18:42 2021
Quant Method : C:\MSDCHEM\1\METHODS\8PST1645.M
Quant Title : PEST/PCB
QLast Update : Tue Aug 17 23:29:22 2021
Response via : Initial Calibration
Integrator: ChemStation

Volume Inj. : 1ul/column
Signal #1 Phase : RTXCLP I Signal #2 Phase: RTX-CLP II
Signal #1 Info : 30mx.32mmx.32um Signal #2 Info : 30m x .32mm x .25um

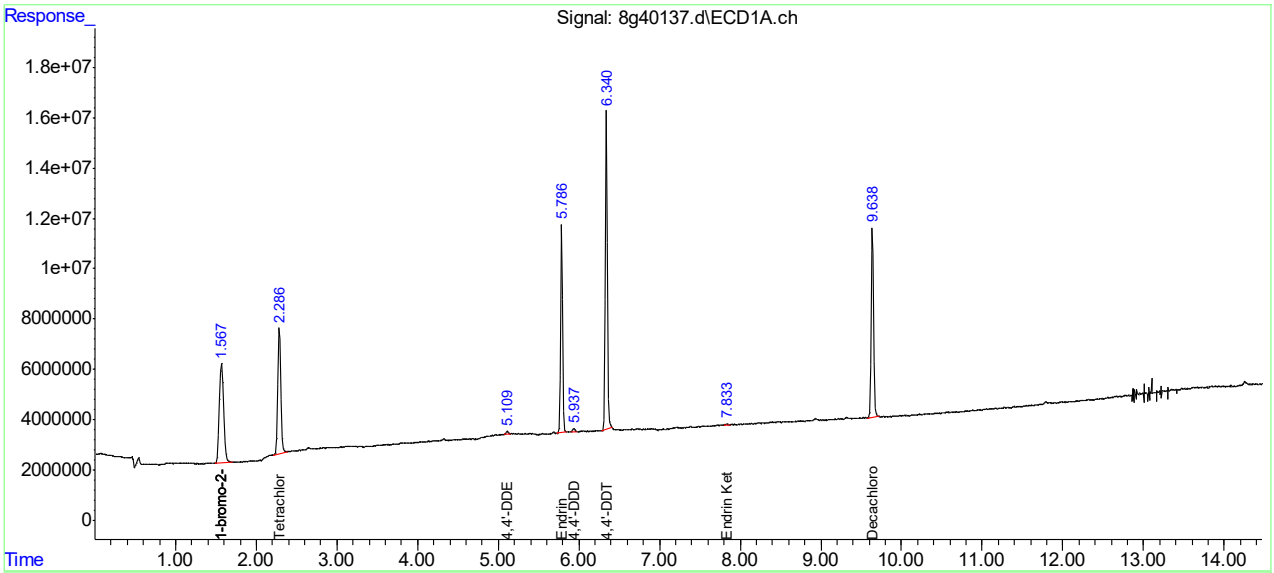

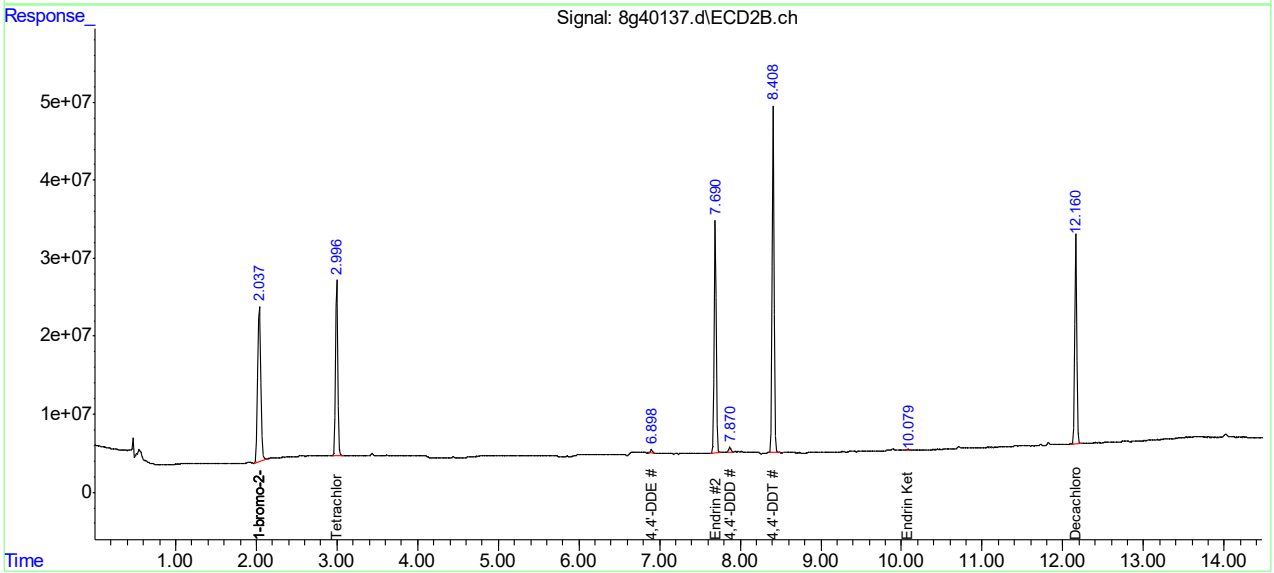

Manual Integration Approval Summary

Sample Number: G8G1696-DDT
Lab FileID: 8G40137.D
Injection Time: 08/22/21 22:30
Method: SW846 8081B
Analyst approved: 08/23/21 00:27 Christine Phillips
Supervisor approved: 08/23/21 08:52 Gwendolyn Burns

Parameter	CAS	Sig#	R.T. (min.)	Reason
4,4'-DDE	72-55-9	1	5.11	Poorly defined baseline
4,4'-DDD	72-54-8	1	5.94	Poorly defined baseline
4,4'-DDE	72-55-9	2	6.90	Poorly defined baseline
Endrin ketone	53494-70-5	1	7.83	Poorly defined baseline
4,4'-DDD	72-54-8	2	7.87	Poorly defined baseline
Endrin ketone	53494-70-5	2	10.08	Poorly defined baseline

Quantitation Report (Qedit)

Data Path : C:\msdchem\1\DATA\8G1696\
Data File : 8g40137.d
Signal(s) : Signal #1: ECD1A.ch Signal #2: ECD2B.ch
Acq On : 22 Aug 2021 10:30 pm
Operator : christp
Sample : ddt
Misc : op34923,g8g1696,15.7,,,10,1
ALS Vial : 1 Sample Multiplier: 1

Integration File signal 1: autoint1.e
Integration File signal 2: autoint2.e
Quant Time: Aug 23 00:16:42 2021
Quant Method : C:\MSDCHEM\1\METHODS\8PST1645.M
Quant Title : PEST/PCB
QLast Update : Tue Aug 17 23:29:22 2021
Response via : Initial Calibration
Integrator: ChemStation

Volume Inj. : 1ul/column
Signal #1 Phase : RTXCLP I Signal #2 Phase: RTX-CLP II
Signal #1 Info : 30mx.32mmx.32um Signal #2 Info : 30m x .32mm x .25um

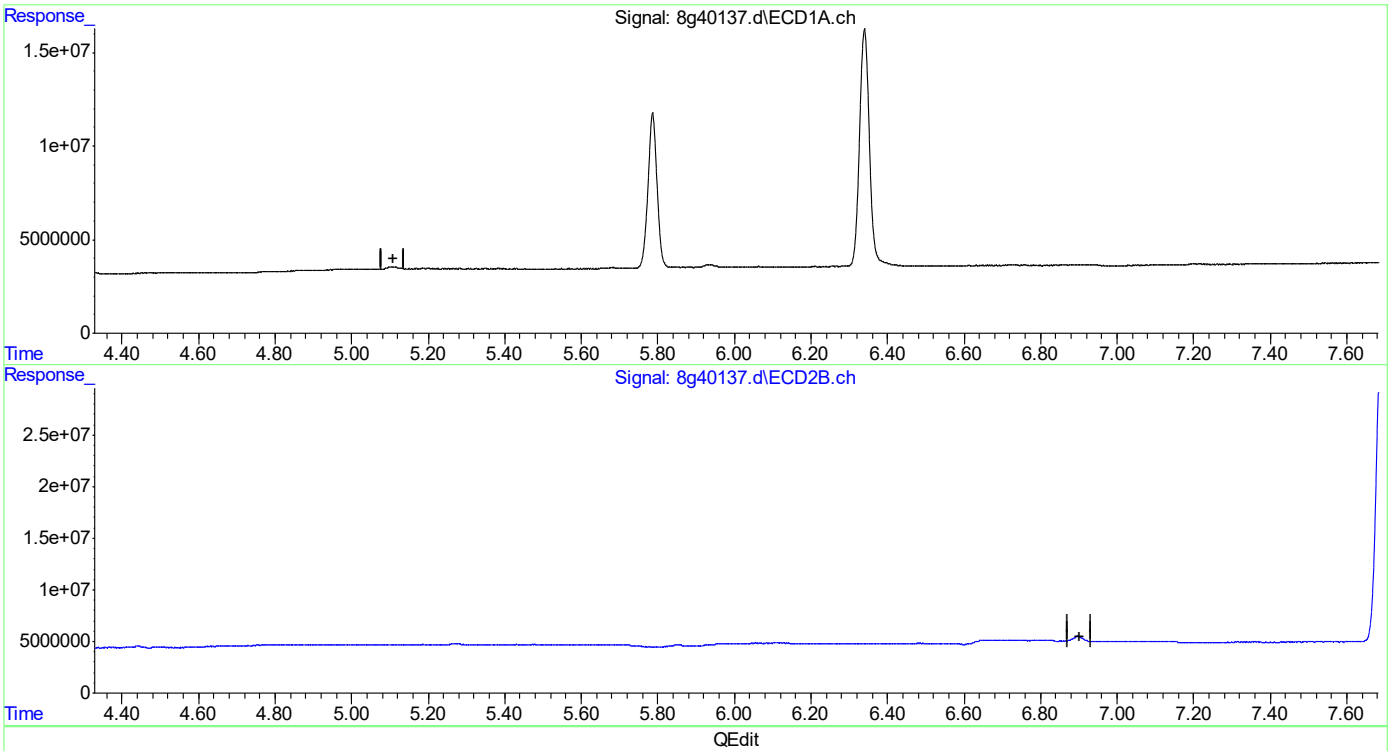

QEdit

(15) 4,4'-DDE (B)
5.012min 0.000PPB m
response 0

(15) 4,4'-DDE #2 (B)
0.000min 0.000PPB
response 0

(+) = Expected Retention Time
8PST1645.M Mon Aug 23 00:17:06 2021 Page: 1

Quantitation Report (Qedit)

Data Path : C:\msdchem\1\DATA\8G1696\
Data File : 8g40137.d
Signal(s) : Signal #1: ECD1A.ch Signal #2: ECD2B.ch
Acq On : 22 Aug 2021 10:30 pm
Operator : christp
Sample : ddt
Misc : op34923,g8g1696,15.7,,,10,1
ALS Vial : 1 Sample Multiplier: 1

Integration File signal 1: autoint1.e
Integration File signal 2: autoint2.e
Quant Time: Aug 23 00:16:42 2021
Quant Method : C:\MSDCHEM\1\METHODS\8PST1645.M
Quant Title : PEST/PCB
QLast Update : Tue Aug 17 23:29:22 2021
Response via : Initial Calibration
Integrator: ChemStation

Volume Inj. : 1ul/column
Signal #1 Phase : RTXCLP I Signal #2 Phase: RTX-CLP II
Signal #1 Info : 30mx.32mmx.32um Signal #2 Info : 30m x .32mm x .25um

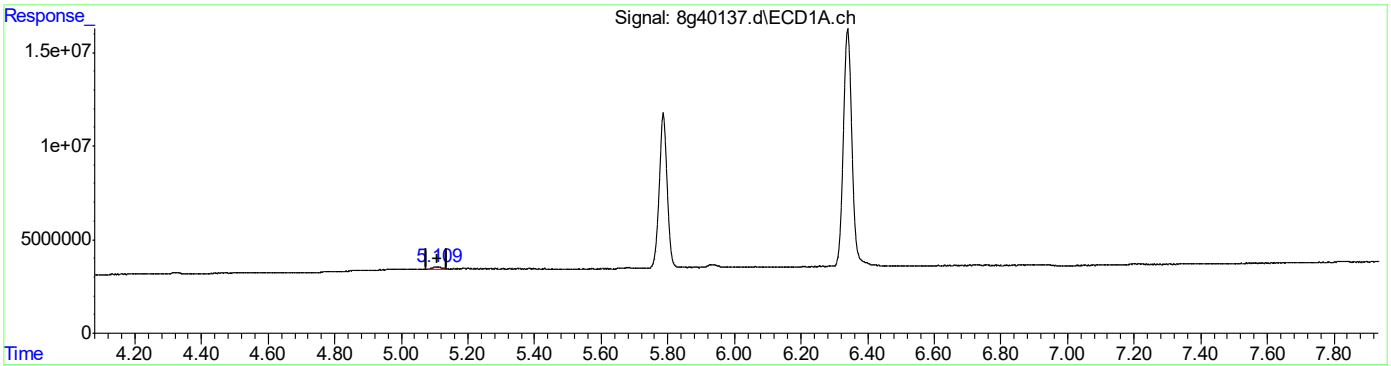

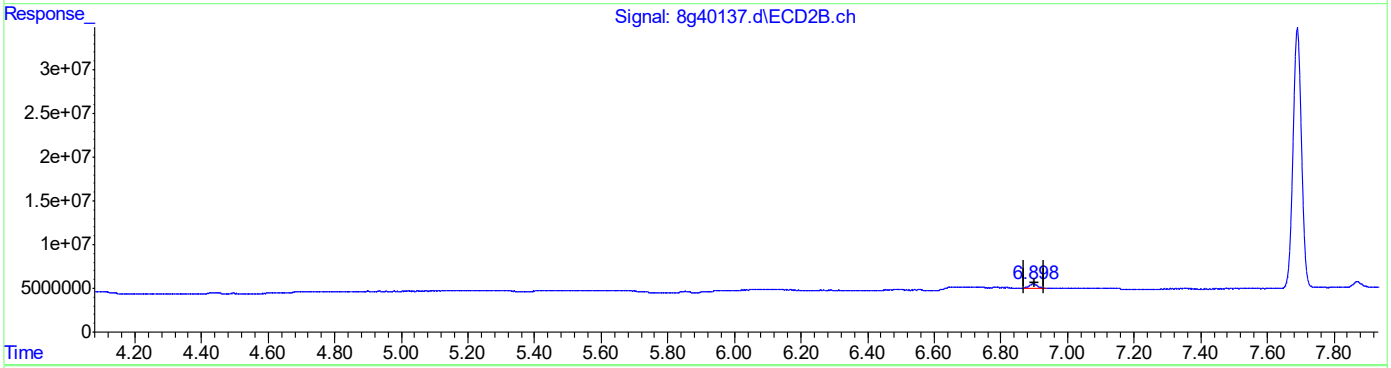

QEdit

(15) 4,4'-DDE (B)
5.109min 0.830PPB m
response 2211345

(15) 4,4'-DDE #2 (B)
6.898min 0.782PPB m
response 7795727

(+) = Expected Retention Time
8PST1645.M Mon Aug 23 00:17:33 2021

Quantitation Report (Qedit)

Data Path : C:\msdchem\1\DATA\8G1696\
Data File : 8g40137.d
Signal(s) : Signal #1: ECD1A.ch Signal #2: ECD2B.ch
Acq On : 22 Aug 2021 10:30 pm
Operator : christp
Sample : ddt
Misc : op34923,g8g1696,15.7,,,10,1
ALS Vial : 1 Sample Multiplier: 1

Integration File signal 1: autoint1.e
Integration File signal 2: autoint2.e
Quant Time: Aug 23 00:16:42 2021
Quant Method : C:\MSDCHEM\1\METHODS\8PST1645.M
Quant Title : PEST/PCB
QLast Update : Tue Aug 17 23:29:22 2021
Response via : Initial Calibration
Integrator: ChemStation

Volume Inj. : 1ul/column
Signal #1 Phase : RTXCLP I Signal #2 Phase: RTX-CLP II
Signal #1 Info : 30mx.32mmx.32um Signal #2 Info : 30m x .32mm x .25um

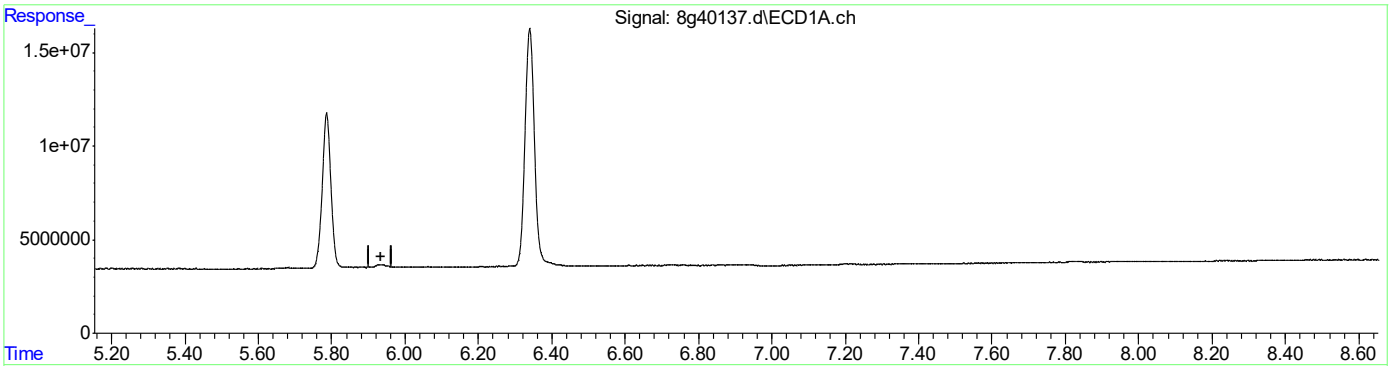

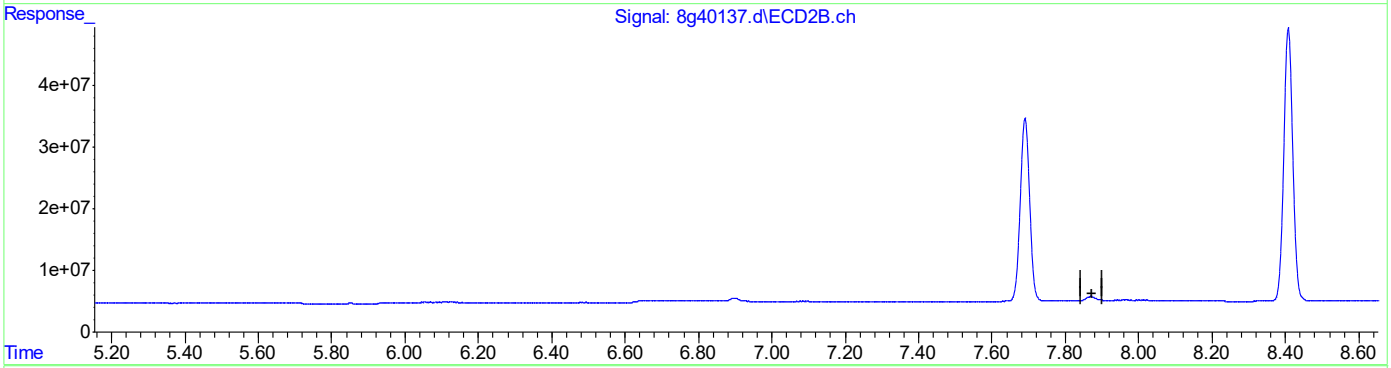

QEdit

(18) 4,4'-DDD (A)
5.937min 0.000PPB m
response 0

(18) 4,4'-DDD #2 (A)
0.000min 0.000PPB
response 0

(+) = Expected Retention Time
8PST1645.M Mon Aug 23 00:17:42 2021 Page: 1

Quantitation Report (Qedit)

Data Path : C:\msdchem\1\DATA\8G1696\
Data File : 8g40137.d
Signal(s) : Signal #1: ECD1A.ch Signal #2: ECD2B.ch
Acq On : 22 Aug 2021 10:30 pm
Operator : christp
Sample : ddt
Misc : op34923,g8g1696,15.7,,,10,1
ALS Vial : 1 Sample Multiplier: 1

Integration File signal 1: autoint1.e
Integration File signal 2: autoint2.e
Quant Time: Aug 23 00:16:42 2021
Quant Method : C:\MSDCHEM\1\METHODS\8PST1645.M
Quant Title : PEST/PCB
QLast Update : Tue Aug 17 23:29:22 2021
Response via : Initial Calibration
Integrator: ChemStation

Volume Inj. : 1ul/column
Signal #1 Phase : RTXCLP I Signal #2 Phase: RTX-CLP II
Signal #1 Info : 30mx.32mmx.32um Signal #2 Info : 30m x .32mm x .25um

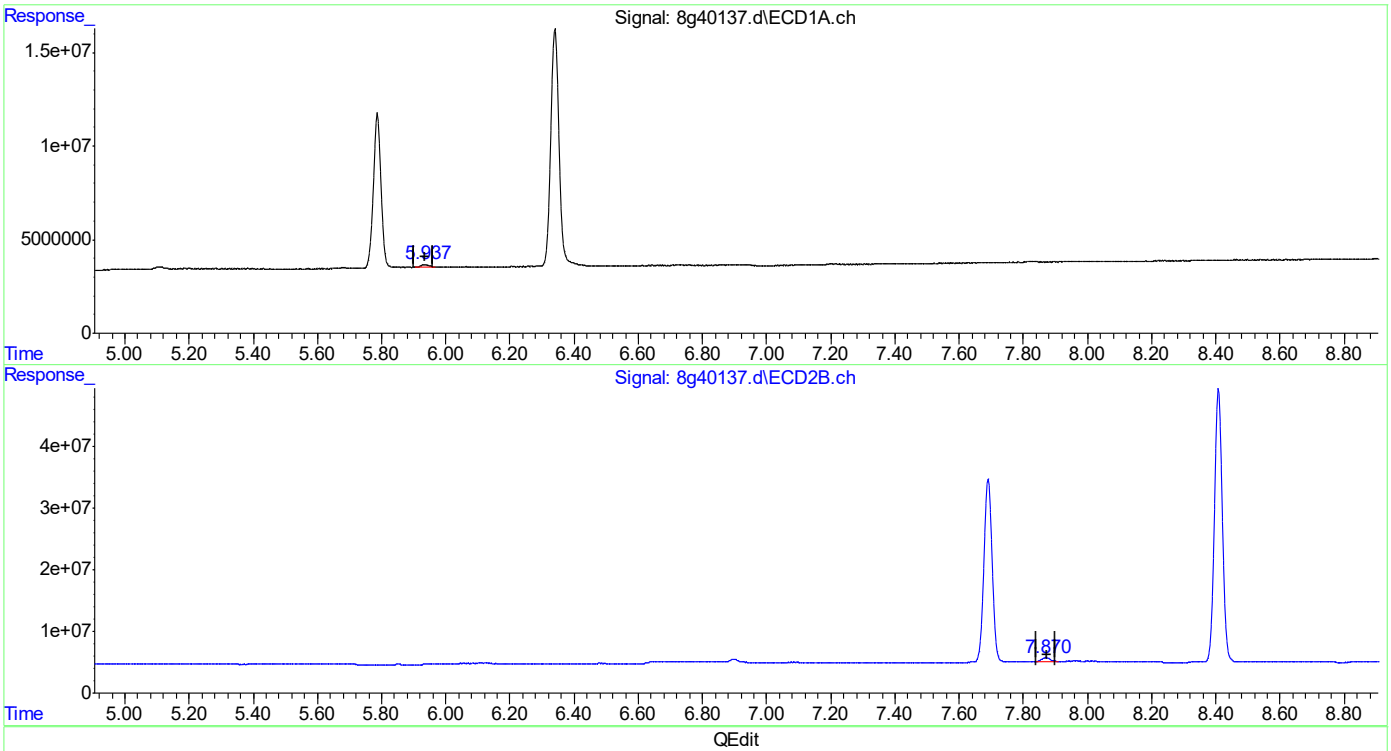

QEdit

(18) 4,4'-DDD (A)
5.937min 1.233PPB m
response 2607531

(18) 4,4'-DDD #2 (A)
7.870min 1.372PPB m
response 11189395

(+) = Expected Retention Time
8PST1645.M Mon Aug 23 00:18:06 2021 Page: 1

Quantitation Report (Qedit)

Data Path : C:\msdchem\1\DATA\8G1696\
Data File : 8g40137.d
Signal(s) : Signal #1: ECD1A.ch Signal #2: ECD2B.ch
Acq On : 22 Aug 2021 10:30 pm
Operator : christp
Sample : ddt
Misc : op34923,g8g1696,15.7,,,10,1
ALS Vial : 1 Sample Multiplier: 1

Integration File signal 1: autoint1.e
Integration File signal 2: autoint2.e
Quant Time: Aug 23 00:16:42 2021
Quant Method : C:\MSDCHEM\1\METHODS\8PST1645.M
Quant Title : PEST/PCB
QLast Update : Tue Aug 17 23:29:22 2021
Response via : Initial Calibration
Integrator: ChemStation

Volume Inj. : 1ul/column
Signal #1 Phase : RTXCLP I Signal #2 Phase: RTX-CLP II
Signal #1 Info : 30mx.32mmx.32um Signal #2 Info : 30m x .32mm x .25um

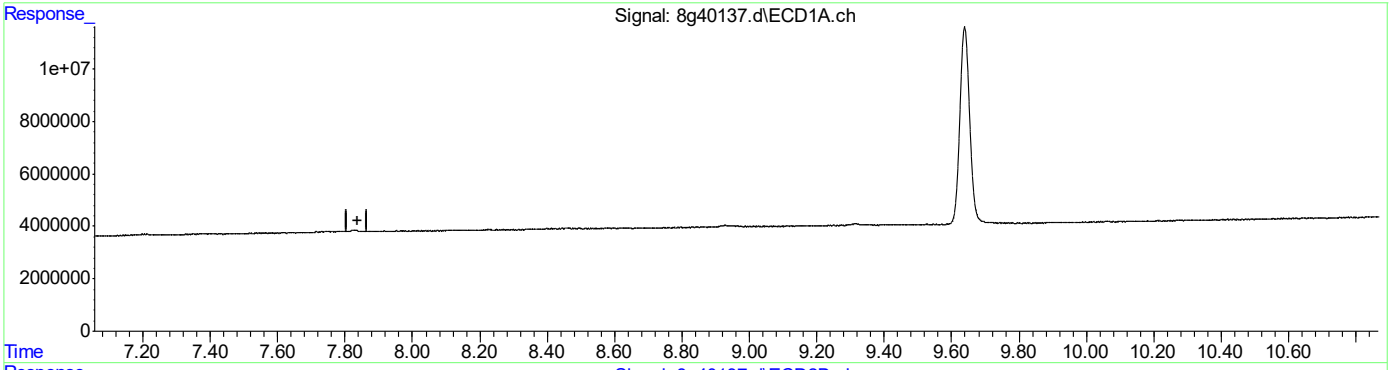

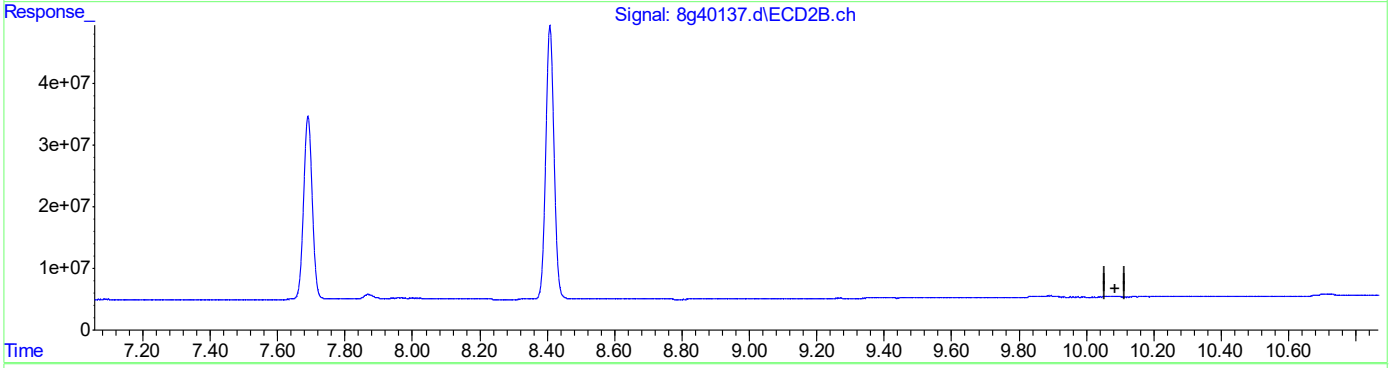

QEdit

(25) Endrin Ketone (B)
7.782min 0.000PPB m
response 0

(25) Endrin Ketone #2 (B)
0.000min 0.000PPB
response 0

(+) = Expected Retention Time
8PST1645.M Mon Aug 23 00:18:18 2021 Page: 1

Manual Integrations APPROVED
(compounds with "m" flag)
Gwendolyn Burns
07/16/21 12:24

Quantitation Report (QT Reviewed)

Data Path : C:\msdchem\1\data\G6G2739\
Data File : 6g78516a.d
Signal(s) : Signal #1: ECD1A.CH Signal #2: ECD2B.CH
Acq On : 18-Jun-21, 04:31:15
Operator : christp
Sample : ic2739-1
Misc : op33095,g6g2739,30,,,2,1
ALS Vial : 3 (Sig #1); 0 (Sig #2) Sample Multiplier: 1

Integration File signal 1: autoint1.e
Integration File signal 2: autoint2.e
Quant Time: Jul 12 22:07:05 2021
Quant Method : C:\MSDCHEM\1\METHODS\6PST2739.M
Quant Title : PEST/PCB
QLast Update : Wed Jun 09 04:17:10 2021
Response via : Initial Calibration
Integrator: ChemStation 6890 Scale Mode: Large solvent peaks clipped

Volume Inj. : 1ul
Signal #1 Phase : RTXCLP I Signal #2 Phase: RTX-CLP II
Signal #1 Info : 30mx.32mmx.32um Signal #2 Info : 30m x .32mm x .25um

	Compound	RT#1	RT#2	Resp#1	Resp#2	PPB	PPB
	Internal Standards						
1)	I 1-bromo-2...	1.834	2.184	693.2E6	421.5E6	50.000	50.000
	System Monitoring Compounds						
2)	SAB Tetrachlo...	2.418	3.022	8824929	7479668	1.214m	1.085m
	Spiked Amount 40.000	Range	30 - 150	Recovery	=	3.03%#	2.71%#
26)	SA Decachlor...	9.634	12.056	19448822	6570401	1.147m	1.217m
	Spiked Amount 40.000			Recovery	=	2.87%	3.04%
	Target Compounds						
3)	hexachlor...	2.746	3.543	19854616	9292702	0.874	1.104m#
4)	A alpha-BHC	2.887	3.702	23425687	10654323	1.201m	1.024m
5)	MA gamma-BHC	3.171	4.140	20101796	10175712	1.118m	1.074
6)	MA Heptachlor	3.647	4.729	19935484	9589872	1.174m	1.064
7)	B beta-BHC	3.241	4.222	9688502	5039564	1.312m	1.124m
8)	B delta-BHC	3.420	4.627	20892427	8531186	1.253m	1.058
9)	MB Aldrin	3.974	5.190	20702874	9292096	1.188m	1.043
10)	alachlor	4.124	4.992	1584445	1613899	1.303m	1.349m
11)	B Heptachlo...	4.668	6.025	24268816	8371299	1.367m	1.018 #
12)	B gamma-Chl...	4.829	6.312	18315517	9447954	1.060m	1.094
13)	B alpha-Chl...	4.994	6.541	18974599	8471192	1.141m	1.083
14)	A Endosulfan I	5.169	6.639	17819891	8393637	1.076m	1.057
15)	B 4,4'-DDE	5.108	6.805	16912654	8937350	1.050m	1.092
16)	MA Dieldrin	5.488	7.081	19809748	7918294	1.205m	0.971m
17)	MA Endrin	5.801	7.587	18639470	7203997	1.218m	0.956m
18)	A 4,4'-DDD	5.923	7.763	14596194	6842464	1.186m	1.037m
19)	B Endosulfa...	6.115	7.938	15084693	6967041	0.982m	0.982m
20)	MA 4,4'-DDT	6.338	8.301	16970095	7516813	1.338m	1.203m
21)	B Endrin Al...	6.736	8.517	16832595	5783919	1.452m	0.976m#
22)	B Endosulfa...	7.414	8.989	16427295	7260386	1.251m	1.136m
23)	A Methoxychlor	7.114	9.550	8197431	3173635	1.286m	1.008m
24)	Mirex	7.255	9.895	9945290	6921586	0.970m	1.139m
25)	B Endrin Ke...	7.841	9.957	15561301	8708608	1.110m	1.201m
	Sum Toxaphene			0	0	N.D.	N.D.
	Average Toxaphene					0.000	0.000

SemiQuant Compounds - Not Calibrated on this Instrument

(f)=RT Delta > 1/2 Window (#)=Amounts differ by > 25% (m)=manual int.

Quantitation Report (QT Reviewed)

Data Path : C:\msdchem\1\data\G6G2739\
Data File : 6g78516a.d
Signal(s) : Signal #1: ECD1A.CH Signal #2: ECD2B.CH
Acq On : 18-Jun-21, 04:31:15
Operator : christp
Sample : ic2739-1
Misc : op33095,g6g2739,30,,,2,1
ALS Vial : 3 (Sig #1); 0 (Sig #2) Sample Multiplier: 1

Integration File signal 1: autoint1.e
Integration File signal 2: autoint2.e
Quant Time: Jul 12 22:07:05 2021
Quant Method : C:\MSDCHEM\1\METHODS\6PST2739.M
Quant Title : PEST/PCB
QLast Update : Wed Jun 09 04:17:10 2021
Response via : Initial Calibration
Integrator: ChemStation 6890 Scale Mode: Large solvent peaks clipped

Volume Inj. : 1ul
Signal #1 Phase : RTXCLP I Signal #2 Phase: RTX-CLP II
Signal #1 Info : 30mx.32mmx.32um Signal #2 Info : 30m x .32mm x .25um

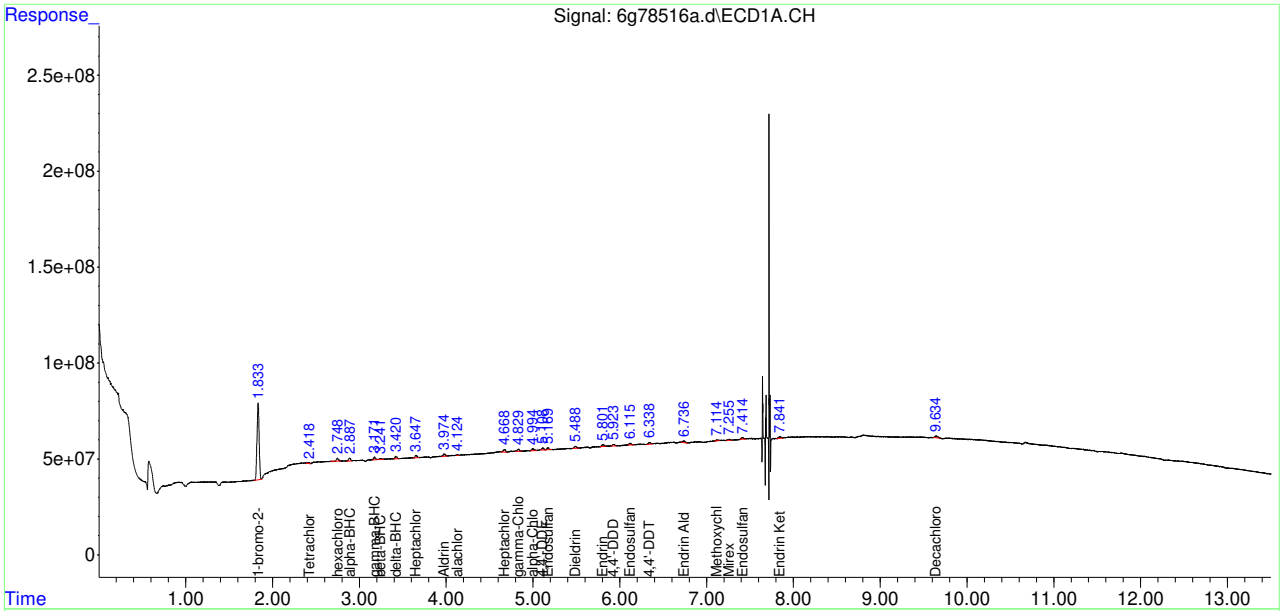

Manual Integration Approval Summary

Sample Number: G6G2739-IC2739
Lab FileID: 6G78516A.D
Injection Time: 06/18/21 04:31
Method: EPA 608.3
Analyst approved: 07/12/21 22:14 Christine Phillips
Supervisor approved: 07/16/21 12:24 Gwendolyn Burns

Parameter	CAS	Sig#	R.T. (min.)	Reason
Tetrachloro-m-xylene	877-09-8	1	2.42	Poorly defined baseline
alpha-BHC	319-84-6	1	2.89	Poorly defined baseline
Tetrachloro-m-xylene	877-09-8	2	3.02	Poorly defined baseline
gamma-BHC (Lindane)	58-89-9	1	3.17	Poorly defined baseline
beta-BHC	319-85-7	1	3.24	Poorly defined baseline
delta-BHC	319-86-8	1	3.42	Poorly defined baseline
Heptachlor	76-44-8	1	3.65	Poorly defined baseline
alpha-BHC	319-84-6	2	3.70	Poorly defined baseline
Aldrin	309-00-2	1	3.97	Poorly defined baseline
beta-BHC	319-85-7	2	4.22	Poorly defined baseline
Heptachlor epoxide	1024-57-3	1	4.67	Poorly defined baseline
gamma-Chlordane	5103-74-2	1	4.83	Poorly defined baseline
alpha-Chlordane	5103-71-9	1	4.99	Poorly defined baseline
4,4'-DDE	72-55-9	1	5.11	Poorly defined baseline
Endosulfan-I	959-98-8	1	5.17	Poorly defined baseline
Dieldrin	60-57-1	1	5.49	Poorly defined baseline
Endrin	72-20-8	1	5.80	Poorly defined baseline
4,4'-DDD	72-54-8	1	5.92	Poorly defined baseline
Endosulfan-II	33213-65-9	1	6.12	Poorly defined baseline
4,4'-DDT	50-29-3	1	6.34	Poorly defined baseline
Endrin aldehyde	7421-93-4	1	6.74	Poorly defined baseline
Dieldrin	60-57-1	2	7.08	Poorly defined baseline
Methoxychlor	72-43-5	1	7.11	Poorly defined baseline
Mirex	2385-85-5	1	7.25	Poorly defined baseline
Endosulfan sulfate	1031-07-8	1	7.41	Poorly defined baseline
Endrin	72-20-8	2	7.59	Poorly defined baseline
4,4'-DDD	72-54-8	2	7.76	Poorly defined baseline
Endrin ketone	53494-70-5	1	7.84	Poorly defined baseline
Endosulfan-II	33213-65-9	2	7.94	Poorly defined baseline
4,4'-DDT	50-29-3	2	8.30	Poorly defined baseline
Endrin aldehyde	7421-93-4	2	8.52	Poorly defined baseline
Endosulfan sulfate	1031-07-8	2	8.99	Poorly defined baseline
Methoxychlor	72-43-5	2	9.55	Poorly defined baseline
Decachlorobiphenyl	2051-24-3	1	9.63	Poorly defined baseline
Mirex	2385-85-5	2	9.89	Poorly defined baseline
Endrin ketone	53494-70-5	2	9.96	Poorly defined baseline
Decachlorobiphenyl	2051-24-3	2	12.06	Poorly defined baseline

Quantitation Report (Qedit)

Data Path : C:\msdchem\1\data\G6G2739\
Data File : 6g78516a.d
Signal(s) : Signal #1: ECD1A.CH Signal #2: ECD2B.CH
Acq On : 18-Jun-21, 04:31:15
Operator : christp
Sample : ic2739-1
Misc : op33095,g6g2739,30,,,2,1
ALS Vial : 3 (Sig #1); 0 (Sig #2) Sample Multiplier: 1

Integration File signal 1: autoint1.e
Integration File signal 2: autoint2.e
Quant Time: Jun 22 23:20:04 2021
Quant Method : C:\MSDCHEM\1\METHODS\6PST2739.M
Quant Title : PEST/PCB
QLast Update : Wed Jun 09 04:17:10 2021
Response via : Initial Calibration
Integrator: ChemStation 6890 Scale Mode: Large solvent peaks clipped

Volume Inj. : 1ul
Signal #1 Phase : RTXCLP I Signal #2 Phase: RTX-CLP II
Signal #1 Info : 30mx.32mmx.32um Signal #2 Info : 30m x .32mm x .25um

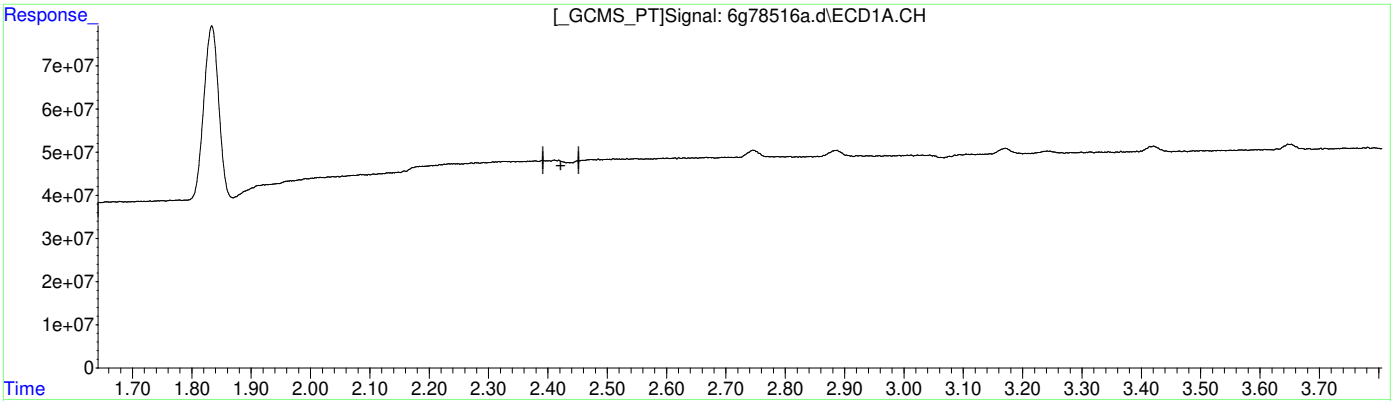

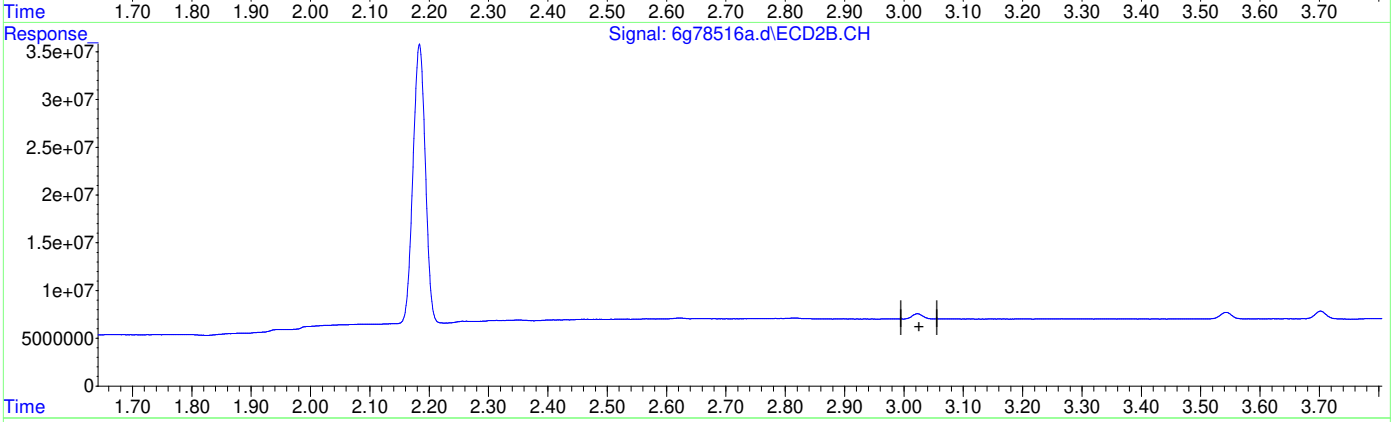

QEdit

(2) Tetrachloro-m-xylene (SAB)

2.158min 0.000 PPB m

response 0

(2) Tetrachloro-m-xylene #2 (SAB)

0.000min 0.000 PPB

response 0

(+) = Expected Retention Time
6PST2739.M Tue Jun 22 23:20:15 2021

Quantitation Report (Qedit)

Data Path : C:\msdchem\1\data\G6G2739\
Data File : 6g78516a.d
Signal(s) : Signal #1: ECD1A.CH Signal #2: ECD2B.CH
Acq On : 18-Jun-21, 04:31:15
Operator : christp
Sample : ic2739-1
Misc : op33095,g6g2739,30,,,2,1
ALS Vial : 3 (Sig #1); 0 (Sig #2) Sample Multiplier: 1

Integration File signal 1: autoint1.e
Integration File signal 2: autoint2.e
Quant Time: Jun 22 23:20:04 2021
Quant Method : C:\MSDCHEM\1\METHODS\6PST2739.M
Quant Title : PEST/PCB
QLast Update : Wed Jun 09 04:17:10 2021
Response via : Initial Calibration
Integrator: ChemStation 6890 Scale Mode: Large solvent peaks clipped

Volume Inj. : 1ul
Signal #1 Phase : RTXCLP I Signal #2 Phase: RTX-CLP II
Signal #1 Info : 30mx.32mmx.32um Signal #2 Info : 30m x .32mm x .25um

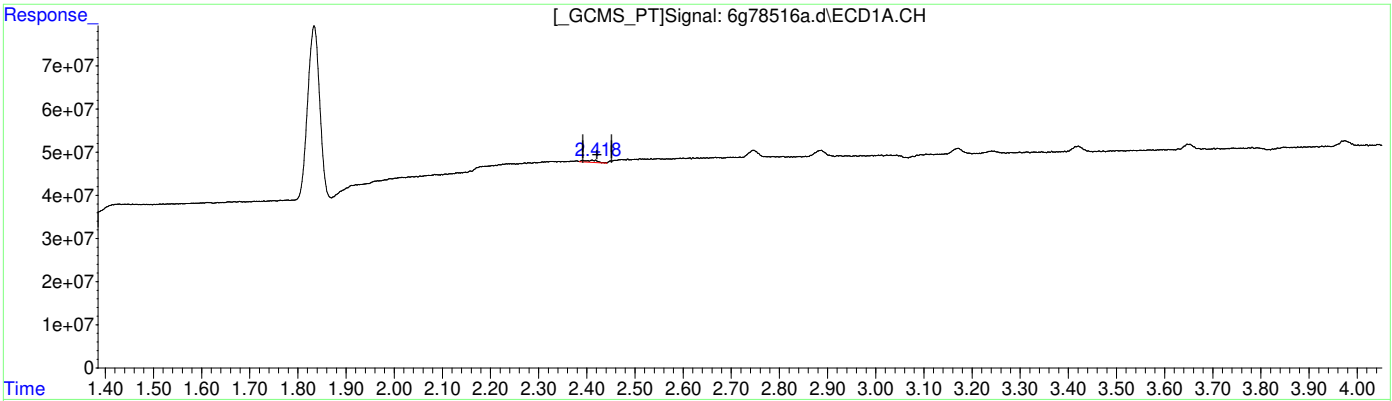

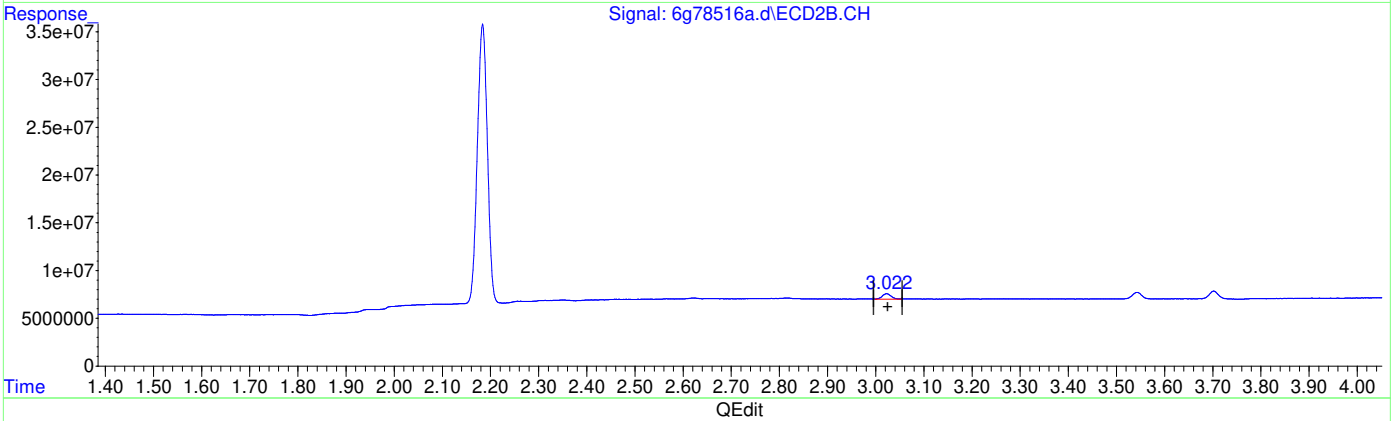

QEdit

(2) Tetrachloro-m-xylene (SAB)

2.418min 1.214 PPB m

response 8824929

(2) Tetrachloro-m-xylene #2 (SAB)

3.022min 1.085 PPB m

response 7479668

(+) = Expected Retention Time
6PST2739.M Tue Jun 22 23:20:36 2021

Quantitation Report (Qedit)

Data Path : C:\msdchem\1\data\G6G2739\
Data File : 6g78516a.d
Signal(s) : Signal #1: ECD1A.CH Signal #2: ECD2B.CH
Acq On : 18-Jun-21, 04:31:15
Operator : christp
Sample : ic2739-1
Misc : op33095,g6g2739,30,,,2,1
ALS Vial : 3 (Sig #1); 0 (Sig #2) Sample Multiplier: 1

Integration File signal 1: autoint1.e
Integration File signal 2: autoint2.e
Quant Time: Jun 22 23:20:04 2021
Quant Method : C:\MSDCHEM\1\METHODS\6PST2739.M
Quant Title : PEST/PCB
QLast Update : Wed Jun 09 04:17:10 2021
Response via : Initial Calibration
Integrator: ChemStation 6890 Scale Mode: Large solvent peaks clipped

Volume Inj. : 1ul
Signal #1 Phase : RTXCLP I Signal #2 Phase: RTX-CLP II
Signal #1 Info : 30mx.32mmx.32um Signal #2 Info : 30m x .32mm x .25um

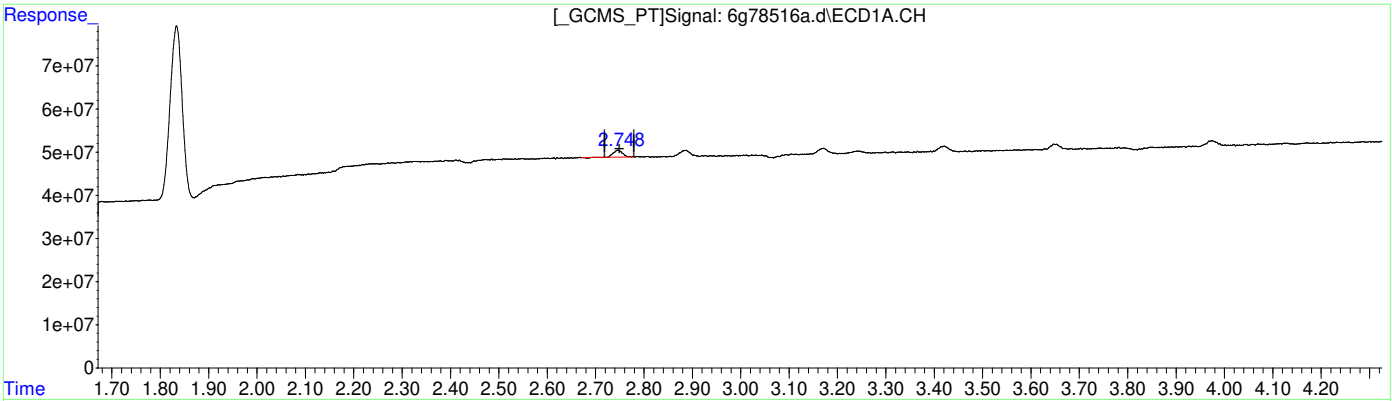

(3) hexachlorobenzene

2.746min 0.874 PPB

response 19854616

(3) hexachlorobenzene #2

0.000min 0.000 PPB

response 0

(+) = Expected Retention Time

Quantitation Report (Qedit)

Data Path : C:\msdchem\1\data\G6G2739\
Data File : 6g78516a.d
Signal(s) : Signal #1: ECD1A.CH Signal #2: ECD2B.CH
Acq On : 18-Jun-21, 04:31:15
Operator : christp
Sample : ic2739-1
Misc : op33095,g6g2739,30,,,2,1
ALS Vial : 3 (Sig #1); 0 (Sig #2) Sample Multiplier: 1

Integration File signal 1: autoint1.e
Integration File signal 2: autoint2.e
Quant Time: Jun 22 23:20:04 2021
Quant Method : C:\MSDCHEM\1\METHODS\6PST2739.M
Quant Title : PEST/PCB
QLast Update : Wed Jun 09 04:17:10 2021
Response via : Initial Calibration
Integrator: ChemStation 6890 Scale Mode: Large solvent peaks clipped

Volume Inj. : 1ul
Signal #1 Phase : RTXCLP I Signal #2 Phase: RTX-CLP II
Signal #1 Info : 30mx.32mmx.32um Signal #2 Info : 30m x .32mm x .25um

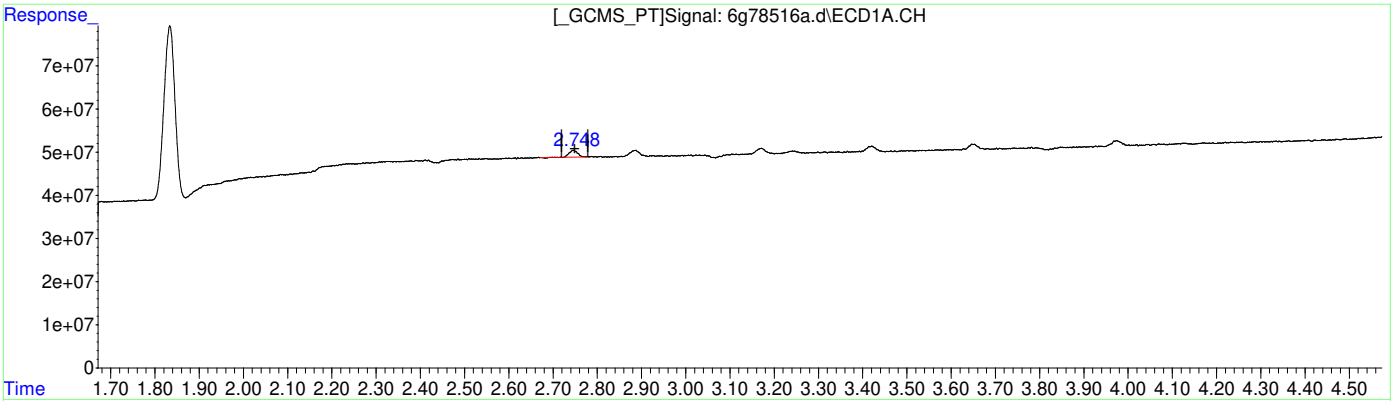

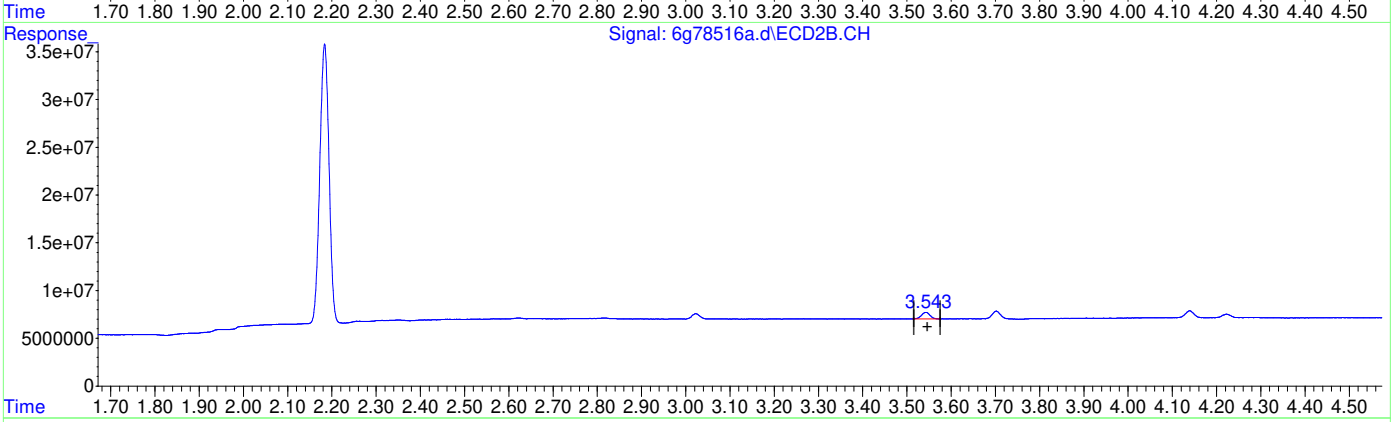

QEdit

(3) hexachlorobenzene

2.746min 0.874 PPB

response 19854616

(3) hexachlorobenzene #2

3.543min 1.104 PPB m

response 9292702

(+) = Expected Retention Time
6PST2739.M Tue Jun 22 23:21:17 2021

Quantitation Report (Qedit)

Data Path : C:\msdchem\1\data\G6G2739\
Data File : 6g78516a.d
Signal(s) : Signal #1: ECD1A.CH Signal #2: ECD2B.CH
Acq On : 18-Jun-21, 04:31:15
Operator : christp
Sample : ic2739-1
Misc : op33095,g6g2739,30,,,2,1
ALS Vial : 3 (Sig #1); 0 (Sig #2) Sample Multiplier: 1

Integration File signal 1: autoint1.e
Integration File signal 2: autoint2.e
Quant Time: Jun 22 23:20:04 2021
Quant Method : C:\MSDCHEM\1\METHODS\6PST2739.M
Quant Title : PEST/PCB
QLast Update : Wed Jun 09 04:17:10 2021
Response via : Initial Calibration
Integrator: ChemStation 6890 Scale Mode: Large solvent peaks clipped

Volume Inj. : 1ul
Signal #1 Phase : RTXCLP I Signal #2 Phase: RTX-CLP II
Signal #1 Info : 30mx.32mmx.32um Signal #2 Info : 30m x .32mm x .25um

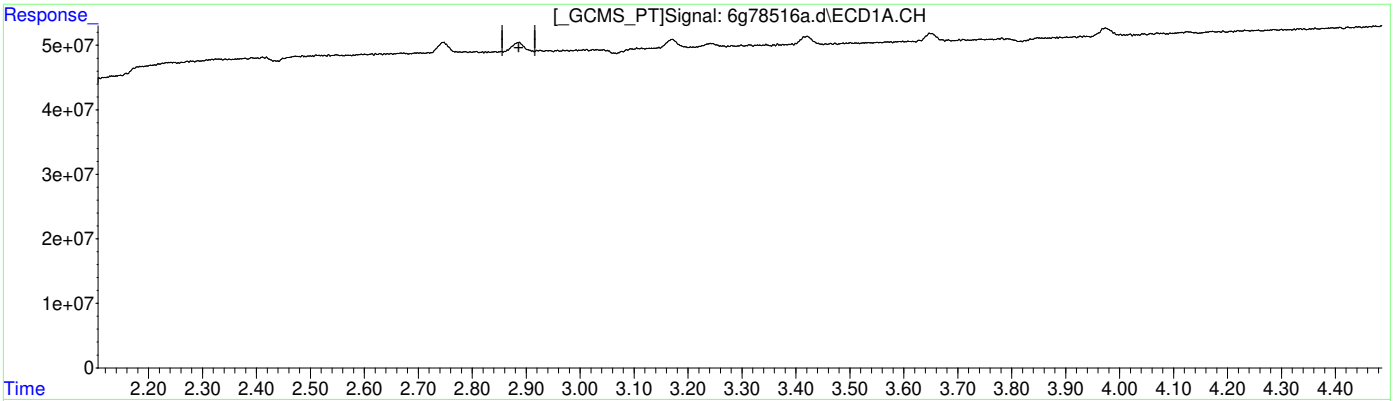

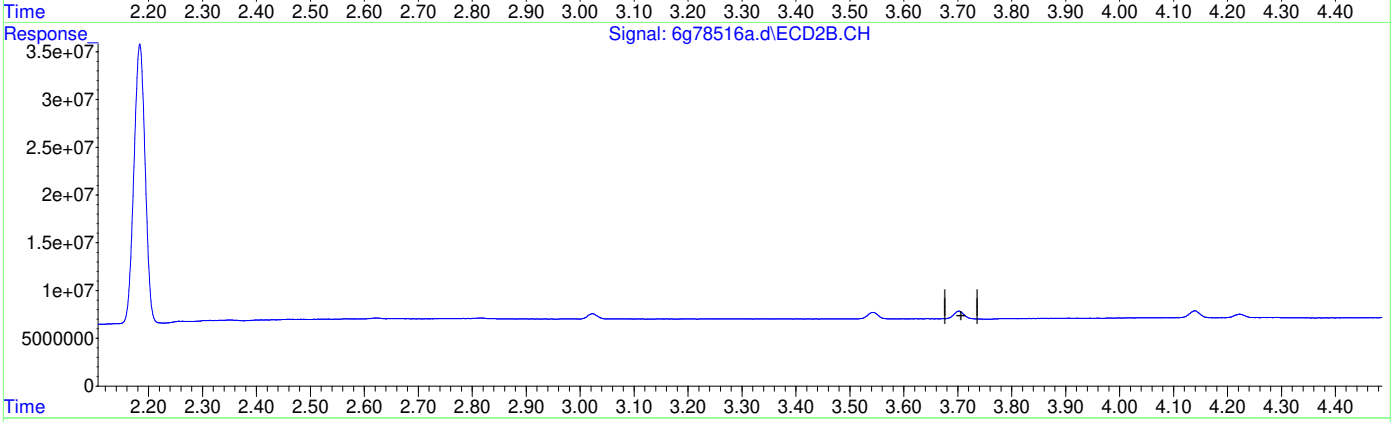

QEdit

(4) alpha-BHC (A)

2.594min 0.000 PPB m

response 0

(4) alpha-BHC #2 (A)

0.000min 0.000 PPB

response 0

(+) = Expected Retention Time

6PST2739.M Tue Jun 22 23:21:25 2021 Page: 1

Quantitation Report (Qedit)

Data Path : C:\msdchem\1\data\G6G2739\
Data File : 6g78516a.d
Signal(s) : Signal #1: ECD1A.CH Signal #2: ECD2B.CH
Acq On : 18-Jun-21, 04:31:15
Operator : christp
Sample : ic2739-1
Misc : op33095,g6g2739,30,,,2,1
ALS Vial : 3 (Sig #1); 0 (Sig #2) Sample Multiplier: 1

Integration File signal 1: autoint1.e
Integration File signal 2: autoint2.e
Quant Time: Jun 22 23:20:04 2021
Quant Method : C:\MSDCHEM\1\METHODS\6PST2739.M
Quant Title : PEST/PCB
QLast Update : Wed Jun 09 04:17:10 2021
Response via : Initial Calibration
Integrator: ChemStation 6890 Scale Mode: Large solvent peaks clipped

Volume Inj. : 1ul
Signal #1 Phase : RTXCLP I Signal #2 Phase: RTX-CLP II
Signal #1 Info : 30mx.32mmx.32um Signal #2 Info : 30m x .32mm x .25um

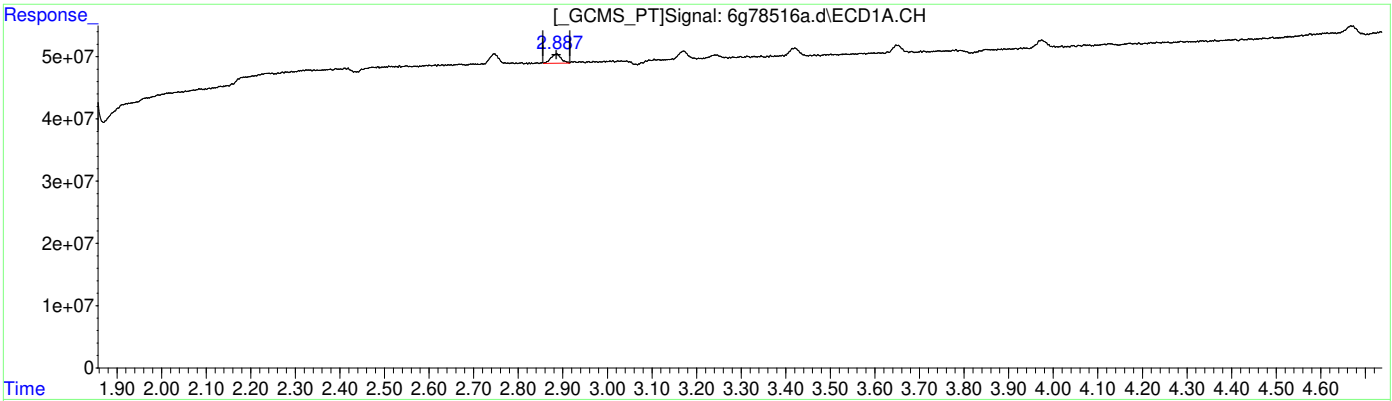

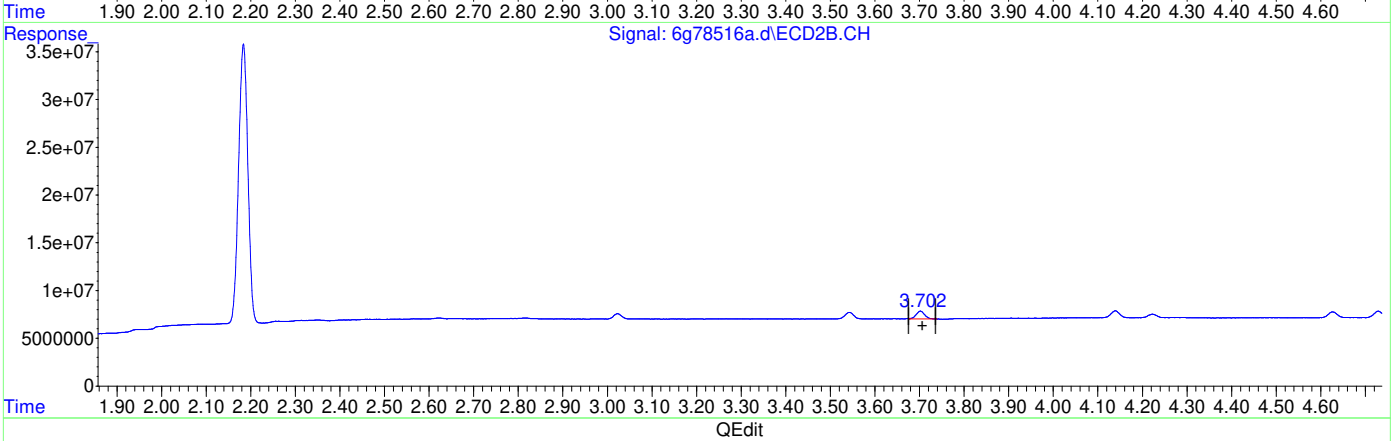

QEdit

(4) alpha-BHC (A)

2.887min 1.201 PPB m

response 23425687

(4) alpha-BHC #2 (A)

3.702min 1.024 PPB m

response 10654323

(+) = Expected Retention Time

Quantitation Report (Qedit)

Data Path : C:\msdchem\1\data\G6G2739\
Data File : 6g78516a.d
Signal(s) : Signal #1: ECD1A.CH Signal #2: ECD2B.CH
Acq On : 18-Jun-21, 04:31:15
Operator : christp
Sample : ic2739-1
Misc : op33095,g6g2739,30,,,2,1
ALS Vial : 3 (Sig #1); 0 (Sig #2) Sample Multiplier: 1

Integration File signal 1: autoint1.e
Integration File signal 2: autoint2.e
Quant Time: Jun 22 23:20:04 2021
Quant Method : C:\MSDCHEM\1\METHODS\6PST2739.M
Quant Title : PEST/PCB
QLast Update : Wed Jun 09 04:17:10 2021
Response via : Initial Calibration
Integrator: ChemStation 6890 Scale Mode: Large solvent peaks clipped

Volume Inj. : 1ul
Signal #1 Phase : RTXCLP I Signal #2 Phase: RTX-CLP II
Signal #1 Info : 30mx.32mmx.32um Signal #2 Info : 30m x .32mm x .25um

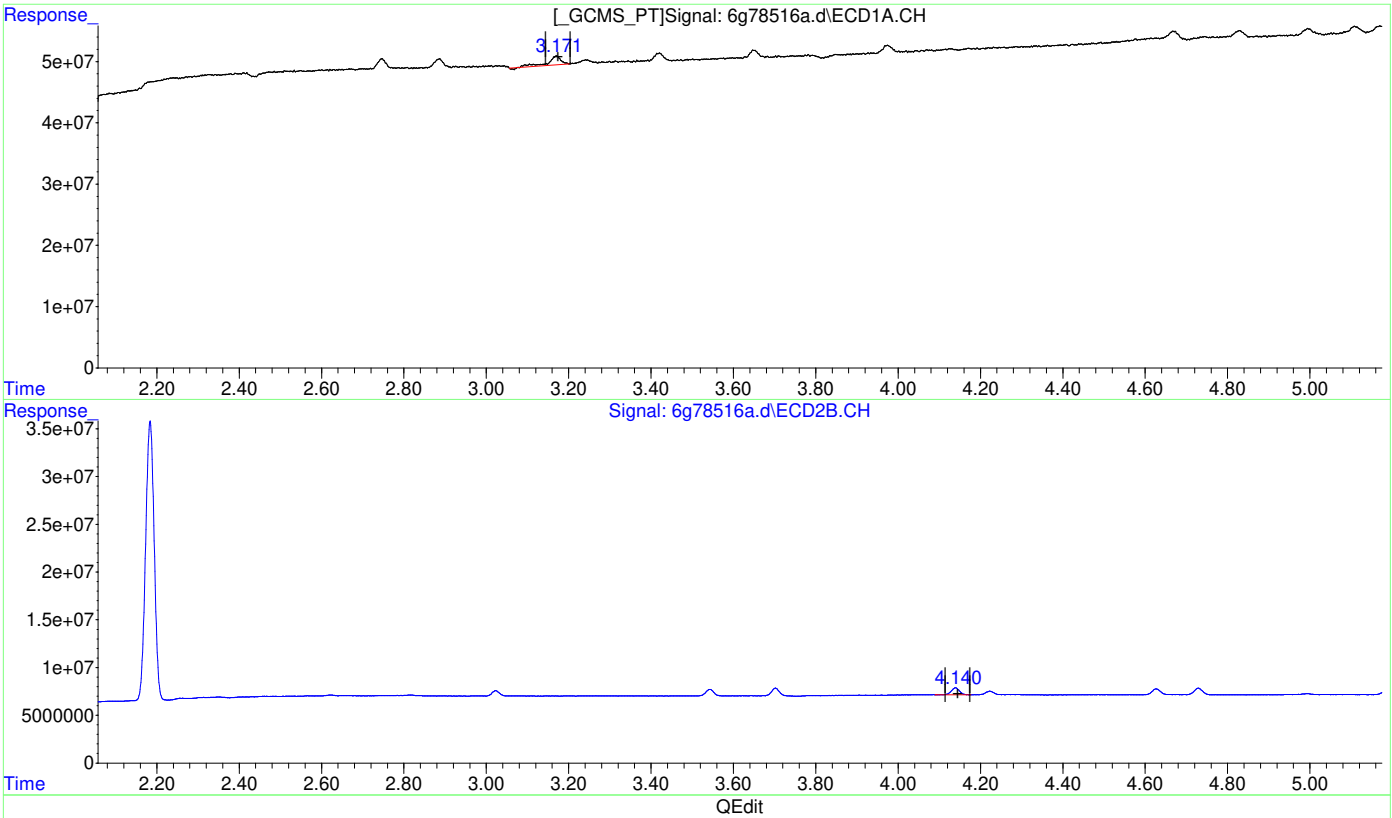

(5) gamma-BHC (MA)

3.171min 1.697 PPB

response 30531138

(5) gamma-BHC #2 (MA)

4.140min 1.074 PPB

response 10175712

(+) = Expected Retention Time
6PST2739.M Tue Jun 22 23:21:56 2021

Quantitation Report (Qedit)

Data Path : C:\msdchem\1\data\G6G2739\
Data File : 6g78516a.d
Signal(s) : Signal #1: ECD1A.CH Signal #2: ECD2B.CH
Acq On : 18-Jun-21, 04:31:15
Operator : christp
Sample : ic2739-1
Misc : op33095,g6g2739,30,,,2,1
ALS Vial : 3 (Sig #1); 0 (Sig #2) Sample Multiplier: 1

Integration File signal 1: autoint1.e
Integration File signal 2: autoint2.e
Quant Time: Jun 22 23:20:04 2021
Quant Method : C:\MSDCHEM\1\METHODS\6PST2739.M
Quant Title : PEST/PCB
QLast Update : Wed Jun 09 04:17:10 2021
Response via : Initial Calibration
Integrator: ChemStation 6890 Scale Mode: Large solvent peaks clipped

Volume Inj. : 1ul
Signal #1 Phase : RTXCLP I Signal #2 Phase: RTX-CLP II
Signal #1 Info : 30mx.32mmx.32um Signal #2 Info : 30m x .32mm x .25um

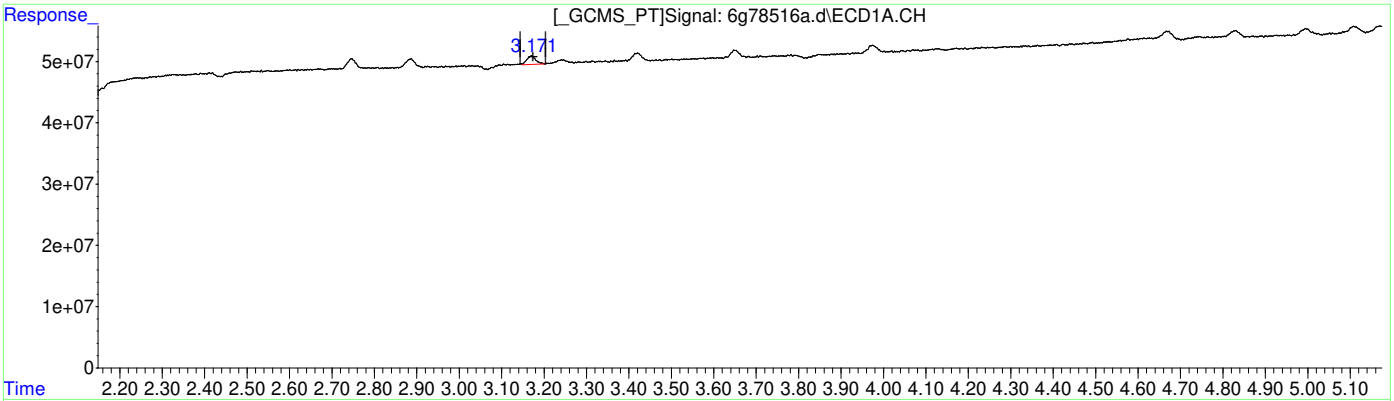

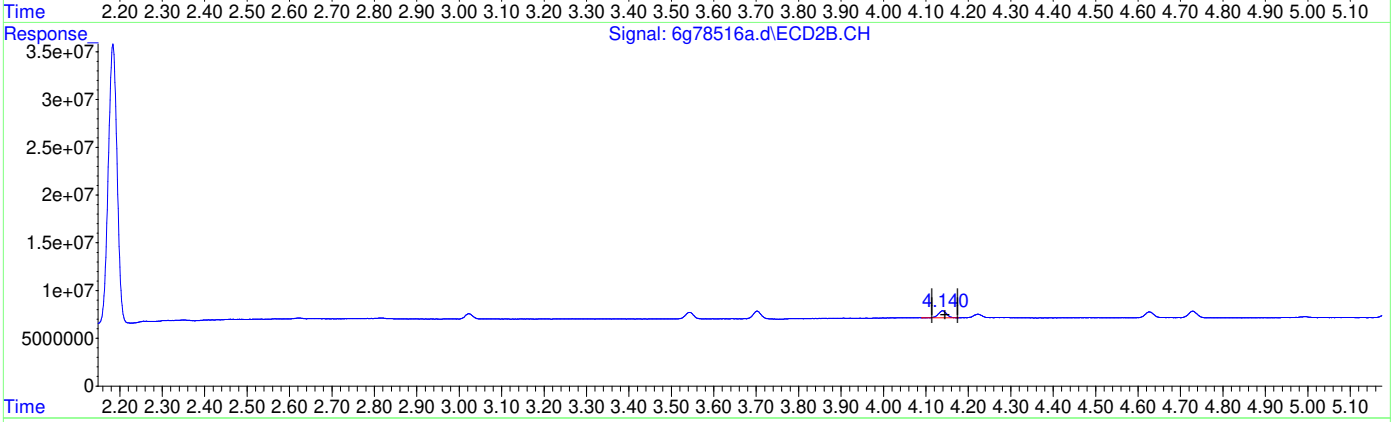

QEdit

(5) gamma-BHC (MA)

3.171min 1.118 PPB m

response 20101796

(5) gamma-BHC #2 (MA)

4.140min 1.074 PPB

response 10175712

(+) = Expected Retention Time
6PST2739.M Tue Jun 22 23:22:07 2021

Quantitation Report (Qedit)

Data Path : C:\msdchem\1\data\G6G2739\
Data File : 6g78516a.d
Signal(s) : Signal #1: ECD1A.CH Signal #2: ECD2B.CH
Acq On : 18-Jun-21, 04:31:15
Operator : christp
Sample : ic2739-1
Misc : op33095,g6g2739,30,,,2,1
ALS Vial : 3 (Sig #1); 0 (Sig #2) Sample Multiplier: 1

Integration File signal 1: autoint1.e
Integration File signal 2: autoint2.e
Quant Time: Jun 22 23:20:04 2021
Quant Method : C:\MSDCHEM\1\METHODS\6PST2739.M
Quant Title : PEST/PCB
QLast Update : Wed Jun 09 04:17:10 2021
Response via : Initial Calibration
Integrator: ChemStation 6890 Scale Mode: Large solvent peaks clipped

Volume Inj. : 1ul
Signal #1 Phase : RTXCLP I Signal #2 Phase: RTX-CLP II
Signal #1 Info : 30mx.32mmx.32um Signal #2 Info : 30m x .32mm x .25um

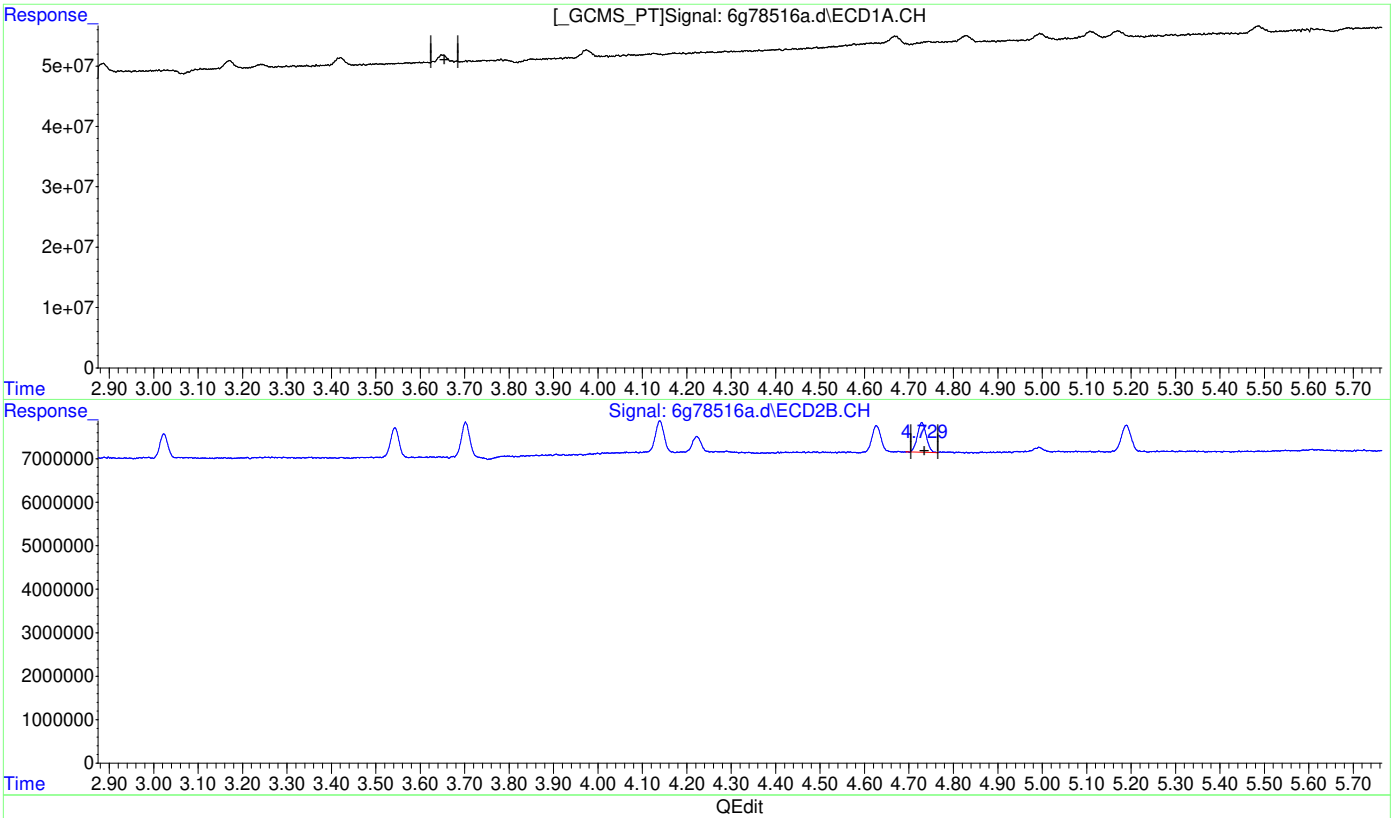

(6) Heptachlor (MA)

3.241min 0.000 PPB m

response 0

(6) Heptachlor #2 (MA)

4.729min 1.064 PPB

response 9589872

(+) = Expected Retention Time
6PST2739.M Tue Jun 22 23:22:15 2021

Quantitation Report (Qedit)

Data Path : C:\msdchem\1\data\G6G2739\
Data File : 6g78516a.d
Signal(s) : Signal #1: ECD1A.CH Signal #2: ECD2B.CH
Acq On : 18-Jun-21, 04:31:15
Operator : christp
Sample : ic2739-1
Misc : op33095,g6g2739,30,,,2,1
ALS Vial : 3 (Sig #1); 0 (Sig #2) Sample Multiplier: 1

Integration File signal 1: autoint1.e
Integration File signal 2: autoint2.e
Quant Time: Jun 22 23:20:04 2021
Quant Method : C:\MSDCHEM\1\METHODS\6PST2739.M
Quant Title : PEST/PCB
QLast Update : Wed Jun 09 04:17:10 2021
Response via : Initial Calibration
Integrator: ChemStation 6890 Scale Mode: Large solvent peaks clipped

Volume Inj. : 1ul
Signal #1 Phase : RTXCLP I Signal #2 Phase: RTX-CLP II
Signal #1 Info : 30mx.32mmx.32um Signal #2 Info : 30m x .32mm x .25um

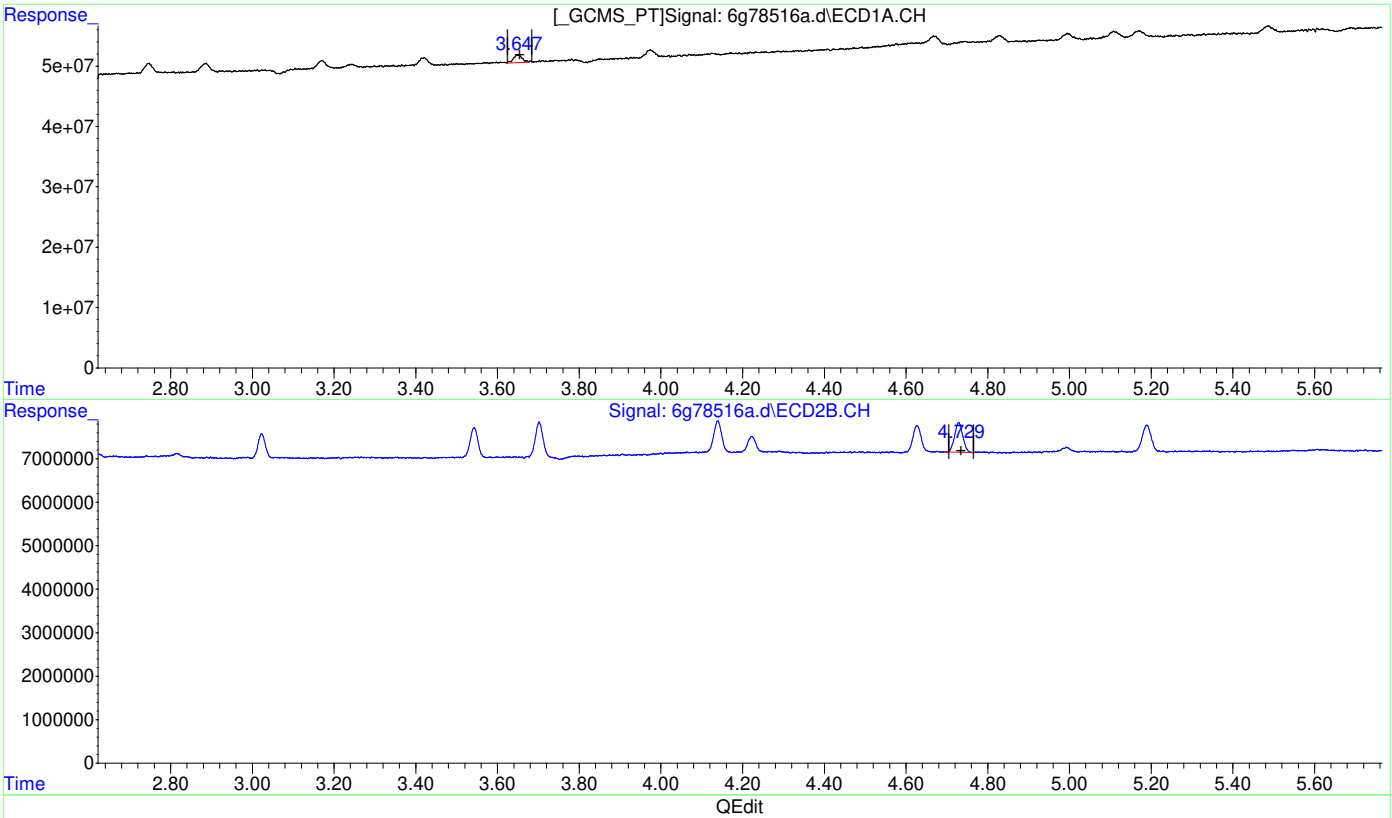

(6) Heptachlor (MA)

3.647min 1.174 PPB m

response 19935484

(6) Heptachlor #2 (MA)

4.729min 1.064 PPB

response 9589872

(+) = Expected Retention Time
6PST2739.M Tue Jun 22 23:22:28 2021

Quantitation Report (Qedit)

Data Path : C:\msdchem\1\data\G6G2739\
Data File : 6g78516a.d
Signal(s) : Signal #1: ECD1A.CH Signal #2: ECD2B.CH
Acq On : 18-Jun-21, 04:31:15
Operator : christp
Sample : ic2739-1
Misc : op33095,g6g2739,30,,,2,1
ALS Vial : 3 (Sig #1); 0 (Sig #2) Sample Multiplier: 1

Integration File signal 1: autoint1.e
Integration File signal 2: autoint2.e
Quant Time: Jun 22 23:20:04 2021
Quant Method : C:\MSDCHEM\1\METHODS\6PST2739.M
Quant Title : PEST/PCB
QLast Update : Wed Jun 09 04:17:10 2021
Response via : Initial Calibration
Integrator: ChemStation 6890 Scale Mode: Large solvent peaks clipped

Volume Inj. : 1ul
Signal #1 Phase : RTXCLP I Signal #2 Phase: RTX-CLP II
Signal #1 Info : 30mx.32mmx.32um Signal #2 Info : 30m x .32mm x .25um

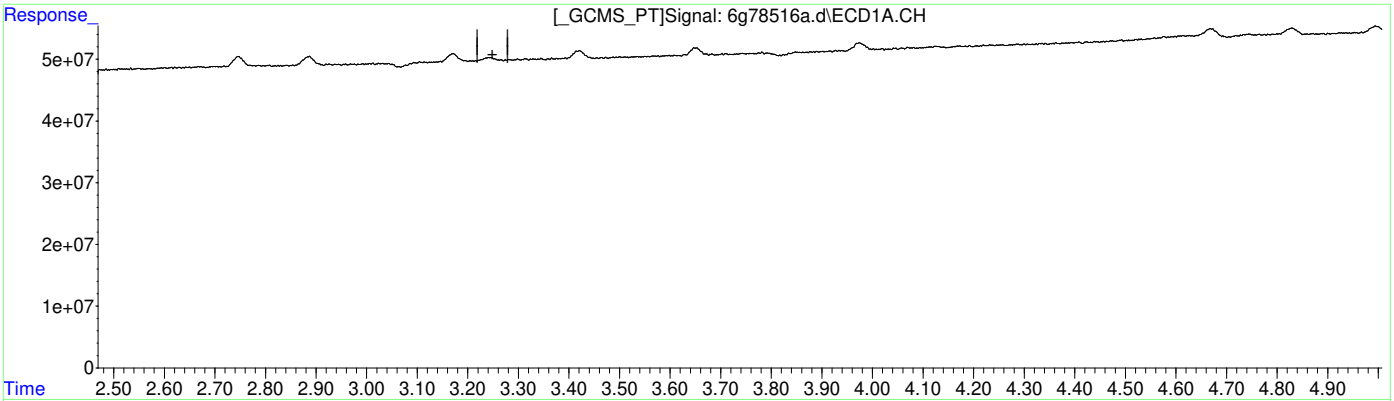

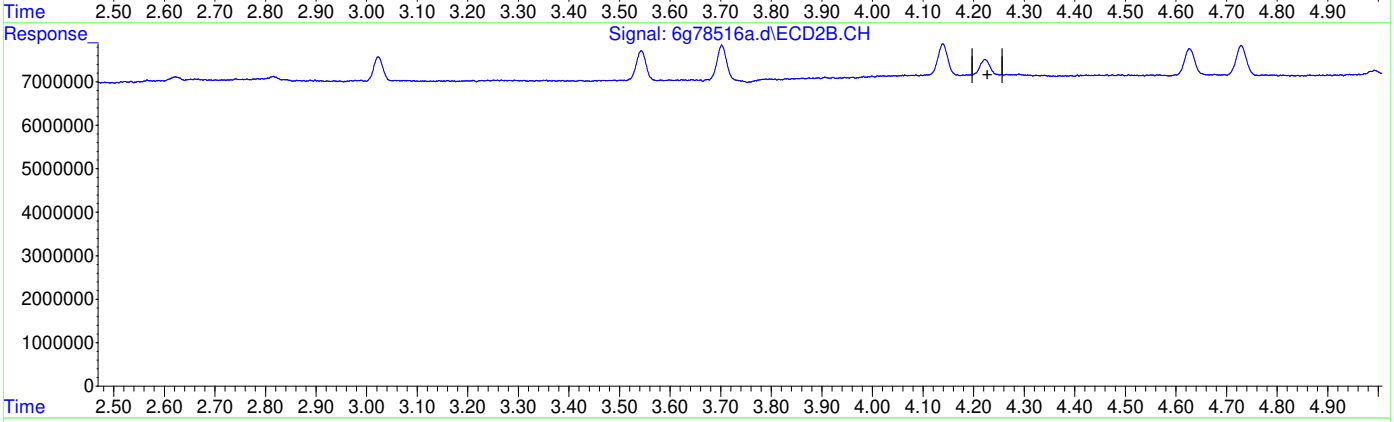

QEdit

(7) beta-BHC (B)

3.169min 0.000 PPB m

response 0

(7) beta-BHC #2 (B)

0.000min 0.000 PPB

response 0

(+) = Expected Retention Time

Quantitation Report (Qedit)

Data Path : C:\msdchem\1\data\G6G2739\
Data File : 6g78516a.d
Signal(s) : Signal #1: ECD1A.CH Signal #2: ECD2B.CH
Acq On : 18-Jun-21, 04:31:15
Operator : christp
Sample : ic2739-1
Misc : op33095,g6g2739,30,,,2,1
ALS Vial : 3 (Sig #1); 0 (Sig #2) Sample Multiplier: 1

Integration File signal 1: autoint1.e
Integration File signal 2: autoint2.e
Quant Time: Jun 22 23:20:04 2021
Quant Method : C:\MSDCHEM\1\METHODS\6PST2739.M
Quant Title : PEST/PCB
QLast Update : Wed Jun 09 04:17:10 2021
Response via : Initial Calibration
Integrator: ChemStation 6890 Scale Mode: Large solvent peaks clipped

Volume Inj. : 1ul
Signal #1 Phase : RTXCLP I Signal #2 Phase: RTX-CLP II
Signal #1 Info : 30mx.32mmx.32um Signal #2 Info : 30m x .32mm x .25um

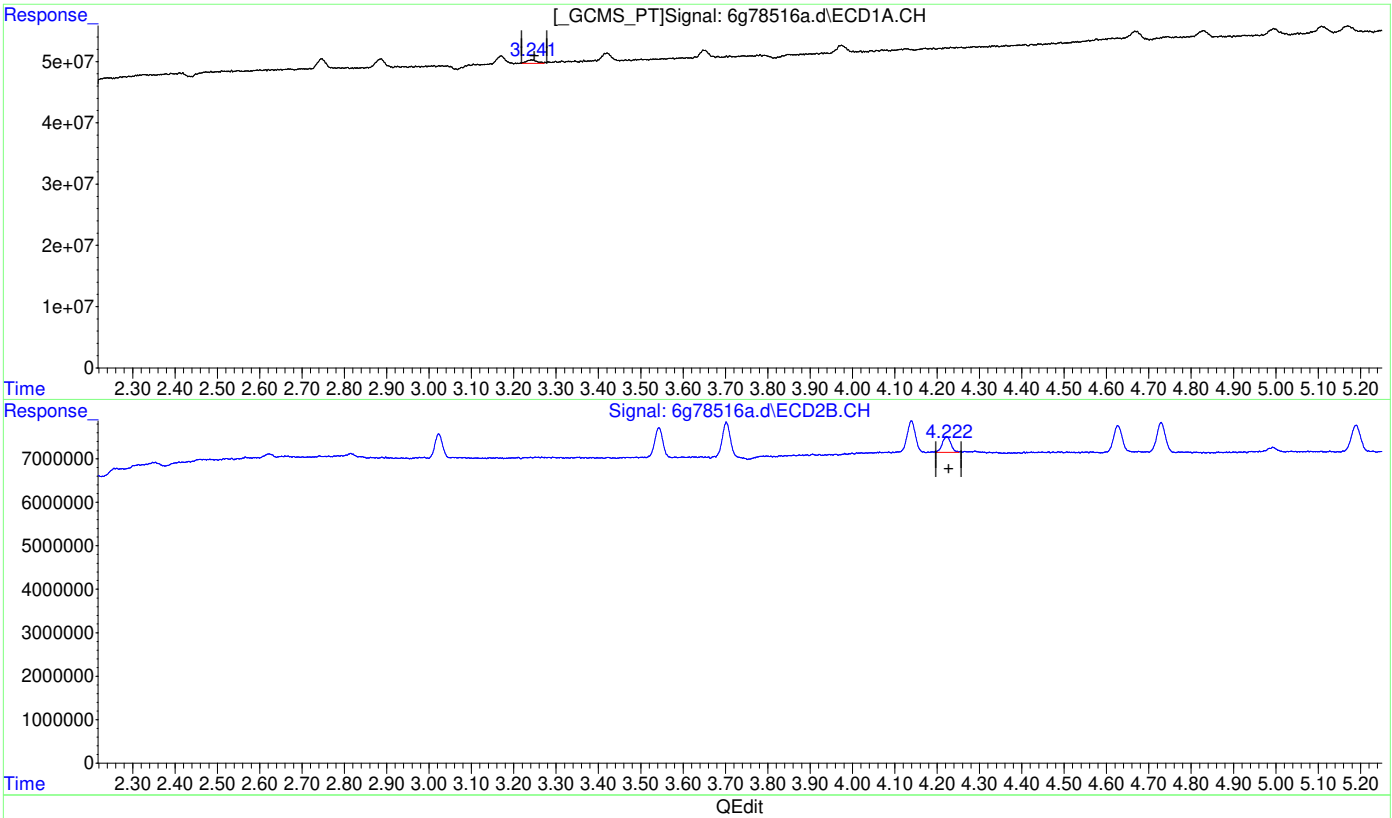

QEdit

(7) beta-BHC (B)

3.241min 1.312 PPB m

response 9688502

(7) beta-BHC #2 (B)

4.222min 1.124 PPB m

response 5039564

(+) = Expected Retention Time
6PST2739.M Tue Jun 22 23:22:58 2021

Quantitation Report (Qedit)

Data Path : C:\msdchem\1\data\G6G2739\
Data File : 6g78516a.d
Signal(s) : Signal #1: ECD1A.CH Signal #2: ECD2B.CH
Acq On : 18-Jun-21, 04:31:15
Operator : christp
Sample : ic2739-1
Misc : op33095,g6g2739,30,,,2,1
ALS Vial : 3 (Sig #1); 0 (Sig #2) Sample Multiplier: 1

Integration File signal 1: autoint1.e
Integration File signal 2: autoint2.e
Quant Time: Jun 22 23:20:04 2021
Quant Method : C:\MSDCHEM\1\METHODS\6PST2739.M
Quant Title : PEST/PCB
QLast Update : Wed Jun 09 04:17:10 2021
Response via : Initial Calibration
Integrator: ChemStation 6890 Scale Mode: Large solvent peaks clipped

Volume Inj. : 1ul
Signal #1 Phase : RTXCLP I Signal #2 Phase: RTX-CLP II
Signal #1 Info : 30mx.32mmx.32um Signal #2 Info : 30m x .32mm x .25um

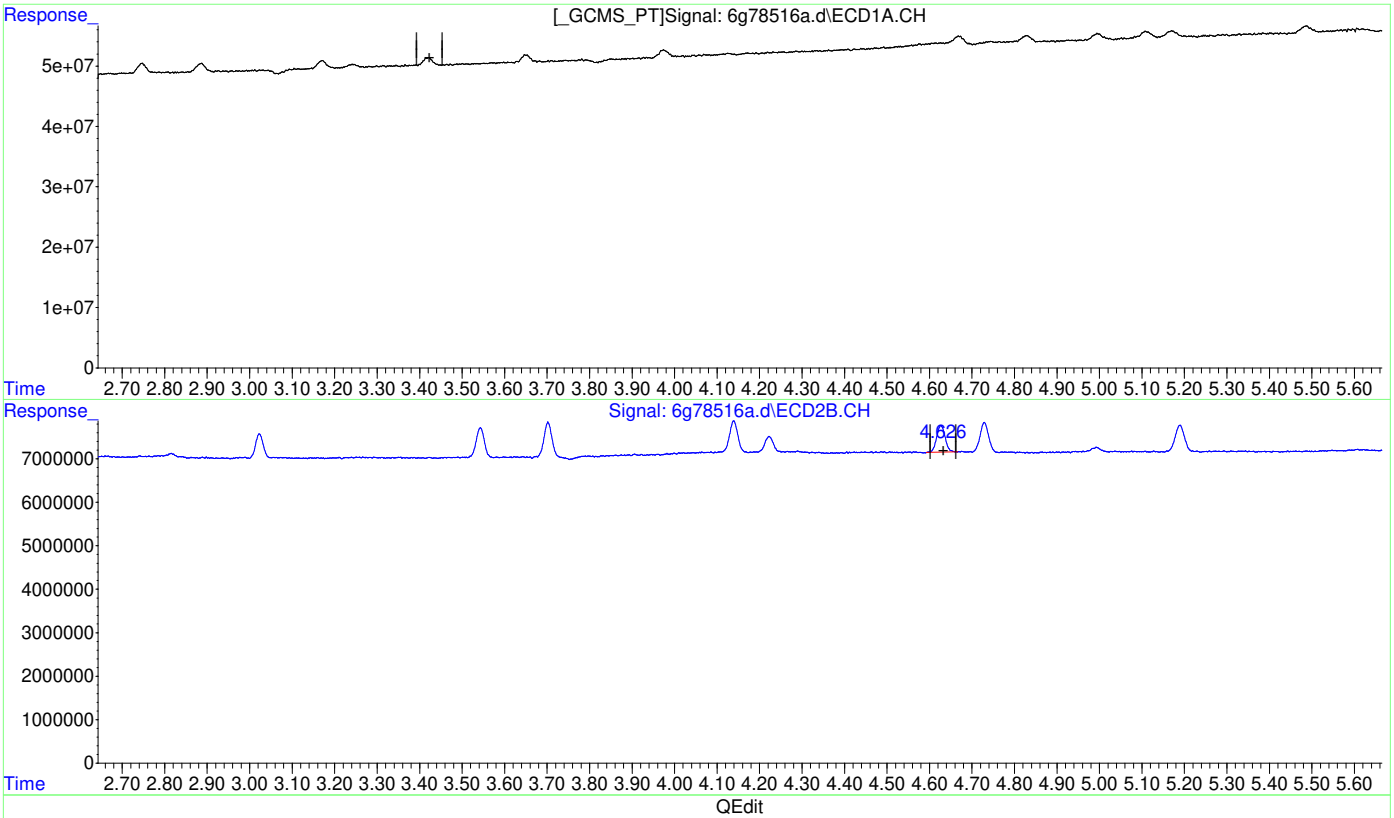

(8) delta-BHC (B)

3.420min 0.000 PPB m

response 0

(8) delta-BHC #2 (B)

4.627min 1.058 PPB

response 8531186

(+) = Expected Retention Time

Quantitation Report (Qedit)

Data Path : C:\msdchem\1\data\G6G2739\
Data File : 6g78516a.d
Signal(s) : Signal #1: ECD1A.CH Signal #2: ECD2B.CH
Acq On : 18-Jun-21, 04:31:15
Operator : christp
Sample : ic2739-1
Misc : op33095,g6g2739,30,,,2,1
ALS Vial : 3 (Sig #1); 0 (Sig #2) Sample Multiplier: 1

Integration File signal 1: autoint1.e
Integration File signal 2: autoint2.e
Quant Time: Jun 22 23:20:04 2021
Quant Method : C:\MSDCHEM\1\METHODS\6PST2739.M
Quant Title : PEST/PCB
QLast Update : Wed Jun 09 04:17:10 2021
Response via : Initial Calibration
Integrator: ChemStation 6890 Scale Mode: Large solvent peaks clipped

Volume Inj. : 1ul
Signal #1 Phase : RTXCLP I Signal #2 Phase: RTX-CLP II
Signal #1 Info : 30mx.32mmx.32um Signal #2 Info : 30m x .32mm x .25um

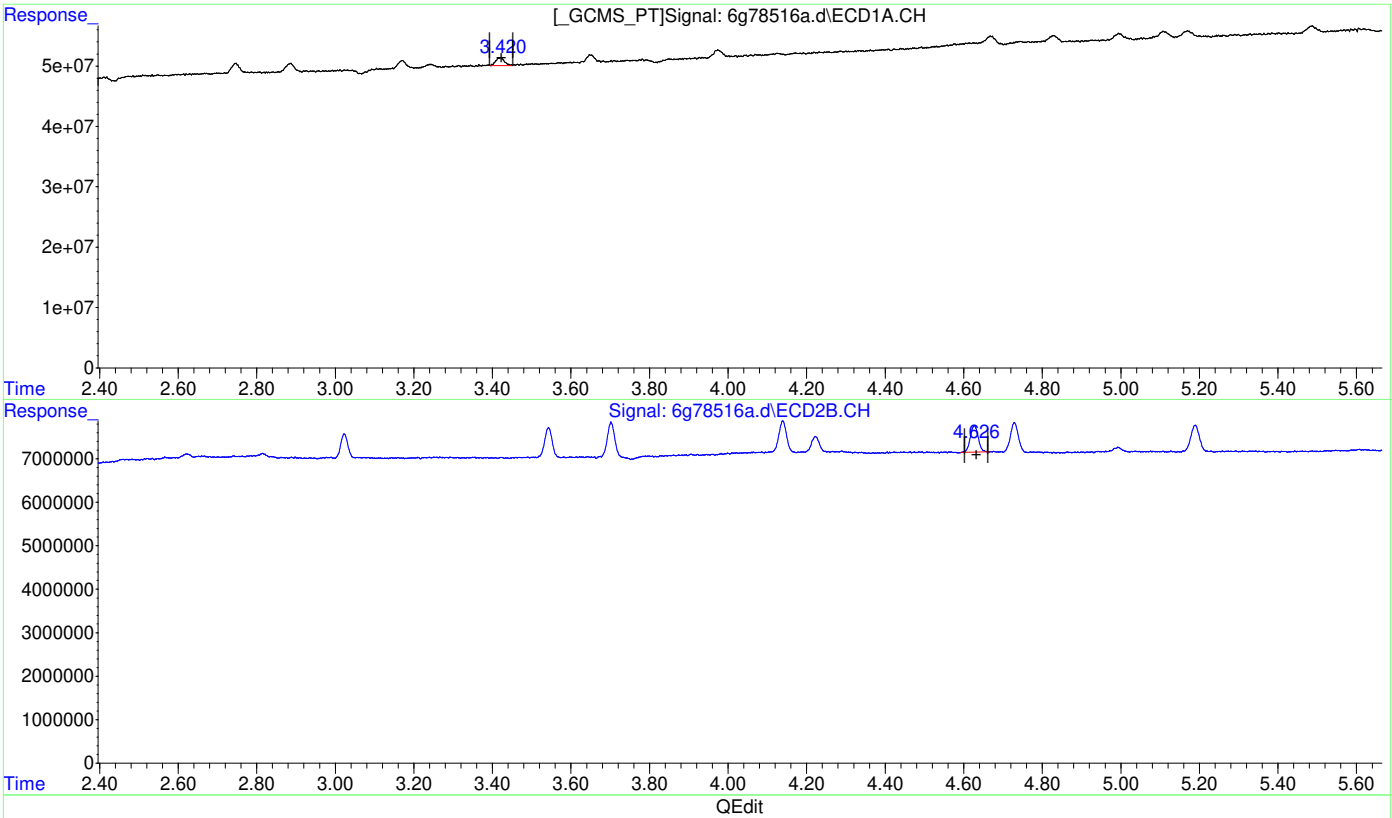

QEdit

(8) delta-BHC (B)

3.420min 1.253 PPB m

response 20892427

(8) delta-BHC #2 (B)

4.627min 1.058 PPB

response 8531186

(+) = Expected Retention Time

Quantitation Report (Qedit)

Data Path : C:\msdchem\1\data\G6G2739\
Data File : 6g78516a.d
Signal(s) : Signal #1: ECD1A.CH Signal #2: ECD2B.CH
Acq On : 18-Jun-21, 04:31:15
Operator : christp
Sample : ic2739-1
Misc : op33095,g6g2739,30,,,2,1
ALS Vial : 3 (Sig #1); 0 (Sig #2) Sample Multiplier: 1

Integration File signal 1: autoint1.e
Integration File signal 2: autoint2.e
Quant Time: Jun 22 23:20:04 2021
Quant Method : C:\MSDCHEM\1\METHODS\6PST2739.M
Quant Title : PEST/PCB
QLast Update : Wed Jun 09 04:17:10 2021
Response via : Initial Calibration
Integrator: ChemStation 6890 Scale Mode: Large solvent peaks clipped

Volume Inj. : 1ul
Signal #1 Phase : RTXCLP I Signal #2 Phase: RTX-CLP II
Signal #1 Info : 30mx.32mmx.32um Signal #2 Info : 30m x .32mm x .25um

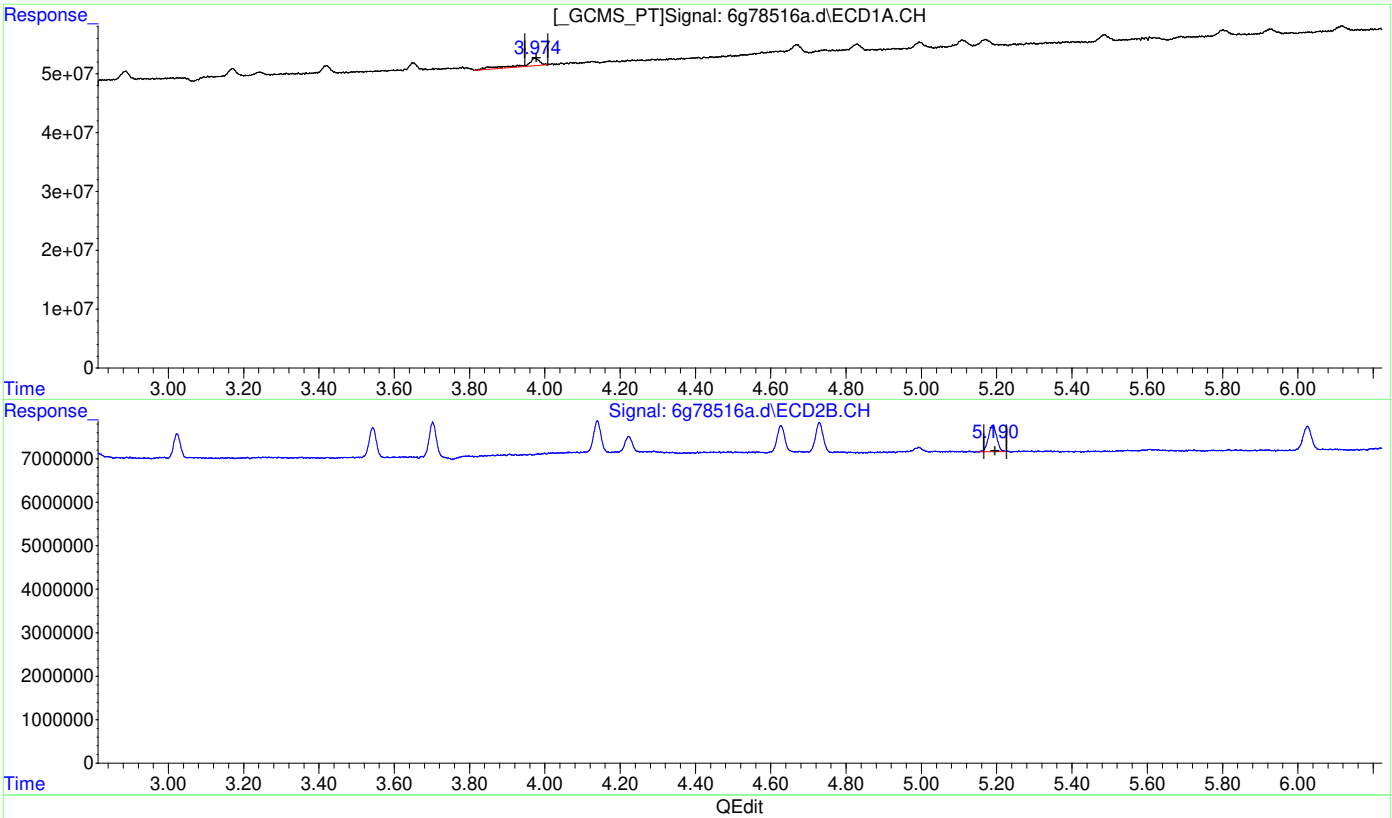

QEdit

(9) Aldrin (MB)

3.974min 2.135 PPB

response 37217660

(9) Aldrin #2 (MB)

5.190min 1.043 PPB

response 9292096

(+) = Expected Retention Time
6PST2739.M Tue Jun 22 23:23:21 2021

11.6.1.16

Quantitation Report (Qedit)

Data Path : C:\msdchem\1\data\G6G2739\
Data File : 6g78516a.d
Signal(s) : Signal #1: ECD1A.CH Signal #2: ECD2B.CH
Acq On : 18-Jun-21, 04:31:15
Operator : christp
Sample : ic2739-1
Misc : op33095,g6g2739,30,,,2,1
ALS Vial : 3 (Sig #1); 0 (Sig #2) Sample Multiplier: 1

Integration File signal 1: autoint1.e
Integration File signal 2: autoint2.e
Quant Time: Jun 22 23:20:04 2021
Quant Method : C:\MSDCHEM\1\METHODS\6PST2739.M
Quant Title : PEST/PCB
QLast Update : Wed Jun 09 04:17:10 2021
Response via : Initial Calibration
Integrator: ChemStation 6890 Scale Mode: Large solvent peaks clipped

Volume Inj. : 1ul
Signal #1 Phase : RTXCLP I Signal #2 Phase: RTX-CLP II
Signal #1 Info : 30mx.32mmx.32um Signal #2 Info : 30m x .32mm x .25um

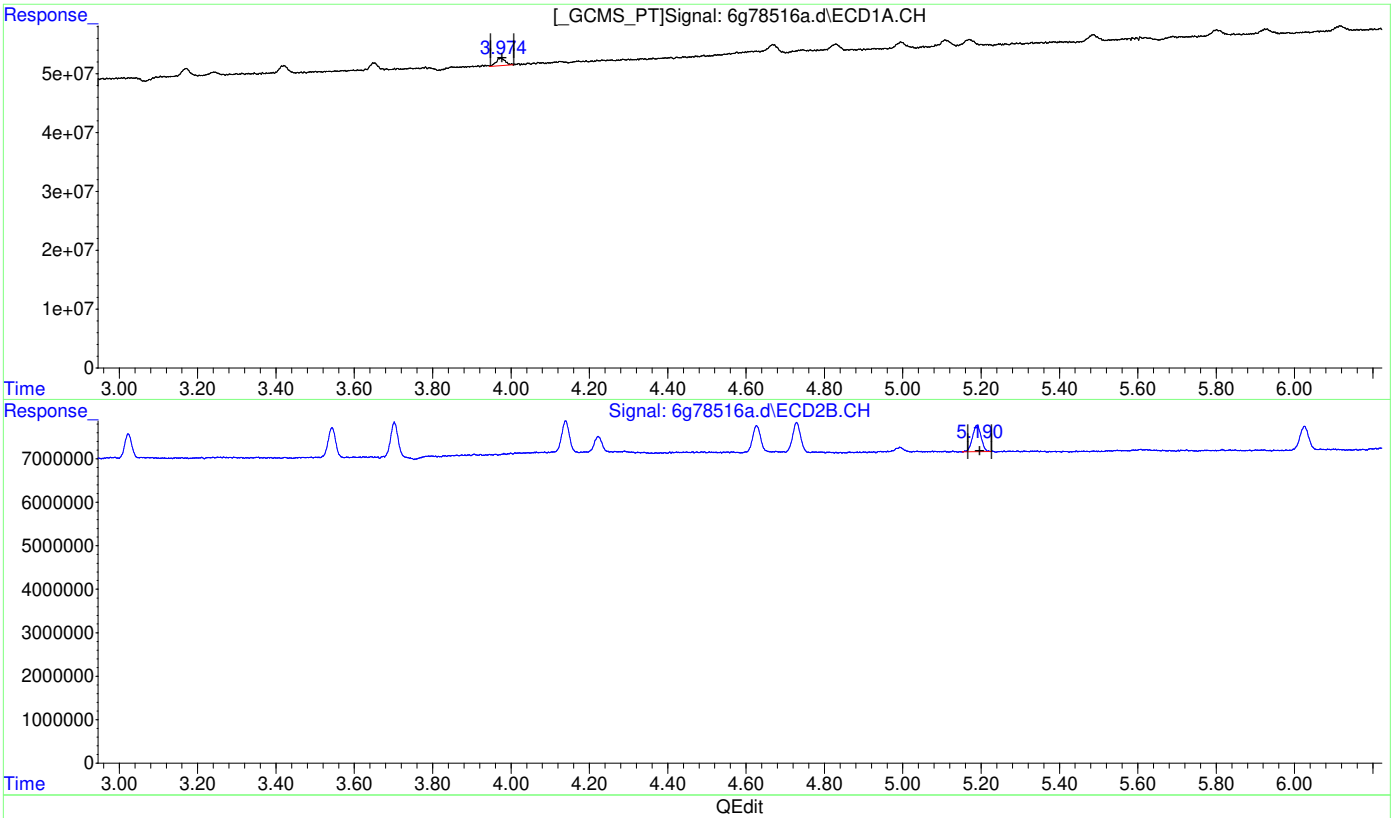

(9) Aldrin (MB)

3.974min 1.188 PPB m

response 20702874

(9) Aldrin #2 (MB)

5.190min 1.043 PPB

response 9292096

(+) = Expected Retention Time
6PST2739.M Tue Jun 22 23:23:31 2021

11.6.1.17

Quantitation Report (Qedit)

Data Path : C:\msdchem\1\data\G6G2739\
Data File : 6g78516a.d
Signal(s) : Signal #1: ECD1A.CH Signal #2: ECD2B.CH
Acq On : 18-Jun-21, 04:31:15
Operator : christp
Sample : ic2739-1
Misc : op33095,g6g2739,30,,,2,1
ALS Vial : 3 (Sig #1); 0 (Sig #2) Sample Multiplier: 1

Integration File signal 1: autoint1.e
Integration File signal 2: autoint2.e
Quant Time: Jun 22 23:20:04 2021
Quant Method : C:\MSDCHEM\1\METHODS\6PST2739.M
Quant Title : PEST/PCB
QLast Update : Wed Jun 09 04:17:10 2021
Response via : Initial Calibration
Integrator: ChemStation 6890 Scale Mode: Large solvent peaks clipped

Volume Inj. : 1ul
Signal #1 Phase : RTXCLP I Signal #2 Phase: RTX-CLP II
Signal #1 Info : 30mx.32mmx.32um Signal #2 Info : 30m x .32mm x .25um

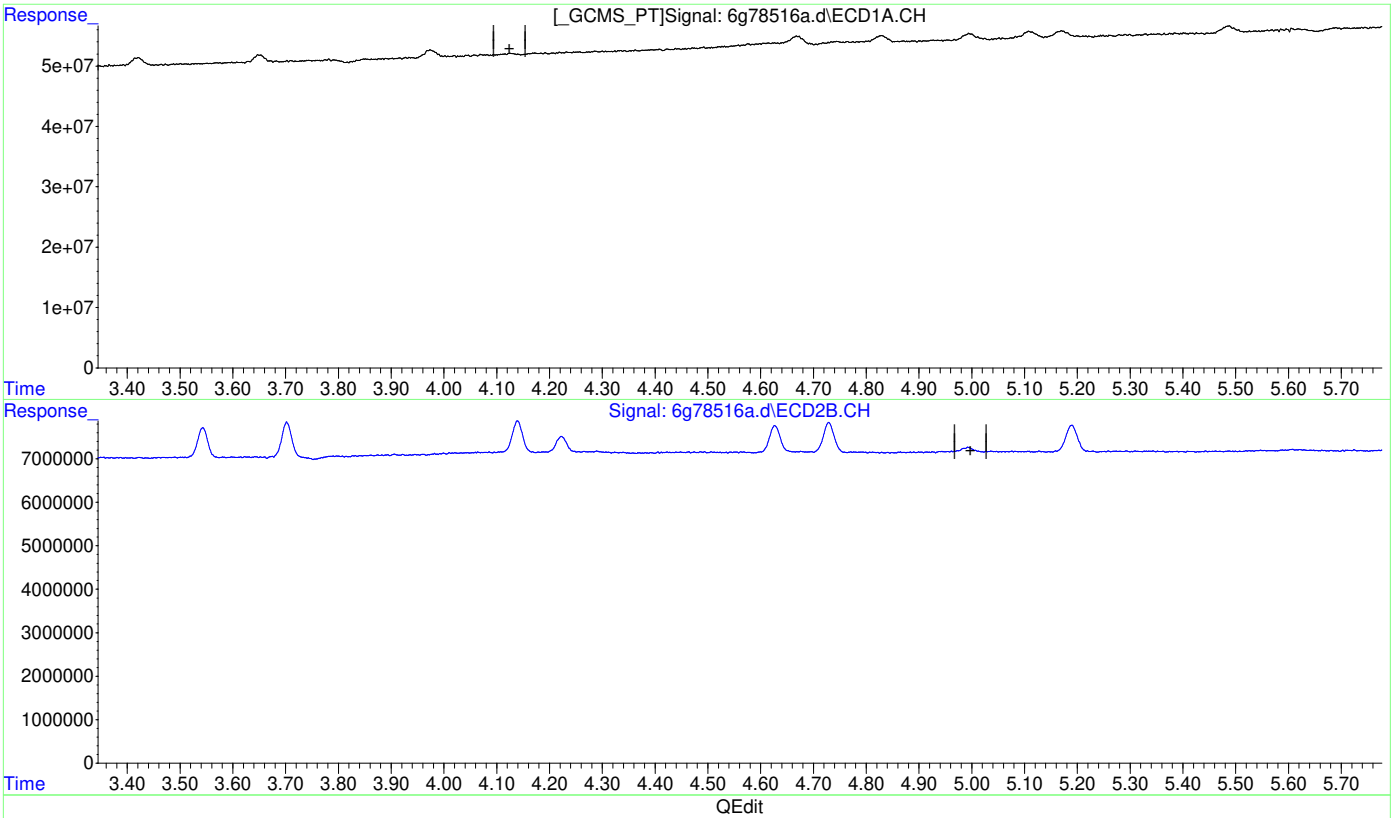

(10) alachlor

4.046min 0.000 PPB m

response 0

(10) alachlor #2

0.000min 0.000 PPB

response 0

(+) = Expected Retention Time

Quantitation Report (Qedit)

Data Path : C:\msdchem\1\data\G6G2739\
Data File : 6g78516a.d
Signal(s) : Signal #1: ECD1A.CH Signal #2: ECD2B.CH
Acq On : 18-Jun-21, 04:31:15
Operator : christp
Sample : ic2739-1
Misc : op33095,g6g2739,30,,,2,1
ALS Vial : 3 (Sig #1); 0 (Sig #2) Sample Multiplier: 1

Integration File signal 1: autoint1.e
Integration File signal 2: autoint2.e
Quant Time: Jun 22 23:20:04 2021
Quant Method : C:\MSDCHEM\1\METHODS\6PST2739.M
Quant Title : PEST/PCB
QLast Update : Wed Jun 09 04:17:10 2021
Response via : Initial Calibration
Integrator: ChemStation 6890 Scale Mode: Large solvent peaks clipped

Volume Inj. : 1ul
Signal #1 Phase : RTXCLP I Signal #2 Phase: RTX-CLP II
Signal #1 Info : 30mx.32mmx.32um Signal #2 Info : 30m x .32mm x .25um

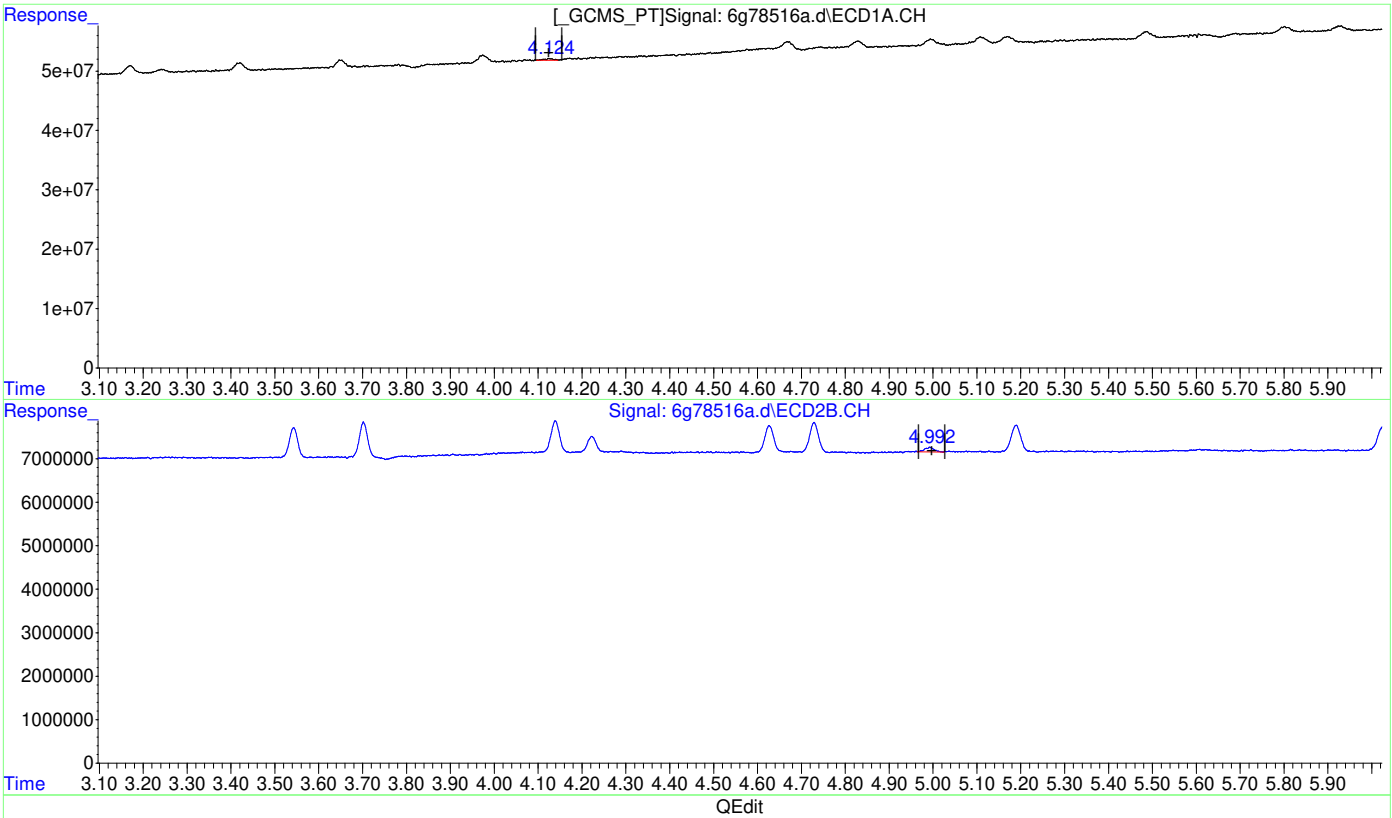

QEdit

(10) alachlor

4.124min 3.328 PPB m

response 4047291

(10) alachlor #2

4.992min 1.349 PPB m

response 1613899

(+) = Expected Retention Time
6PST2739.M Tue Jun 22 23:24:29 2021

Quantitation Report (Qedit)

Data Path : C:\msdchem\1\data\G6G2739\
Data File : 6g78516a.d
Signal(s) : Signal #1: ECD1A.CH Signal #2: ECD2B.CH
Acq On : 18-Jun-21, 04:31:15
Operator : christp
Sample : ic2739-1
Misc : op33095,g6g2739,30,,,2,1
ALS Vial : 3 (Sig #1); 0 (Sig #2) Sample Multiplier: 1

Integration File signal 1: autoint1.e
Integration File signal 2: autoint2.e
Quant Time: Jun 22 23:20:04 2021
Quant Method : C:\MSDCHEM\1\METHODS\6PST2739.M
Quant Title : PEST/PCB
QLast Update : Wed Jun 09 04:17:10 2021
Response via : Initial Calibration
Integrator: ChemStation 6890 Scale Mode: Large solvent peaks clipped

Volume Inj. : 1ul
Signal #1 Phase : RTXCLP I Signal #2 Phase: RTX-CLP II
Signal #1 Info : 30mx.32mmx.32um Signal #2 Info : 30m x .32mm x .25um

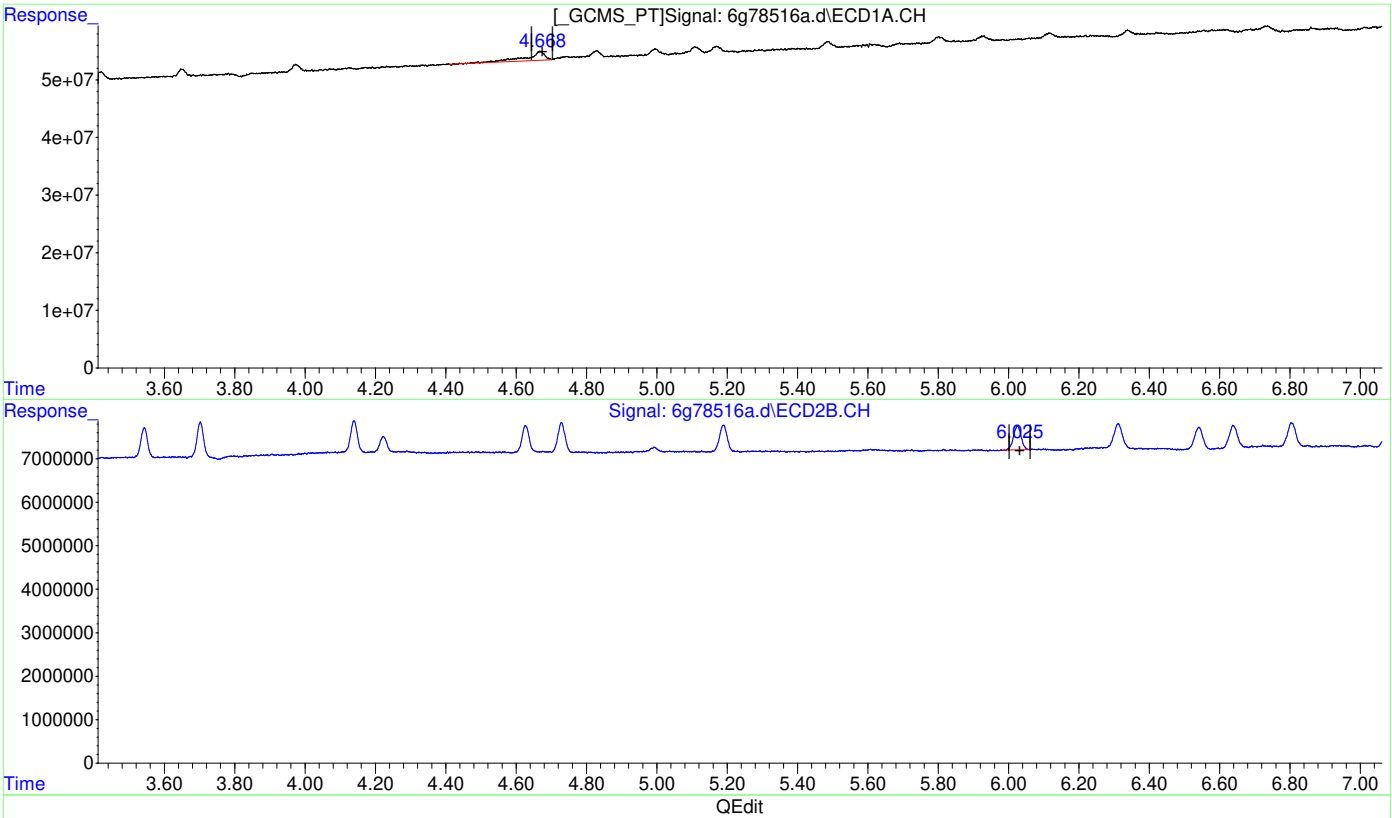

QEdit

(11) Heptachlor Epoxide (B)

4.668min 3.156 PPB

response 56028604

(11) Heptachlor Epoxide #2 (B)

6.025min 1.018 PPB

response 8371299

(+) = Expected Retention Time

11.6.1.20

Quantitation Report (Qedit)

Data Path : C:\msdchem\1\data\G6G2739\
Data File : 6g78516a.d
Signal(s) : Signal #1: ECD1A.CH Signal #2: ECD2B.CH
Acq On : 18-Jun-21, 04:31:15
Operator : christp
Sample : ic2739-1
Misc : op33095,g6g2739,30,,,2,1
ALS Vial : 3 (Sig #1); 0 (Sig #2) Sample Multiplier: 1

Integration File signal 1: autoint1.e
Integration File signal 2: autoint2.e
Quant Time: Jun 22 23:20:04 2021
Quant Method : C:\MSDCHEM\1\METHODS\6PST2739.M
Quant Title : PEST/PCB
QLast Update : Wed Jun 09 04:17:10 2021
Response via : Initial Calibration
Integrator: ChemStation 6890 Scale Mode: Large solvent peaks clipped

Volume Inj. : 1ul
Signal #1 Phase : RTXCLP I Signal #2 Phase: RTX-CLP II
Signal #1 Info : 30mx.32mmx.32um Signal #2 Info : 30m x .32mm x .25um

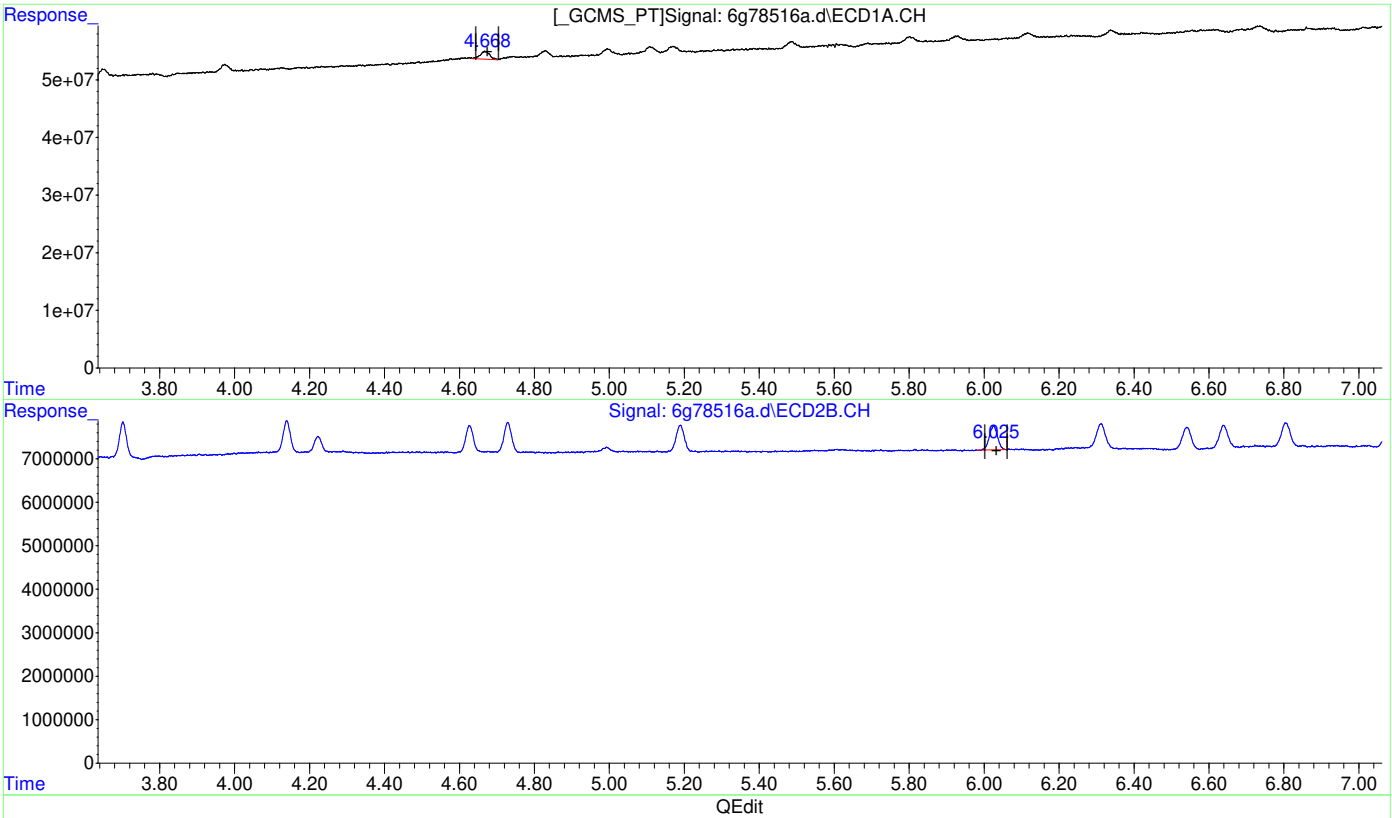

(11) Heptachlor Epoxide (B)

4.668min 1.367 PPB m

response 24268816

(11) Heptachlor Epoxide #2 (B)

6.025min 1.018 PPB

response 8371299

(+) = Expected Retention Time

Quantitation Report (Qedit)

Data Path : C:\msdchem\1\data\G6G2739\
Data File : 6g78516a.d
Signal(s) : Signal #1: ECD1A.CH Signal #2: ECD2B.CH
Acq On : 18-Jun-21, 04:31:15
Operator : christp
Sample : ic2739-1
Misc : op33095,g6g2739,30,,,2,1
ALS Vial : 3 (Sig #1); 0 (Sig #2) Sample Multiplier: 1

Integration File signal 1: autoint1.e
Integration File signal 2: autoint2.e
Quant Time: Jun 22 23:20:04 2021
Quant Method : C:\MSDCHEM\1\METHODS\6PST2739.M
Quant Title : PEST/PCB
QLast Update : Wed Jun 09 04:17:10 2021
Response via : Initial Calibration
Integrator: ChemStation 6890 Scale Mode: Large solvent peaks clipped

Volume Inj. : 1ul
Signal #1 Phase : RTXCLP I Signal #2 Phase: RTX-CLP II
Signal #1 Info : 30mx.32mmx.32um Signal #2 Info : 30m x .32mm x .25um

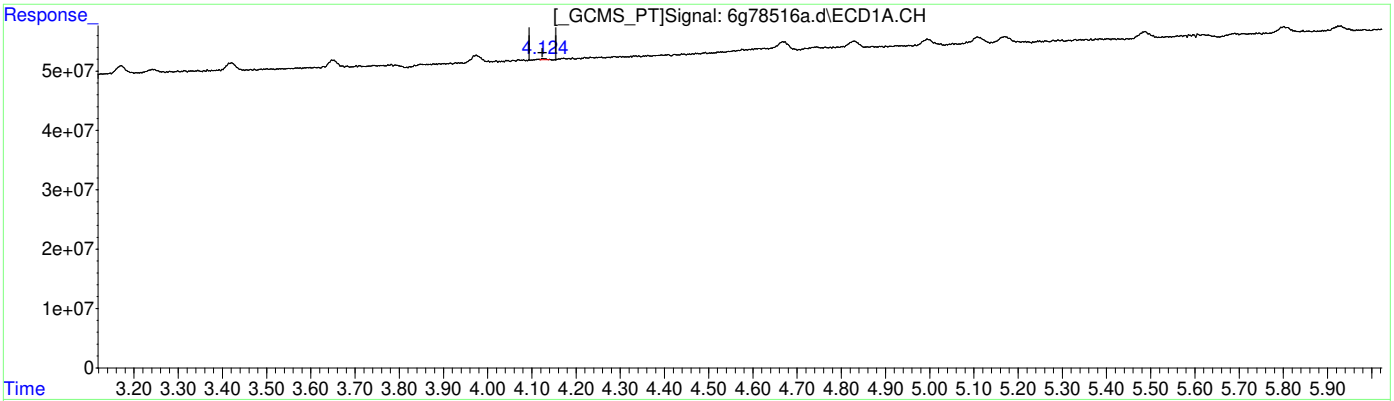

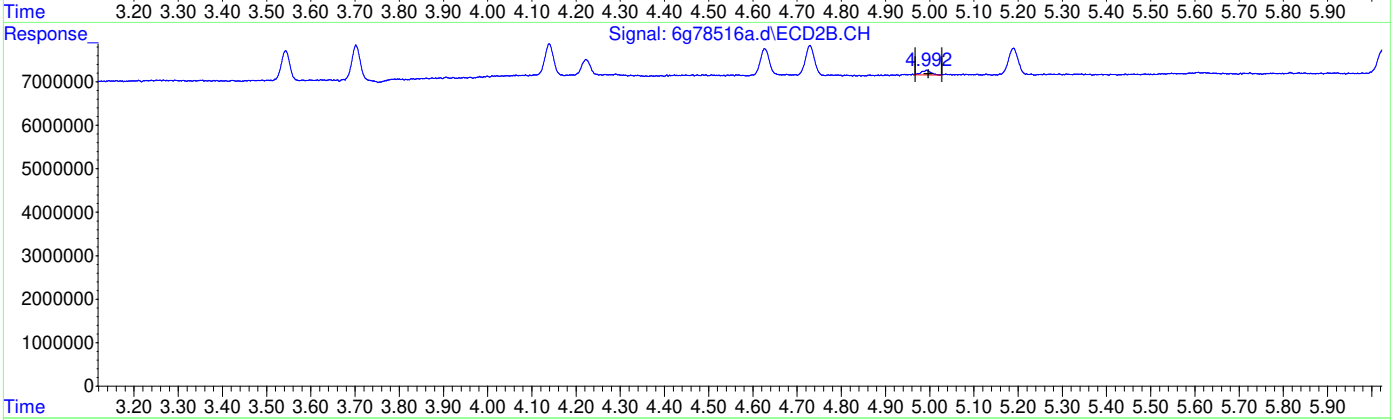

QEdit

(10) alachlor

4.124min 1.303 PPB m

response 1584445

(10) alachlor #2

4.992min 1.349 PPB m

response 1613899

(+) = Expected Retention Time

Quantitation Report (Qedit)

Data Path : C:\msdchem\1\data\G6G2739\
Data File : 6g78516a.d
Signal(s) : Signal #1: ECD1A.CH Signal #2: ECD2B.CH
Acq On : 18-Jun-21, 04:31:15
Operator : christp
Sample : ic2739-1
Misc : op33095,g6g2739,30,,,2,1
ALS Vial : 3 (Sig #1); 0 (Sig #2) Sample Multiplier: 1

Integration File signal 1: autoint1.e
Integration File signal 2: autoint2.e
Quant Time: Jun 22 23:20:04 2021
Quant Method : C:\MSDCHEM\1\METHODS\6PST2739.M
Quant Title : PEST/PCB
QLast Update : Wed Jun 09 04:17:10 2021
Response via : Initial Calibration
Integrator: ChemStation 6890 Scale Mode: Large solvent peaks clipped

Volume Inj. : 1ul
Signal #1 Phase : RTXCLP I Signal #2 Phase: RTX-CLP II
Signal #1 Info : 30mx.32mmx.32um Signal #2 Info : 30m x .32mm x .25um

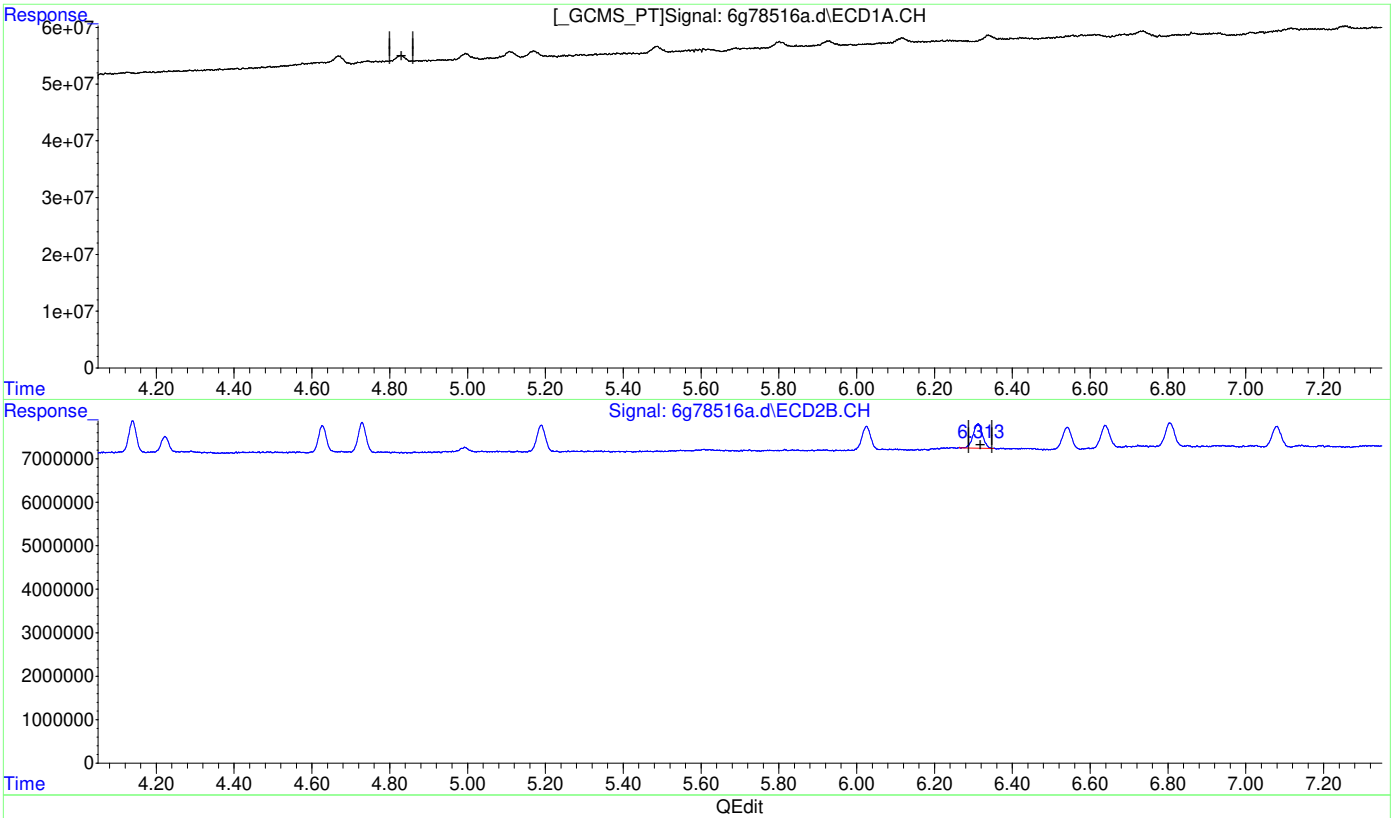

QEdit

(12) gamma-Chlordane (B)

4.744min 0.000 PPB m

response 0

(12) gamma-Chlordane #2 (B)

6.312min 1.094 PPB

response 9447954

(+) = Expected Retention Time

Quantitation Report (Qedit)

Data Path : C:\msdchem\1\data\G6G2739\
Data File : 6g78516a.d
Signal(s) : Signal #1: ECD1A.CH Signal #2: ECD2B.CH
Acq On : 18-Jun-21, 04:31:15
Operator : christp
Sample : ic2739-1
Misc : op33095,g6g2739,30,,,2,1
ALS Vial : 3 (Sig #1); 0 (Sig #2) Sample Multiplier: 1

Integration File signal 1: autoint1.e
Integration File signal 2: autoint2.e
Quant Time: Jun 22 23:20:04 2021
Quant Method : C:\MSDCHEM\1\METHODS\6PST2739.M
Quant Title : PEST/PCB
QLast Update : Wed Jun 09 04:17:10 2021
Response via : Initial Calibration
Integrator: ChemStation 6890 Scale Mode: Large solvent peaks clipped

Volume Inj. : 1ul
Signal #1 Phase : RTXCLP I Signal #2 Phase: RTX-CLP II
Signal #1 Info : 30mx.32mmx.32um Signal #2 Info : 30m x .32mm x .25um

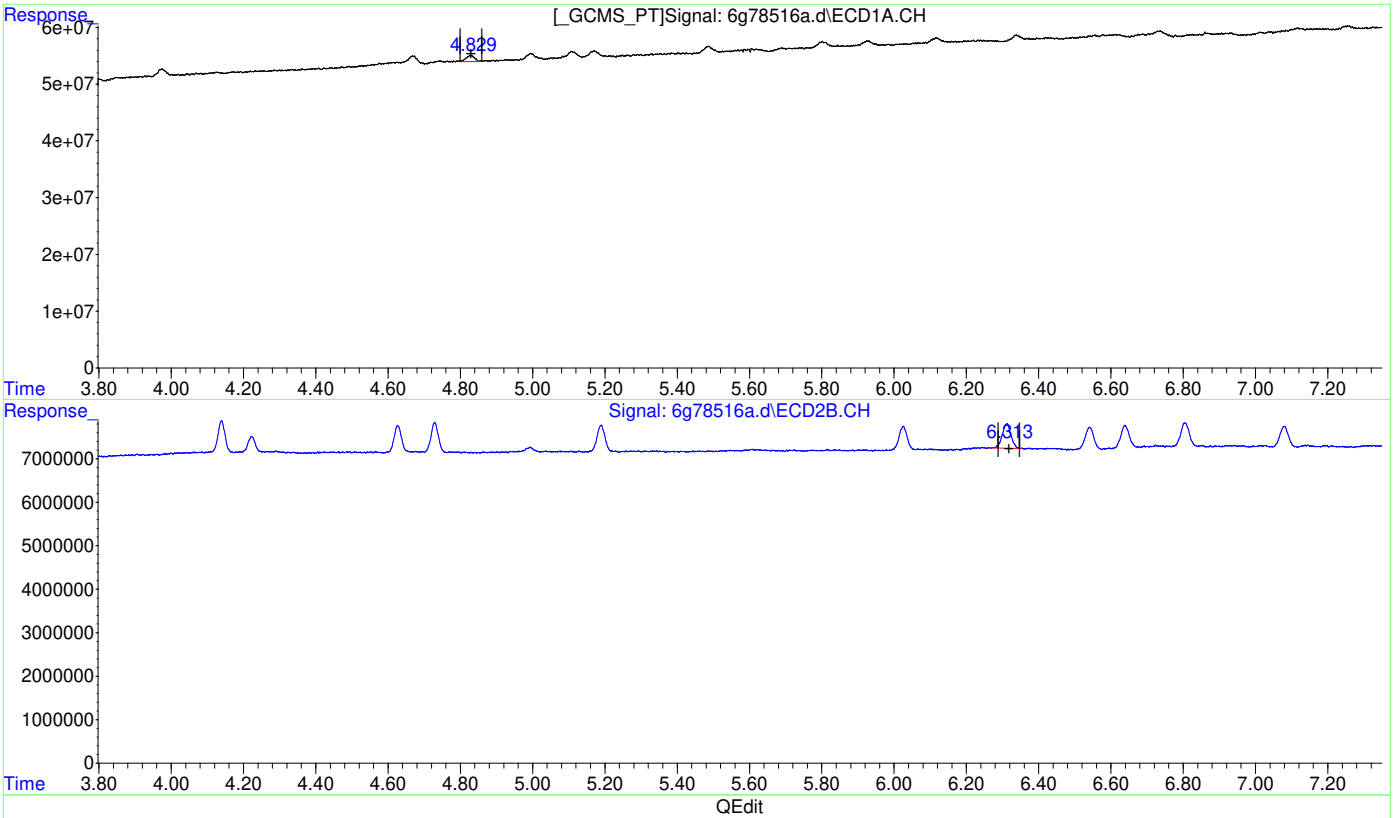

(12) gamma-Chlordane (B)

4.829min 1.060 PPB m

response 18315517

(12) gamma-Chlordane #2 (B)

6.312min 1.094 PPB

response 9447954

(+) = Expected Retention Time

Quantitation Report (Qedit)

Data Path : C:\msdchem\1\data\G6G2739\
Data File : 6g78516a.d
Signal(s) : Signal #1: ECD1A.CH Signal #2: ECD2B.CH
Acq On : 18-Jun-21, 04:31:15
Operator : christp
Sample : ic2739-1
Misc : op33095,g6g2739,30,,,2,1
ALS Vial : 3 (Sig #1); 0 (Sig #2) Sample Multiplier: 1

Integration File signal 1: autoint1.e
Integration File signal 2: autoint2.e
Quant Time: Jun 22 23:20:04 2021
Quant Method : C:\MSDCHEM\1\METHODS\6PST2739.M
Quant Title : PEST/PCB
QLast Update : Wed Jun 09 04:17:10 2021
Response via : Initial Calibration
Integrator: ChemStation 6890 Scale Mode: Large solvent peaks clipped

Volume Inj. : 1ul
Signal #1 Phase : RTXCLP I Signal #2 Phase: RTX-CLP II
Signal #1 Info : 30mx.32mmx.32um Signal #2 Info : 30m x .32mm x .25um

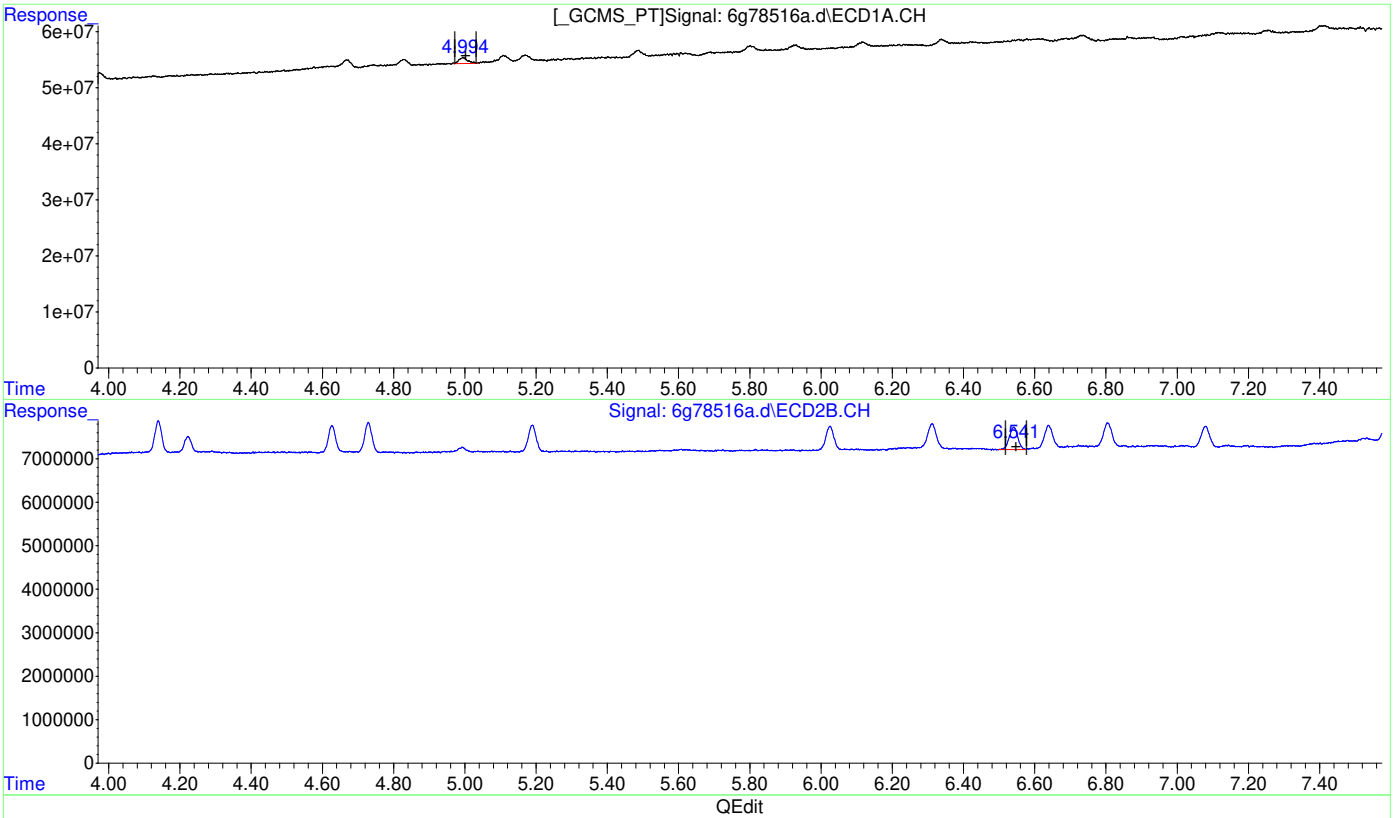

(13) alpha-Chlordane (B)

4.994min 1.141 PPB m

response 18974599

(13) alpha-Chlordane #2 (B)

6.541min 1.083 PPB

response 8471192

(+) = Expected Retention Time
6PST2739.M Tue Jun 22 23:26:02 2021

Quantitation Report (Qedit)

Data Path : C:\msdchem\1\data\G6G2739\
Data File : 6g78516a.d
Signal(s) : Signal #1: ECD1A.CH Signal #2: ECD2B.CH
Acq On : 18-Jun-21, 04:31:15
Operator : christp
Sample : ic2739-1
Misc : op33095,g6g2739,30,,,2,1
ALS Vial : 3 (Sig #1); 0 (Sig #2) Sample Multiplier: 1

Integration File signal 1: autoint1.e
Integration File signal 2: autoint2.e
Quant Time: Jun 22 23:20:04 2021
Quant Method : C:\MSDCHEM\1\METHODS\6PST2739.M
Quant Title : PEST/PCB
QLast Update : Wed Jun 09 04:17:10 2021
Response via : Initial Calibration
Integrator: ChemStation 6890 Scale Mode: Large solvent peaks clipped

Volume Inj. : 1ul
Signal #1 Phase : RTXCLP I Signal #2 Phase: RTX-CLP II
Signal #1 Info : 30mx.32mmx.32um Signal #2 Info : 30m x .32mm x .25um

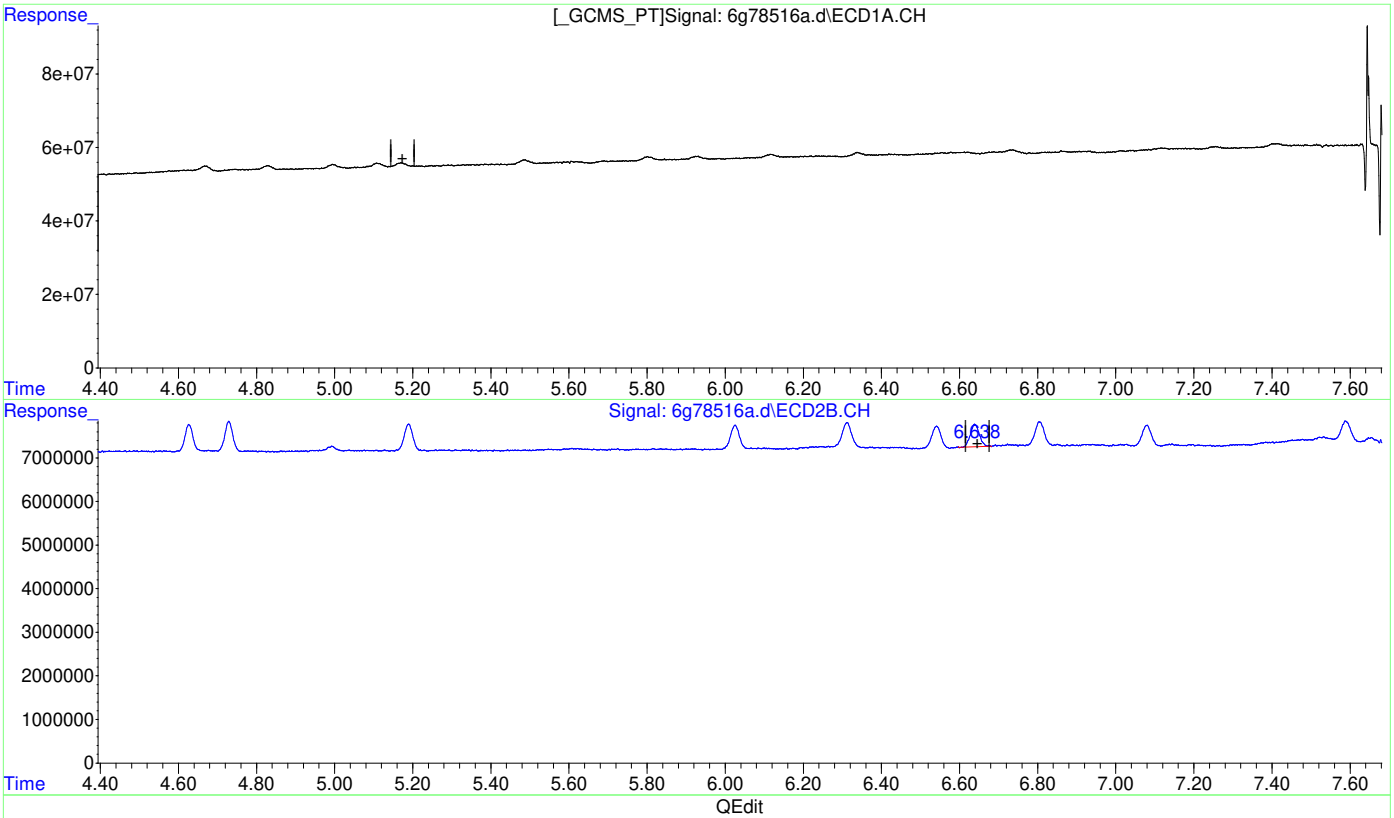

(14) Endosulfan I (A)

5.108min 0.000 PPB m

response 0

(14) Endosulfan I #2 (A)

6.639min 1.057 PPB

response 8393637

(+) = Expected Retention Time
6PST2739.M Tue Jun 22 23:26:08 2021

11.6.1.26
11

Quantitation Report (Qedit)

Data Path : C:\msdchem\1\data\G6G2739\
Data File : 6g78516a.d
Signal(s) : Signal #1: ECD1A.CH Signal #2: ECD2B.CH
Acq On : 18-Jun-21, 04:31:15
Operator : christp
Sample : ic2739-1
Misc : op33095,g6g2739,30,,,2,1
ALS Vial : 3 (Sig #1); 0 (Sig #2) Sample Multiplier: 1

Integration File signal 1: autoint1.e
Integration File signal 2: autoint2.e
Quant Time: Jun 22 23:20:04 2021
Quant Method : C:\MSDCHEM\1\METHODS\6PST2739.M
Quant Title : PEST/PCB
QLast Update : Wed Jun 09 04:17:10 2021
Response via : Initial Calibration
Integrator: ChemStation 6890 Scale Mode: Large solvent peaks clipped

Volume Inj. : 1ul
Signal #1 Phase : RTXCLP I Signal #2 Phase: RTX-CLP II
Signal #1 Info : 30mx.32mmx.32um Signal #2 Info : 30m x .32mm x .25um

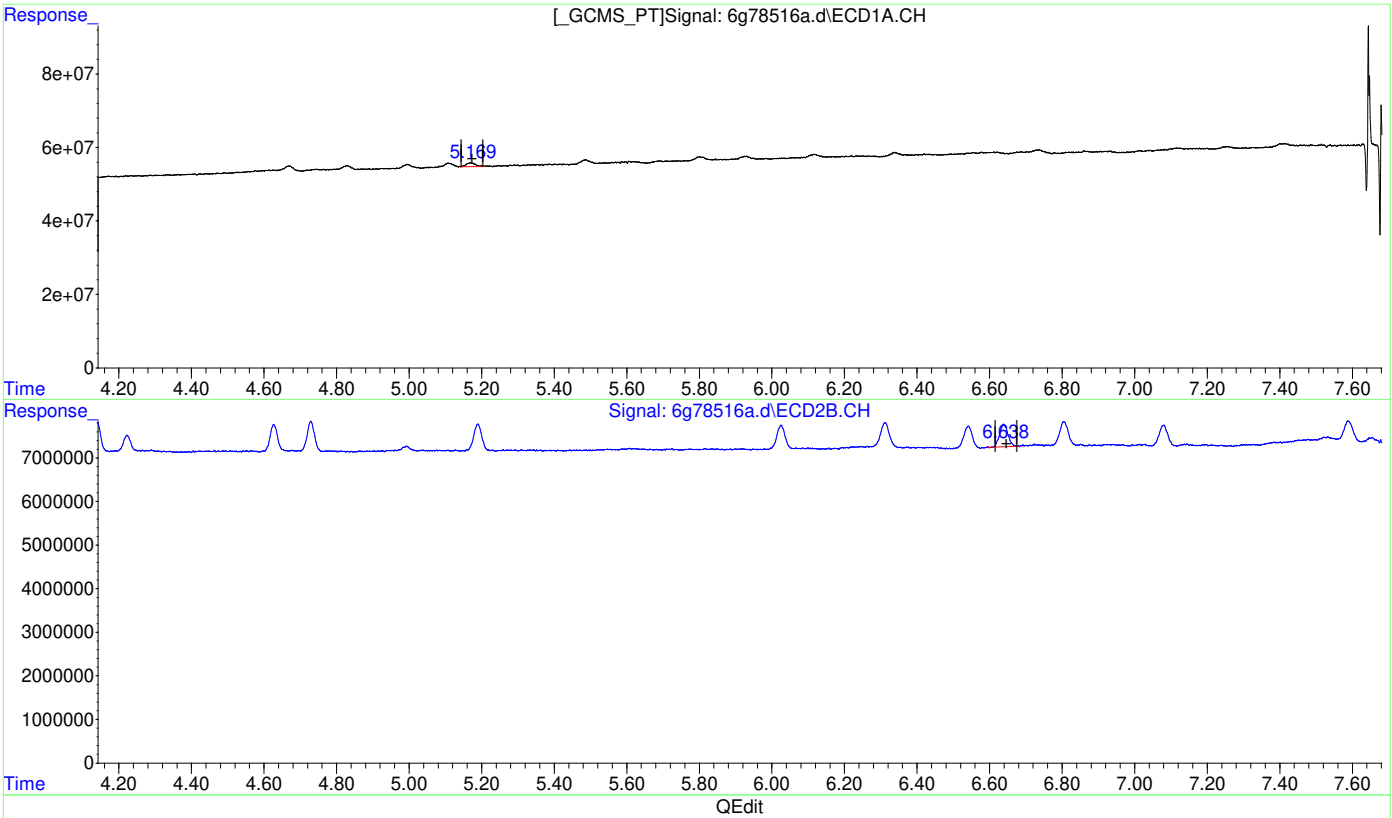

(14) Endosulfan I (A)

5.169min 1.076 PPB m

response 17819891

(14) Endosulfan I #2 (A)

6.639min 1.057 PPB

response 8393637

(+) = Expected Retention Time
6PST2739.M Tue Jun 22 23:26:22 2021

Quantitation Report (Qedit)

Data Path : C:\msdchem\1\data\G6G2739\
Data File : 6g78516a.d
Signal(s) : Signal #1: ECD1A.CH Signal #2: ECD2B.CH
Acq On : 18-Jun-21, 04:31:15
Operator : christp
Sample : ic2739-1
Misc : op33095,g6g2739,30,,,2,1
ALS Vial : 3 (Sig #1); 0 (Sig #2) Sample Multiplier: 1

Integration File signal 1: autoint1.e
Integration File signal 2: autoint2.e
Quant Time: Jun 22 23:20:04 2021
Quant Method : C:\MSDCHEM\1\METHODS\6PST2739.M
Quant Title : PEST/PCB
QLast Update : Wed Jun 09 04:17:10 2021
Response via : Initial Calibration
Integrator: ChemStation 6890 Scale Mode: Large solvent peaks clipped

Volume Inj. : 1ul
Signal #1 Phase : RTXCLP I Signal #2 Phase: RTX-CLP II
Signal #1 Info : 30mx.32mmx.32um Signal #2 Info : 30m x .32mm x .25um

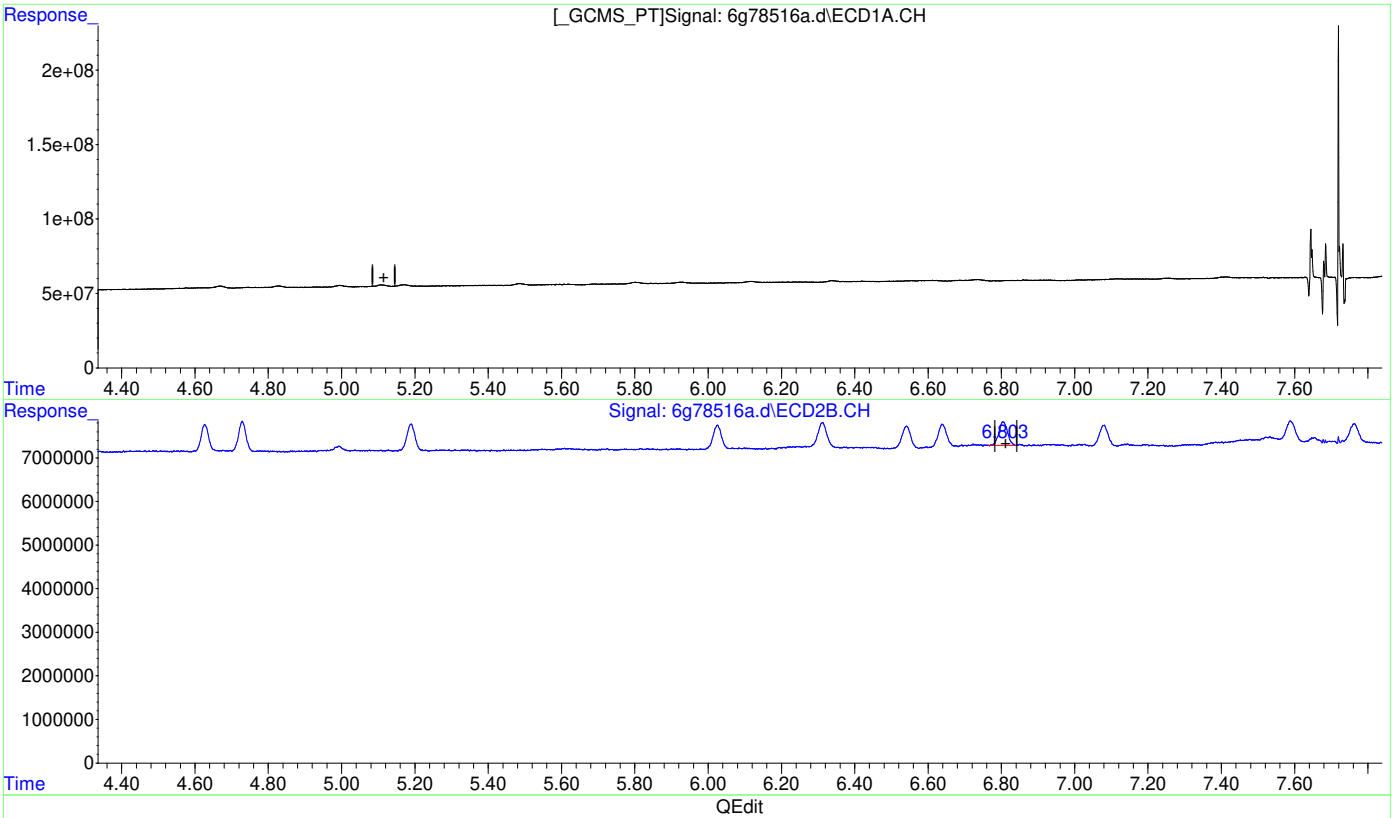

QEdit

(15) 4,4'-DDE (B)

5.169min 0.000 PPB m

response 0

(15) 4,4'-DDE #2 (B)

6.805min 1.092 PPB

response 8937350

(+) = Expected Retention Time

6PST2739.M Tue Jun 22 23:26:29 2021 Page: 1

Quantitation Report (Qedit)

Data Path : C:\msdchem\1\data\G6G2739\
Data File : 6g78516a.d
Signal(s) : Signal #1: ECD1A.CH Signal #2: ECD2B.CH
Acq On : 18-Jun-21, 04:31:15
Operator : christp
Sample : ic2739-1
Misc : op33095,g6g2739,30,,,2,1
ALS Vial : 3 (Sig #1); 0 (Sig #2) Sample Multiplier: 1

Integration File signal 1: autoint1.e
Integration File signal 2: autoint2.e
Quant Time: Jun 22 23:20:04 2021
Quant Method : C:\MSDCHEM\1\METHODS\6PST2739.M
Quant Title : PEST/PCB
QLast Update : Wed Jun 09 04:17:10 2021
Response via : Initial Calibration
Integrator: ChemStation 6890 Scale Mode: Large solvent peaks clipped

Volume Inj. : 1ul
Signal #1 Phase : RTXCLP I Signal #2 Phase: RTX-CLP II
Signal #1 Info : 30mx.32mmx.32um Signal #2 Info : 30m x .32mm x .25um

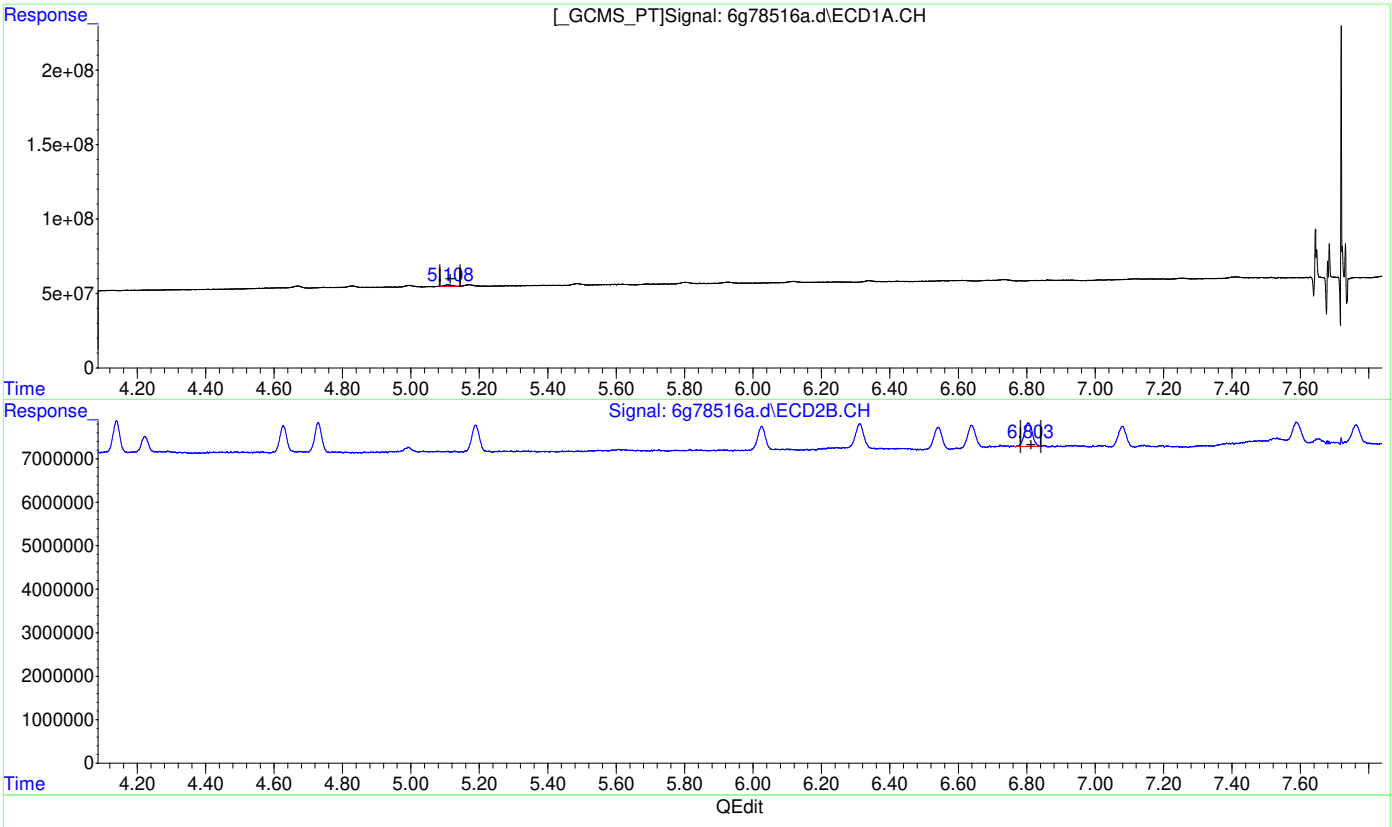

(15) 4,4'-DDE (B)

5.108min 1.050 PPB m

response 16912654

(15) 4,4'-DDE #2 (B)

6.805min 1.092 PPB

response 8937350

(+) = Expected Retention Time

6PST2739.M Tue Jun 22 23:26:41 2021 Page: 1

Quantitation Report (Qedit)

Data Path : C:\msdchem\1\data\G6G2739\
Data File : 6g78516a.d
Signal(s) : Signal #1: ECD1A.CH Signal #2: ECD2B.CH
Acq On : 18-Jun-21, 04:31:15
Operator : christp
Sample : ic2739-1
Misc : op33095,g6g2739,30,,,2,1
ALS Vial : 3 (Sig #1); 0 (Sig #2) Sample Multiplier: 1

Integration File signal 1: autoint1.e
Integration File signal 2: autoint2.e
Quant Time: Jun 22 23:20:04 2021
Quant Method : C:\MSDCHEM\1\METHODS\6PST2739.M
Quant Title : PEST/PCB
QLast Update : Wed Jun 09 04:17:10 2021
Response via : Initial Calibration
Integrator: ChemStation 6890 Scale Mode: Large solvent peaks clipped

Volume Inj. : 1ul
Signal #1 Phase : RTXCLP I Signal #2 Phase: RTX-CLP II
Signal #1 Info : 30mx.32mmx.32um Signal #2 Info : 30m x .32mm x .25um

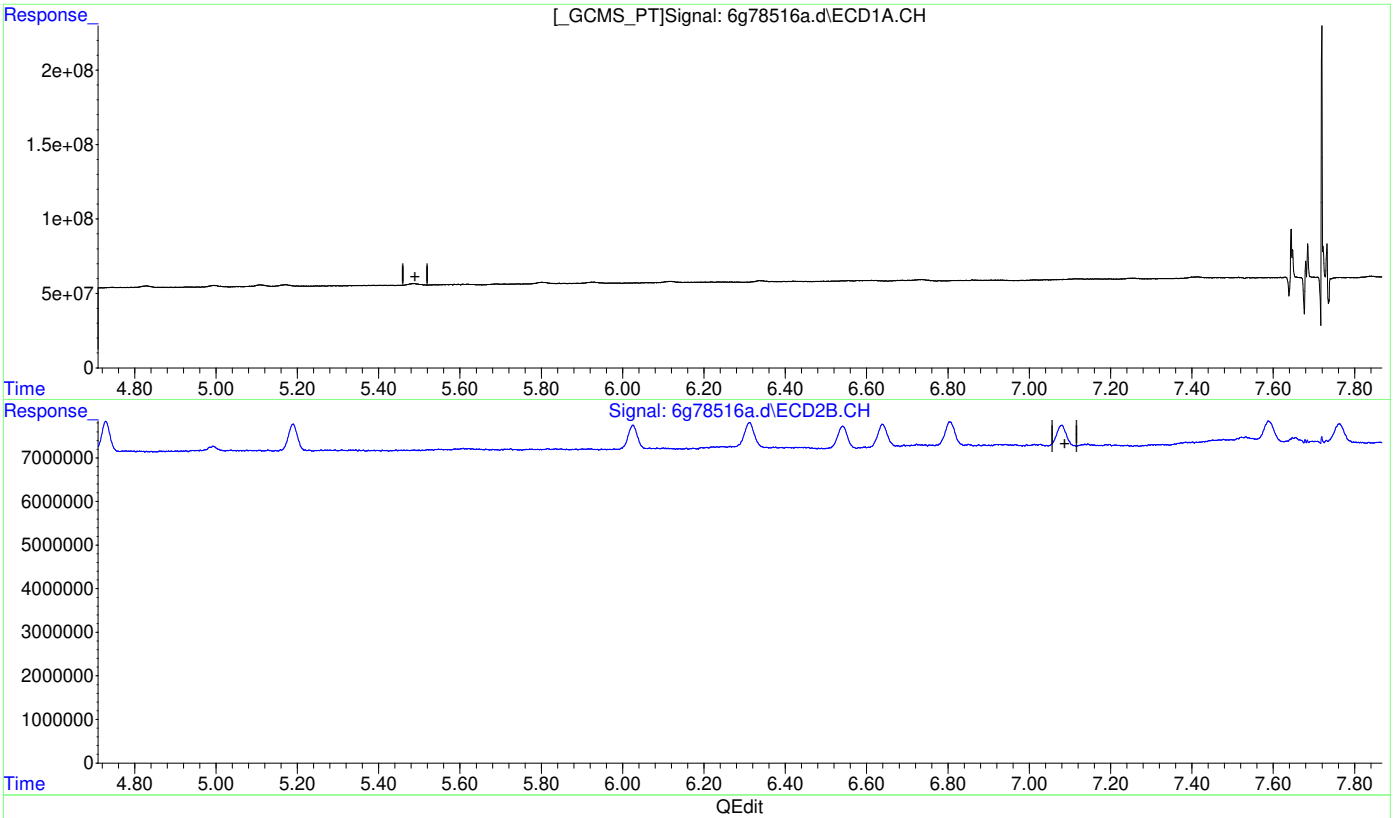

(16) Dieldrin (MA)

5.468min 0.000 PPB m

response 0

(16) Dieldrin #2 (MA)

0.000min 0.000 PPB

response 0

(+) = Expected Retention Time

6PST2739.M Tue Jun 22 23:26:48 2021 Page: 1

Quantitation Report (Qedit)

Data Path : C:\msdchem\1\data\G6G2739\
Data File : 6g78516a.d
Signal(s) : Signal #1: ECD1A.CH Signal #2: ECD2B.CH
Acq On : 18-Jun-21, 04:31:15
Operator : christp
Sample : ic2739-1
Misc : op33095,g6g2739,30,,,2,1
ALS Vial : 3 (Sig #1); 0 (Sig #2) Sample Multiplier: 1

Integration File signal 1: autoint1.e
Integration File signal 2: autoint2.e
Quant Time: Jun 22 23:20:04 2021
Quant Method : C:\MSDCHEM\1\METHODS\6PST2739.M
Quant Title : PEST/PCB
QLast Update : Wed Jun 09 04:17:10 2021
Response via : Initial Calibration
Integrator: ChemStation 6890 Scale Mode: Large solvent peaks clipped

Volume Inj. : 1ul
Signal #1 Phase : RTXCLP I Signal #2 Phase: RTX-CLP II
Signal #1 Info : 30mx.32mmx.32um Signal #2 Info : 30m x .32mm x .25um

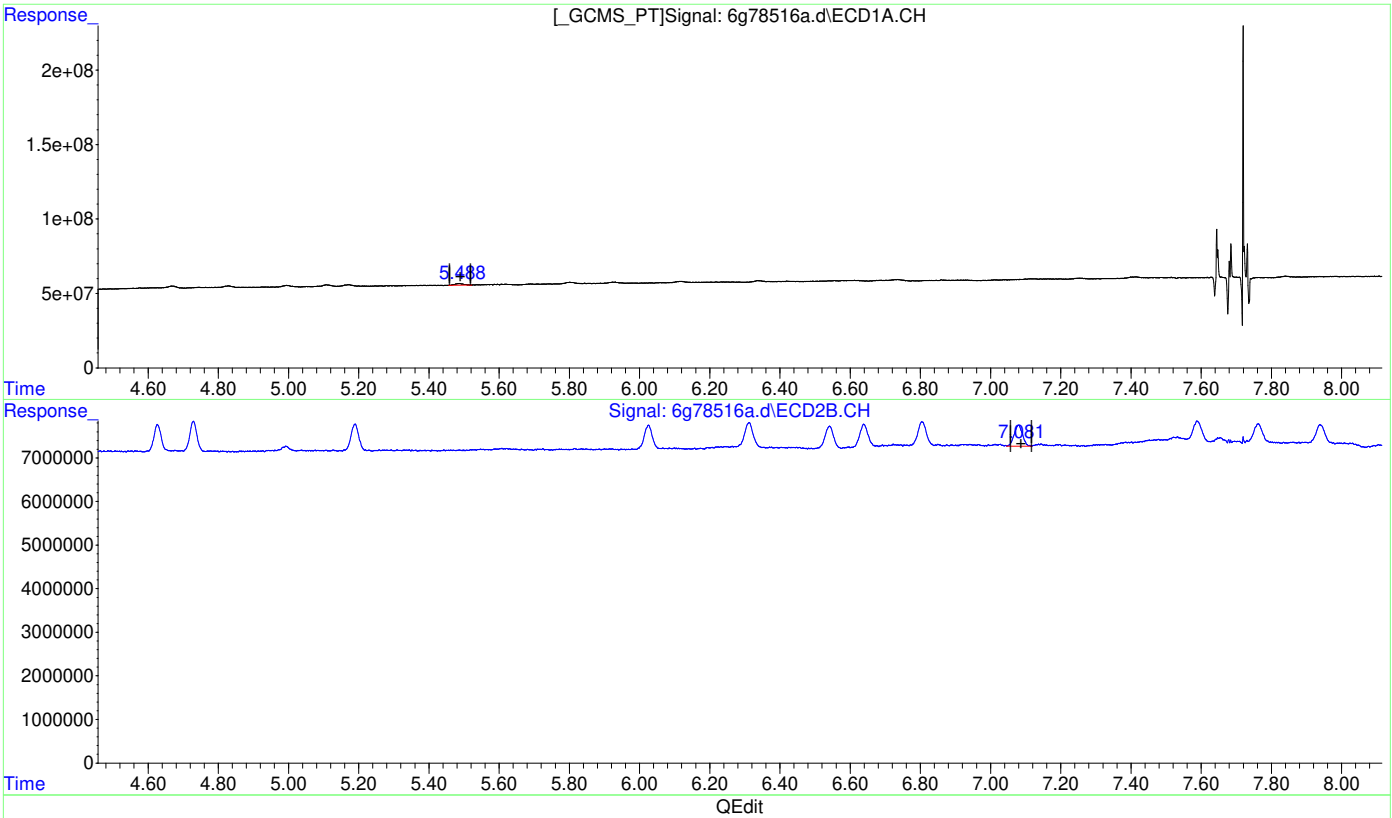

QEdit

(16) Dieldrin (MA)

5.488min 1.205 PPB m

response 19809748

(16) Dieldrin #2 (MA)

7.081min 0.971 PPB m

response 7918294

(+) = Expected Retention Time
6PST2739.M Tue Jun 22 23:27:12 2021

Quantitation Report (Qedit)

Data Path : C:\msdchem\1\data\G6G2739\
Data File : 6g78516a.d
Signal(s) : Signal #1: ECD1A.CH Signal #2: ECD2B.CH
Acq On : 18-Jun-21, 04:31:15
Operator : christp
Sample : ic2739-1
Misc : op33095,g6g2739,30,,,2,1
ALS Vial : 3 (Sig #1); 0 (Sig #2) Sample Multiplier: 1

Integration File signal 1: autoint1.e
Integration File signal 2: autoint2.e
Quant Time: Jun 22 23:20:04 2021
Quant Method : C:\MSDCHEM\1\METHODS\6PST2739.M
Quant Title : PEST/PCB
QLast Update : Wed Jun 09 04:17:10 2021
Response via : Initial Calibration
Integrator: ChemStation 6890 Scale Mode: Large solvent peaks clipped

Volume Inj. : 1ul
Signal #1 Phase : RTXCLP I Signal #2 Phase: RTX-CLP II
Signal #1 Info : 30mx.32mmx.32um Signal #2 Info : 30m x .32mm x .25um

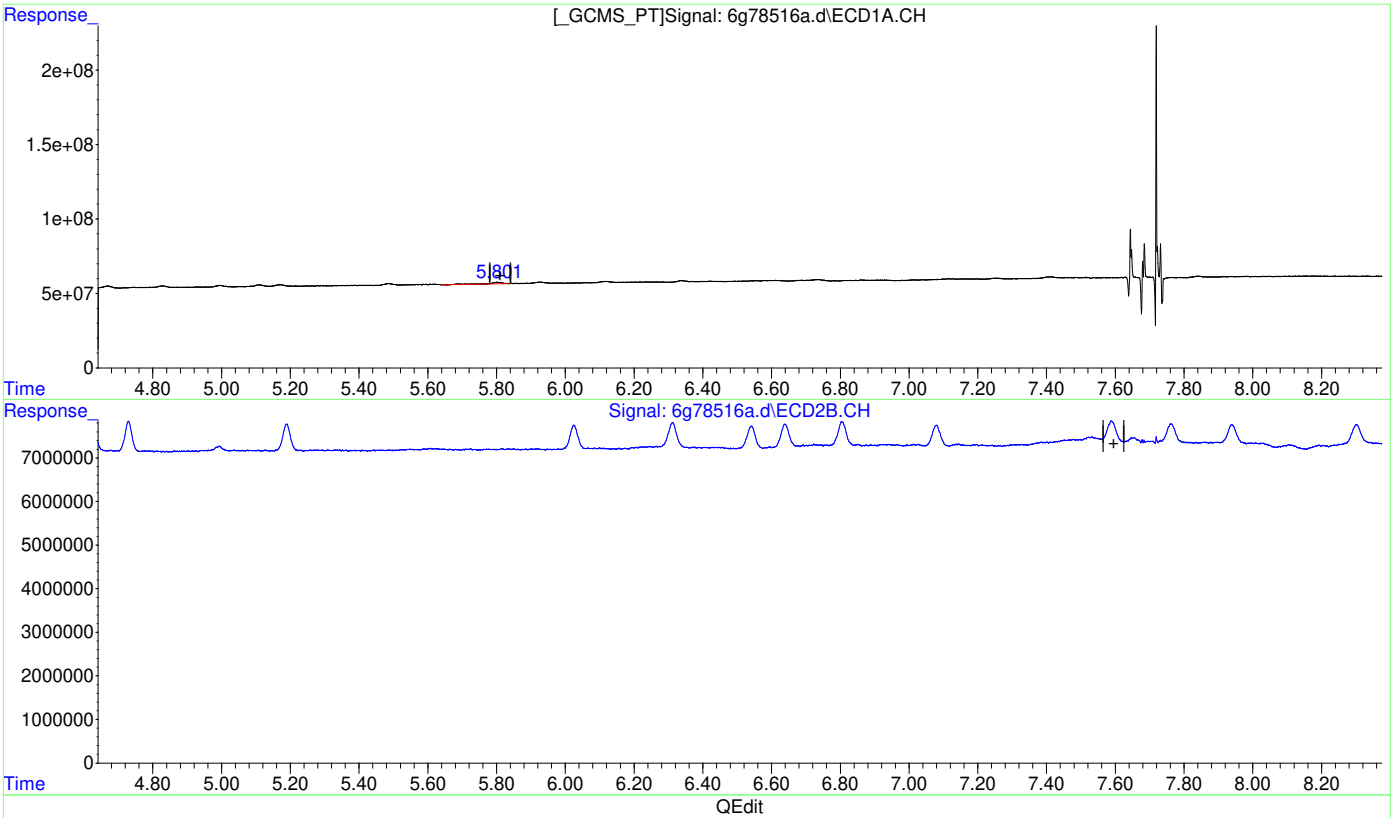

(17) Endrin (MA)

5.801min 1.270 PPB

response 19426803

(17) Endrin #2 (MA)

0.000min 0.000 PPB

response 0

(+) = Expected Retention Time

6PST2739.M Tue Jun 22 23:27:17 2021 Page: 1

Quantitation Report (Qedit)

Data Path : C:\msdchem\1\data\G6G2739\
Data File : 6g78516a.d
Signal(s) : Signal #1: ECD1A.CH Signal #2: ECD2B.CH
Acq On : 18-Jun-21, 04:31:15
Operator : christp
Sample : ic2739-1
Misc : op33095,g6g2739,30,,,2,1
ALS Vial : 3 (Sig #1); 0 (Sig #2) Sample Multiplier: 1

Integration File signal 1: autoint1.e
Integration File signal 2: autoint2.e
Quant Time: Jun 22 23:20:04 2021
Quant Method : C:\MSDCHEM\1\METHODS\6PST2739.M
Quant Title : PEST/PCB
QLast Update : Wed Jun 09 04:17:10 2021
Response via : Initial Calibration
Integrator: ChemStation 6890 Scale Mode: Large solvent peaks clipped

Volume Inj. : 1ul
Signal #1 Phase : RTXCLP I Signal #2 Phase: RTX-CLP II
Signal #1 Info : 30mx.32mmx.32um Signal #2 Info : 30m x .32mm x .25um

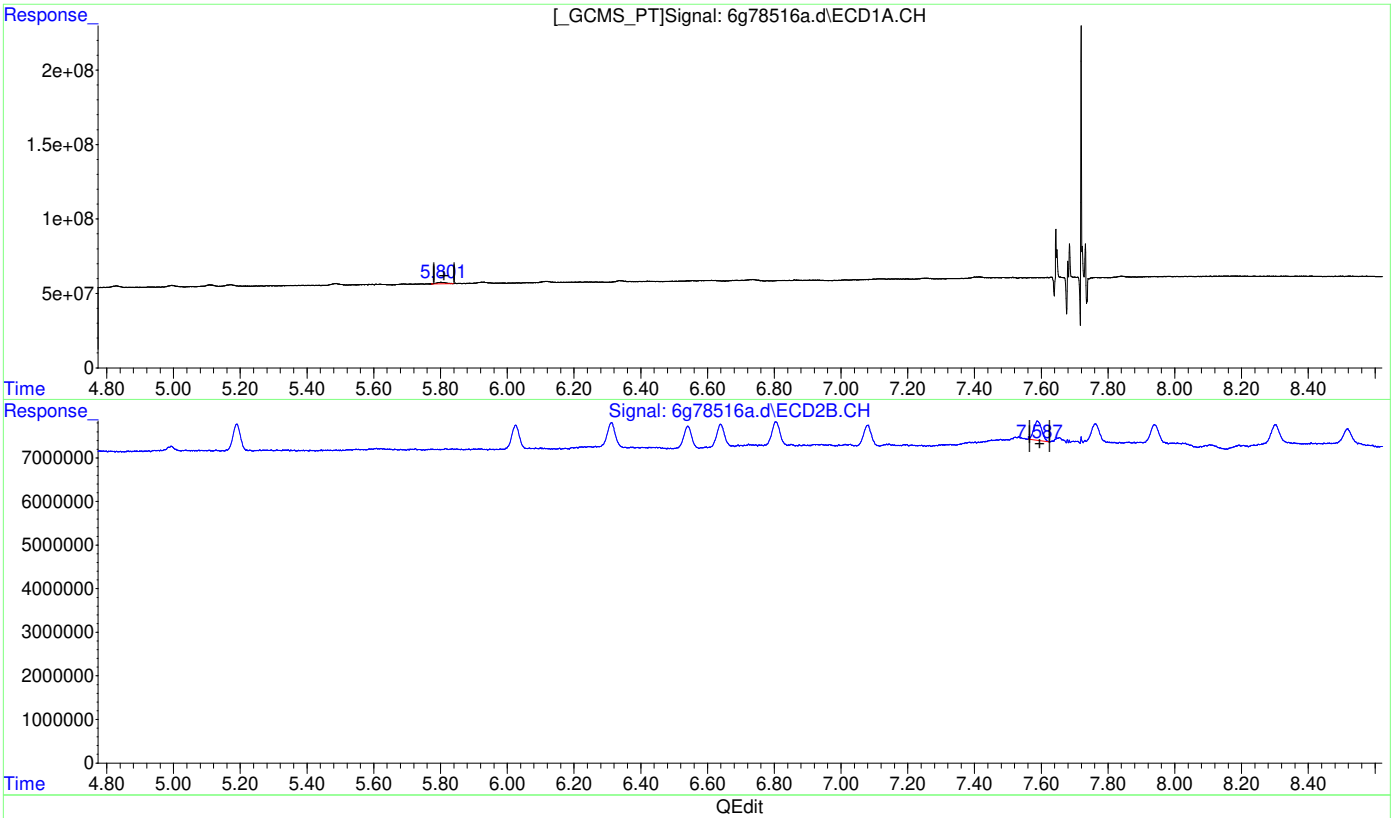

(17) Endrin (MA)

5.801min 1.218 PPB m

response 18639470

(17) Endrin #2 (MA)

7.587min 0.956 PPB m

response 7203997

(+) = Expected Retention Time
6PST2739.M Tue Jun 22 23:27:40 2021

11.6.1.33

Quantitation Report (Qedit)

Data Path : C:\msdchem\1\data\G6G2739\
Data File : 6g78516a.d
Signal(s) : Signal #1: ECD1A.CH Signal #2: ECD2B.CH
Acq On : 18-Jun-21, 04:31:15
Operator : christp
Sample : ic2739-1
Misc : op33095,g6g2739,30,,,2,1
ALS Vial : 3 (Sig #1); 0 (Sig #2) Sample Multiplier: 1

Integration File signal 1: autoint1.e
Integration File signal 2: autoint2.e
Quant Time: Jun 22 23:20:04 2021
Quant Method : C:\MSDCHEM\1\METHODS\6PST2739.M
Quant Title : PEST/PCB
QLast Update : Wed Jun 09 04:17:10 2021
Response via : Initial Calibration
Integrator: ChemStation 6890 Scale Mode: Large solvent peaks clipped

Volume Inj. : 1ul
Signal #1 Phase : RTXCLP I Signal #2 Phase: RTX-CLP II
Signal #1 Info : 30mx.32mmx.32um Signal #2 Info : 30m x .32mm x .25um

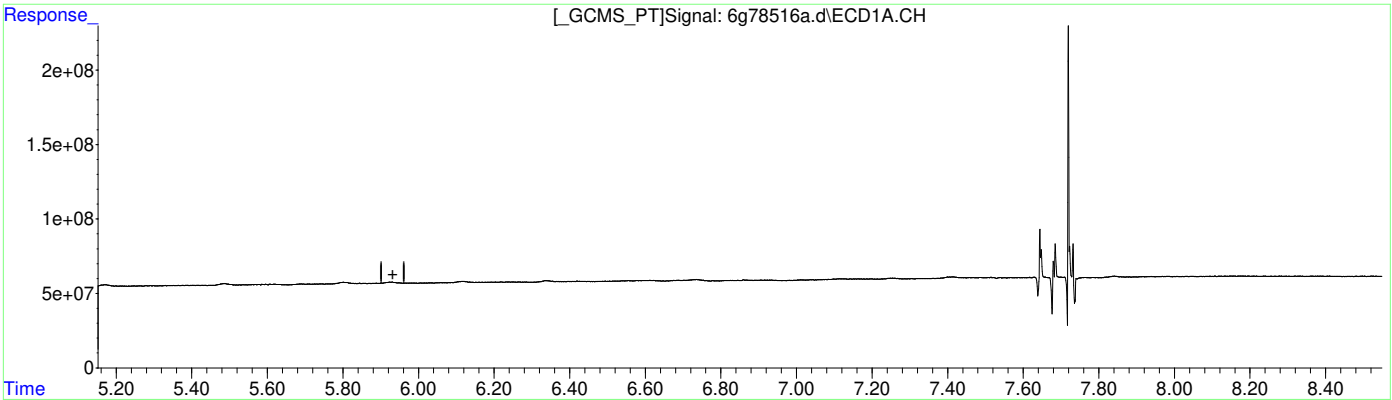

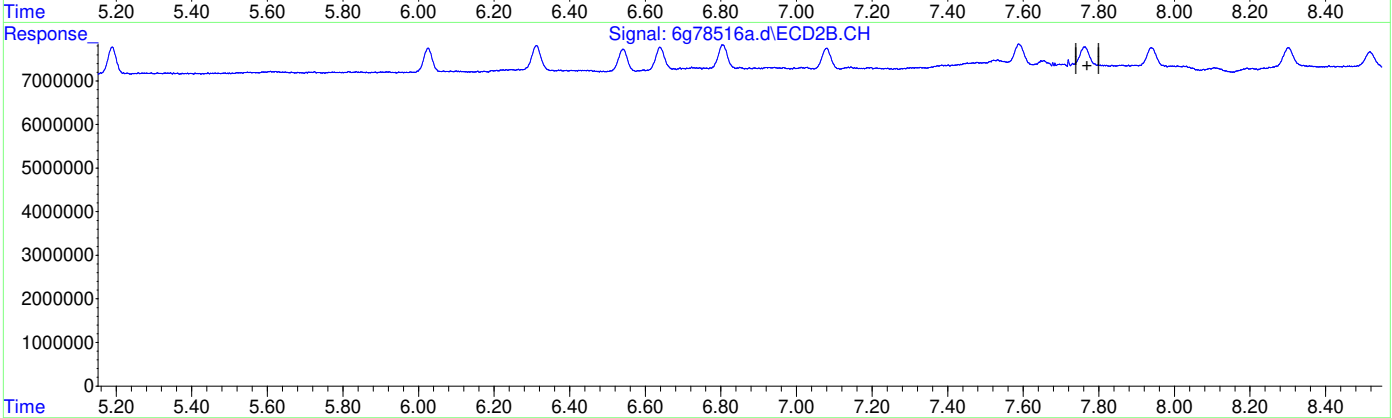

QEdit

(18) 4,4'-DDD (A)

5.826min 0.000 PPB m

response 0

(18) 4,4'-DDD #2 (A)

0.000min 0.000 PPB

response 0

(+) = Expected Retention Time

6PST2739.M Tue Jun 22 23:27:53 2021 Page: 1

Quantitation Report (Qedit)

Data Path : C:\msdchem\1\data\G6G2739\
Data File : 6g78516a.d
Signal(s) : Signal #1: ECD1A.CH Signal #2: ECD2B.CH
Acq On : 18-Jun-21, 04:31:15
Operator : christp
Sample : ic2739-1
Misc : op33095,g6g2739,30,,,2,1
ALS Vial : 3 (Sig #1); 0 (Sig #2) Sample Multiplier: 1

Integration File signal 1: autoint1.e
Integration File signal 2: autoint2.e
Quant Time: Jun 22 23:20:04 2021
Quant Method : C:\MSDCHEM\1\METHODS\6PST2739.M
Quant Title : PEST/PCB
QLast Update : Wed Jun 09 04:17:10 2021
Response via : Initial Calibration
Integrator: ChemStation 6890 Scale Mode: Large solvent peaks clipped

Volume Inj. : 1ul
Signal #1 Phase : RTXCLP I Signal #2 Phase: RTX-CLP II
Signal #1 Info : 30mx.32mmx.32um Signal #2 Info : 30m x .32mm x .25um

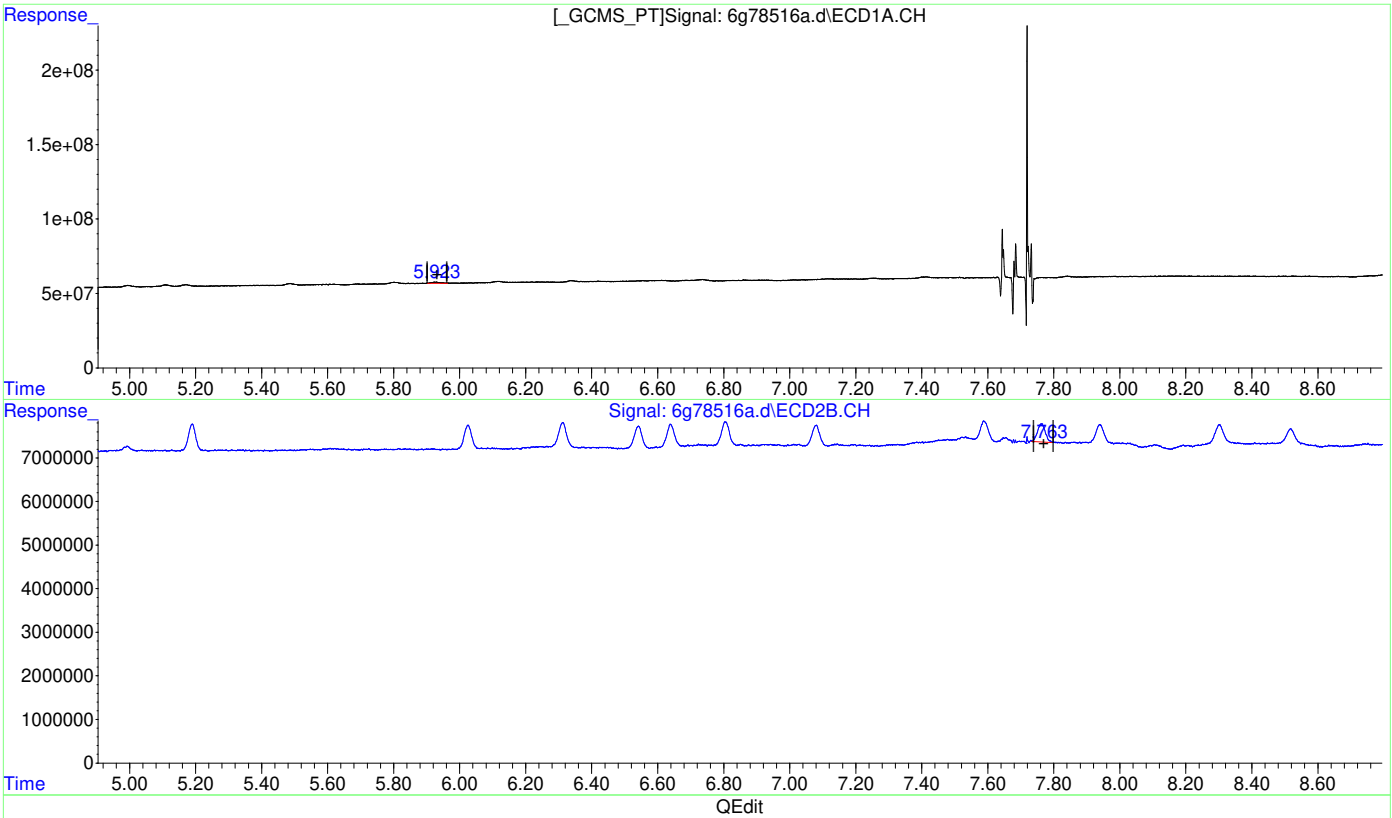

QEdit

(18) 4,4'-DDD (A)

5.923min 1.186 PPB m

response 14596194

(18) 4,4'-DDD #2 (A)

7.763min 1.037 PPB m

response 6842464

(+) = Expected Retention Time

Quantitation Report (Qedit)

Data Path : C:\msdchem\1\data\G6G2739\
Data File : 6g78516a.d
Signal(s) : Signal #1: ECD1A.CH Signal #2: ECD2B.CH
Acq On : 18-Jun-21, 04:31:15
Operator : christp
Sample : ic2739-1
Misc : op33095,g6g2739,30,,,2,1
ALS Vial : 3 (Sig #1); 0 (Sig #2) Sample Multiplier: 1

Integration File signal 1: autoint1.e
Integration File signal 2: autoint2.e
Quant Time: Jun 22 23:20:04 2021
Quant Method : C:\MSDCHEM\1\METHODS\6PST2739.M
Quant Title : PEST/PCB
QLast Update : Wed Jun 09 04:17:10 2021
Response via : Initial Calibration
Integrator: ChemStation 6890 Scale Mode: Large solvent peaks clipped

Volume Inj. : 1ul
Signal #1 Phase : RTXCLP I Signal #2 Phase: RTX-CLP II
Signal #1 Info : 30mx.32mmx.32um Signal #2 Info : 30m x .32mm x .25um

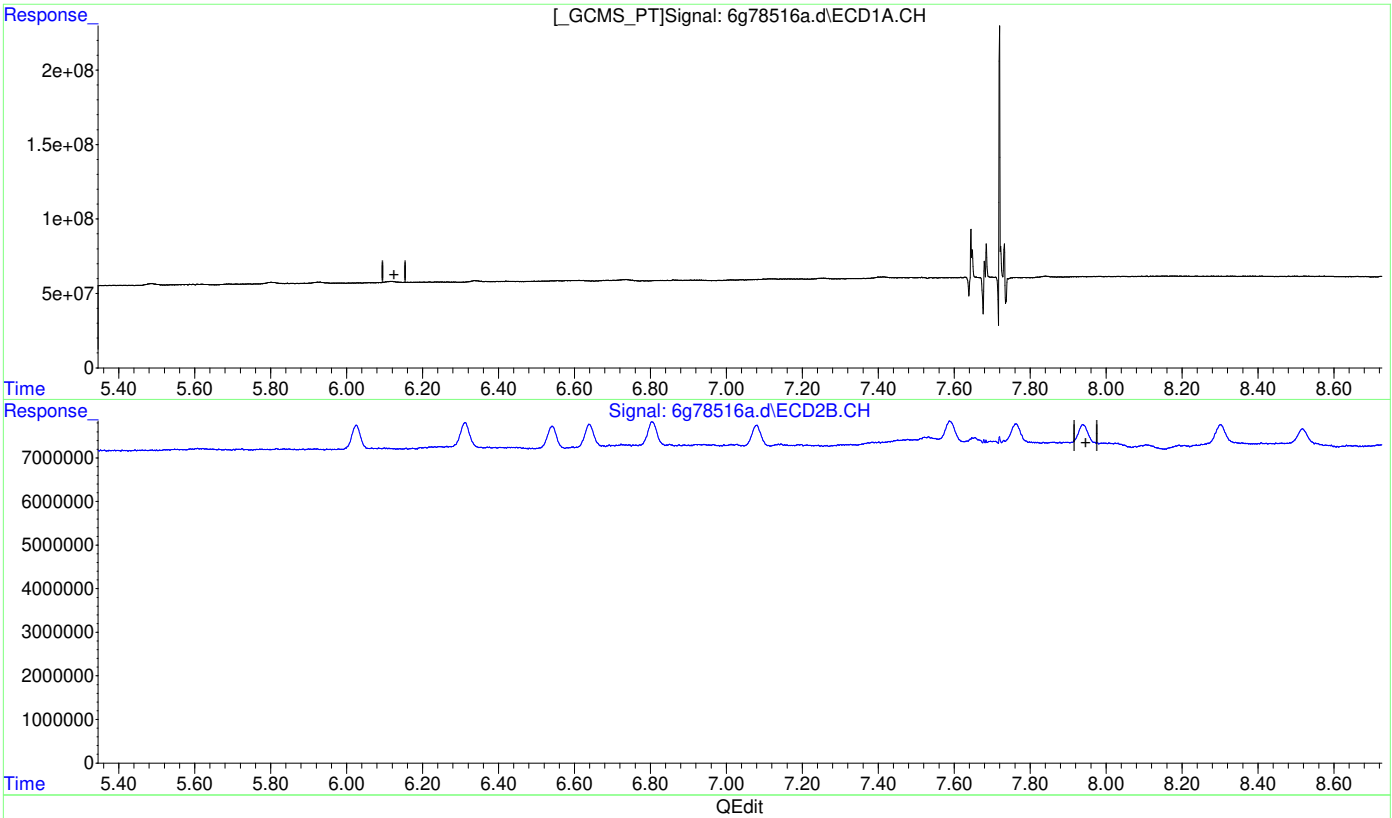

QEdit

(19) Endosulfan II (B)

6.115min 0.000 PPB m

response 0

(19) Endosulfan II #2 (B)

0.000min 0.000 PPB

response 0

(+) = Expected Retention Time

Quantitation Report (Qedit)

Data Path : C:\msdchem\1\data\G6G2739\
Data File : 6g78516a.d
Signal(s) : Signal #1: ECD1A.CH Signal #2: ECD2B.CH
Acq On : 18-Jun-21, 04:31:15
Operator : christp
Sample : ic2739-1
Misc : op33095,g6g2739,30,,,2,1
ALS Vial : 3 (Sig #1); 0 (Sig #2) Sample Multiplier: 1

Integration File signal 1: autoint1.e
Integration File signal 2: autoint2.e
Quant Time: Jun 22 23:20:04 2021
Quant Method : C:\MSDCHEM\1\METHODS\6PST2739.M
Quant Title : PEST/PCB
QLast Update : Wed Jun 09 04:17:10 2021
Response via : Initial Calibration
Integrator: ChemStation 6890 Scale Mode: Large solvent peaks clipped

Volume Inj. : 1ul
Signal #1 Phase : RTXCLP I Signal #2 Phase: RTX-CLP II
Signal #1 Info : 30mx.32mmx.32um Signal #2 Info : 30m x .32mm x .25um

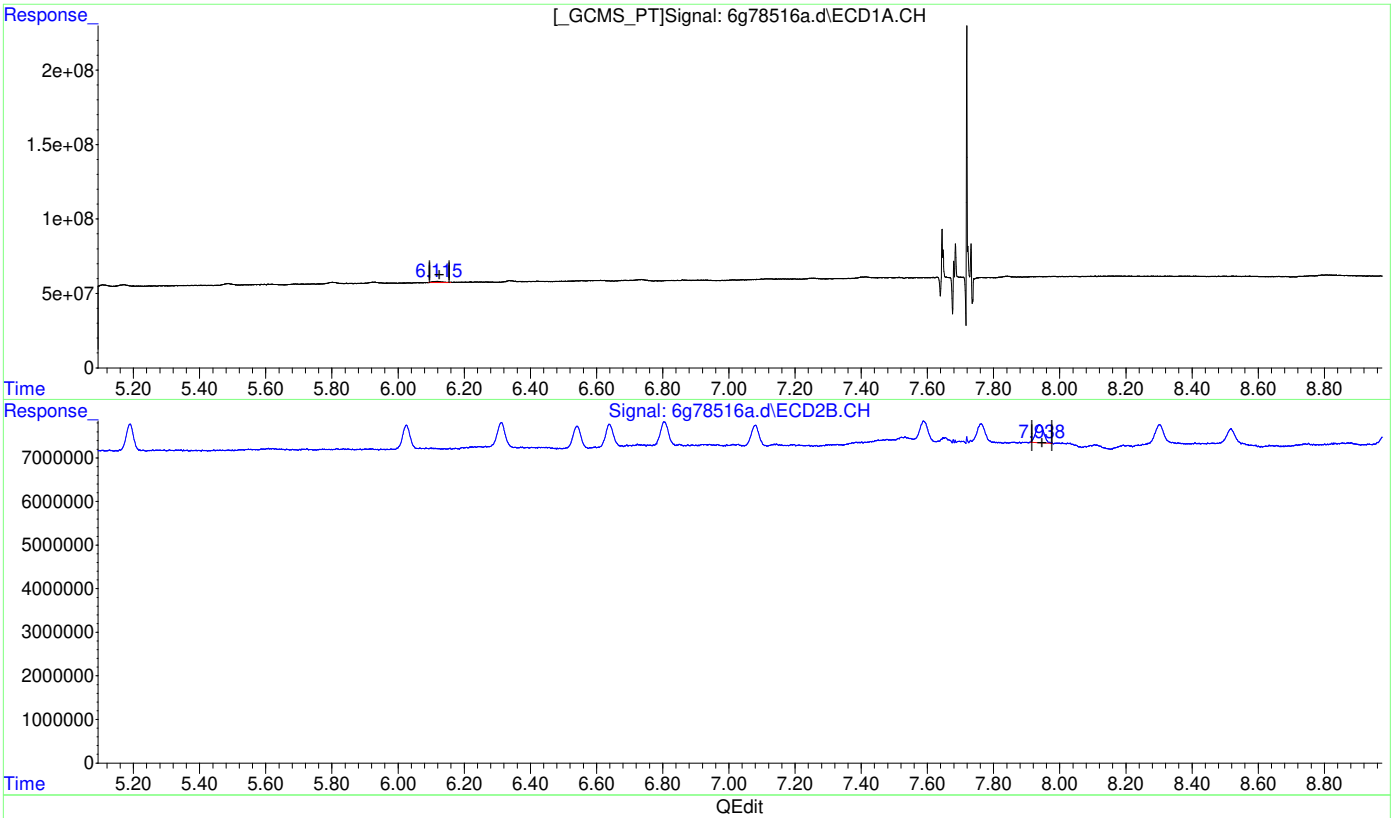

(19) Endosulfan II (B)

6.115min 0.982 PPB m

response 15084693

(19) Endosulfan II #2 (B)

7.938min 0.982 PPB m

response 6967041

(+) = Expected Retention Time
6PST2739.M Tue Jun 22 23:28:47 2021

Quantitation Report (Qedit)

Data Path : C:\msdchem\1\data\G6G2739\
Data File : 6g78516a.d
Signal(s) : Signal #1: ECD1A.CH Signal #2: ECD2B.CH
Acq On : 18-Jun-21, 04:31:15
Operator : christp
Sample : ic2739-1
Misc : op33095,g6g2739,30,,,2,1
ALS Vial : 3 (Sig #1); 0 (Sig #2) Sample Multiplier: 1

Integration File signal 1: autoint1.e
Integration File signal 2: autoint2.e
Quant Time: Jun 22 23:20:04 2021
Quant Method : C:\MSDCHEM\1\METHODS\6PST2739.M
Quant Title : PEST/PCB
QLast Update : Wed Jun 09 04:17:10 2021
Response via : Initial Calibration
Integrator: ChemStation 6890 Scale Mode: Large solvent peaks clipped

Volume Inj. : 1ul
Signal #1 Phase : RTXCLP I Signal #2 Phase: RTX-CLP II
Signal #1 Info : 30mx.32mmx.32um Signal #2 Info : 30m x .32mm x .25um

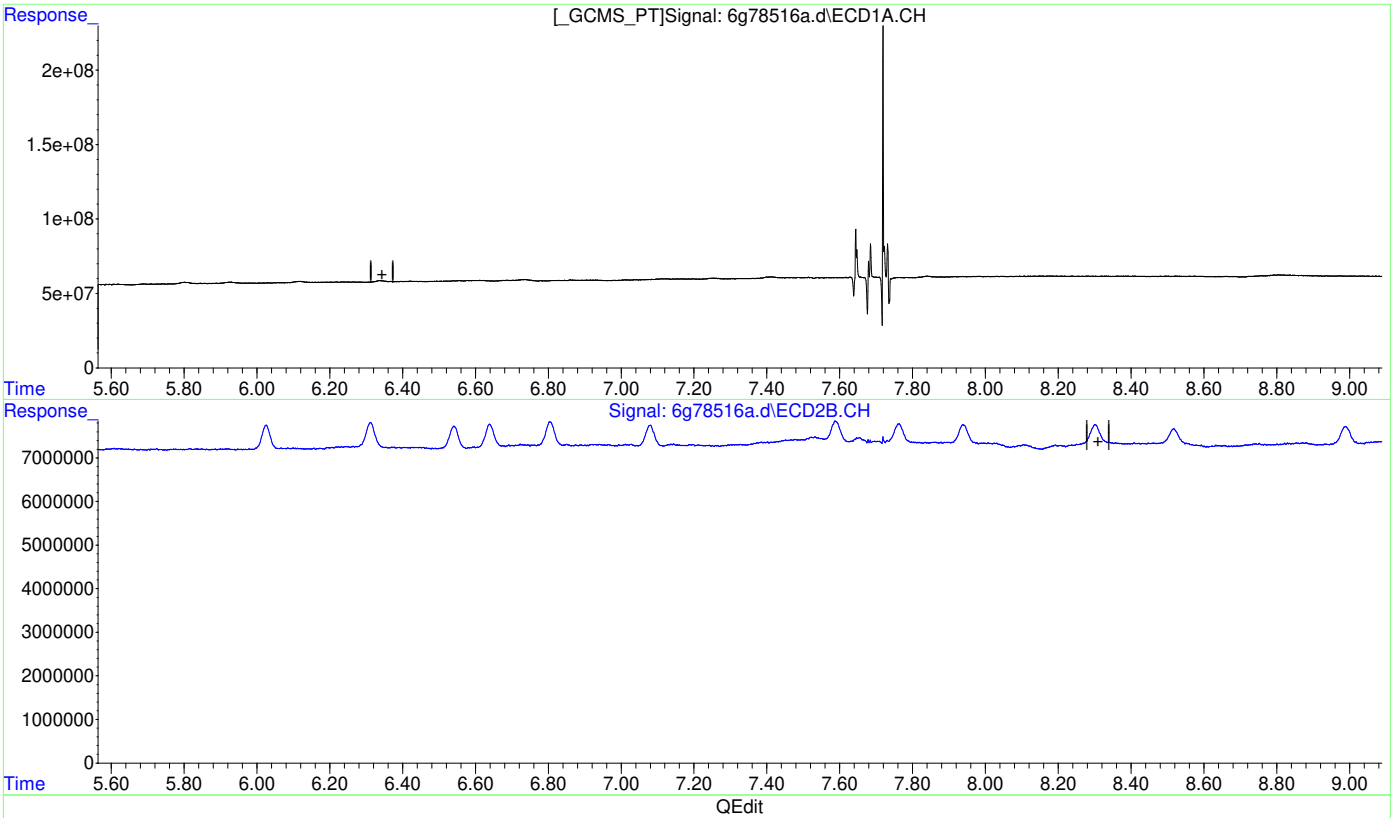

(20) 4,4'-DDT (MA)

6.121min 0.000 PPB m

response 0

(20) 4,4'-DDT #2 (MA)

0.000min 0.000 PPB

response 0

(+) = Expected Retention Time

6PST2739.M Tue Jun 22 23:30:05 2021

Quantitation Report (Qedit)

Data Path : C:\msdchem\1\data\G6G2739\
Data File : 6g78516a.d
Signal(s) : Signal #1: ECD1A.CH Signal #2: ECD2B.CH
Acq On : 18-Jun-21, 04:31:15
Operator : christp
Sample : ic2739-1
Misc : op33095,g6g2739,30,,,2,1
ALS Vial : 3 (Sig #1); 0 (Sig #2) Sample Multiplier: 1

Integration File signal 1: autoint1.e
Integration File signal 2: autoint2.e
Quant Time: Jun 22 23:20:04 2021
Quant Method : C:\MSDCHEM\1\METHODS\6PST2739.M
Quant Title : PEST/PCB
QLast Update : Wed Jun 09 04:17:10 2021
Response via : Initial Calibration
Integrator: ChemStation 6890 Scale Mode: Large solvent peaks clipped

Volume Inj. : 1ul
Signal #1 Phase : RTXCLP I Signal #2 Phase: RTX-CLP II
Signal #1 Info : 30mx.32mmx.32um Signal #2 Info : 30m x .32mm x .25um

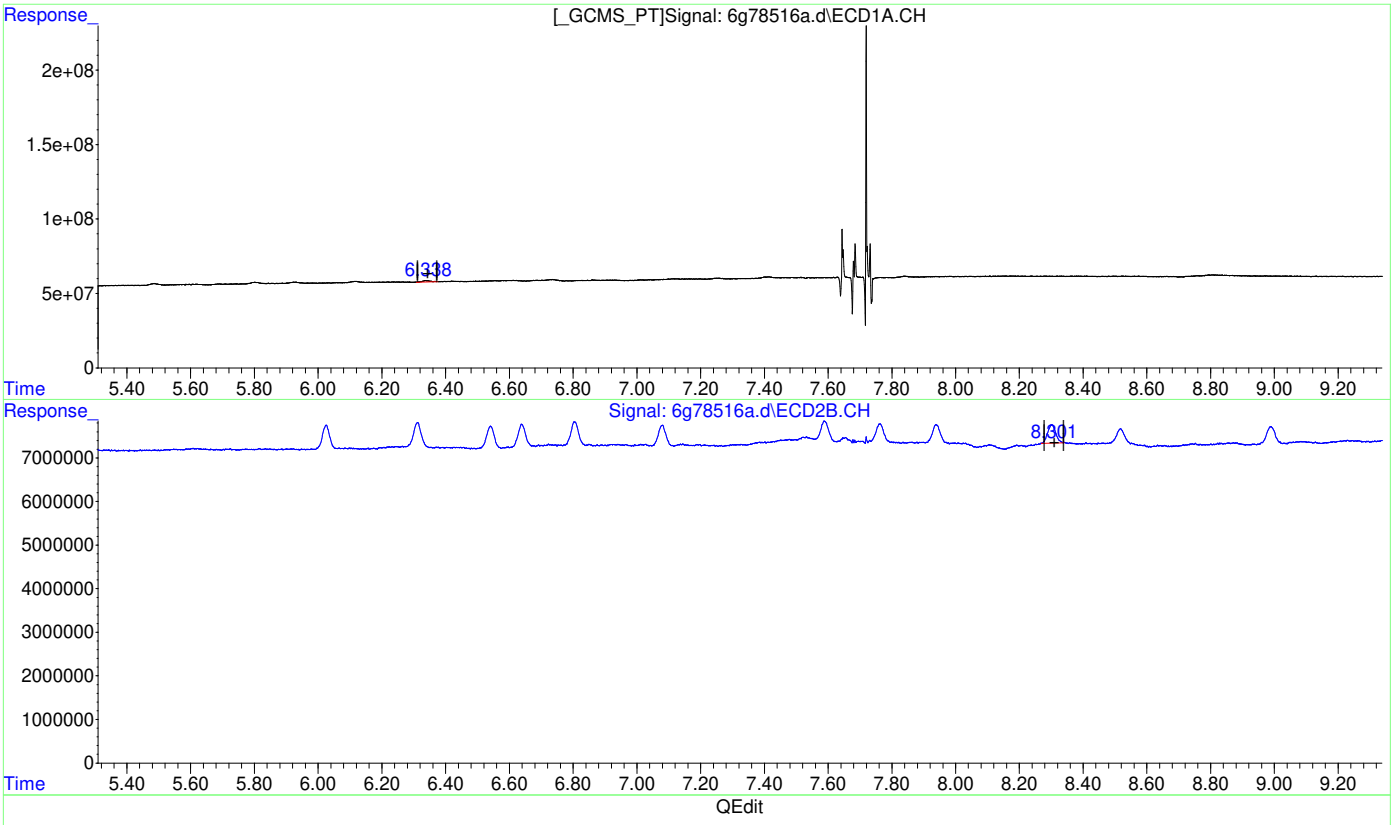

(20) 4,4'-DDT (MA)

6.338min 1.338 PPB m

response 16970095

(20) 4,4'-DDT #2 (MA)

8.301min 1.203 PPB m

response 7516813

(+) = Expected Retention Time

Quantitation Report (Qedit)

Data Path : C:\msdchem\1\data\G6G2739\
Data File : 6g78516a.d
Signal(s) : Signal #1: ECD1A.CH Signal #2: ECD2B.CH
Acq On : 18-Jun-21, 04:31:15
Operator : christp
Sample : ic2739-1
Misc : op33095,g6g2739,30,,,2,1
ALS Vial : 3 (Sig #1); 0 (Sig #2) Sample Multiplier: 1

Integration File signal 1: autoint1.e
Integration File signal 2: autoint2.e
Quant Time: Jun 22 23:20:04 2021
Quant Method : C:\MSDCHEM\1\METHODS\6PST2739.M
Quant Title : PEST/PCB
QLast Update : Wed Jun 09 04:17:10 2021
Response via : Initial Calibration
Integrator: ChemStation 6890 Scale Mode: Large solvent peaks clipped

Volume Inj. : 1ul
Signal #1 Phase : RTXCLP I Signal #2 Phase: RTX-CLP II
Signal #1 Info : 30mx.32mmx.32um Signal #2 Info : 30m x .32mm x .25um

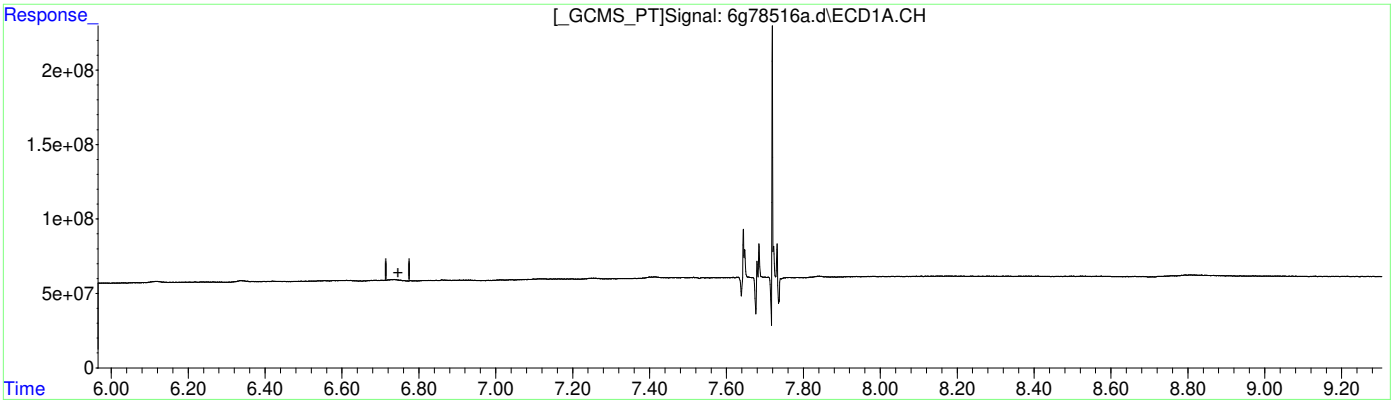

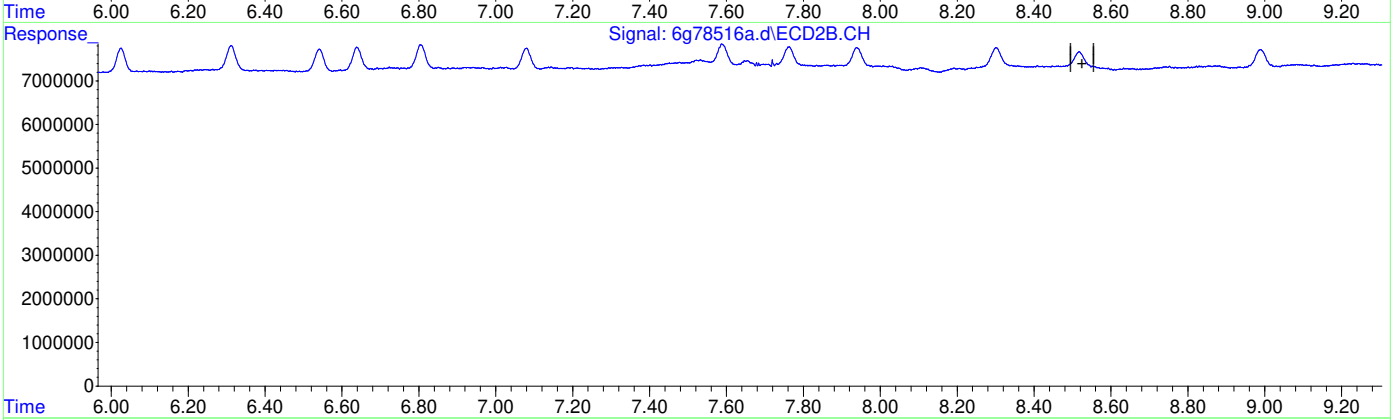

QEdit

(21) Endrin Aldehyde (B)

6.736min 0.000 PPB m

response 0

(21) Endrin Aldehyde #2 (B)

0.000min 0.000 PPB

response 0

(+) = Expected Retention Time
6PST2739.M Tue Jun 22 23:30:35 2021

Quantitation Report (Qedit)

Data Path : C:\msdchem\1\data\G6G2739\
Data File : 6g78516a.d
Signal(s) : Signal #1: ECD1A.CH Signal #2: ECD2B.CH
Acq On : 18-Jun-21, 04:31:15
Operator : christp
Sample : ic2739-1
Misc : op33095,g6g2739,30,,,2,1
ALS Vial : 3 (Sig #1); 0 (Sig #2) Sample Multiplier: 1

Integration File signal 1: autoint1.e
Integration File signal 2: autoint2.e
Quant Time: Jun 22 23:20:04 2021
Quant Method : C:\MSDCHEM\1\METHODS\6PST2739.M
Quant Title : PEST/PCB
QLast Update : Wed Jun 09 04:17:10 2021
Response via : Initial Calibration
Integrator: ChemStation 6890 Scale Mode: Large solvent peaks clipped

Volume Inj. : 1ul
Signal #1 Phase : RTXCLP I Signal #2 Phase: RTX-CLP II
Signal #1 Info : 30mx.32mmx.32um Signal #2 Info : 30m x .32mm x .25um

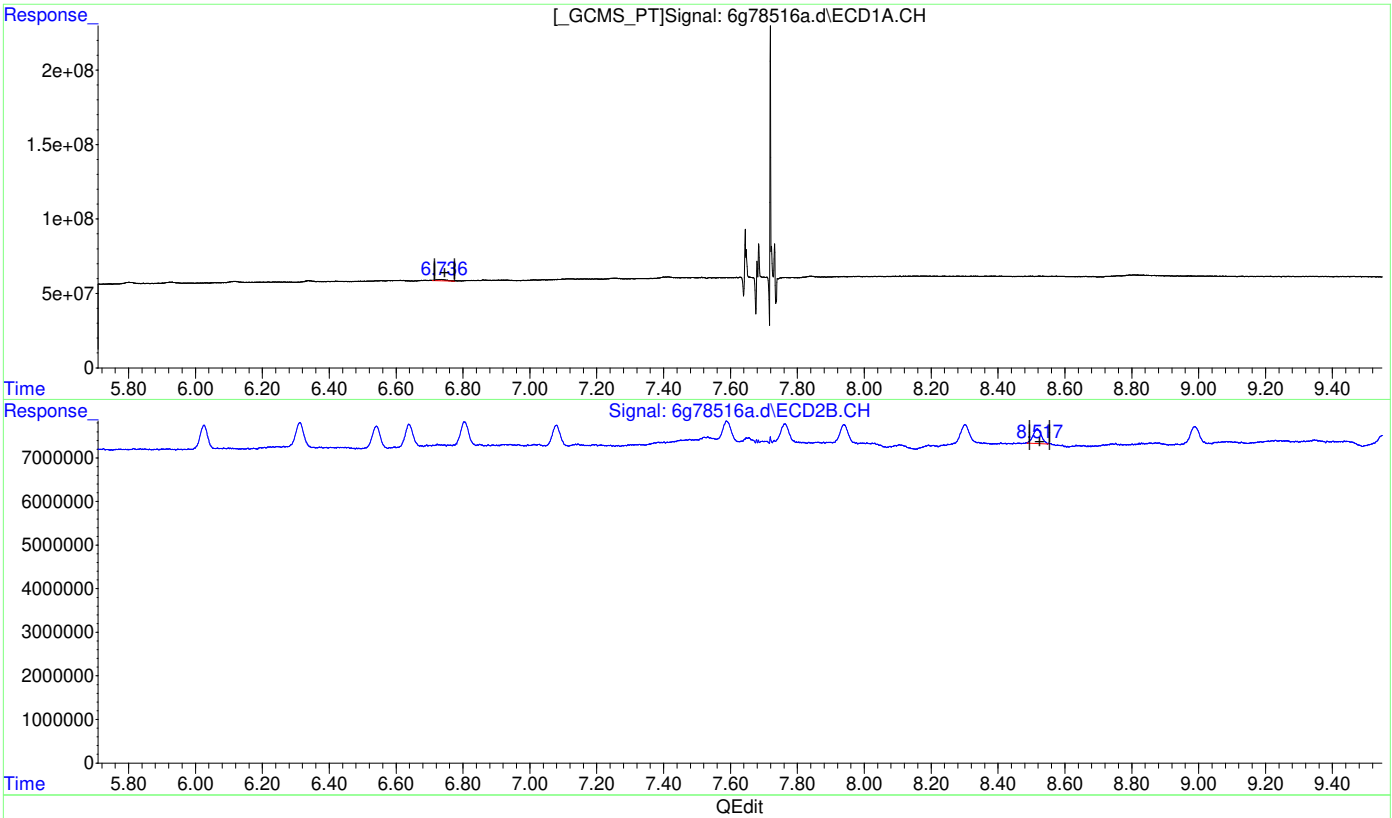

(21) Endrin Aldehyde (B)

6.736min 1.452 PPB m

response 16832595

(21) Endrin Aldehyde #2 (B)

8.517min 0.976 PPB m

response 5783919

(+) = Expected Retention Time
6PST2739.M Tue Jun 22 23:30:55 2021

11.6.1.41
11

Quantitation Report (Qedit)

Data Path : C:\msdchem\1\data\G6G2739\
Data File : 6g78516a.d
Signal(s) : Signal #1: ECD1A.CH Signal #2: ECD2B.CH
Acq On : 18-Jun-21, 04:31:15
Operator : christp
Sample : ic2739-1
Misc : op33095,g6g2739,30,,,2,1
ALS Vial : 3 (Sig #1); 0 (Sig #2) Sample Multiplier: 1

Integration File signal 1: autoint1.e
Integration File signal 2: autoint2.e
Quant Time: Jun 22 23:20:04 2021
Quant Method : C:\MSDCHEM\1\METHODS\6PST2739.M
Quant Title : PEST/PCB
QLast Update : Wed Jun 09 04:17:10 2021
Response via : Initial Calibration
Integrator: ChemStation 6890 Scale Mode: Large solvent peaks clipped

Volume Inj. : 1ul
Signal #1 Phase : RTXCLP I Signal #2 Phase: RTX-CLP II
Signal #1 Info : 30mx.32mmx.32um Signal #2 Info : 30m x .32mm x .25um

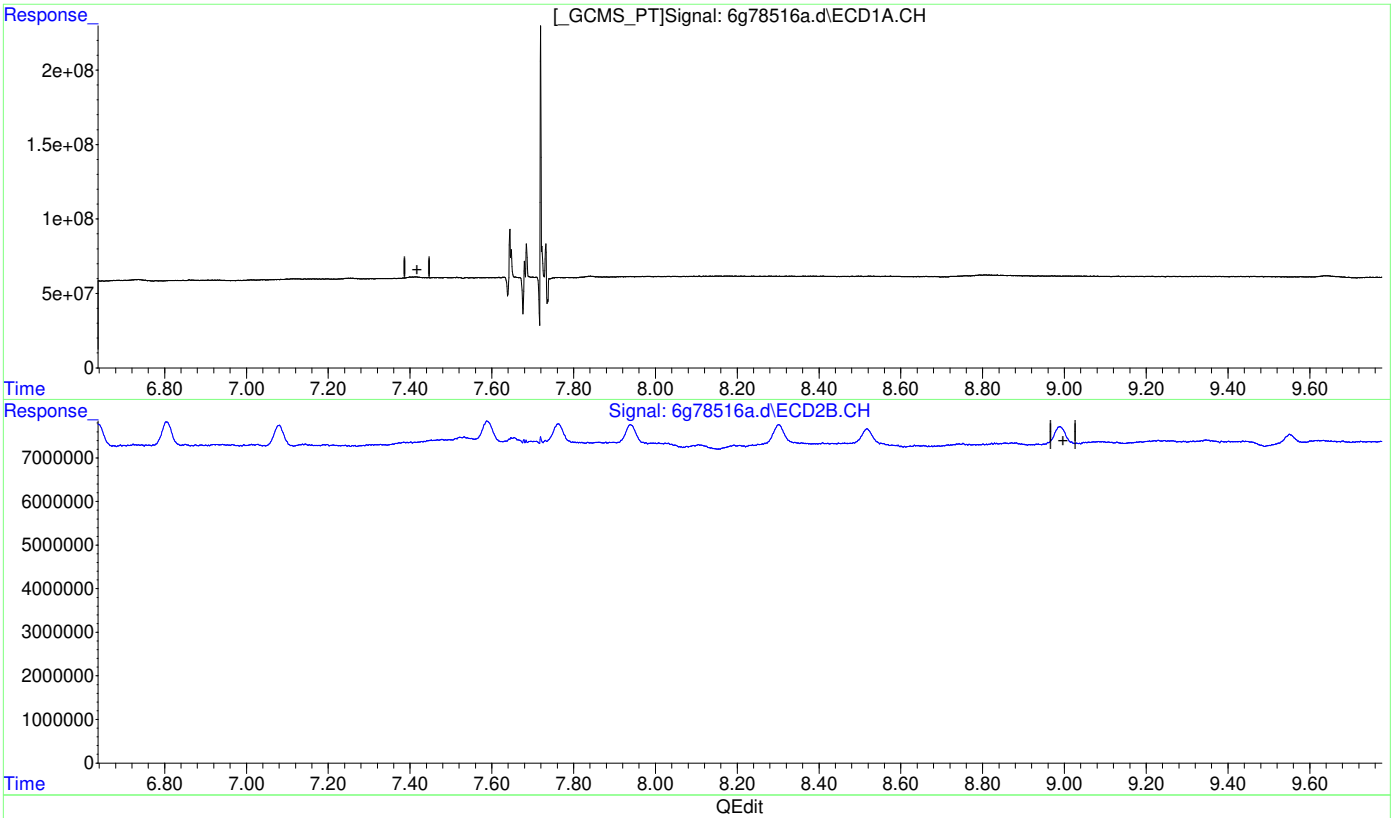

(22) Endosulfan Sulfate (B)

7.414min 0.000 PPB m

response 0

(22) Endosulfan Sulfate #2 (B)

0.000min 0.000 PPB

response 0

(+) = Expected Retention Time

6PST2739.M Tue Jun 22 23:31:02 2021 Page: 1

11.6.1.42

Quantitation Report (Qedit)

Data Path : C:\msdchem\1\data\G6G2739\
Data File : 6g78516a.d
Signal(s) : Signal #1: ECD1A.CH Signal #2: ECD2B.CH
Acq On : 18-Jun-21, 04:31:15
Operator : christp
Sample : ic2739-1
Misc : op33095,g6g2739,30,,,2,1
ALS Vial : 3 (Sig #1); 0 (Sig #2) Sample Multiplier: 1

Integration File signal 1: autoint1.e
Integration File signal 2: autoint2.e
Quant Time: Jun 22 23:20:04 2021
Quant Method : C:\MSDCHEM\1\METHODS\6PST2739.M
Quant Title : PEST/PCB
QLast Update : Wed Jun 09 04:17:10 2021
Response via : Initial Calibration
Integrator: ChemStation 6890 Scale Mode: Large solvent peaks clipped

Volume Inj. : 1ul
Signal #1 Phase : RTXCLP I Signal #2 Phase: RTX-CLP II
Signal #1 Info : 30mx.32mmx.32um Signal #2 Info : 30m x .32mm x .25um

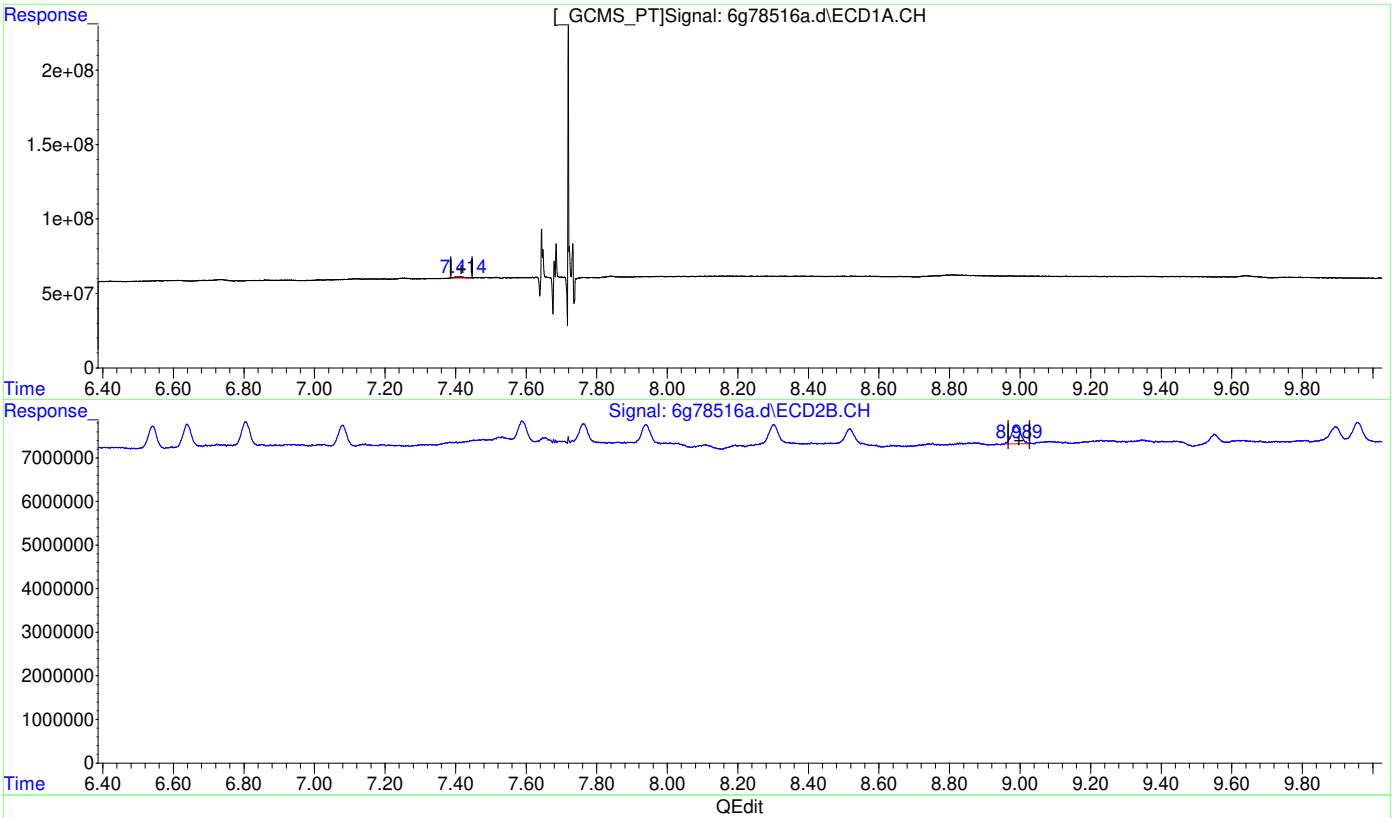

(22) Endosulfan Sulfate (B)

7.414min 1.251 PPB m

response 16427295

(22) Endosulfan Sulfate #2 (B)

8.989min 1.136 PPB m

response 7260386

(+) = Expected Retention Time

Quantitation Report (Qedit)

Data Path : C:\msdchem\1\data\G6G2739\
Data File : 6g78516a.d
Signal(s) : Signal #1: ECD1A.CH Signal #2: ECD2B.CH
Acq On : 18-Jun-21, 04:31:15
Operator : christp
Sample : ic2739-1
Misc : op33095,g6g2739,30,,,2,1
ALS Vial : 3 (Sig #1); 0 (Sig #2) Sample Multiplier: 1

Integration File signal 1: autoint1.e
Integration File signal 2: autoint2.e
Quant Time: Jun 22 23:20:04 2021
Quant Method : C:\MSDCHEM\1\METHODS\6PST2739.M
Quant Title : PEST/PCB
QLast Update : Wed Jun 09 04:17:10 2021
Response via : Initial Calibration
Integrator: ChemStation 6890 Scale Mode: Large solvent peaks clipped

Volume Inj. : 1ul
Signal #1 Phase : RTXCLP I Signal #2 Phase: RTX-CLP II
Signal #1 Info : 30mx.32mmx.32um Signal #2 Info : 30m x .32mm x .25um

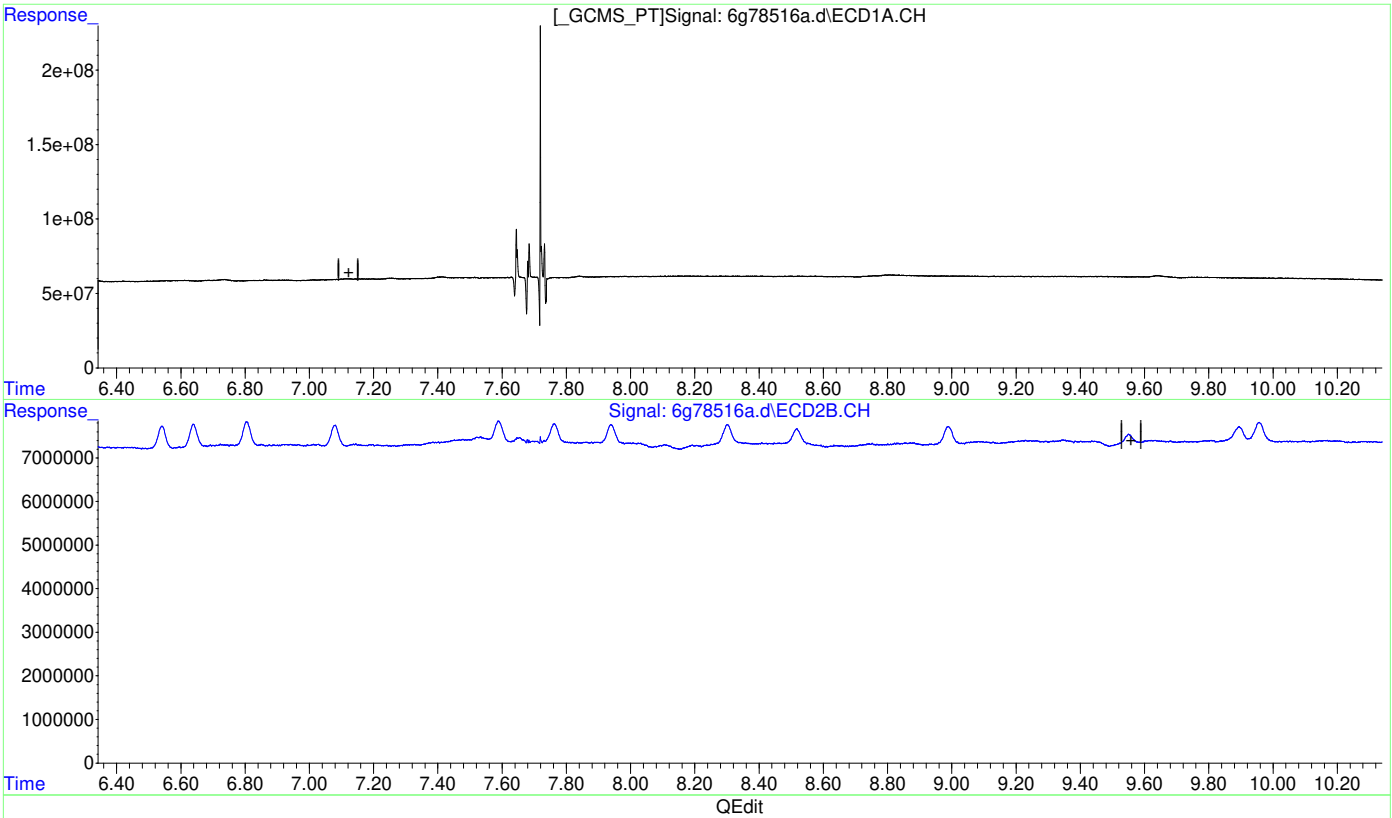

QEdit

(23) Methoxychlor (A)

7.003min 0.000 PPB m

response 0

(23) Methoxychlor #2 (A)

0.000min 0.000 PPB

response 0

(+) = Expected Retention Time

6PST2739.M Tue Jun 22 23:31:35 2021 Page: 1

Quantitation Report (Qedit)

Data Path : C:\msdchem\1\data\G6G2739\
Data File : 6g78516a.d
Signal(s) : Signal #1: ECD1A.CH Signal #2: ECD2B.CH
Acq On : 18-Jun-21, 04:31:15
Operator : christp
Sample : ic2739-1
Misc : op33095,g6g2739,30,,,2,1
ALS Vial : 3 (Sig #1); 0 (Sig #2) Sample Multiplier: 1

Integration File signal 1: autoint1.e
Integration File signal 2: autoint2.e
Quant Time: Jun 22 23:20:04 2021
Quant Method : C:\MSDCHEM\1\METHODS\6PST2739.M
Quant Title : PEST/PCB
QLast Update : Wed Jun 09 04:17:10 2021
Response via : Initial Calibration
Integrator: ChemStation 6890 Scale Mode: Large solvent peaks clipped

Volume Inj. : 1ul
Signal #1 Phase : RTXCLP I Signal #2 Phase: RTX-CLP II
Signal #1 Info : 30mx.32mmx.32um Signal #2 Info : 30m x .32mm x .25um

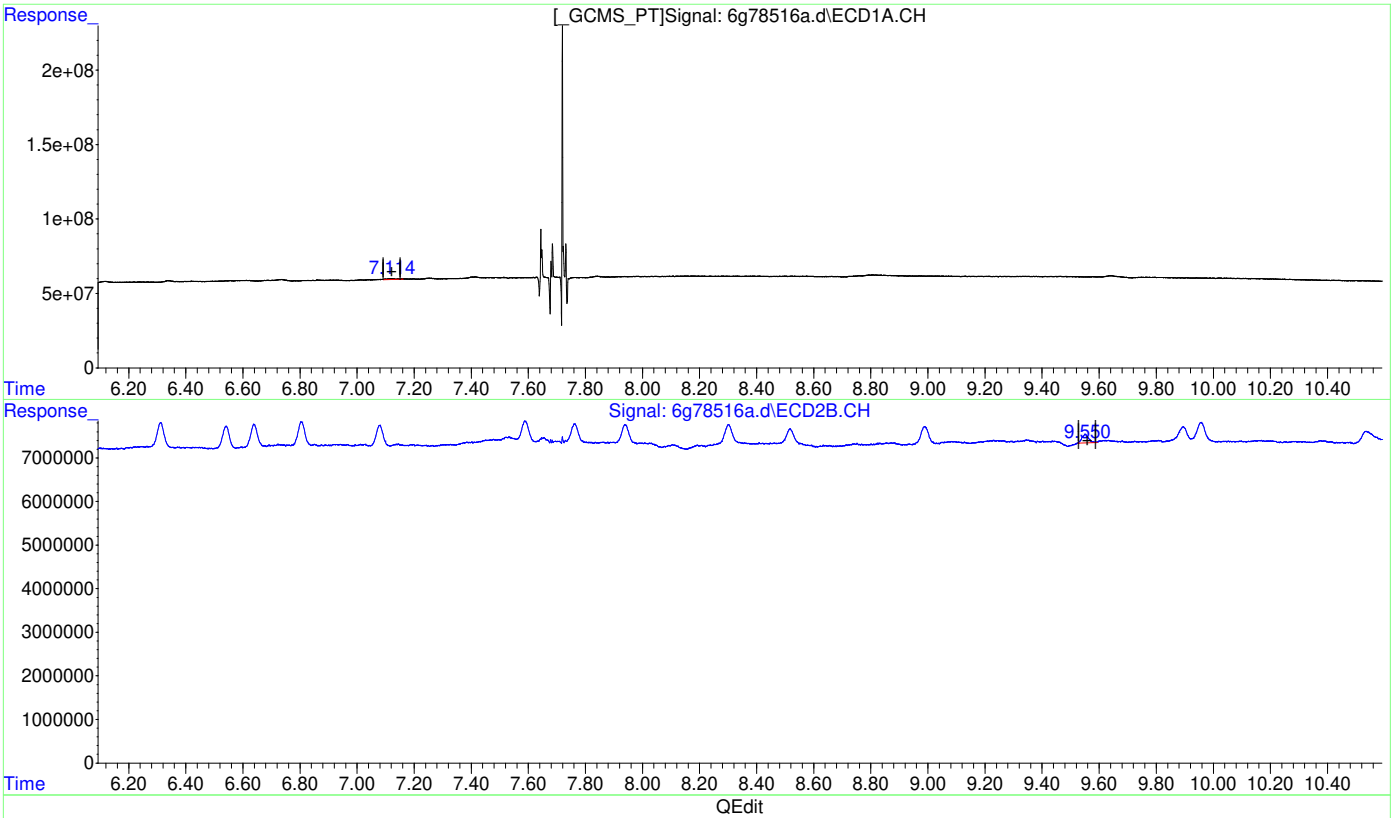

(23) Methoxychlor (A)

7.114min 1.457 PPB m

response 9292193

(23) Methoxychlor #2 (A)

9.550min 1.008 PPB m

response 3173635

(+) = Expected Retention Time
6PST2739.M Tue Jun 22 23:31:55 2021

Quantitation Report (Qedit)

Data Path : C:\msdchem\1\data\G6G2739\
Data File : 6g78516a.d
Signal(s) : Signal #1: ECD1A.CH Signal #2: ECD2B.CH
Acq On : 18-Jun-21, 04:31:15
Operator : christp
Sample : ic2739-1
Misc : op33095,g6g2739,30,,,2,1
ALS Vial : 3 (Sig #1); 0 (Sig #2) Sample Multiplier: 1

Integration File signal 1: autoint1.e
Integration File signal 2: autoint2.e
Quant Time: Jun 22 23:20:04 2021
Quant Method : C:\MSDCHEM\1\METHODS\6PST2739.M
Quant Title : PEST/PCB
QLast Update : Wed Jun 09 04:17:10 2021
Response via : Initial Calibration
Integrator: ChemStation 6890 Scale Mode: Large solvent peaks clipped

Volume Inj. : 1ul
Signal #1 Phase : RTXCLP I Signal #2 Phase: RTX-CLP II
Signal #1 Info : 30mx.32mmx.32um Signal #2 Info : 30m x .32mm x .25um

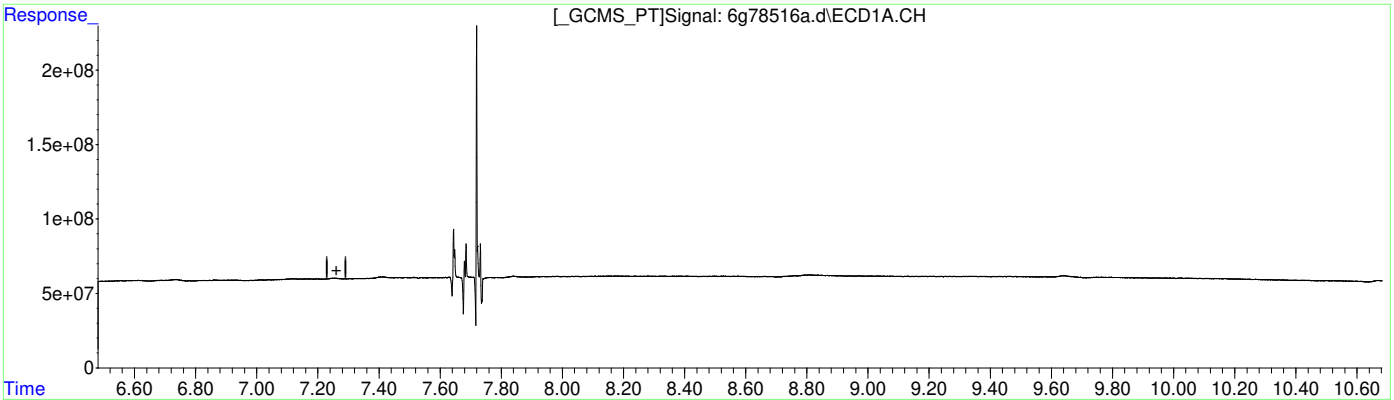

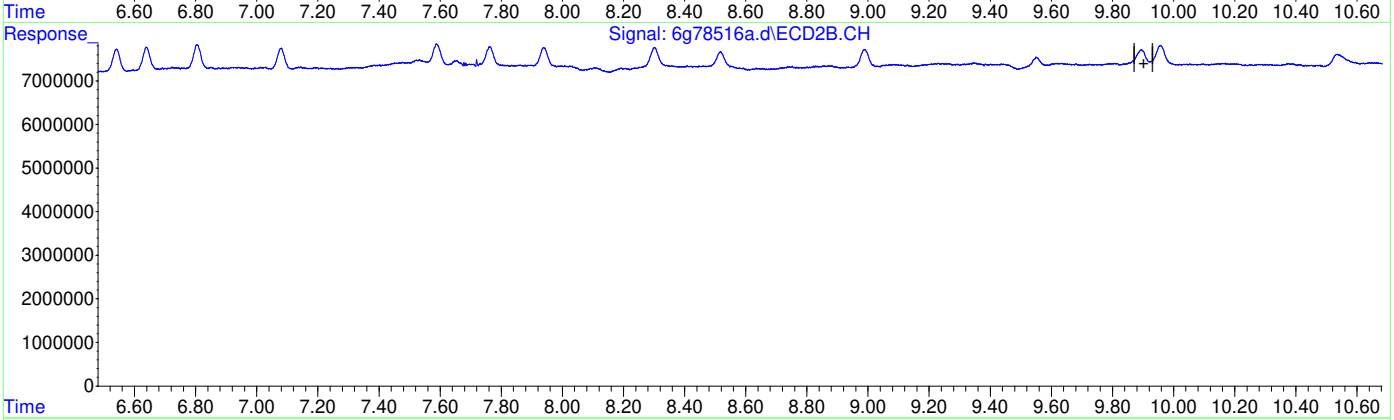

QEdit

(24) Mirex

7.226min 0.000 PPB m

response 0

(24) Mirex #2

0.000min 0.000 PPB

response 0

(+) = Expected Retention Time

6PST2739.M Tue Jun 22 23:32:02 2021 Page: 1

Quantitation Report (Qedit)

Data Path : C:\msdchem\1\data\G6G2739\
Data File : 6g78516a.d
Signal(s) : Signal #1: ECD1A.CH Signal #2: ECD2B.CH
Acq On : 18-Jun-21, 04:31:15
Operator : christp
Sample : ic2739-1
Misc : op33095,g6g2739,30,,,2,1
ALS Vial : 3 (Sig #1); 0 (Sig #2) Sample Multiplier: 1

Integration File signal 1: autoint1.e
Integration File signal 2: autoint2.e
Quant Time: Jun 22 23:20:04 2021
Quant Method : C:\MSDCHEM\1\METHODS\6PST2739.M
Quant Title : PEST/PCB
QLast Update : Wed Jun 09 04:17:10 2021
Response via : Initial Calibration
Integrator: ChemStation 6890 Scale Mode: Large solvent peaks clipped

Volume Inj. : 1ul
Signal #1 Phase : RTXCLP I Signal #2 Phase: RTX-CLP II
Signal #1 Info : 30mx.32mmx.32um Signal #2 Info : 30m x .32mm x .25um

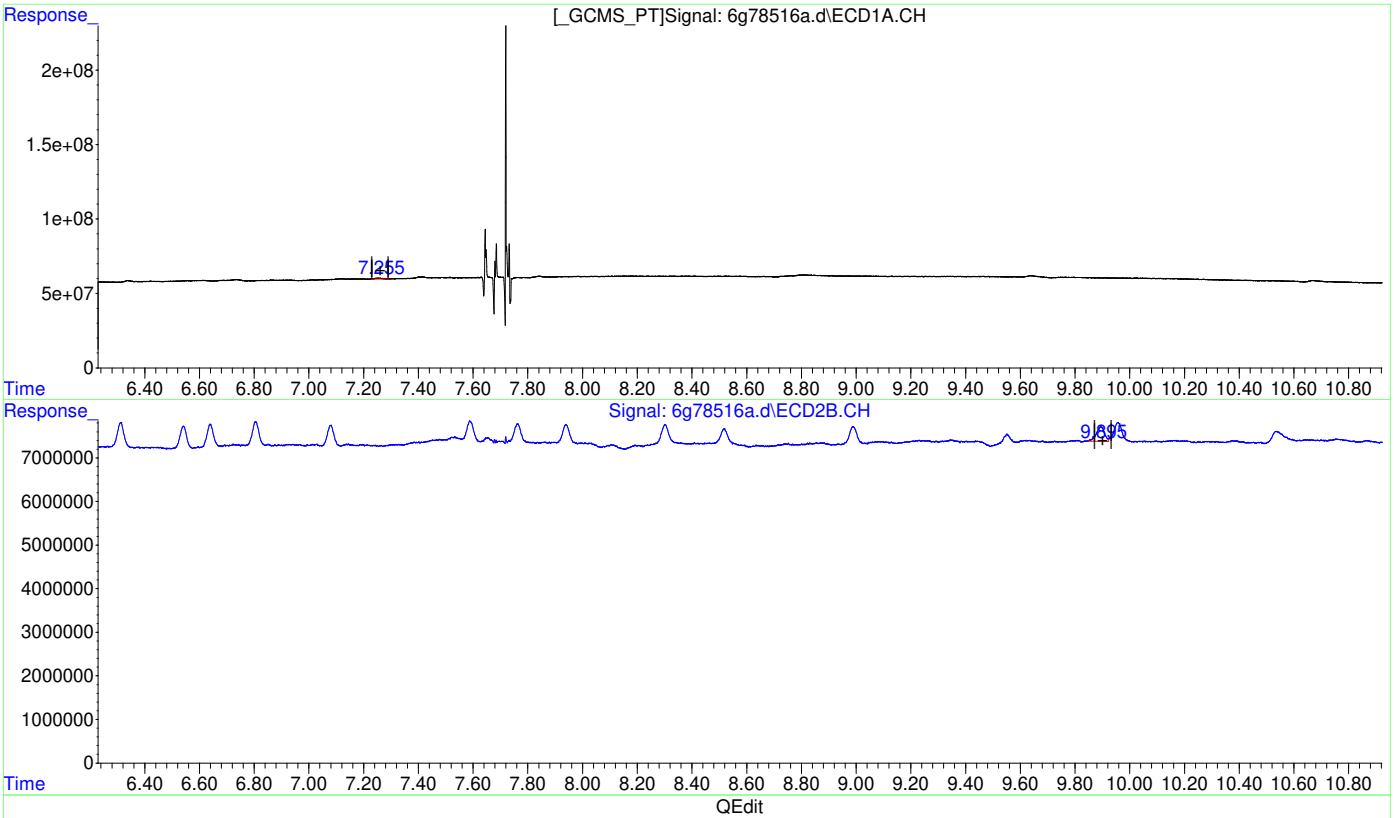

QEdit

(24) Mirex

7.255min 0.970 PPB m

response 9945290

(24) Mirex #2

9.895min 1.139 PPB m

response 6921586

(+) = Expected Retention Time
6PST2739.M Tue Jun 22 23:32:37 2021

Quantitation Report (Qedit)

Data Path : C:\msdchem\1\data\G6G2739\
Data File : 6g78516a.d
Signal(s) : Signal #1: ECD1A.CH Signal #2: ECD2B.CH
Acq On : 18-Jun-21, 04:31:15
Operator : christp
Sample : ic2739-1
Misc : op33095,g6g2739,30,,,2,1
ALS Vial : 3 (Sig #1); 0 (Sig #2) Sample Multiplier: 1

Integration File signal 1: autoint1.e
Integration File signal 2: autoint2.e
Quant Time: Jun 22 23:20:04 2021
Quant Method : C:\MSDCHEM\1\METHODS\6PST2739.M
Quant Title : PEST/PCB
QLast Update : Wed Jun 09 04:17:10 2021
Response via : Initial Calibration
Integrator: ChemStation 6890 Scale Mode: Large solvent peaks clipped

Volume Inj. : 1ul
Signal #1 Phase : RTXCLP I Signal #2 Phase: RTX-CLP II
Signal #1 Info : 30mx.32mmx.32um Signal #2 Info : 30m x .32mm x .25um

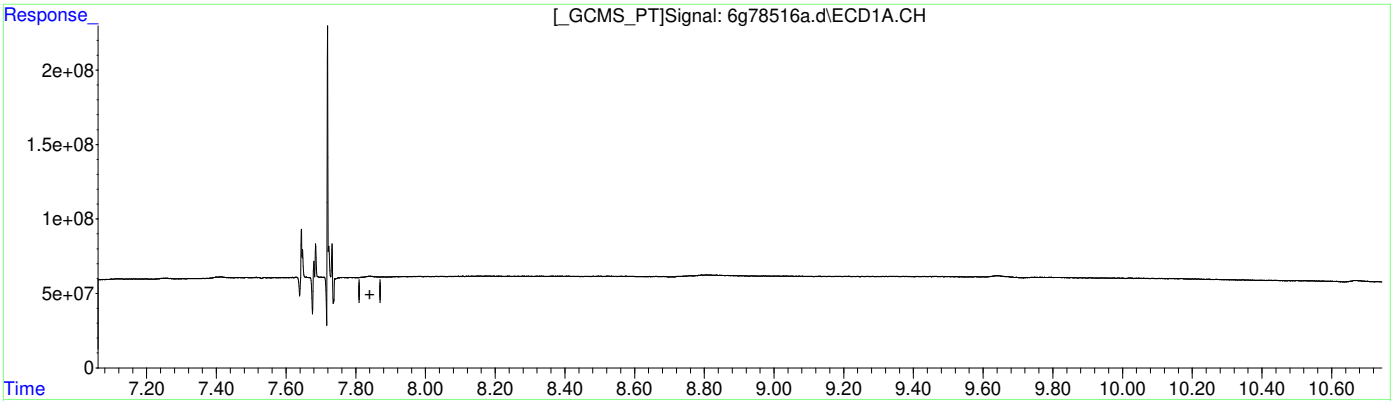

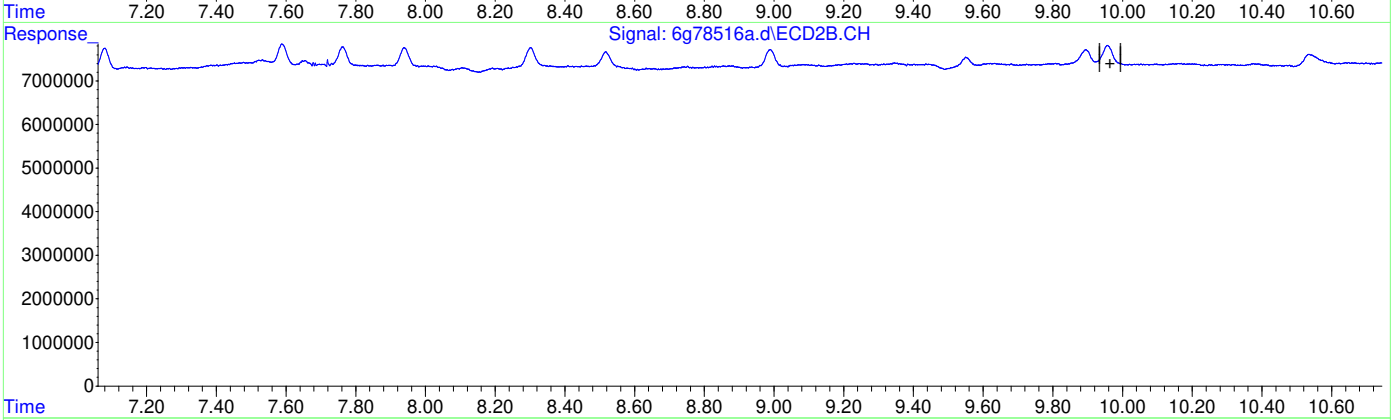

QEdit

(25) Endrin Ketone (B)

7.782min 0.000 PPB m

response 0

(25) Endrin Ketone #2 (B)

0.000min 0.000 PPB

response 0

(+) = Expected Retention Time

Quantitation Report (Qedit)

Data Path : C:\msdchem\1\data\G6G2739\
Data File : 6g78516a.d
Signal(s) : Signal #1: ECD1A.CH Signal #2: ECD2B.CH
Acq On : 18-Jun-21, 04:31:15
Operator : christp
Sample : ic2739-1
Misc : op33095,g6g2739,30,,,2,1
ALS Vial : 3 (Sig #1); 0 (Sig #2) Sample Multiplier: 1

Integration File signal 1: autoint1.e
Integration File signal 2: autoint2.e
Quant Time: Jun 22 23:20:04 2021
Quant Method : C:\MSDCHEM\1\METHODS\6PST2739.M
Quant Title : PEST/PCB
QLast Update : Wed Jun 09 04:17:10 2021
Response via : Initial Calibration
Integrator: ChemStation 6890 Scale Mode: Large solvent peaks clipped

Volume Inj. : 1ul
Signal #1 Phase : RTXCLP I Signal #2 Phase: RTX-CLP II
Signal #1 Info : 30mx.32mmx.32um Signal #2 Info : 30m x .32mm x .25um

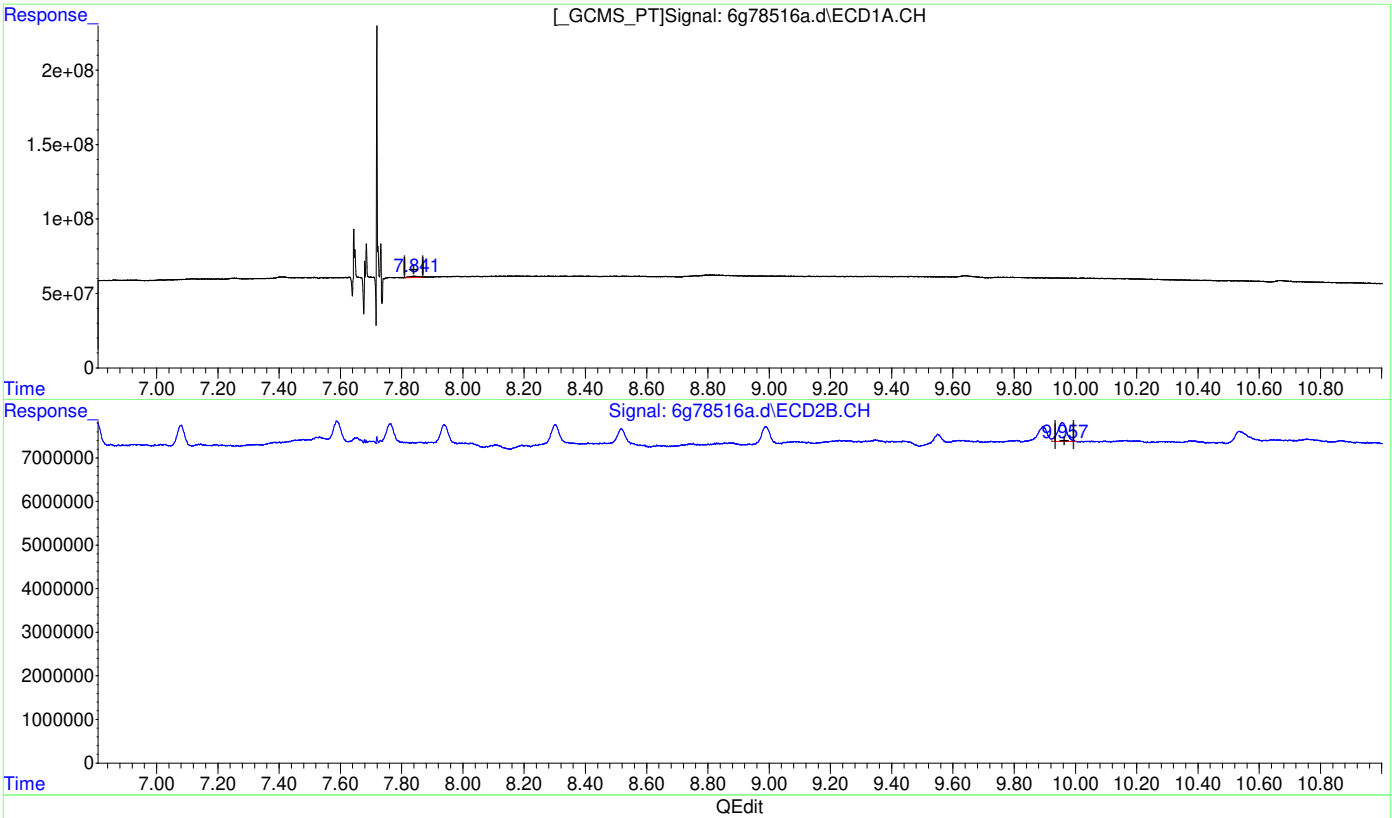

(25) Endrin Ketone (B)

7.841min 1.110 PPB m

response 15561301

(25) Endrin Ketone #2 (B)

9.957min 1.201 PPB m

response 8708608

(+) = Expected Retention Time

Quantitation Report (Qedit)

Data Path : C:\msdchem\1\data\G6G2739\
Data File : 6g78516a.d
Signal(s) : Signal #1: ECD1A.CH Signal #2: ECD2B.CH
Acq On : 18-Jun-21, 04:31:15
Operator : christp
Sample : ic2739-1
Misc : op33095,g6g2739,30,,,2,1
ALS Vial : 3 (Sig #1); 0 (Sig #2) Sample Multiplier: 1

Integration File signal 1: autoint1.e
Integration File signal 2: autoint2.e
Quant Time: Jun 22 23:20:04 2021
Quant Method : C:\MSDCHEM\1\METHODS\6PST2739.M
Quant Title : PEST/PCB
QLast Update : Wed Jun 09 04:17:10 2021
Response via : Initial Calibration
Integrator: ChemStation 6890 Scale Mode: Large solvent peaks clipped

Volume Inj. : 1ul
Signal #1 Phase : RTXCLP I Signal #2 Phase: RTX-CLP II
Signal #1 Info : 30mx.32mmx.32um Signal #2 Info : 30m x .32mm x .25um

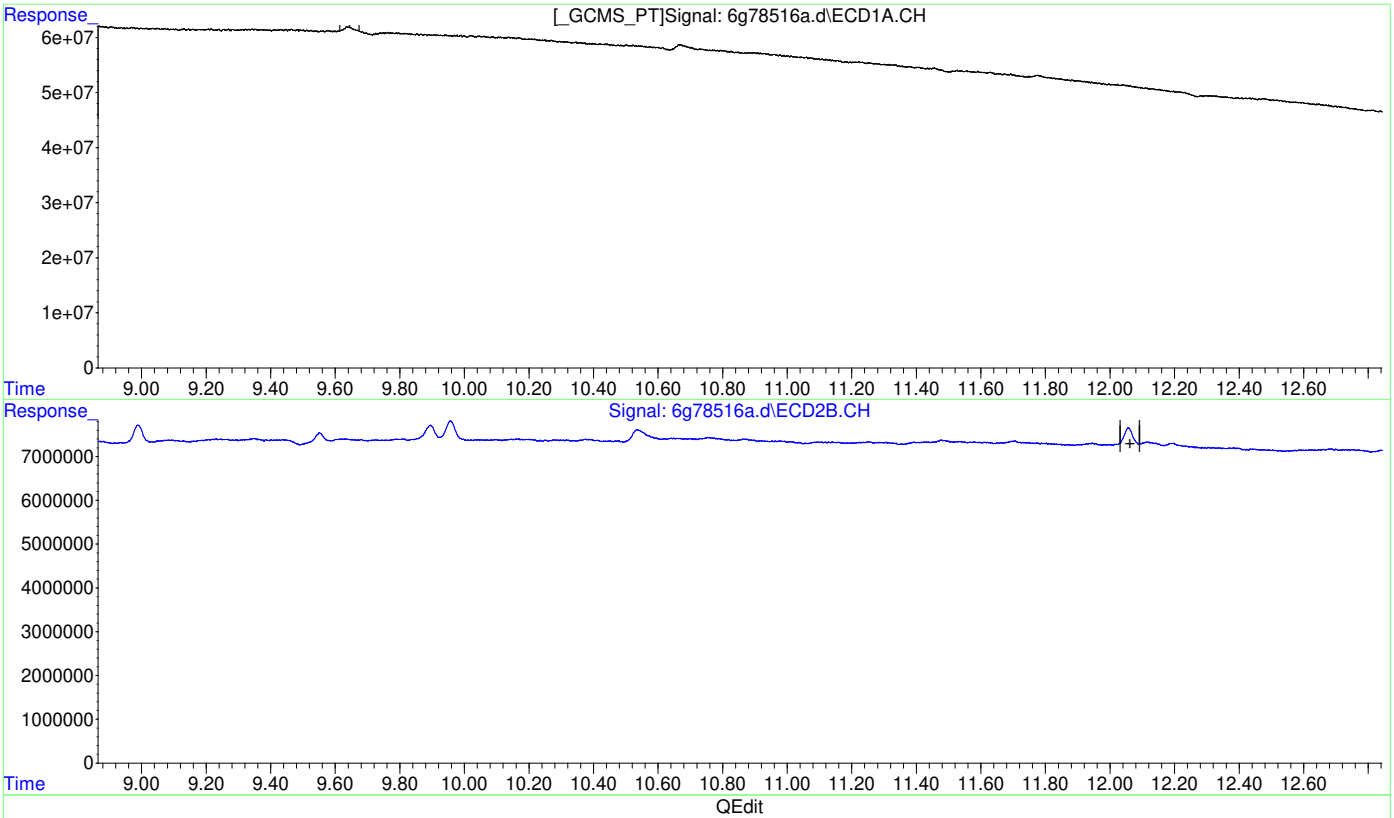

(26) Decachlorobiphenyl (SA)

9.541min 0.000 PPB m

response 0

(26) Decachlorobiphenyl #2 (SA)

0.000min 0.000 PPB

response 0

(+) = Expected Retention Time

6PST2739.M Tue Jun 22 23:33:34 2021 Page: 1

Quantitation Report (Qedit)

Data Path : C:\msdchem\1\data\G6G2739\
Data File : 6g78516a.d
Signal(s) : Signal #1: ECD1A.CH Signal #2: ECD2B.CH
Acq On : 18-Jun-21, 04:31:15
Operator : christp
Sample : ic2739-1
Misc : op33095,g6g2739,30,,,2,1
ALS Vial : 3 (Sig #1); 0 (Sig #2) Sample Multiplier: 1

Integration File signal 1: autoint1.e
Integration File signal 2: autoint2.e
Quant Time: Jun 22 23:20:04 2021
Quant Method : C:\MSDCHEM\1\METHODS\6PST2739.M
Quant Title : PEST/PCB
QLast Update : Wed Jun 09 04:17:10 2021
Response via : Initial Calibration
Integrator: ChemStation 6890 Scale Mode: Large solvent peaks clipped

Volume Inj. : 1ul
Signal #1 Phase : RTXCLP I Signal #2 Phase: RTX-CLP II
Signal #1 Info : 30mx.32mmx.32um Signal #2 Info : 30m x .32mm x .25um

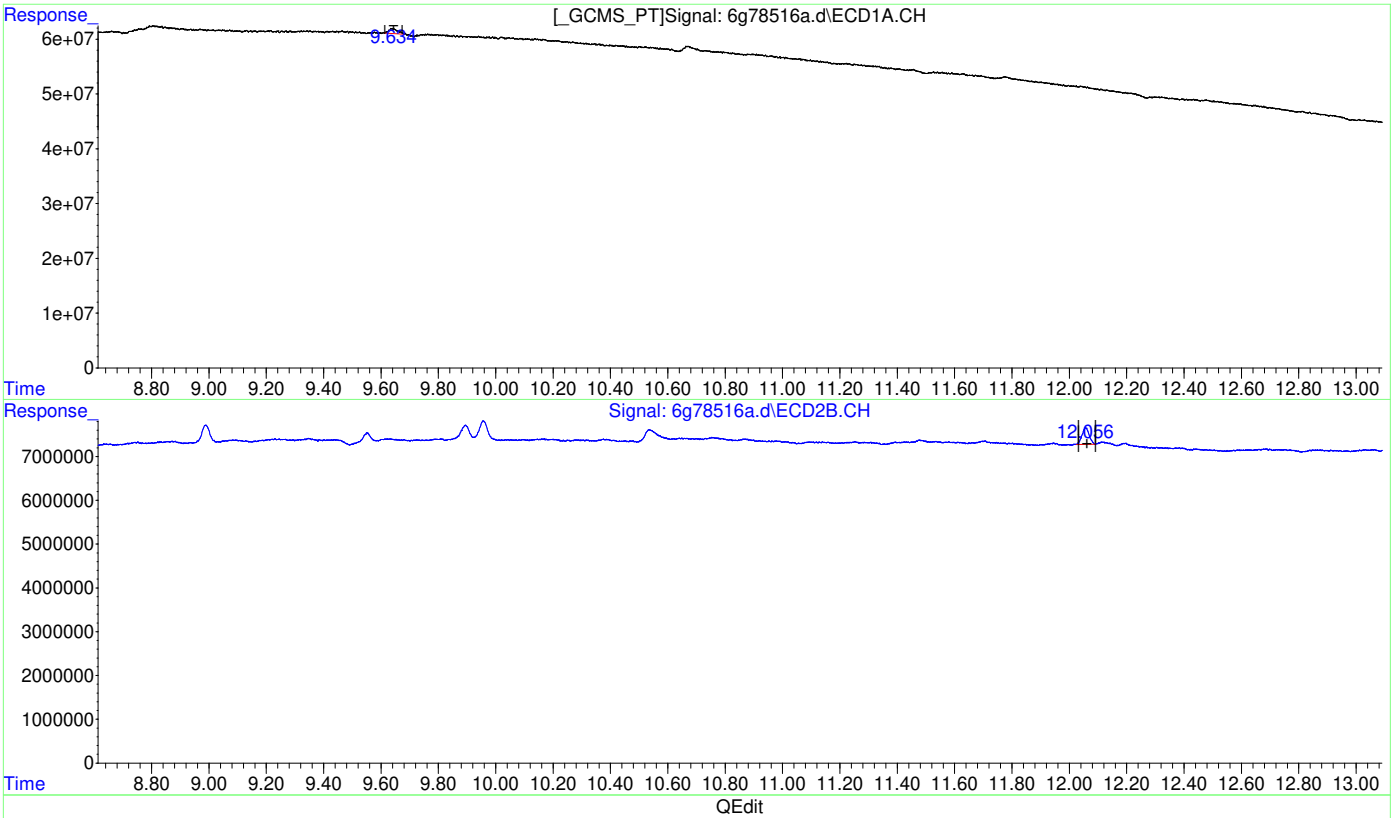

QEdit

(26) Decachlorobiphenyl (SA)

9.634min 1.147 PPB m

response 19448822

(26) Decachlorobiphenyl #2 (SA)

12.056min 1.217 PPB m

response 6570401

(+) = Expected Retention Time

Quantitation Report (Qedit)

Data Path : C:\msdchem\1\data\G6G2739\
Data File : 6g78516a.d
Signal(s) : Signal #1: ECD1A.CH Signal #2: ECD2B.CH
Acq On : 18-Jun-21, 04:31:15
Operator : christp
Sample : ic2739-1
Misc : op33095,g6g2739,30,,,2,1
ALS Vial : 3 (Sig #1); 0 (Sig #2) Sample Multiplier: 1

Integration File signal 1: autoint1.e
Integration File signal 2: autoint2.e
Quant Time: Jun 23 00:40:19 2021
Quant Method : C:\MSDCHEM\1\METHODS\6PST2739.M
Quant Title : PEST/PCB
QLast Update : Wed Jun 09 04:17:10 2021
Response via : Initial Calibration
Integrator: ChemStation 6890 Scale Mode: Large solvent peaks clipped

Volume Inj. : 1ul
Signal #1 Phase : RTXCLP I Signal #2 Phase: RTX-CLP II
Signal #1 Info : 30mx.32mmx.32um Signal #2 Info : 30m x .32mm x .25um

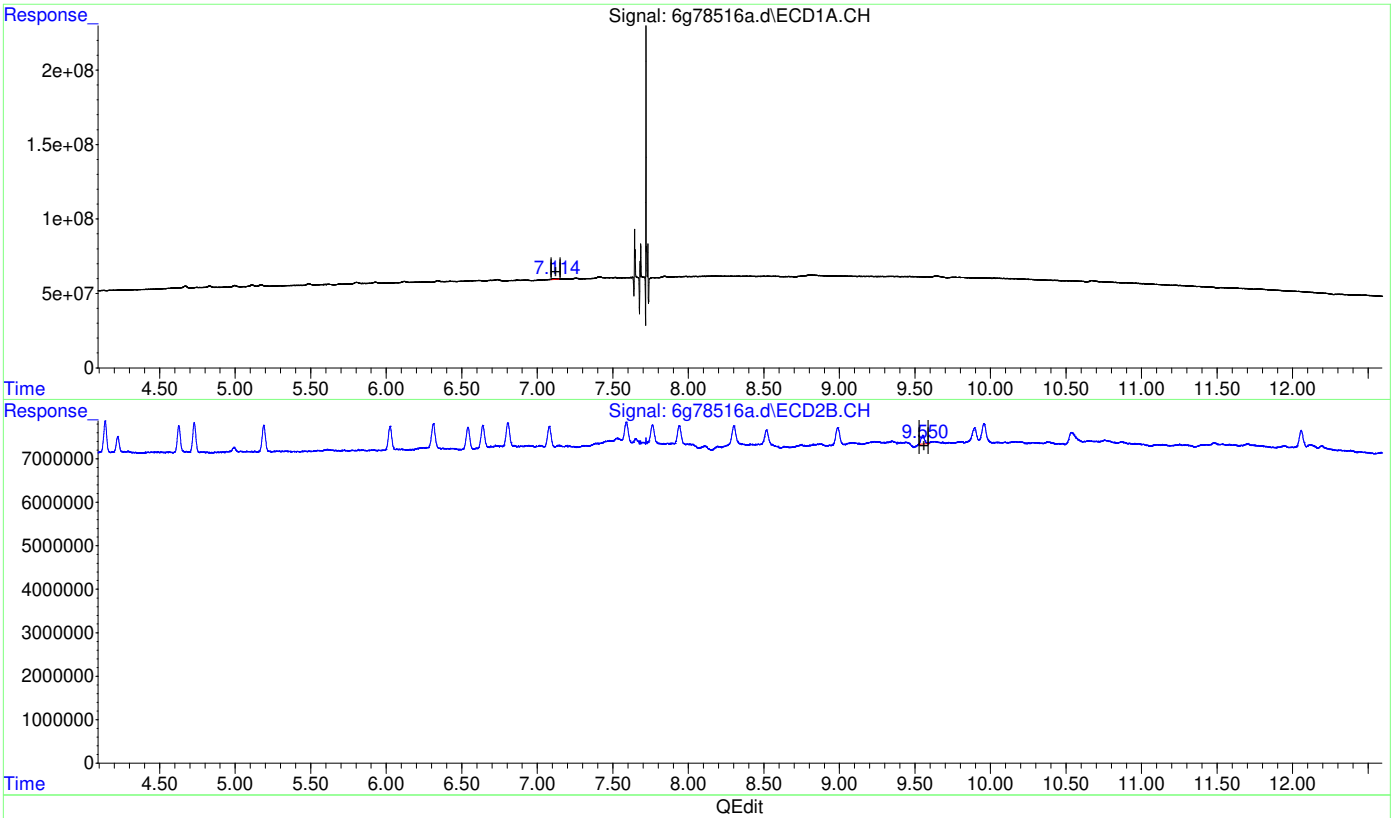

(23) Methoxychlor (A)

7.114min 1.286 PPB m

response 8197431

(23) Methoxychlor #2 (A)

9.550min 1.008 PPB m

response 3173635

(+) = Expected Retention Time
6PST2739.M Mon Jul 12 22:07:09 2021

Manual Integrations APPROVED (compounds with "m" flag)
Gwendolyn Burns 07/16/21 12:24

Quantitation Report (QT Reviewed)

Data Path : C:\msdchem\1\data\G6G2739\
Data File : 6g78517.d
Signal(s) : Signal #1: ECD1A.CH Signal #2: ECD2B.CH
Acq On : 18-Jun-21, 04:49:31
Operator : christp
Sample : ic2739-2
Misc : op33095,g6g2739,30,,,2,1
ALS Vial : 4 (Sig #1); 0 (Sig #2) Sample Multiplier: 1

Integration File signal 1: autoint1.e
Integration File signal 2: autoint2.e
Quant Time: Jun 23 00:40:36 2021
Quant Method : C:\MSDCHEM\1\METHODS\6PST2739.M
Quant Title : PEST/PCB
QLast Update : Wed Jun 09 04:17:10 2021
Response via : Initial Calibration
Integrator: ChemStation 6890 Scale Mode: Large solvent peaks clipped

Volume Inj. : 1ul
Signal #1 Phase : RTXCLP I Signal #2 Phase: RTX-CLP II
Signal #1 Info : 30mx.32mmx.32um Signal #2 Info : 30m x .32mm x .25um

	Compound	RT#1	RT#2	Resp#1	Resp#2	PPB	PPB
	Internal Standards						
1)	I 1-bromo-2...	1.835	2.183	705.9E6	423.9E6	50.000	50.000
	System Monitoring Compounds						
2)	SAB Tetrachlo...	2.416	3.022	16112634	14462811	2.176m	2.086m
	Spiked Amount 40.000	Range 30 - 150		Recovery =		5.44%#	5.21%#
26)	SA Decachlor...	9.643	12.056	33155157	12664911	1.920	2.332m
	Spiked Amount 40.000			Recovery =		4.80%	5.83%
	Target Compounds						
3)	hexachlor...	2.747	3.541	46323370	18747010	2.003	2.214m
4)	A alpha-BHC	2.885	3.702	44329376	21245347	2.232	2.029
5)	MA gamma-BHC	3.172	4.139	37644512	20164332	2.055	2.117
6)	MA Heptachlor	3.651	4.729	38826473	19920045	2.245	2.198
7)	B beta-BHC	3.244	4.222	15312367	10368426	2.035m	2.299
8)	B delta-BHC	3.420	4.627	40738968	17598030	2.399	2.170
9)	MB Aldrin	3.978	5.188	39244687	19473971	2.211	2.174
10)	alachlor	4.122	4.988	4709834	3043761	3.802m	2.529m#
11)	B Heptachlo...	4.672	6.024	39921457	18001828	2.208	2.176
12)	B gamma-Chl...	4.833	6.312	37223703	19379256	2.116	2.231
13)	B alpha-Chl...	4.996	6.541	37013334	17410967	2.185m	2.213
14)	A Endosulfan I	5.170	6.638	33091248	18013054	1.963	2.254
15)	B 4,4'-DDE	5.112	6.804	35425920	18167362	2.159	2.207
16)	MA Dieldrin	5.490	7.079	35812758	17009139	2.139	2.073
17)	MA Endrin	5.806	7.588	33551984	15526712	2.154	2.049
18)	A 4,4'-DDD	5.928	7.762	24899714	13977077	1.987m	2.106m
19)	B Endosulfa...	6.121	7.939	36920426	15337180	2.359	2.149
20)	MA 4,4'-DDT	6.341	8.302	27602393	13790488	2.138m	2.194m
21)	B Endrin Al...	6.733	8.516	20976578	12479944	1.777m	2.095m
22)	B Endosulfa...	7.409	8.989	28317964	14251333	2.117	2.216m
23)	A Methoxychlor	7.113	9.550	13280762	6850182	2.045m	2.163m
24)	Mirex	7.254	9.894	19698185	12537329	1.886m	2.051m
25)	B Endrin Ke...	7.840	9.956	29037777	15564295	2.033	2.135m
	Sum Toxaphene			0	0	N.D.	N.D.
	Average Toxaphene					0.000	0.000

SemiQuant Compounds - Not Calibrated on this Instrument

(f)=RT Delta > 1/2 Window (#)=Amounts differ by > 25% (m)=manual int.

11.6.2 11

Quantitation Report (QT Reviewed)

Data Path : C:\msdchem\1\data\G6G2739\
Data File : 6g78517.d
Signal(s) : Signal #1: ECD1A.CH Signal #2: ECD2B.CH
Acq On : 18-Jun-21, 04:49:31
Operator : christp
Sample : ic2739-2
Misc : op33095,g6g2739,30,,,2,1
ALS Vial : 4 (Sig #1); 0 (Sig #2) Sample Multiplier: 1

Integration File signal 1: autoint1.e
Integration File signal 2: autoint2.e
Quant Time: Jun 23 00:40:36 2021
Quant Method : C:\MSDCHEM\1\METHODS\6PST2739.M
Quant Title : PEST/PCB
QLast Update : Wed Jun 09 04:17:10 2021
Response via : Initial Calibration
Integrator: ChemStation 6890 Scale Mode: Large solvent peaks clipped

Volume Inj. : 1ul
Signal #1 Phase : RTXCLP I Signal #2 Phase: RTX-CLP II
Signal #1 Info : 30mx.32mmx.32um Signal #2 Info : 30m x .32mm x .25um

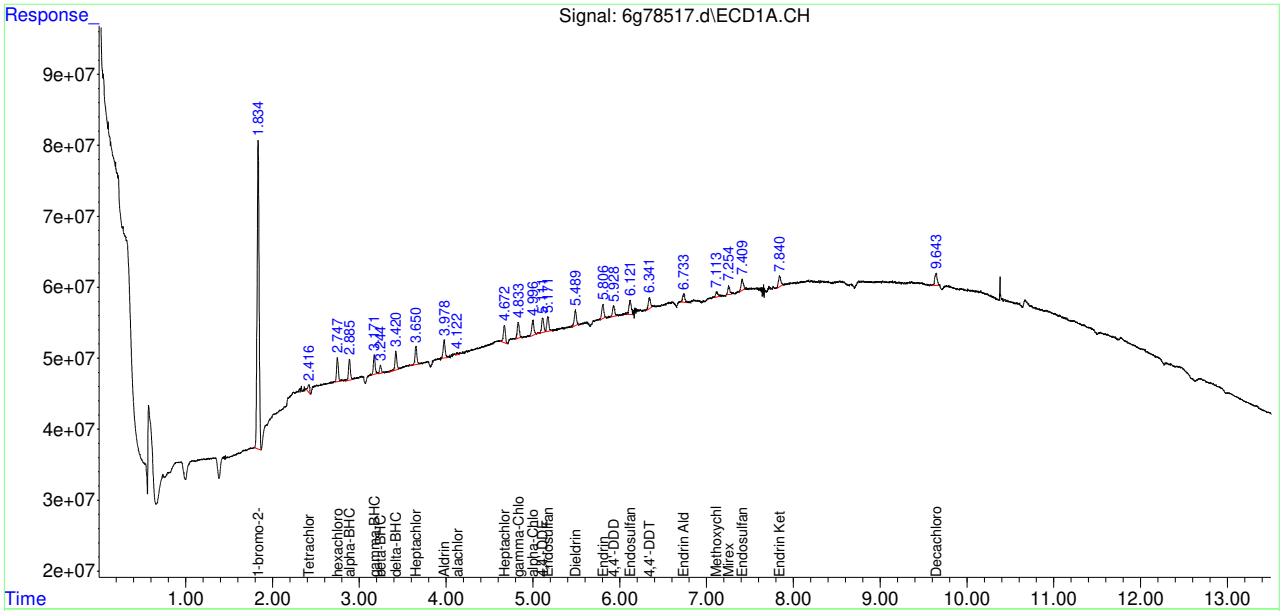

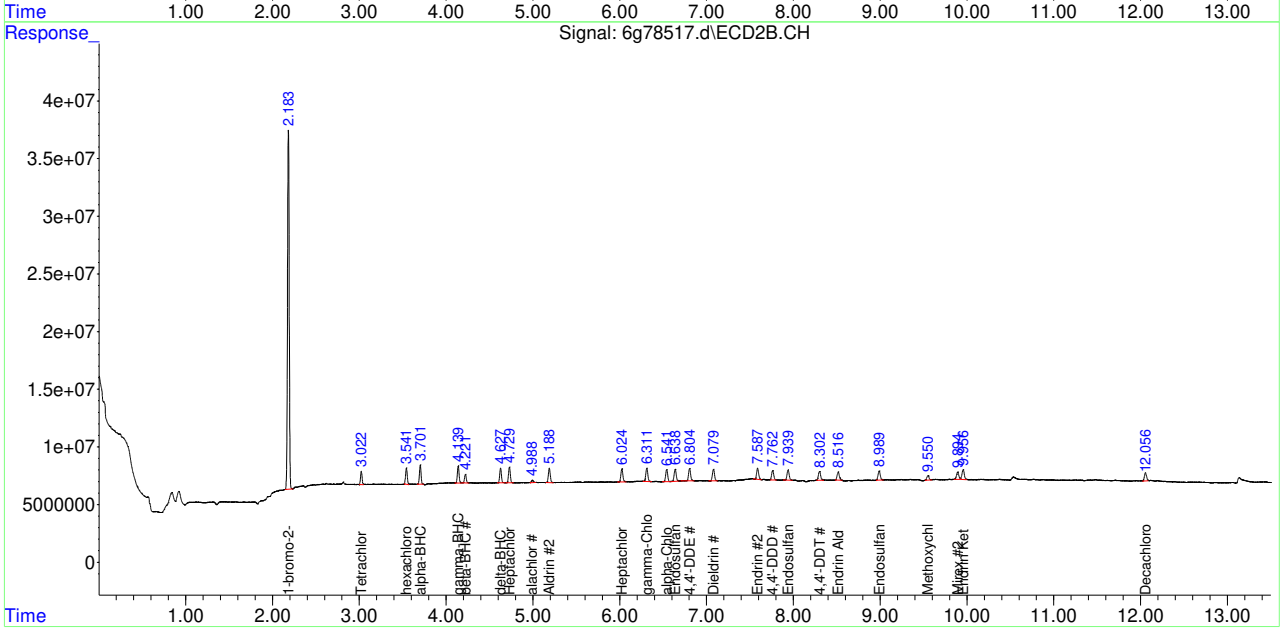

Manual Integration Approval Summary

Sample Number: G6G2739-IC2739
Lab FileID: 6G78517.D
Injection Time: 06/18/21 04:49
Method: EPA 608.3
Analyst approved: 07/08/21 04:48 Christine Phillips
Supervisor approved: 07/16/21 12:24 Gwendolyn Burns

Parameter	CAS	Sig#	R.T. (min.)	Reason
Tetrachloro-m-xylene	877-09-8	1	2.42	Poorly defined baseline
Tetrachloro-m-xylene	877-09-8	2	3.02	Poorly defined baseline
beta-BHC	319-85-7	1	3.24	Poorly defined baseline
alpha-Chlordane	5103-71-9	1	5.00	Poorly defined baseline
4,4'-DDD	72-54-8	1	5.93	Poorly defined baseline
4,4'-DDT	50-29-3	1	6.34	Poorly defined baseline
Endrin aldehyde	7421-93-4	1	6.73	Poorly defined baseline
Methoxychlor	72-43-5	1	7.11	Poorly defined baseline
Mirex	2385-85-5	1	7.25	Poorly defined baseline
4,4'-DDD	72-54-8	2	7.76	Poorly defined baseline
4,4'-DDT	50-29-3	2	8.30	Poorly defined baseline
Endrin aldehyde	7421-93-4	2	8.52	Poorly defined baseline
Endosulfan sulfate	1031-07-8	2	8.99	Poorly defined baseline
Methoxychlor	72-43-5	2	9.55	Poorly defined baseline
Mirex	2385-85-5	2	9.89	Poorly defined baseline
Endrin ketone	53494-70-5	2	9.96	Poorly defined baseline
Decachlorobiphenyl	2051-24-3	2	12.06	Poorly defined baseline

Quantitation Report (Qedit)

Data Path : C:\msdchem\1\data\G6G2739\
Data File : 6g78517.d
Signal(s) : Signal #1: ECD1A.CH Signal #2: ECD2B.CH
Acq On : 18-Jun-21, 04:49:31
Operator : christp
Sample : ic2739-2
Misc : op33095,g6g2739,30,,,2,1
ALS Vial : 4 (Sig #1); 0 (Sig #2) Sample Multiplier: 1

Integration File signal 1: autoint1.e
Integration File signal 2: autoint2.e
Quant Time: Jun 22 23:34:11 2021
Quant Method : C:\MSDCHEM\1\METHODS\6PST2739.M
Quant Title : PEST/PCB
QLast Update : Wed Jun 09 04:17:10 2021
Response via : Initial Calibration
Integrator: ChemStation 6890 Scale Mode: Large solvent peaks clipped

Volume Inj. : 1ul
Signal #1 Phase : RTXCLP I Signal #2 Phase: RTX-CLP II
Signal #1 Info : 30mx.32mmx.32um Signal #2 Info : 30m x .32mm x .25um

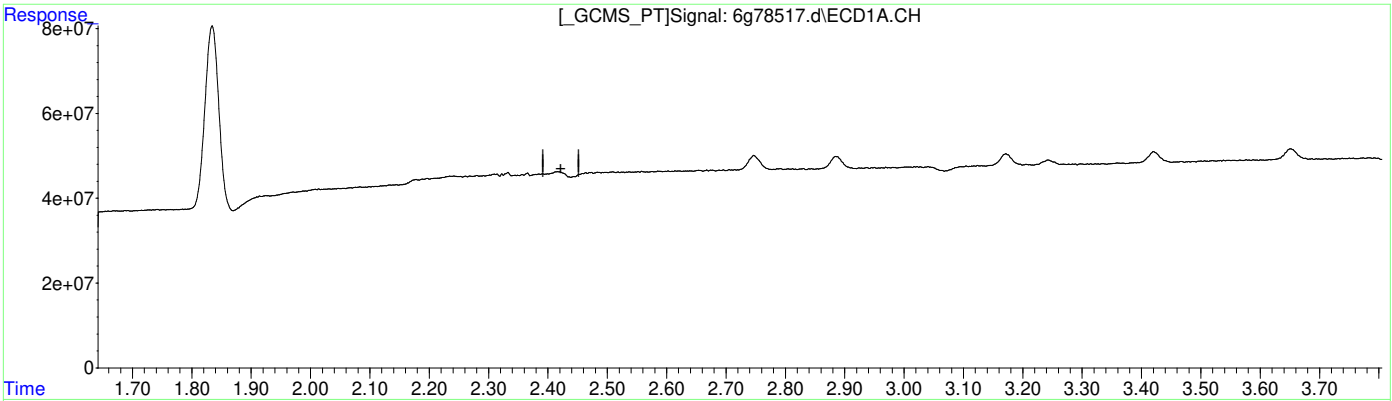

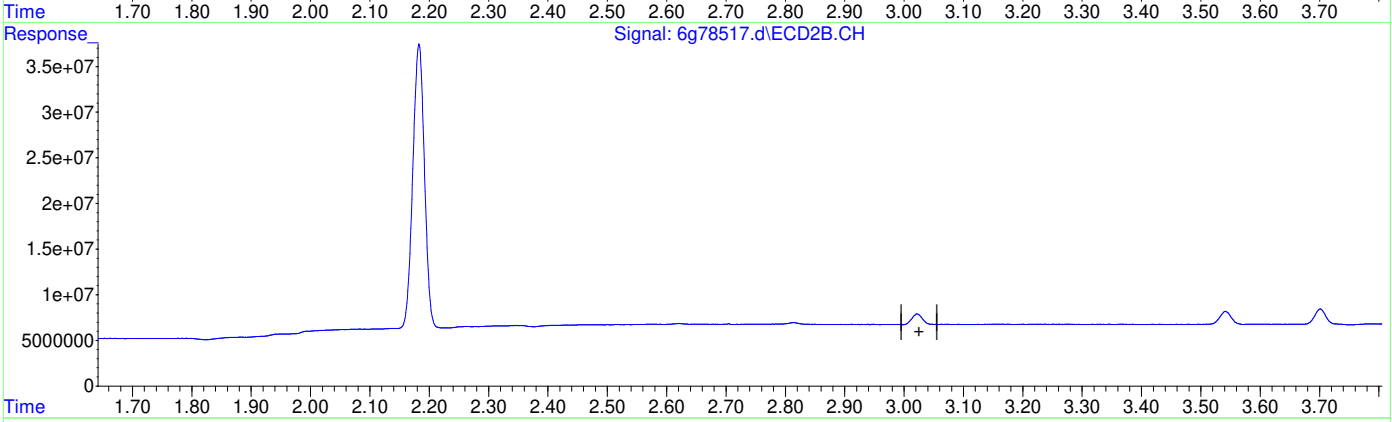

QEdit

(2) Tetrachloro-m-xylene (SAB)

2.274min 0.000 PPB m

response 0

(2) Tetrachloro-m-xylene #2 (SAB)

0.000min 0.000 PPB

response 0

(+) = Expected Retention Time
6PST2739.M Tue Jun 22 23:34:27 2021

Quantitation Report (Qedit)

Data Path : C:\msdchem\1\data\G6G2739\
Data File : 6g78517.d
Signal(s) : Signal #1: ECD1A.CH Signal #2: ECD2B.CH
Acq On : 18-Jun-21, 04:49:31
Operator : christp
Sample : ic2739-2
Misc : op33095,g6g2739,30,,,2,1
ALS Vial : 4 (Sig #1); 0 (Sig #2) Sample Multiplier: 1

Integration File signal 1: autoint1.e
Integration File signal 2: autoint2.e
Quant Time: Jun 22 23:34:11 2021
Quant Method : C:\MSDCHEM\1\METHODS\6PST2739.M
Quant Title : PEST/PCB
QLast Update : Wed Jun 09 04:17:10 2021
Response via : Initial Calibration
Integrator: ChemStation 6890 Scale Mode: Large solvent peaks clipped

Volume Inj. : 1ul
Signal #1 Phase : RTXCLP I Signal #2 Phase: RTX-CLP II
Signal #1 Info : 30mx.32mmx.32um Signal #2 Info : 30m x .32mm x .25um

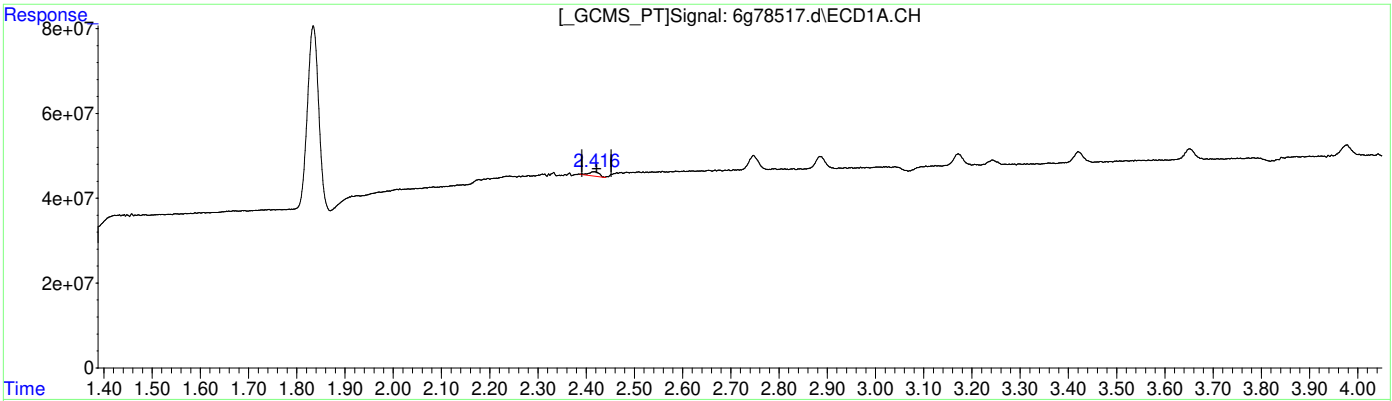

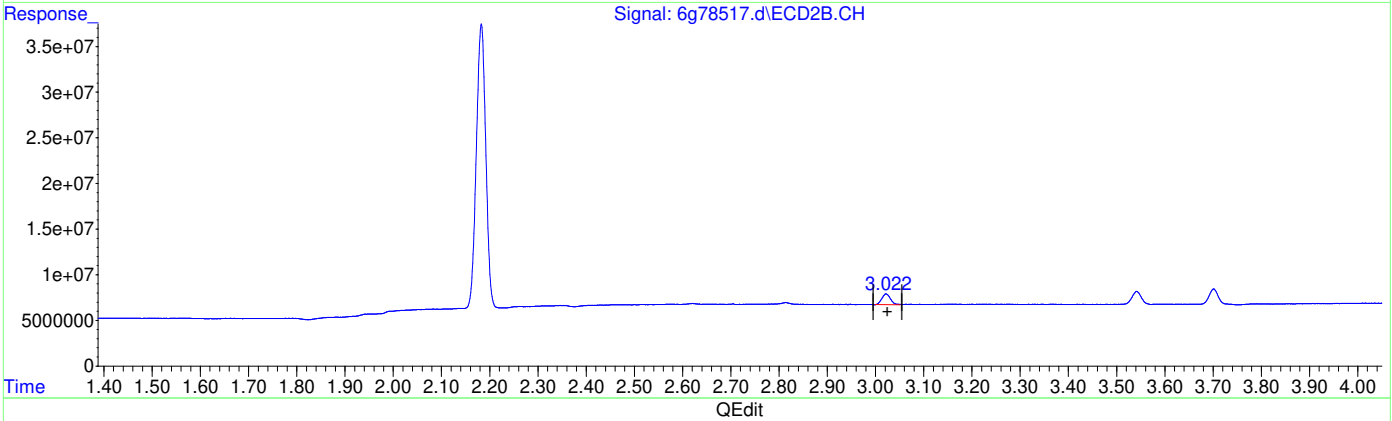

QEdit

(2) Tetrachloro-m-xylene (SAB)

2.416min 2.176 PPB m

response 16112634

(2) Tetrachloro-m-xylene #2 (SAB)

3.022min 2.086 PPB m

response 14462811

(+) = Expected Retention Time

Quantitation Report (Qedit)

Data Path : C:\msdchem\1\data\G6G2739\
Data File : 6g78517.d
Signal(s) : Signal #1: ECD1A.CH Signal #2: ECD2B.CH
Acq On : 18-Jun-21, 04:49:31
Operator : christp
Sample : ic2739-2
Misc : op33095,g6g2739,30,,,2,1
ALS Vial : 4 (Sig #1); 0 (Sig #2) Sample Multiplier: 1

Integration File signal 1: autoint1.e
Integration File signal 2: autoint2.e
Quant Time: Jun 22 23:34:11 2021
Quant Method : C:\MSDCHEM\1\METHODS\6PST2739.M
Quant Title : PEST/PCB
QLast Update : Wed Jun 09 04:17:10 2021
Response via : Initial Calibration
Integrator: ChemStation 6890 Scale Mode: Large solvent peaks clipped

Volume Inj. : 1ul
Signal #1 Phase : RTXCLP I Signal #2 Phase: RTX-CLP II
Signal #1 Info : 30mx.32mmx.32um Signal #2 Info : 30m x .32mm x .25um

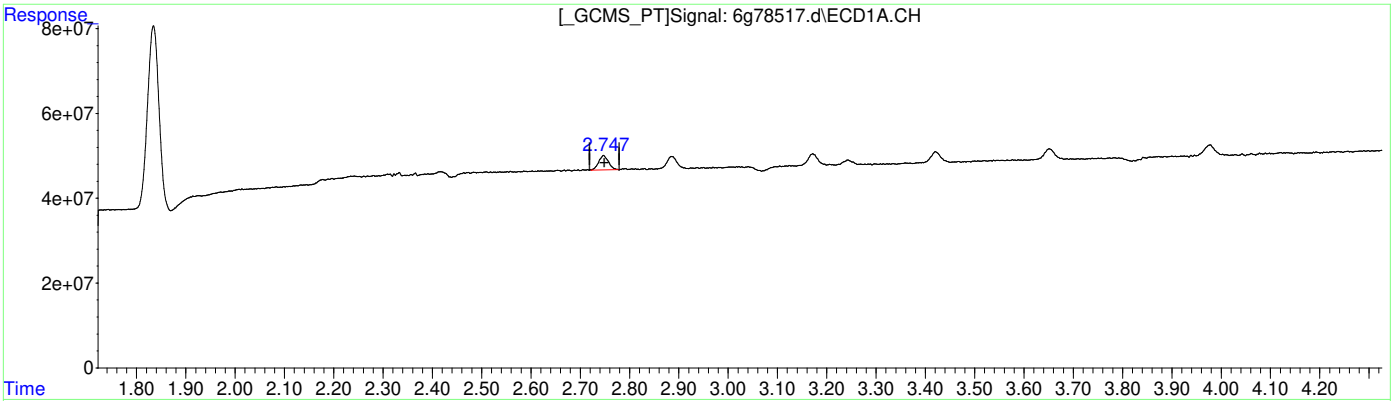

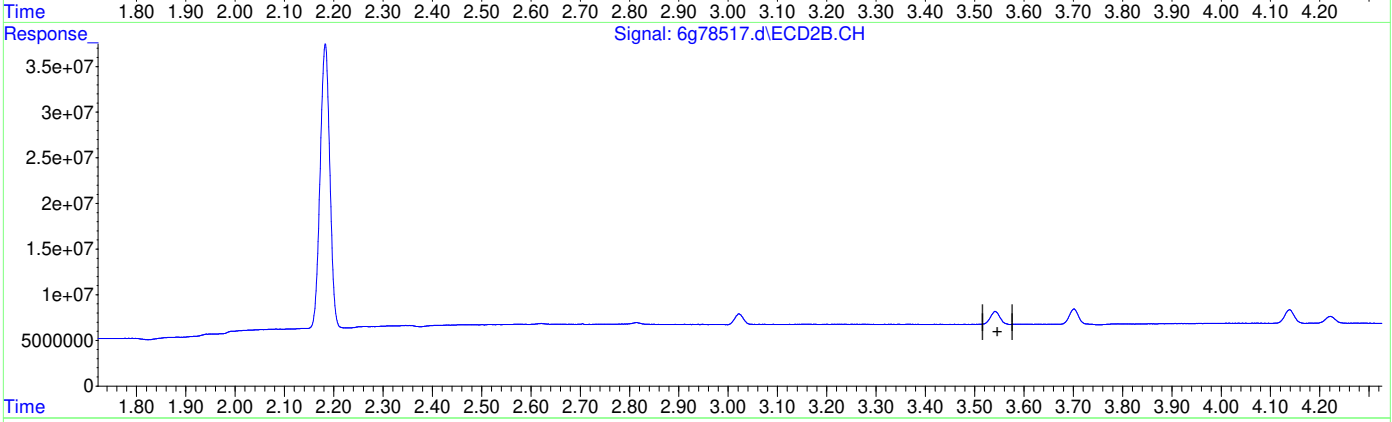

QEdit

(3) hexachlorobenzene

2.747min 2.003 PPB

response 46323370

(3) hexachlorobenzene #2

0.000min 0.000 PPB

response 0

(+) = Expected Retention Time

Quantitation Report (Qedit)

Data Path : C:\msdchem\1\data\G6G2739\
Data File : 6g78517.d
Signal(s) : Signal #1: ECD1A.CH Signal #2: ECD2B.CH
Acq On : 18-Jun-21, 04:49:31
Operator : christp
Sample : ic2739-2
Misc : op33095,g6g2739,30,,,2,1
ALS Vial : 4 (Sig #1); 0 (Sig #2) Sample Multiplier: 1

Integration File signal 1: autoint1.e
Integration File signal 2: autoint2.e
Quant Time: Jun 22 23:34:11 2021
Quant Method : C:\MSDCHEM\1\METHODS\6PST2739.M
Quant Title : PEST/PCB
QLast Update : Wed Jun 09 04:17:10 2021
Response via : Initial Calibration
Integrator: ChemStation 6890 Scale Mode: Large solvent peaks clipped

Volume Inj. : 1ul
Signal #1 Phase : RTXCLP I Signal #2 Phase: RTX-CLP II
Signal #1 Info : 30mx.32mmx.32um Signal #2 Info : 30m x .32mm x .25um

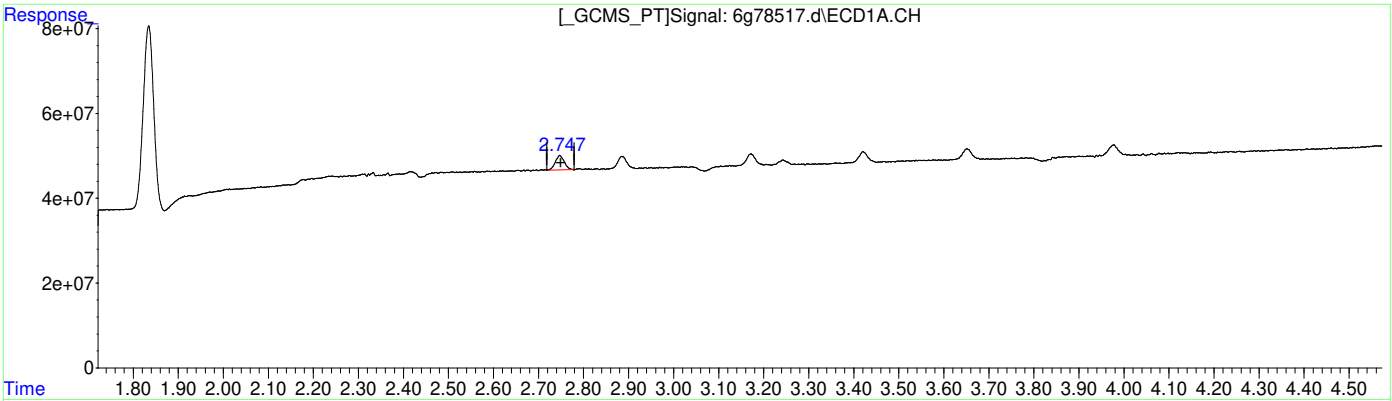

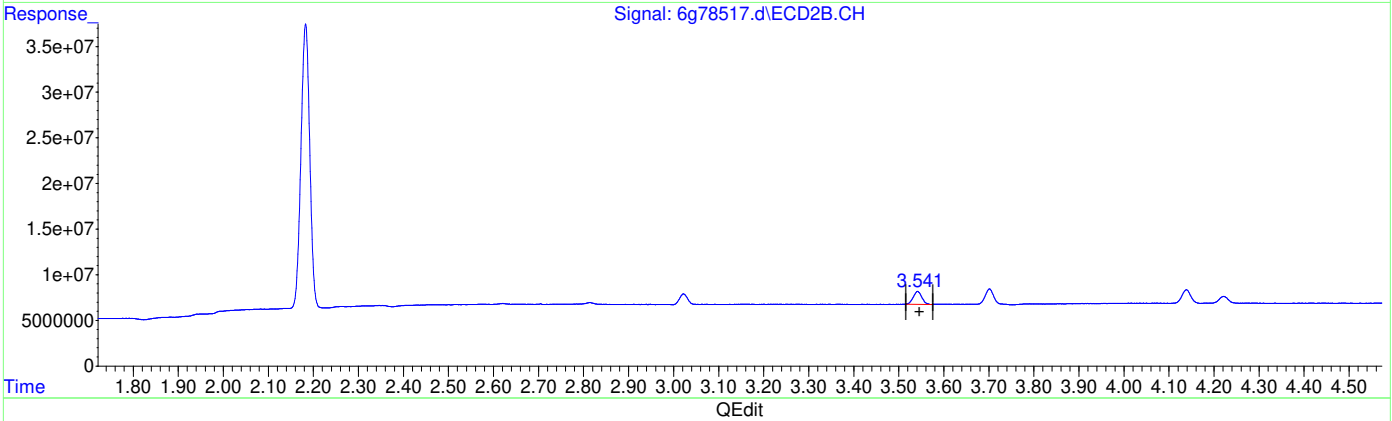

QEdit

(3) hexachlorobenzene

2.747min 2.003 PPB

response 46323370

(3) hexachlorobenzene #2

3.541min 2.214 PPB m

response 18747010

(+) = Expected Retention Time
6PST2739.M Tue Jun 22 23:36:58 2021

Quantitation Report (Qedit)

Data Path : C:\msdchem\1\data\G6G2739\
Data File : 6g78517.d
Signal(s) : Signal #1: ECD1A.CH Signal #2: ECD2B.CH
Acq On : 18-Jun-21, 04:49:31
Operator : christp
Sample : ic2739-2
Misc : op33095,g6g2739,30,,,2,1
ALS Vial : 4 (Sig #1); 0 (Sig #2) Sample Multiplier: 1

Integration File signal 1: autoint1.e
Integration File signal 2: autoint2.e
Quant Time: Jun 22 23:34:11 2021
Quant Method : C:\MSDCHEM\1\METHODS\6PST2739.M
Quant Title : PEST/PCB
QLast Update : Wed Jun 09 04:17:10 2021
Response via : Initial Calibration
Integrator: ChemStation 6890 Scale Mode: Large solvent peaks clipped

Volume Inj. : 1ul
Signal #1 Phase : RTXCLP I Signal #2 Phase: RTX-CLP II
Signal #1 Info : 30mx.32mmx.32um Signal #2 Info : 30m x .32mm x .25um

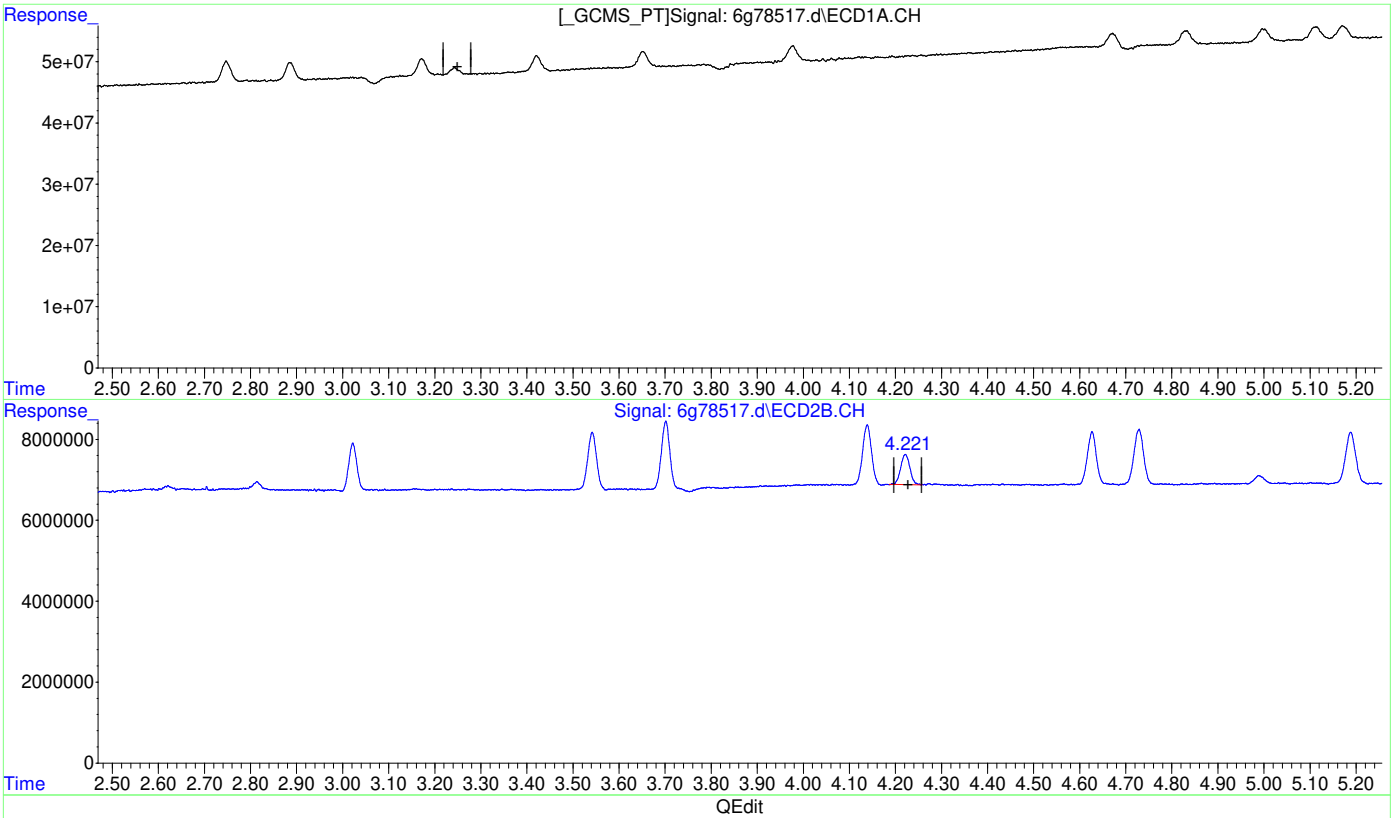

(7) beta-BHC (B)

3.244min 0.000 PPB m

response 0

(7) beta-BHC #2 (B)

4.222min 2.299 PPB

response 10368426

(+) = Expected Retention Time

6PST2739.M Tue Jun 22 23:37:16 2021

Quantitation Report (Qedit)

Data Path : C:\msdchem\1\data\G6G2739\
Data File : 6g78517.d
Signal(s) : Signal #1: ECD1A.CH Signal #2: ECD2B.CH
Acq On : 18-Jun-21, 04:49:31
Operator : christp
Sample : ic2739-2
Misc : op33095,g6g2739,30,,,2,1
ALS Vial : 4 (Sig #1); 0 (Sig #2) Sample Multiplier: 1

Integration File signal 1: autoint1.e
Integration File signal 2: autoint2.e
Quant Time: Jun 22 23:34:11 2021
Quant Method : C:\MSDCHEM\1\METHODS\6PST2739.M
Quant Title : PEST/PCB
QLast Update : Wed Jun 09 04:17:10 2021
Response via : Initial Calibration
Integrator: ChemStation 6890 Scale Mode: Large solvent peaks clipped

Volume Inj. : 1ul
Signal #1 Phase : RTXCLP I Signal #2 Phase: RTX-CLP II
Signal #1 Info : 30mx.32mmx.32um Signal #2 Info : 30m x .32mm x .25um

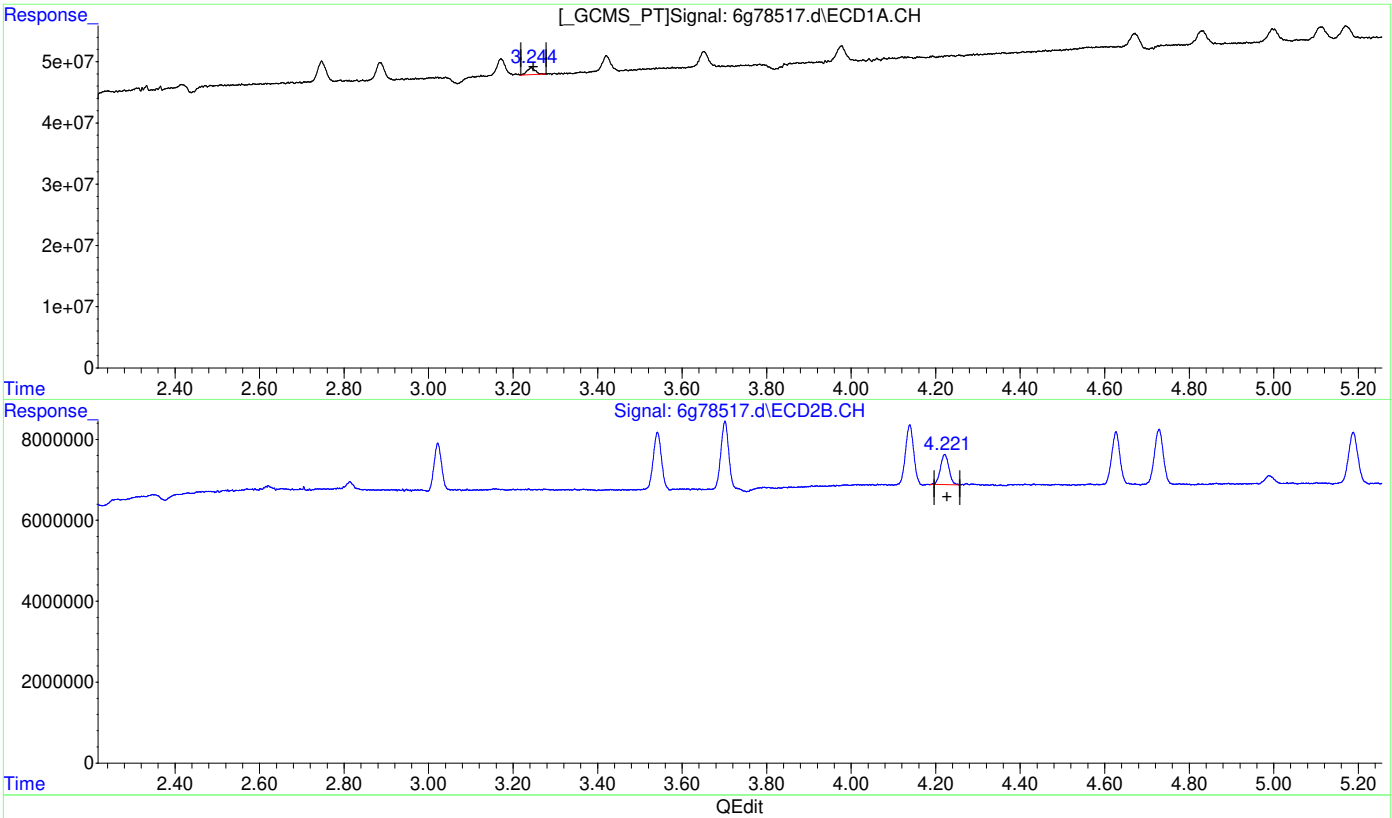

QEdit

(7) beta-BHC (B)

3.244min 2.035 PPB m

response 15312367

(7) beta-BHC #2 (B)

4.222min 2.299 PPB

response 10368426

(+) = Expected Retention Time

Quantitation Report (Qedit)

Data Path : C:\msdchem\1\data\G6G2739\
Data File : 6g78517.d
Signal(s) : Signal #1: ECD1A.CH Signal #2: ECD2B.CH
Acq On : 18-Jun-21, 04:49:31
Operator : christp
Sample : ic2739-2
Misc : op33095,g6g2739,30,,,2,1
ALS Vial : 4 (Sig #1); 0 (Sig #2) Sample Multiplier: 1

Integration File signal 1: autoint1.e
Integration File signal 2: autoint2.e
Quant Time: Jun 22 23:34:11 2021
Quant Method : C:\MSDCHEM\1\METHODS\6PST2739.M
Quant Title : PEST/PCB
QLast Update : Wed Jun 09 04:17:10 2021
Response via : Initial Calibration
Integrator: ChemStation 6890 Scale Mode: Large solvent peaks clipped

Volume Inj. : 1ul
Signal #1 Phase : RTXCLP I Signal #2 Phase: RTX-CLP II
Signal #1 Info : 30mx.32mmx.32um Signal #2 Info : 30m x .32mm x .25um

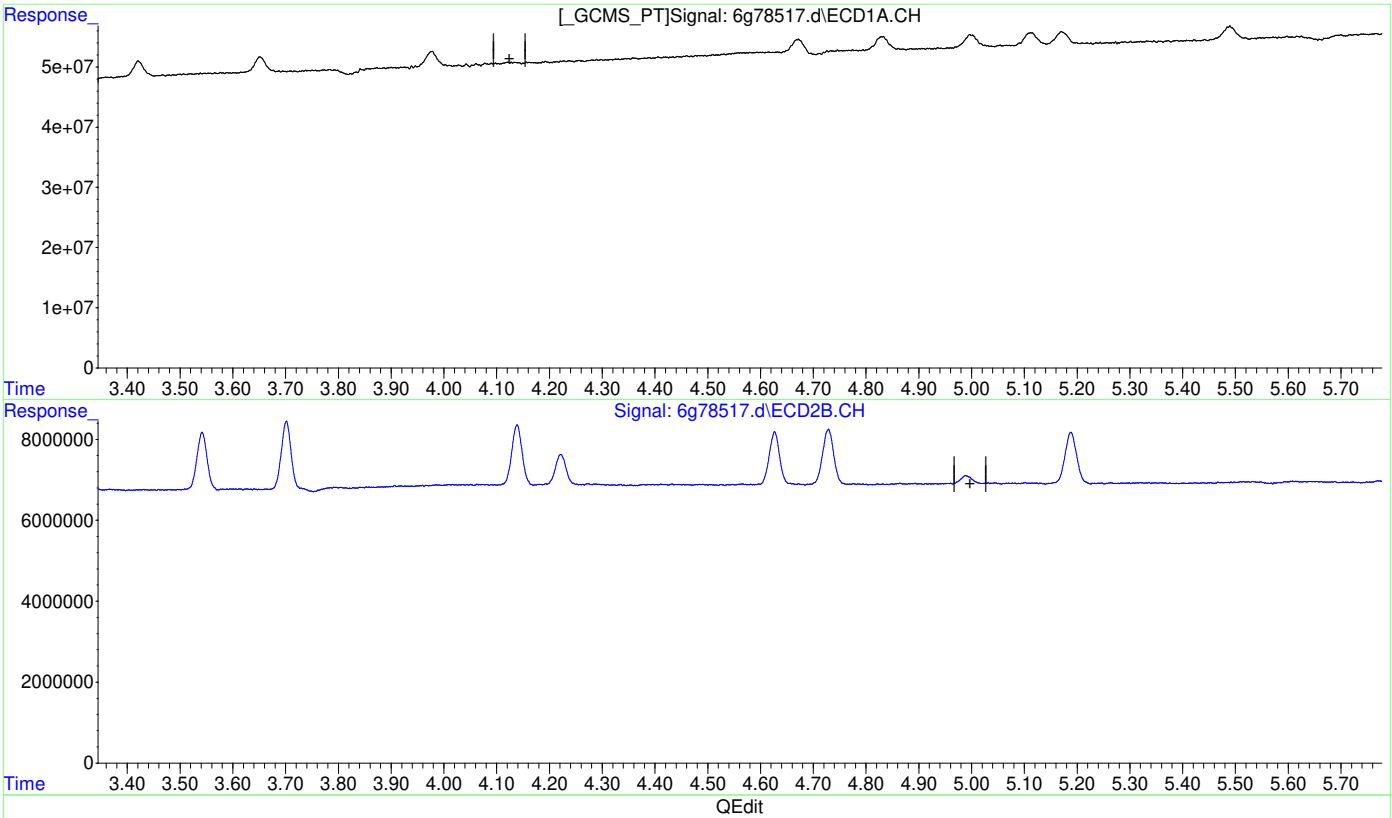

QEdit

(10) alachlor

4.078min 0.000 PPB m

response 0

(10) alachlor #2

0.000min 0.000 PPB

response 0

(+) = Expected Retention Time
6PST2739.M Tue Jun 22 23:37:38 2021 Page: 1

Quantitation Report (Qedit)

Data Path : C:\msdchem\1\data\G6G2739\
Data File : 6g78517.d
Signal(s) : Signal #1: ECD1A.CH Signal #2: ECD2B.CH
Acq On : 18-Jun-21, 04:49:31
Operator : christp
Sample : ic2739-2
Misc : op33095,g6g2739,30,,,2,1
ALS Vial : 4 (Sig #1); 0 (Sig #2) Sample Multiplier: 1

Integration File signal 1: autoint1.e
Integration File signal 2: autoint2.e
Quant Time: Jun 22 23:34:11 2021
Quant Method : C:\MSDCHEM\1\METHODS\6PST2739.M
Quant Title : PEST/PCB
QLast Update : Wed Jun 09 04:17:10 2021
Response via : Initial Calibration
Integrator: ChemStation 6890 Scale Mode: Large solvent peaks clipped

Volume Inj. : 1ul
Signal #1 Phase : RTXCLP I Signal #2 Phase: RTX-CLP II
Signal #1 Info : 30mx.32mmx.32um Signal #2 Info : 30m x .32mm x .25um

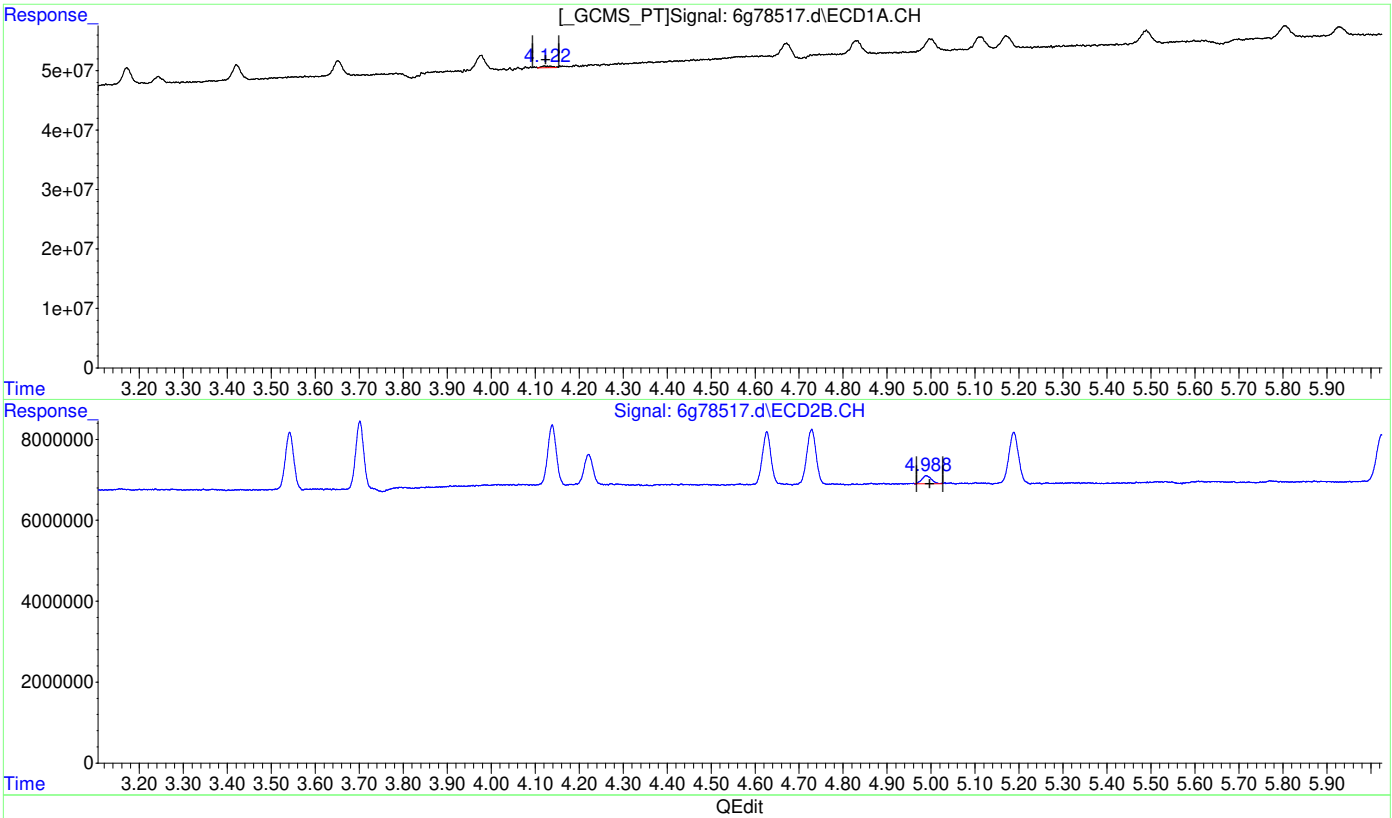

QEdit

(10) alachlor

4.122min 3.802 PPB m

response 4709834

(10) alachlor #2

4.988min 2.529 PPB m

response 3043761

(+) = Expected Retention Time

Quantitation Report (Qedit)

Data Path : C:\msdchem\1\data\G6G2739\
Data File : 6g78517.d
Signal(s) : Signal #1: ECD1A.CH Signal #2: ECD2B.CH
Acq On : 18-Jun-21, 04:49:31
Operator : christp
Sample : ic2739-2
Misc : op33095,g6g2739,30,,,2,1
ALS Vial : 4 (Sig #1); 0 (Sig #2) Sample Multiplier: 1

Integration File signal 1: autoint1.e
Integration File signal 2: autoint2.e
Quant Time: Jun 22 23:34:11 2021
Quant Method : C:\MSDCHEM\1\METHODS\6PST2739.M
Quant Title : PEST/PCB
QLast Update : Wed Jun 09 04:17:10 2021
Response via : Initial Calibration
Integrator: ChemStation 6890 Scale Mode: Large solvent peaks clipped

Volume Inj. : 1ul
Signal #1 Phase : RTXCLP I Signal #2 Phase: RTX-CLP II
Signal #1 Info : 30mx.32mmx.32um Signal #2 Info : 30m x .32mm x .25um

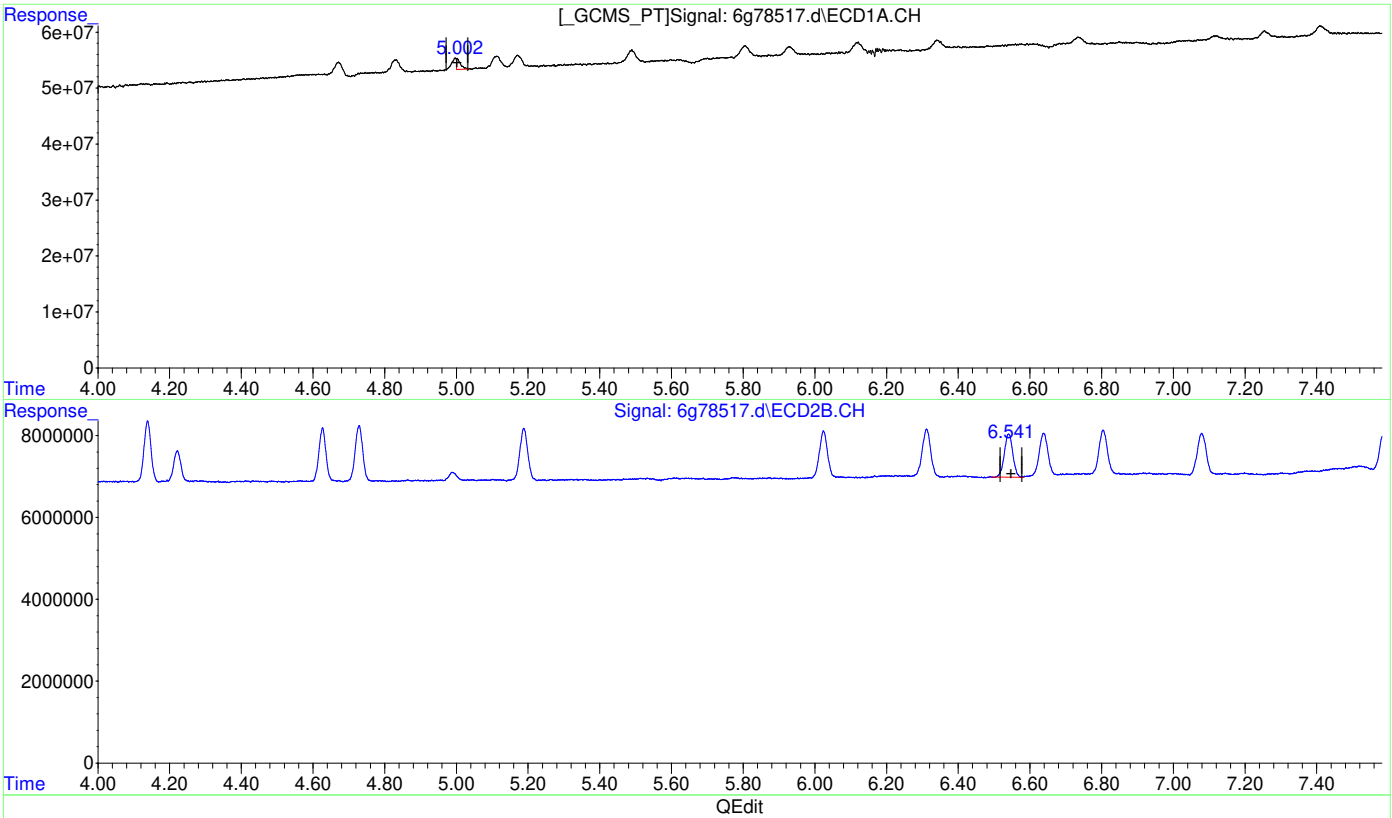

QEdit

(13) alpha-Chlordane (B)

5.002min 0.926 PPB

response 15690702

(13) alpha-Chlordane #2 (B)

6.541min 2.213 PPB

response 17410967

(+) = Expected Retention Time
6PST2739.M Tue Jun 22 23:39:16 2021

Quantitation Report (Qedit)

Data Path : C:\msdchem\1\data\G6G2739\
Data File : 6g78517.d
Signal(s) : Signal #1: ECD1A.CH Signal #2: ECD2B.CH
Acq On : 18-Jun-21, 04:49:31
Operator : christp
Sample : ic2739-2
Misc : op33095,g6g2739,30,,,2,1
ALS Vial : 4 (Sig #1); 0 (Sig #2) Sample Multiplier: 1

Integration File signal 1: autoint1.e
Integration File signal 2: autoint2.e
Quant Time: Jun 22 23:34:11 2021
Quant Method : C:\MSDCHEM\1\METHODS\6PST2739.M
Quant Title : PEST/PCB
QLast Update : Wed Jun 09 04:17:10 2021
Response via : Initial Calibration
Integrator: ChemStation 6890 Scale Mode: Large solvent peaks clipped

Volume Inj. : 1ul
Signal #1 Phase : RTXCLP I Signal #2 Phase: RTX-CLP II
Signal #1 Info : 30mx.32mmx.32um Signal #2 Info : 30m x .32mm x .25um

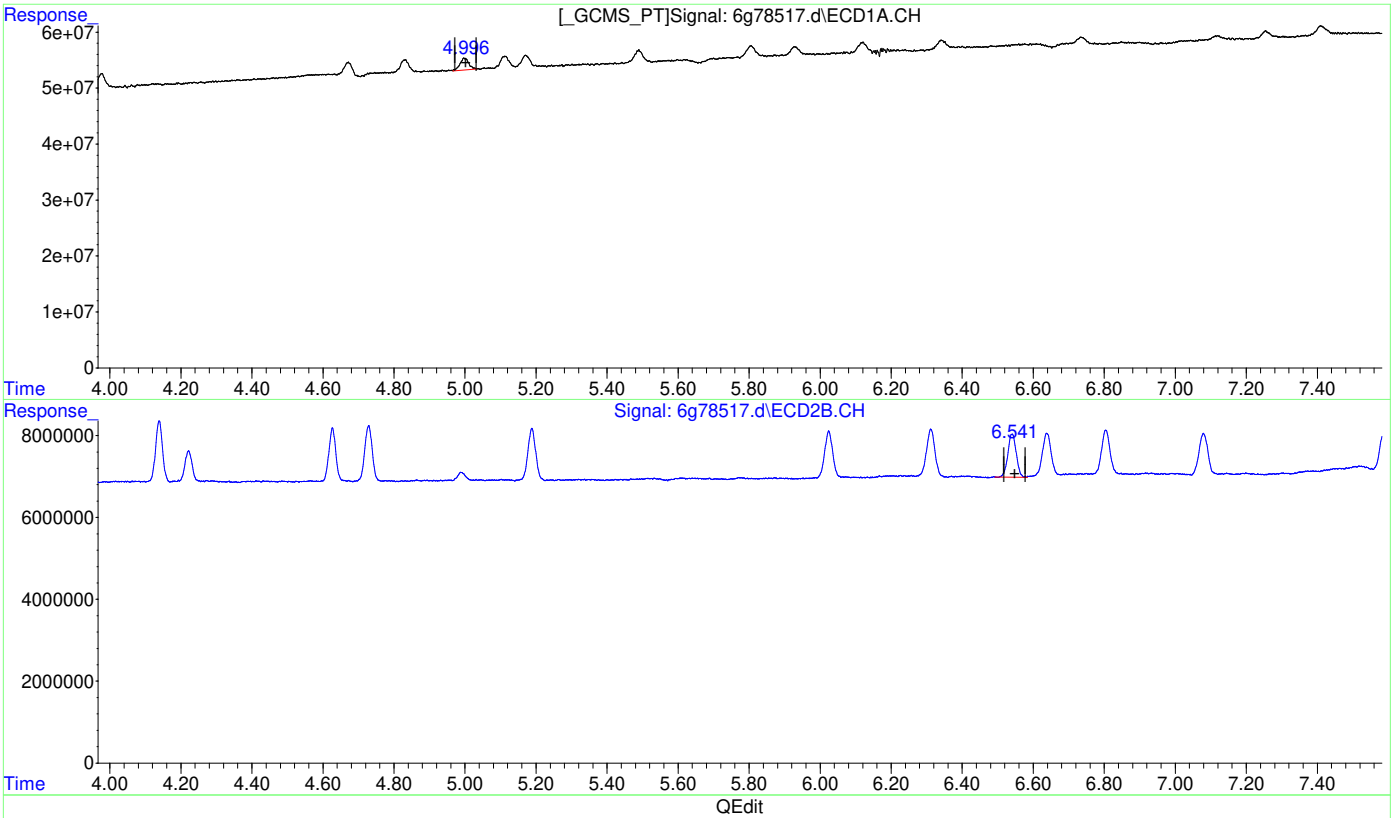

(13) alpha-Chlordane (B)

4.996min 2.185 PPB m

response 37013334

(13) alpha-Chlordane #2 (B)

6.541min 2.213 PPB

response 17410967

(+) = Expected Retention Time
6PST2739.M Tue Jun 22 23:39:31 2021

Quantitation Report (Qedit)

Data Path : C:\msdchem\1\data\G6G2739\
Data File : 6g78517.d
Signal(s) : Signal #1: ECD1A.CH Signal #2: ECD2B.CH
Acq On : 18-Jun-21, 04:49:31
Operator : christp
Sample : ic2739-2
Misc : op33095,g6g2739,30,,,2,1
ALS Vial : 4 (Sig #1); 0 (Sig #2) Sample Multiplier: 1

Integration File signal 1: autoint1.e
Integration File signal 2: autoint2.e
Quant Time: Jun 22 23:34:11 2021
Quant Method : C:\MSDCHEM\1\METHODS\6PST2739.M
Quant Title : PEST/PCB
QLast Update : Wed Jun 09 04:17:10 2021
Response via : Initial Calibration
Integrator: ChemStation 6890 Scale Mode: Large solvent peaks clipped

Volume Inj. : 1ul
Signal #1 Phase : RTXCLP I Signal #2 Phase: RTX-CLP II
Signal #1 Info : 30mx.32mmx.32um Signal #2 Info : 30m x .32mm x .25um

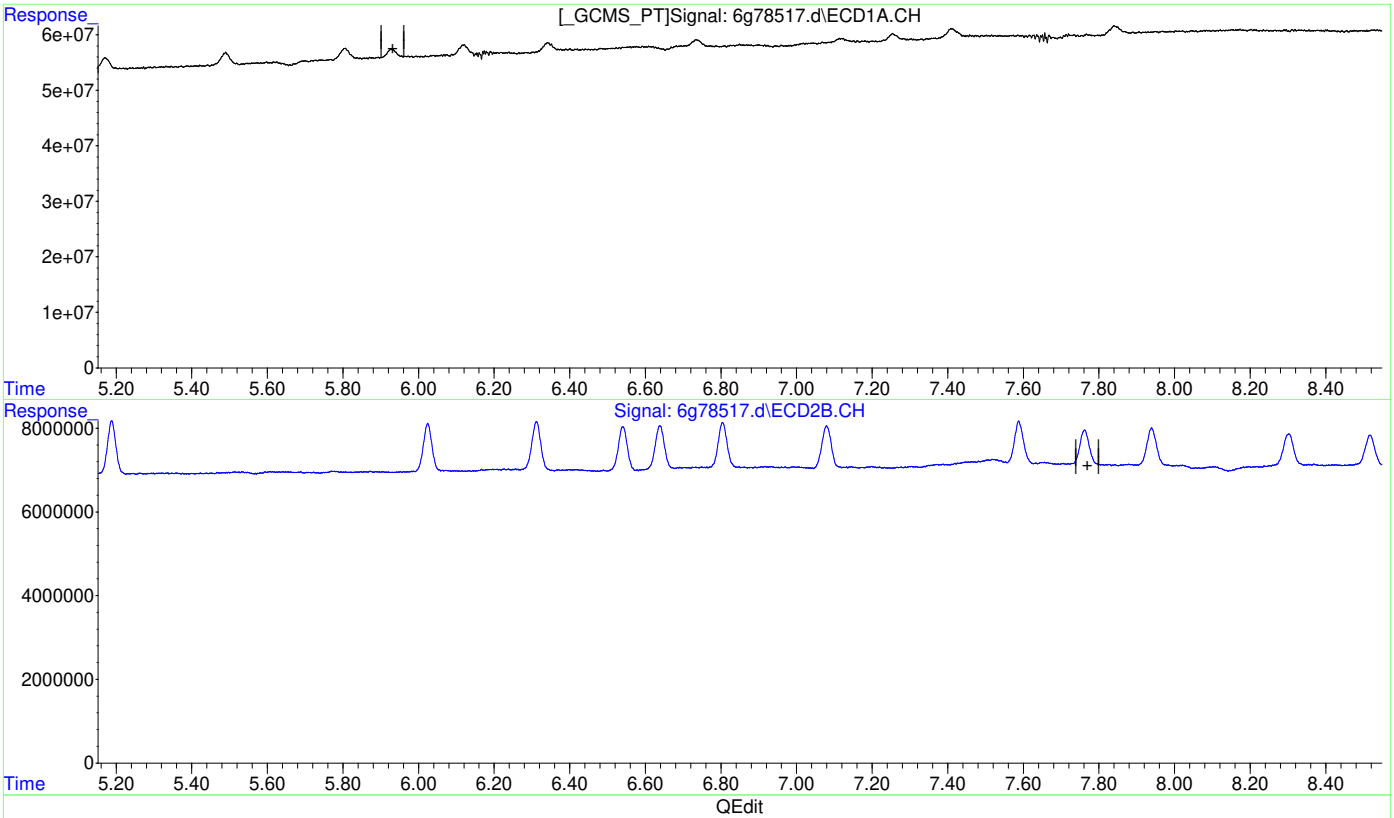

(18) 4,4'-DDD (A)

5.982min 0.000 PPB m

response 0

(18) 4,4'-DDD #2 (A)

0.000min 0.000 PPB

response 0

(+) = Expected Retention Time
6PST2739.M Tue Jun 22 23:39:44 2021

Quantitation Report (Qedit)

Data Path : C:\msdchem\1\data\G6G2739\
Data File : 6g78517.d
Signal(s) : Signal #1: ECD1A.CH Signal #2: ECD2B.CH
Acq On : 18-Jun-21, 04:49:31
Operator : christp
Sample : ic2739-2
Misc : op33095,g6g2739,30,,,2,1
ALS Vial : 4 (Sig #1); 0 (Sig #2) Sample Multiplier: 1

Integration File signal 1: autoint1.e
Integration File signal 2: autoint2.e
Quant Time: Jun 22 23:34:11 2021
Quant Method : C:\MSDCHEM\1\METHODS\6PST2739.M
Quant Title : PEST/PCB
QLast Update : Wed Jun 09 04:17:10 2021
Response via : Initial Calibration
Integrator: ChemStation 6890 Scale Mode: Large solvent peaks clipped

Volume Inj. : 1ul
Signal #1 Phase : RTXCLP I Signal #2 Phase: RTX-CLP II
Signal #1 Info : 30mx.32mmx.32um Signal #2 Info : 30m x .32mm x .25um

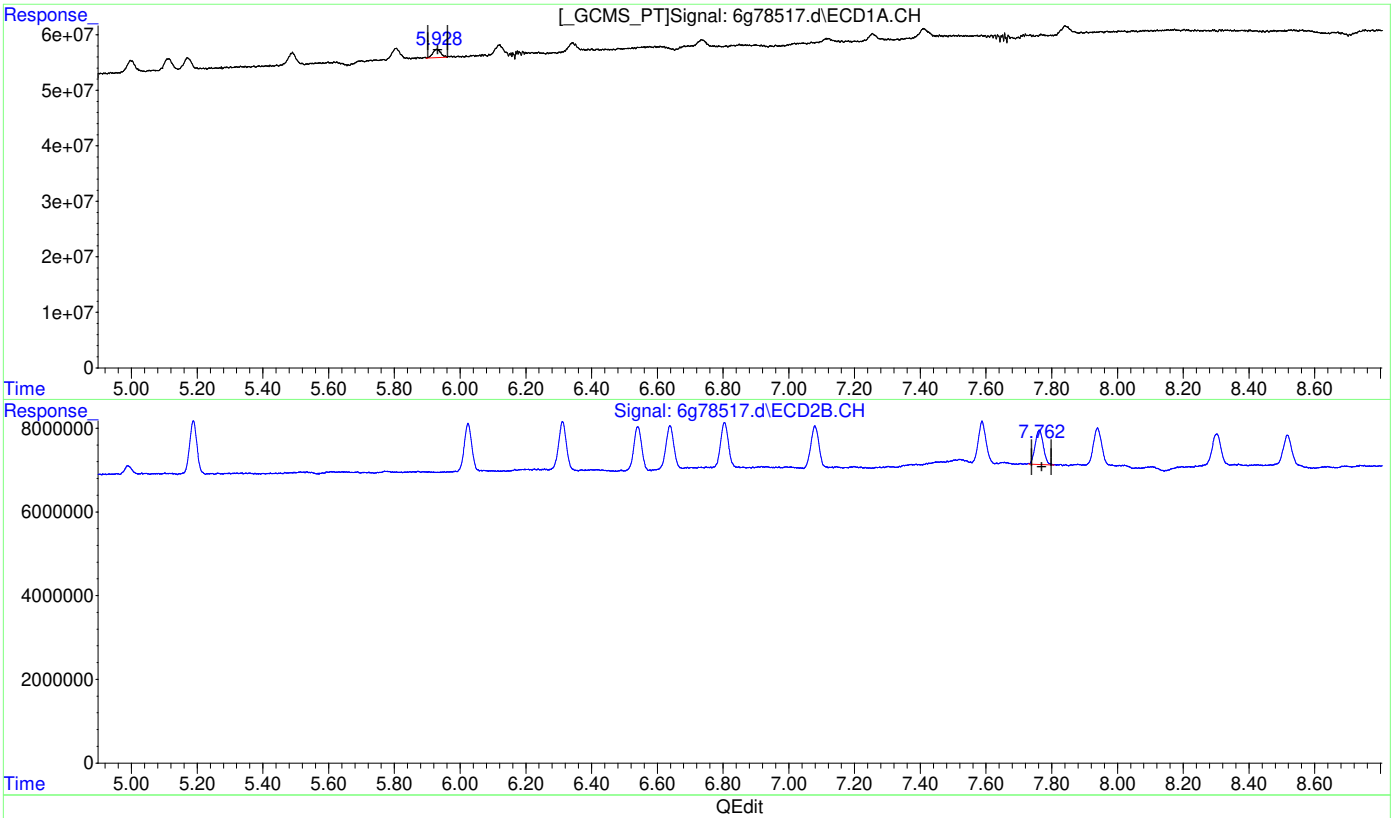

QEdit

(18) 4,4'-DDD (A)

5.928min 1.987 PPB m

response 24899714

(18) 4,4'-DDD #2 (A)

7.762min 2.106 PPB m

response 13977077

(+) = Expected Retention Time

Quantitation Report (Qedit)

Data Path : C:\msdchem\1\data\G6G2739\
Data File : 6g78517.d
Signal(s) : Signal #1: ECD1A.CH Signal #2: ECD2B.CH
Acq On : 18-Jun-21, 04:49:31
Operator : christp
Sample : ic2739-2
Misc : op33095,g6g2739,30,,,2,1
ALS Vial : 4 (Sig #1); 0 (Sig #2) Sample Multiplier: 1

Integration File signal 1: autoint1.e
Integration File signal 2: autoint2.e
Quant Time: Jun 22 23:34:11 2021
Quant Method : C:\MSDCHEM\1\METHODS\6PST2739.M
Quant Title : PEST/PCB
QLast Update : Wed Jun 09 04:17:10 2021
Response via : Initial Calibration
Integrator: ChemStation 6890 Scale Mode: Large solvent peaks clipped

Volume Inj. : 1ul
Signal #1 Phase : RTXCLP I Signal #2 Phase: RTX-CLP II
Signal #1 Info : 30mx.32mmx.32um Signal #2 Info : 30m x .32mm x .25um

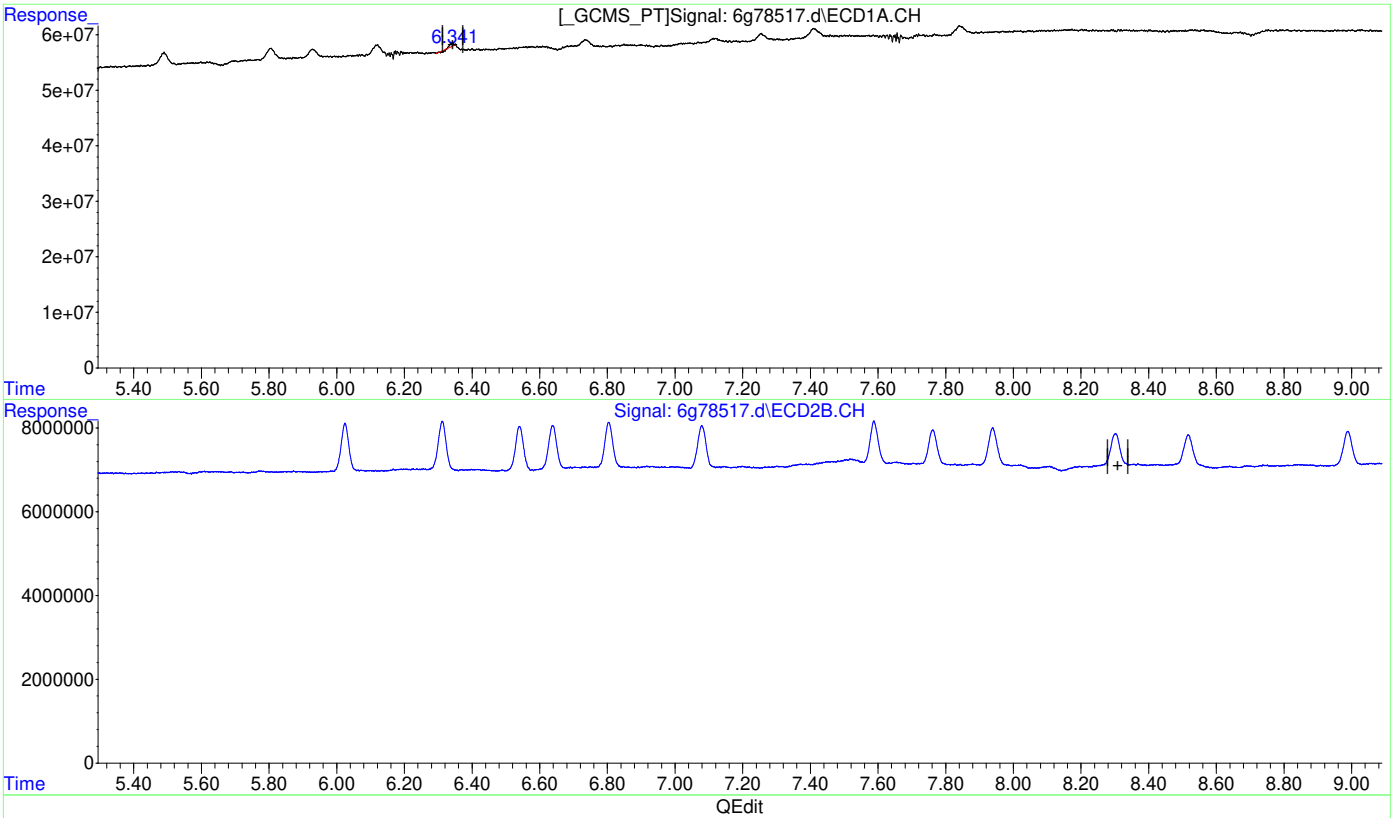

(20) 4,4'-DDT (MA)

6.341min 0.263 PPB

response 3392409

(20) 4,4'-DDT #2 (MA)

0.000min 0.000 PPB

response 0

(+) = Expected Retention Time
6PST2739.M Tue Jun 22 23:40:16 2021

Quantitation Report (Qedit)

Data Path : C:\msdchem\1\data\G6G2739\
Data File : 6g78517.d
Signal(s) : Signal #1: ECD1A.CH Signal #2: ECD2B.CH
Acq On : 18-Jun-21, 04:49:31
Operator : christp
Sample : ic2739-2
Misc : op33095,g6g2739,30,,,2,1
ALS Vial : 4 (Sig #1); 0 (Sig #2) Sample Multiplier: 1

Integration File signal 1: autoint1.e
Integration File signal 2: autoint2.e
Quant Time: Jun 22 23:34:11 2021
Quant Method : C:\MSDCHEM\1\METHODS\6PST2739.M
Quant Title : PEST/PCB
QLast Update : Wed Jun 09 04:17:10 2021
Response via : Initial Calibration
Integrator: ChemStation 6890 Scale Mode: Large solvent peaks clipped

Volume Inj. : 1ul
Signal #1 Phase : RTXCLP I Signal #2 Phase: RTX-CLP II
Signal #1 Info : 30mx.32mmx.32um Signal #2 Info : 30m x .32mm x .25um

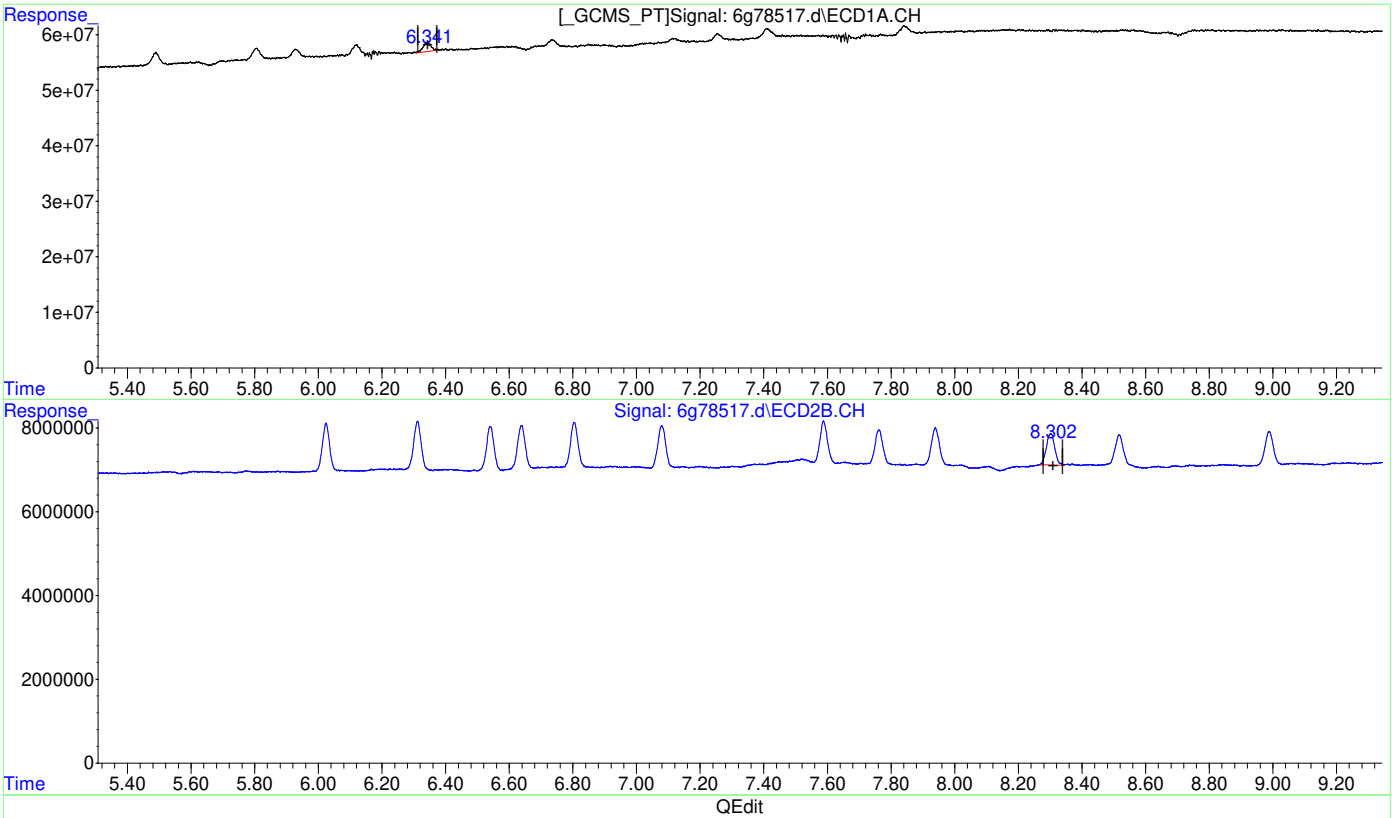

(20) 4,4'-DDT (MA)

6.341min 2.138 PPB m

response 27602393

(20) 4,4'-DDT #2 (MA)

8.302min 2.194 PPB m

response 13790488

(+) = Expected Retention Time
6PST2739.M Tue Jun 22 23:40:39 2021

Quantitation Report (Qedit)

Data Path : C:\msdchem\1\data\G6G2739\
Data File : 6g78517.d
Signal(s) : Signal #1: ECD1A.CH Signal #2: ECD2B.CH
Acq On : 18-Jun-21, 04:49:31
Operator : christp
Sample : ic2739-2
Misc : op33095,g6g2739,30,,,2,1
ALS Vial : 4 (Sig #1); 0 (Sig #2) Sample Multiplier: 1

Integration File signal 1: autoint1.e
Integration File signal 2: autoint2.e
Quant Time: Jun 22 23:34:11 2021
Quant Method : C:\MSDCHEM\1\METHODS\6PST2739.M
Quant Title : PEST/PCB
QLast Update : Wed Jun 09 04:17:10 2021
Response via : Initial Calibration
Integrator: ChemStation 6890 Scale Mode: Large solvent peaks clipped

Volume Inj. : 1ul
Signal #1 Phase : RTXCLP I Signal #2 Phase: RTX-CLP II
Signal #1 Info : 30mx.32mmx.32um Signal #2 Info : 30m x .32mm x .25um

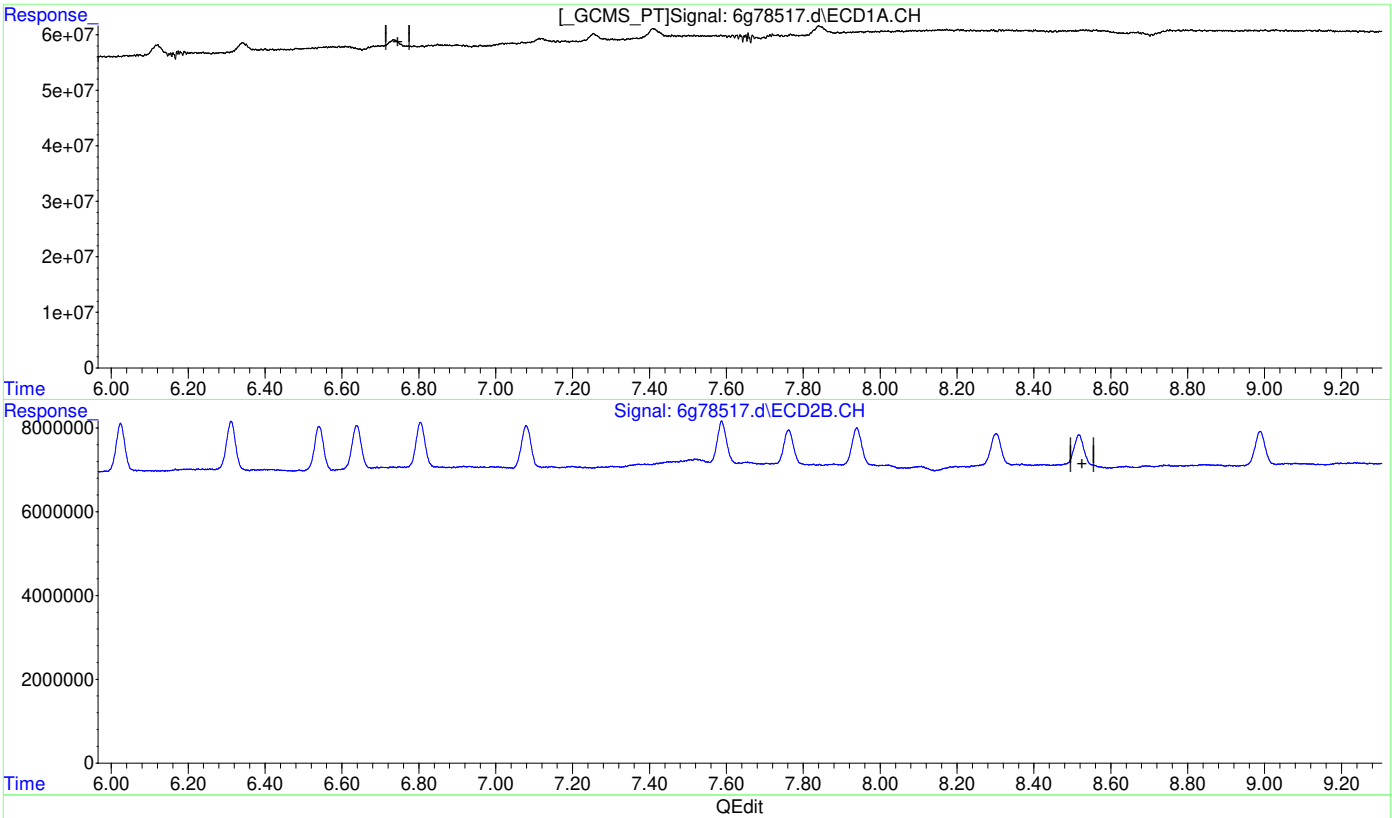

(21) Endrin Aldehyde (B)

6.450min 0.000 PPB m

response 0

(21) Endrin Aldehyde #2 (B)

0.000min 0.000 PPB

response 0

(+) = Expected Retention Time

6PST2739.M Tue Jun 22 23:40:49 2021 Page: 1

Quantitation Report (Qedit)

Data Path : C:\msdchem\1\data\G6G2739\
Data File : 6g78517.d
Signal(s) : Signal #1: ECD1A.CH Signal #2: ECD2B.CH
Acq On : 18-Jun-21, 04:49:31
Operator : christp
Sample : ic2739-2
Misc : op33095,g6g2739,30,,,2,1
ALS Vial : 4 (Sig #1); 0 (Sig #2) Sample Multiplier: 1

Integration File signal 1: autoint1.e
Integration File signal 2: autoint2.e
Quant Time: Jun 22 23:34:11 2021
Quant Method : C:\MSDCHEM\1\METHODS\6PST2739.M
Quant Title : PEST/PCB
QLast Update : Wed Jun 09 04:17:10 2021
Response via : Initial Calibration
Integrator: ChemStation 6890 Scale Mode: Large solvent peaks clipped

Volume Inj. : 1ul
Signal #1 Phase : RTXCLP I Signal #2 Phase: RTX-CLP II
Signal #1 Info : 30mx.32mmx.32um Signal #2 Info : 30m x .32mm x .25um

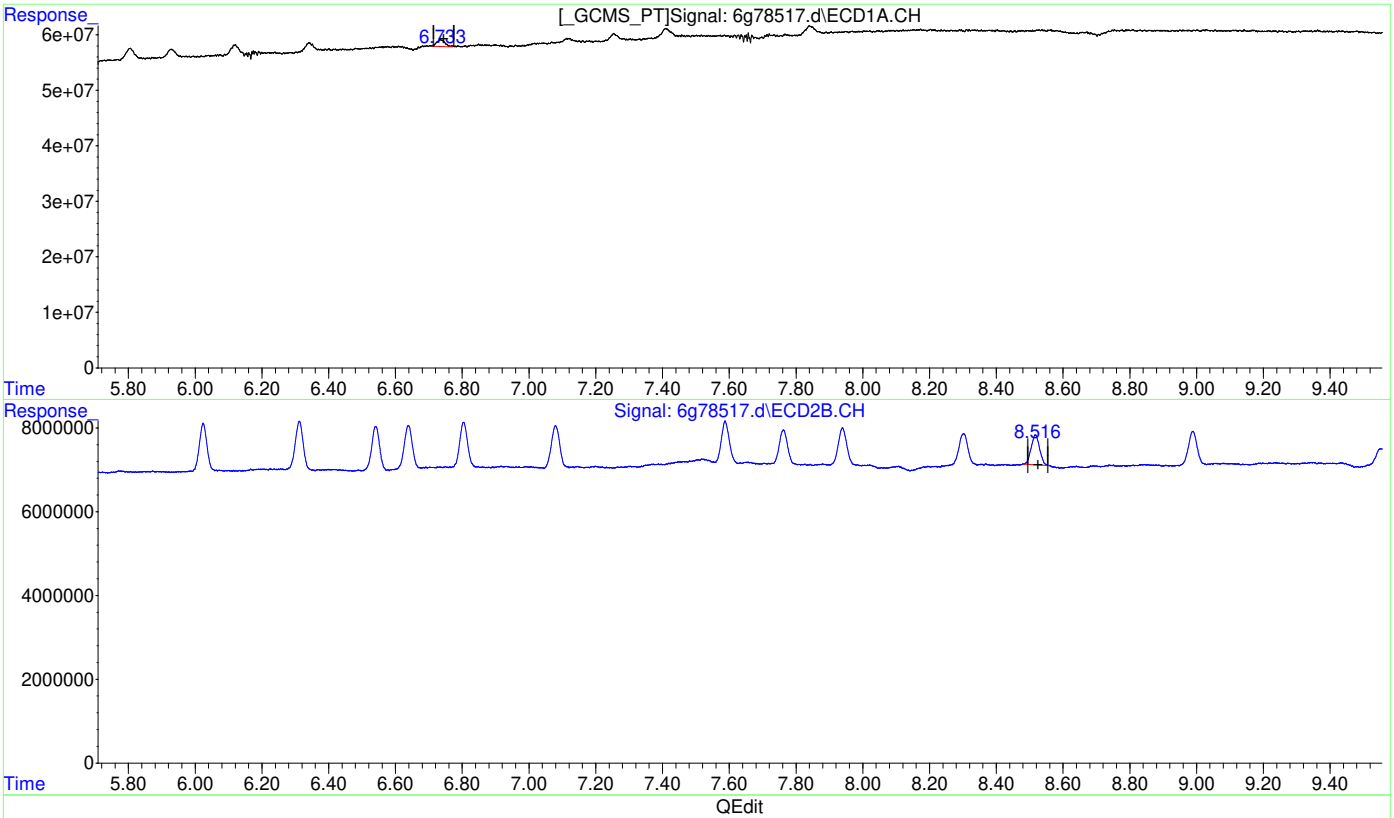

QEdit

(21) Endrin Aldehyde (B)

6.733min 1.777 PPB m

response 20976578

(21) Endrin Aldehyde #2 (B)

8.516min 2.095 PPB m

response 12479944

(+) = Expected Retention Time

Quantitation Report (Qedit)

Data Path : C:\msdchem\1\data\G6G2739\
Data File : 6g78517.d
Signal(s) : Signal #1: ECD1A.CH Signal #2: ECD2B.CH
Acq On : 18-Jun-21, 04:49:31
Operator : christp
Sample : ic2739-2
Misc : op33095,g6g2739,30,,,2,1
ALS Vial : 4 (Sig #1); 0 (Sig #2) Sample Multiplier: 1

Integration File signal 1: autoint1.e
Integration File signal 2: autoint2.e
Quant Time: Jun 22 23:34:11 2021
Quant Method : C:\MSDCHEM\1\METHODS\6PST2739.M
Quant Title : PEST/PCB
QLast Update : Wed Jun 09 04:17:10 2021
Response via : Initial Calibration
Integrator: ChemStation 6890 Scale Mode: Large solvent peaks clipped

Volume Inj. : 1ul
Signal #1 Phase : RTXCLP I Signal #2 Phase: RTX-CLP II
Signal #1 Info : 30mx.32mmx.32um Signal #2 Info : 30m x .32mm x .25um

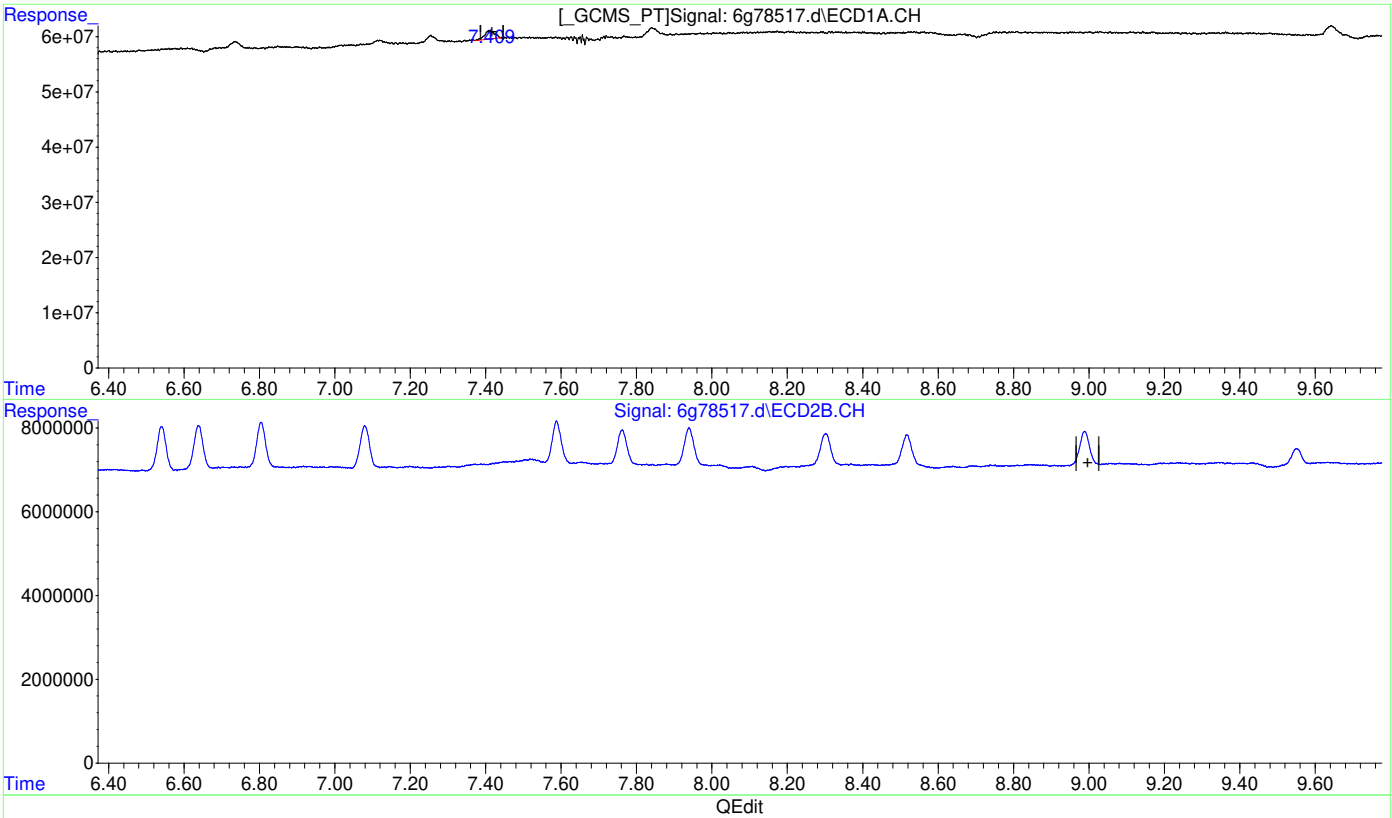

(22) Endosulfan Sulfate (B)

7.409min 2.117 PPB

response 28317964

(22) Endosulfan Sulfate #2 (B)

0.000min 0.000 PPB

response 0

(+) = Expected Retention Time

Quantitation Report (Qedit)

Data Path : C:\msdchem\1\data\G6G2739\
Data File : 6g78517.d
Signal(s) : Signal #1: ECD1A.CH Signal #2: ECD2B.CH
Acq On : 18-Jun-21, 04:49:31
Operator : christp
Sample : ic2739-2
Misc : op33095,g6g2739,30,,,2,1
ALS Vial : 4 (Sig #1); 0 (Sig #2) Sample Multiplier: 1

Integration File signal 1: autoint1.e
Integration File signal 2: autoint2.e
Quant Time: Jun 22 23:34:11 2021
Quant Method : C:\MSDCHEM\1\METHODS\6PST2739.M
Quant Title : PEST/PCB
QLast Update : Wed Jun 09 04:17:10 2021
Response via : Initial Calibration
Integrator: ChemStation 6890 Scale Mode: Large solvent peaks clipped

Volume Inj. : 1ul
Signal #1 Phase : RTXCLP I Signal #2 Phase: RTX-CLP II
Signal #1 Info : 30mx.32mmx.32um Signal #2 Info : 30m x .32mm x .25um

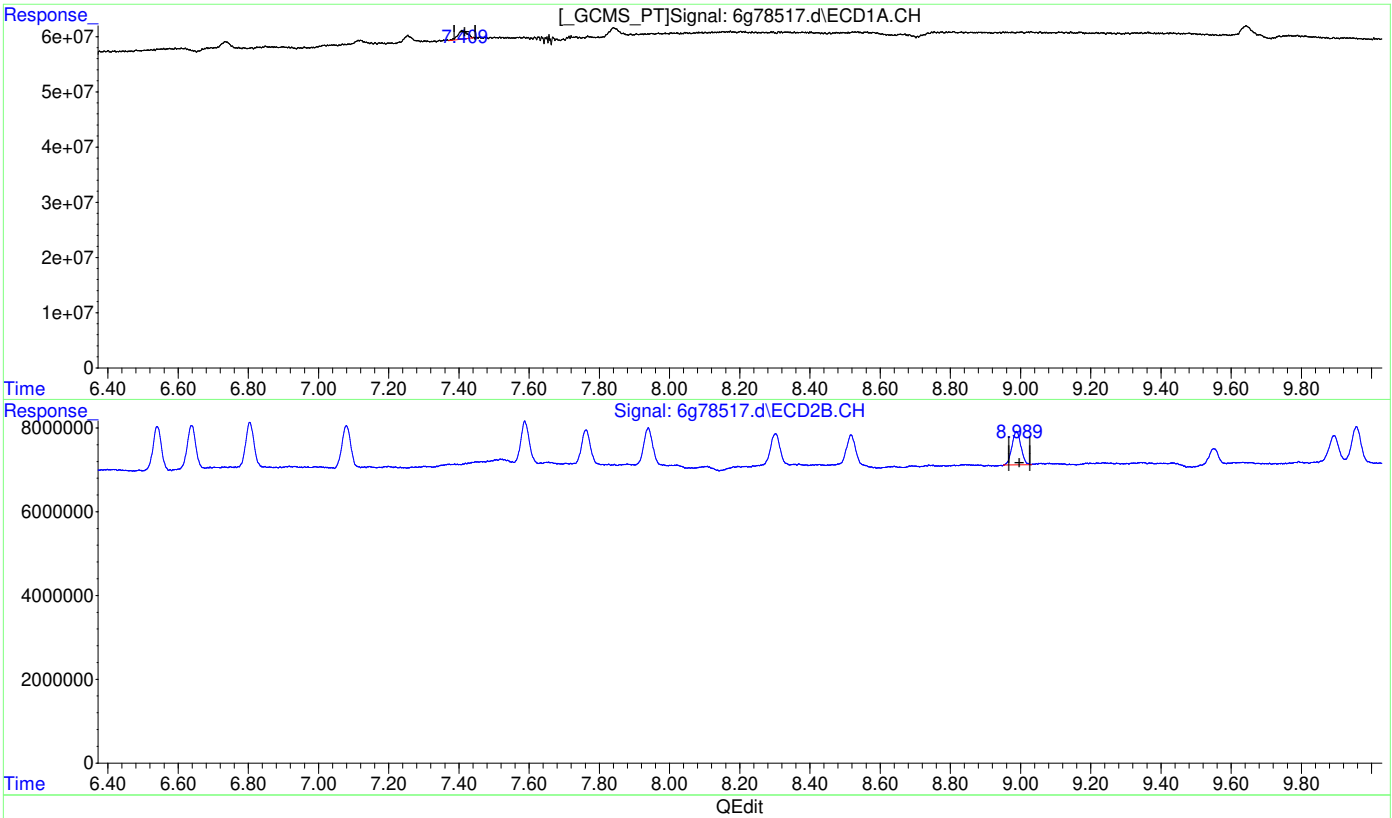

QEdit

(22) Endosulfan Sulfate (B)

7.409min 2.117 PPB

response 28317964

(22) Endosulfan Sulfate #2 (B)

8.989min 2.216 PPB m

response 14251333

(+) = Expected Retention Time
6PST2739.M Tue Jun 22 23:41:39 2021

Quantitation Report (Qedit)

Data Path : C:\msdchem\1\data\G6G2739\
Data File : 6g78517.d
Signal(s) : Signal #1: ECD1A.CH Signal #2: ECD2B.CH
Acq On : 18-Jun-21, 04:49:31
Operator : christp
Sample : ic2739-2
Misc : op33095,g6g2739,30,,,2,1
ALS Vial : 4 (Sig #1); 0 (Sig #2) Sample Multiplier: 1

Integration File signal 1: autoint1.e
Integration File signal 2: autoint2.e
Quant Time: Jun 22 23:34:11 2021
Quant Method : C:\MSDCHEM\1\METHODS\6PST2739.M
Quant Title : PEST/PCB
QLast Update : Wed Jun 09 04:17:10 2021
Response via : Initial Calibration
Integrator: ChemStation 6890 Scale Mode: Large solvent peaks clipped

Volume Inj. : 1ul
Signal #1 Phase : RTXCLP I Signal #2 Phase: RTX-CLP II
Signal #1 Info : 30mx.32mmx.32um Signal #2 Info : 30m x .32mm x .25um

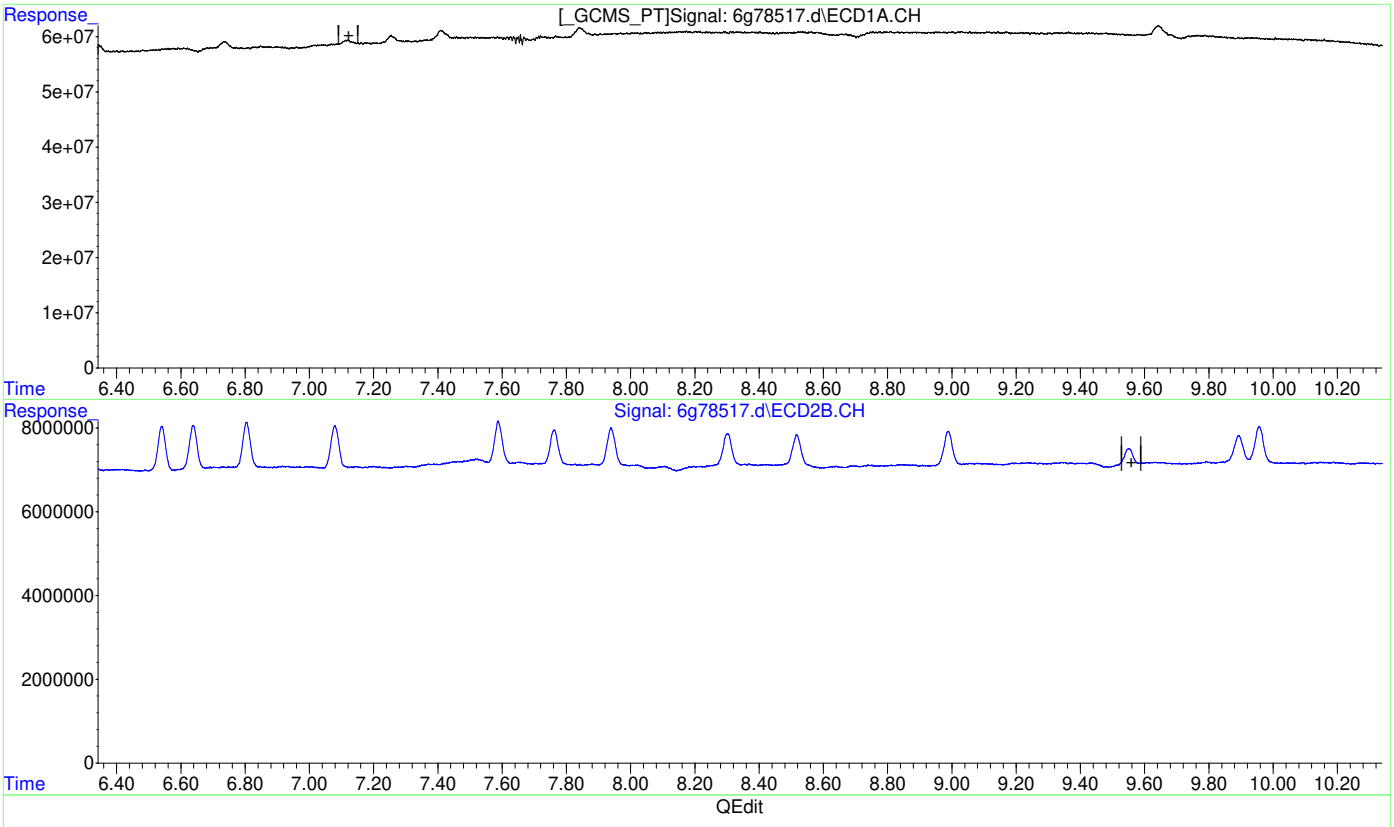

(23) Methoxychlor (A)

7.181min 0.000 PPB m

response 0

(23) Methoxychlor #2 (A)

0.000min 0.000 PPB

response 0

(+) = Expected Retention Time
6PST2739.M Tue Jun 22 23:41:47 2021

Quantitation Report (Qedit)

Data Path : C:\msdchem\1\data\G6G2739\
Data File : 6g78517.d
Signal(s) : Signal #1: ECD1A.CH Signal #2: ECD2B.CH
Acq On : 18-Jun-21, 04:49:31
Operator : christp
Sample : ic2739-2
Misc : op33095,g6g2739,30,,,2,1
ALS Vial : 4 (Sig #1); 0 (Sig #2) Sample Multiplier: 1

Integration File signal 1: autoint1.e
Integration File signal 2: autoint2.e
Quant Time: Jun 22 23:34:11 2021
Quant Method : C:\MSDCHEM\1\METHODS\6PST2739.M
Quant Title : PEST/PCB
QLast Update : Wed Jun 09 04:17:10 2021
Response via : Initial Calibration
Integrator: ChemStation 6890 Scale Mode: Large solvent peaks clipped

Volume Inj. : 1ul
Signal #1 Phase : RTXCLP I Signal #2 Phase: RTX-CLP II
Signal #1 Info : 30mx.32mmx.32um Signal #2 Info : 30m x .32mm x .25um

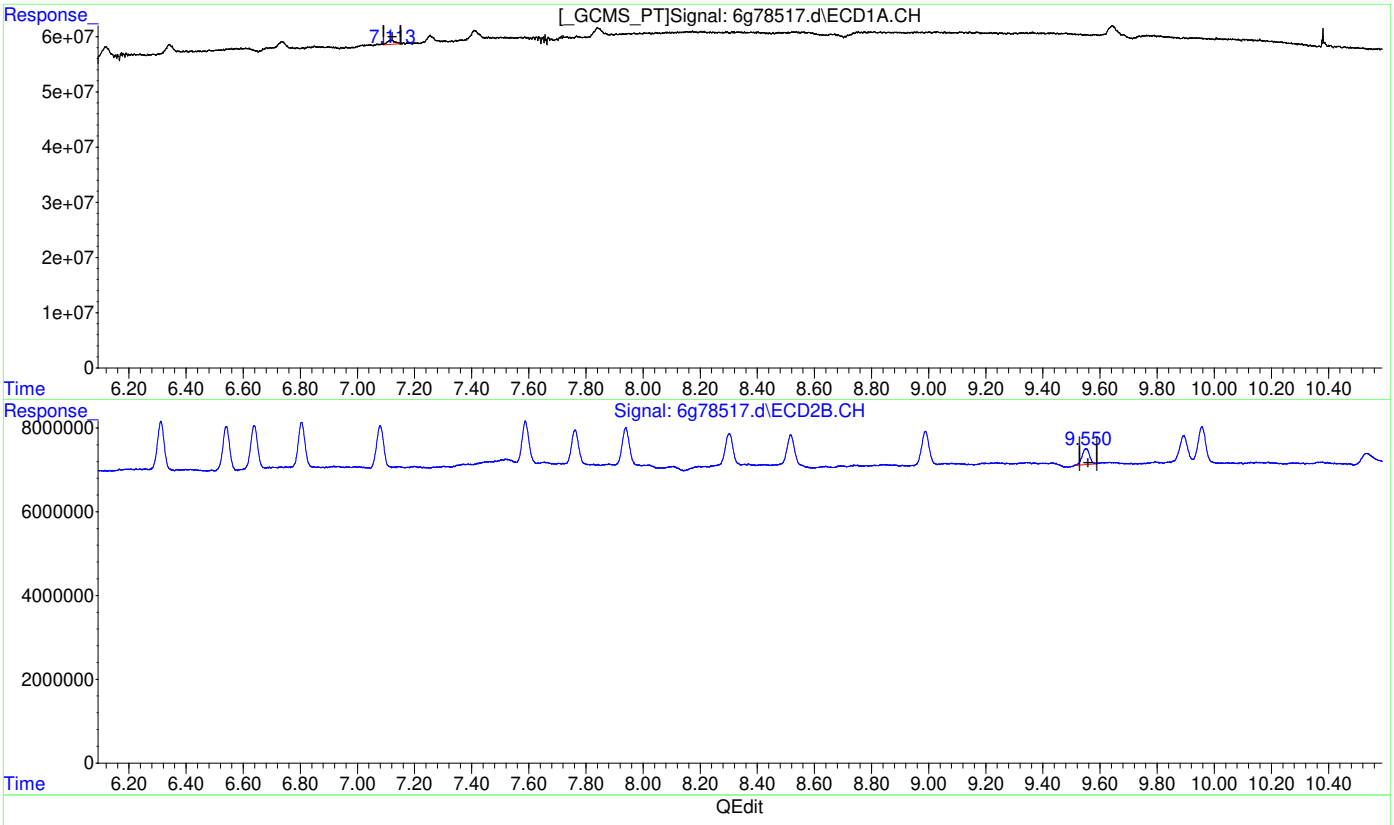

QEdit

(23) Methoxychlor (A)

7.113min 2.045 PPB m

response 13280762

(23) Methoxychlor #2 (A)

9.550min 2.163 PPB m

response 6850182

(+) = Expected Retention Time
6PST2739.M Tue Jun 22 23:42:15 2021

Quantitation Report (Qedit)

Data Path : C:\msdchem\1\data\G6G2739\
Data File : 6g78517.d
Signal(s) : Signal #1: ECD1A.CH Signal #2: ECD2B.CH
Acq On : 18-Jun-21, 04:49:31
Operator : christp
Sample : ic2739-2
Misc : op33095,g6g2739,30,,,2,1
ALS Vial : 4 (Sig #1); 0 (Sig #2) Sample Multiplier: 1

Integration File signal 1: autoint1.e
Integration File signal 2: autoint2.e
Quant Time: Jun 22 23:34:11 2021
Quant Method : C:\MSDCHEM\1\METHODS\6PST2739.M
Quant Title : PEST/PCB
QLast Update : Wed Jun 09 04:17:10 2021
Response via : Initial Calibration
Integrator: ChemStation 6890 Scale Mode: Large solvent peaks clipped

Volume Inj. : 1ul
Signal #1 Phase : RTXCLP I Signal #2 Phase: RTX-CLP II
Signal #1 Info : 30mx.32mmx.32um Signal #2 Info : 30m x .32mm x .25um

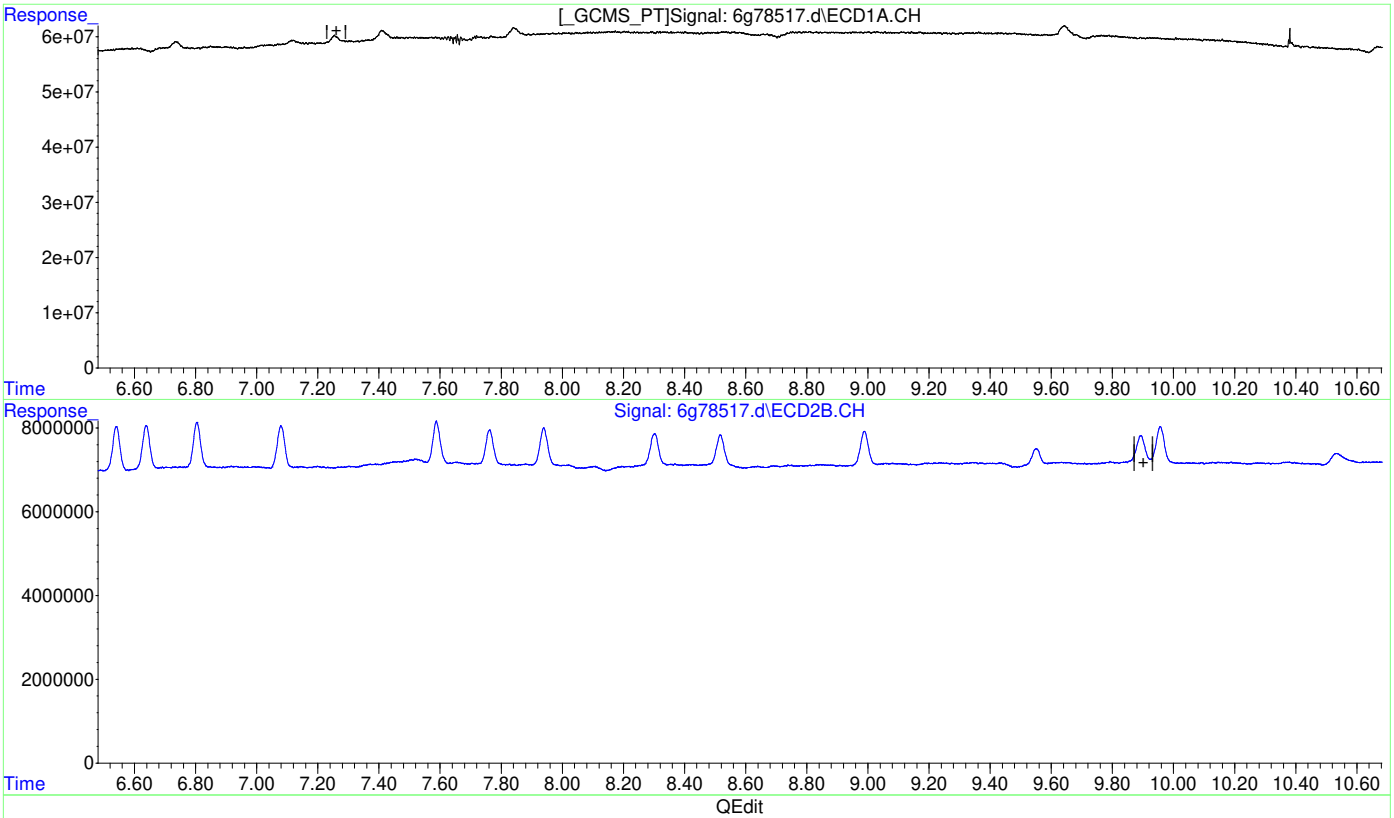

(24) Mirex

7.532min 0.000 PPB m

response 0

(24) Mirex #2

0.000min 0.000 PPB

response 0

(+) = Expected Retention Time

Quantitation Report (Qedit)

Data Path : C:\msdchem\1\data\G6G2739\
Data File : 6g78517.d
Signal(s) : Signal #1: ECD1A.CH Signal #2: ECD2B.CH
Acq On : 18-Jun-21, 04:49:31
Operator : christp
Sample : ic2739-2
Misc : op33095,g6g2739,30,,,2,1
ALS Vial : 4 (Sig #1); 0 (Sig #2) Sample Multiplier: 1

Integration File signal 1: autoint1.e
Integration File signal 2: autoint2.e
Quant Time: Jun 22 23:34:11 2021
Quant Method : C:\MSDCHEM\1\METHODS\6PST2739.M
Quant Title : PEST/PCB
QLast Update : Wed Jun 09 04:17:10 2021
Response via : Initial Calibration
Integrator: ChemStation 6890 Scale Mode: Large solvent peaks clipped

Volume Inj. : 1ul
Signal #1 Phase : RTXCLP I Signal #2 Phase: RTX-CLP II
Signal #1 Info : 30mx.32mmx.32um Signal #2 Info : 30m x .32mm x .25um

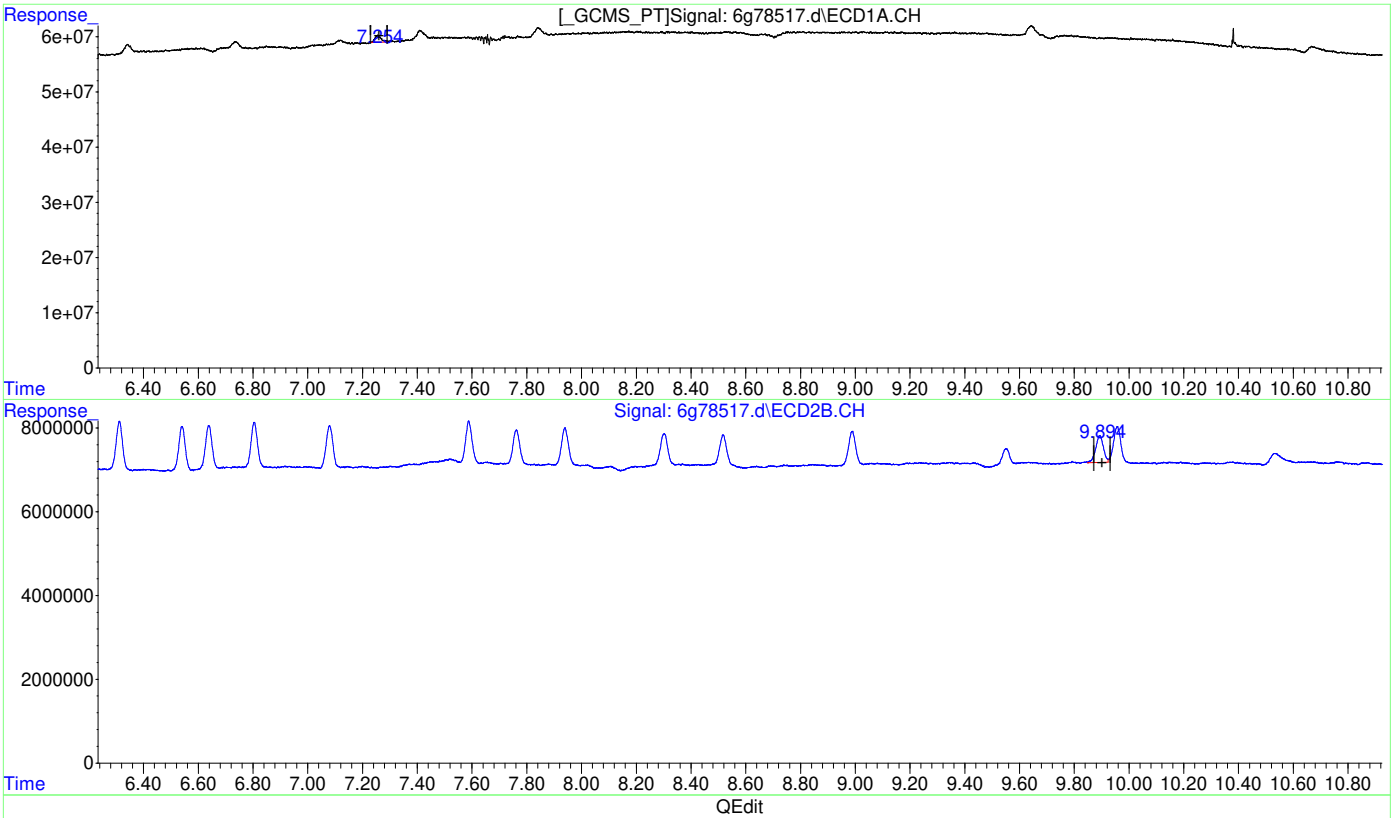

(24) Mirex

7.254min 1.886 PPB m

response 19698185

(24) Mirex #2

9.894min 2.051 PPB m

response 12537329

(+) = Expected Retention Time
6PST2739.M Tue Jun 22 23:42:49 2021

Quantitation Report (Qedit)

Data Path : C:\msdchem\1\data\G6G2739\
Data File : 6g78517.d
Signal(s) : Signal #1: ECD1A.CH Signal #2: ECD2B.CH
Acq On : 18-Jun-21, 04:49:31
Operator : christp
Sample : ic2739-2
Misc : op33095,g6g2739,30,,,2,1
ALS Vial : 4 (Sig #1); 0 (Sig #2) Sample Multiplier: 1

Integration File signal 1: autoint1.e
Integration File signal 2: autoint2.e
Quant Time: Jun 22 23:34:11 2021
Quant Method : C:\MSDCHEM\1\METHODS\6PST2739.M
Quant Title : PEST/PCB
QLast Update : Wed Jun 09 04:17:10 2021
Response via : Initial Calibration
Integrator: ChemStation 6890 Scale Mode: Large solvent peaks clipped

Volume Inj. : 1ul
Signal #1 Phase : RTXCLP I Signal #2 Phase: RTX-CLP II
Signal #1 Info : 30mx.32mmx.32um Signal #2 Info : 30m x .32mm x .25um

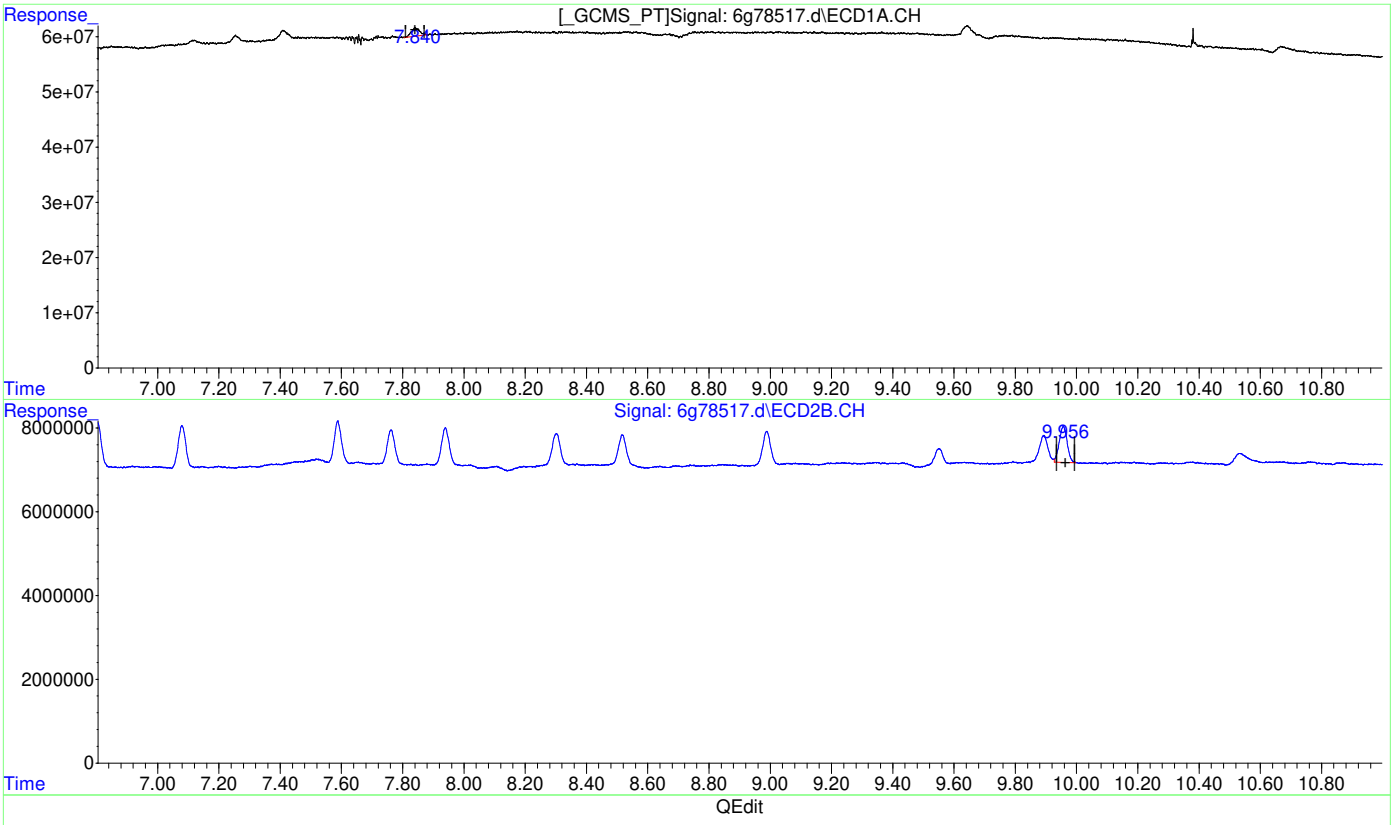

(25) Endrin Ketone (B)

7.840min 2.033 PPB

response 29037777

(25) Endrin Ketone #2 (B)

9.956min 2.135 PPB m

response 15564295

(+) = Expected Retention Time

Quantitation Report (Qedit)

Data Path : C:\msdchem\1\data\G6G2739\
Data File : 6g78517.d
Signal(s) : Signal #1: ECD1A.CH Signal #2: ECD2B.CH
Acq On : 18-Jun-21, 04:49:31
Operator : christp
Sample : ic2739-2
Misc : op33095,g6g2739,30,,,2,1
ALS Vial : 4 (Sig #1); 0 (Sig #2) Sample Multiplier: 1

Integration File signal 1: autoint1.e
Integration File signal 2: autoint2.e
Quant Time: Jun 22 23:34:11 2021
Quant Method : C:\MSDCHEM\1\METHODS\6PST2739.M
Quant Title : PEST/PCB
QLast Update : Wed Jun 09 04:17:10 2021
Response via : Initial Calibration
Integrator: ChemStation 6890 Scale Mode: Large solvent peaks clipped

Volume Inj. : 1ul
Signal #1 Phase : RTXCLP I Signal #2 Phase: RTX-CLP II
Signal #1 Info : 30mx.32mmx.32um Signal #2 Info : 30m x .32mm x .25um

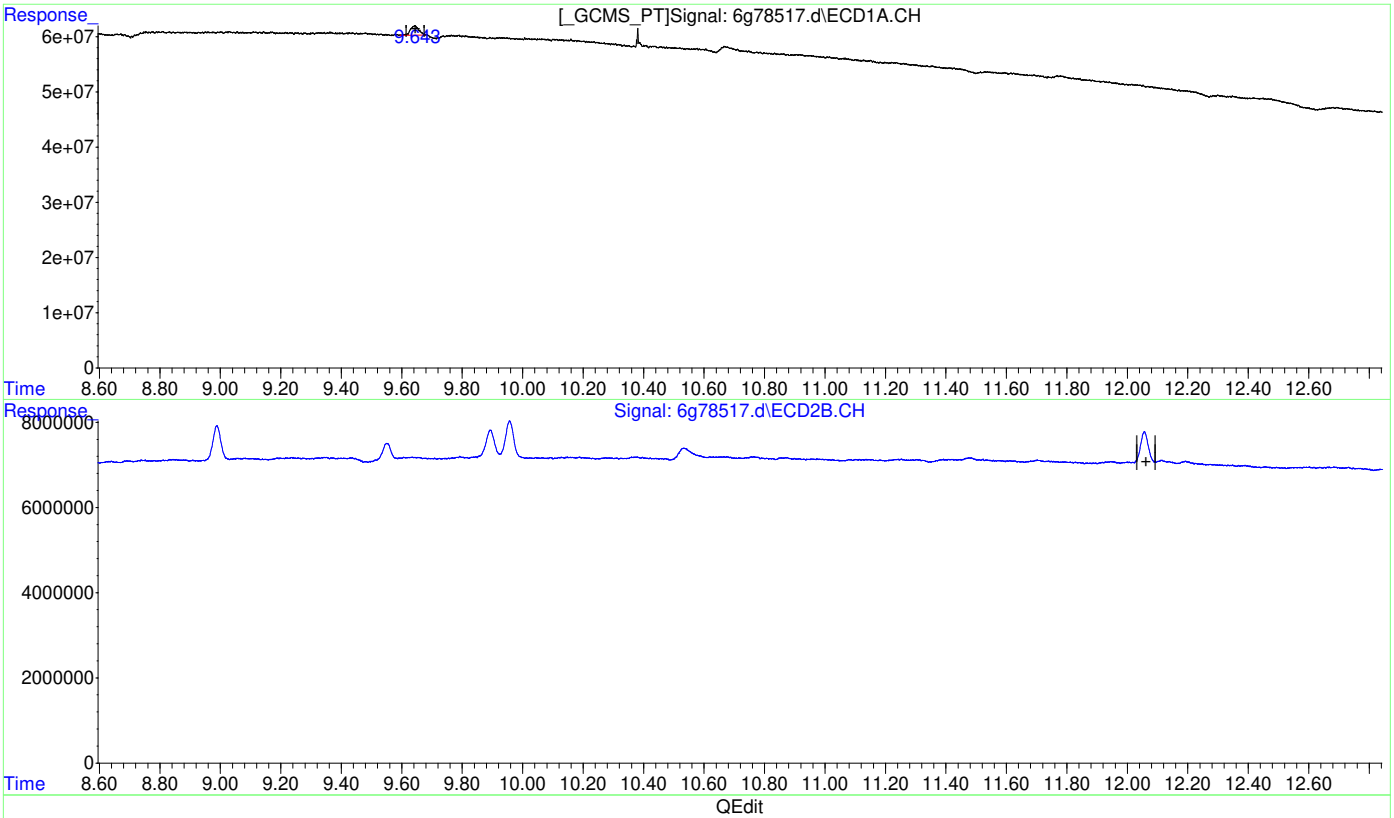

QEdit

(26) Decachlorobiphenyl (SA)

9.643min 1.920 PPB

response 33155157

(26) Decachlorobiphenyl #2 (SA)

0.000min 0.000 PPB

response 0

(+) = Expected Retention Time

Quantitation Report (Qedit)

Data Path : C:\msdchem\1\data\G6G2739\
Data File : 6g78517.d
Signal(s) : Signal #1: ECD1A.CH Signal #2: ECD2B.CH
Acq On : 18-Jun-21, 04:49:31
Operator : christp
Sample : ic2739-2
Misc : op33095,g6g2739,30,,,2,1
ALS Vial : 4 (Sig #1); 0 (Sig #2) Sample Multiplier: 1

Integration File signal 1: autoint1.e
Integration File signal 2: autoint2.e
Quant Time: Jun 22 23:34:11 2021
Quant Method : C:\MSDCHEM\1\METHODS\6PST2739.M
Quant Title : PEST/PCB
QLast Update : Wed Jun 09 04:17:10 2021
Response via : Initial Calibration
Integrator: ChemStation 6890 Scale Mode: Large solvent peaks clipped

Volume Inj. : 1ul
Signal #1 Phase : RTXCLP I Signal #2 Phase: RTX-CLP II
Signal #1 Info : 30mx.32mmx.32um Signal #2 Info : 30m x .32mm x .25um

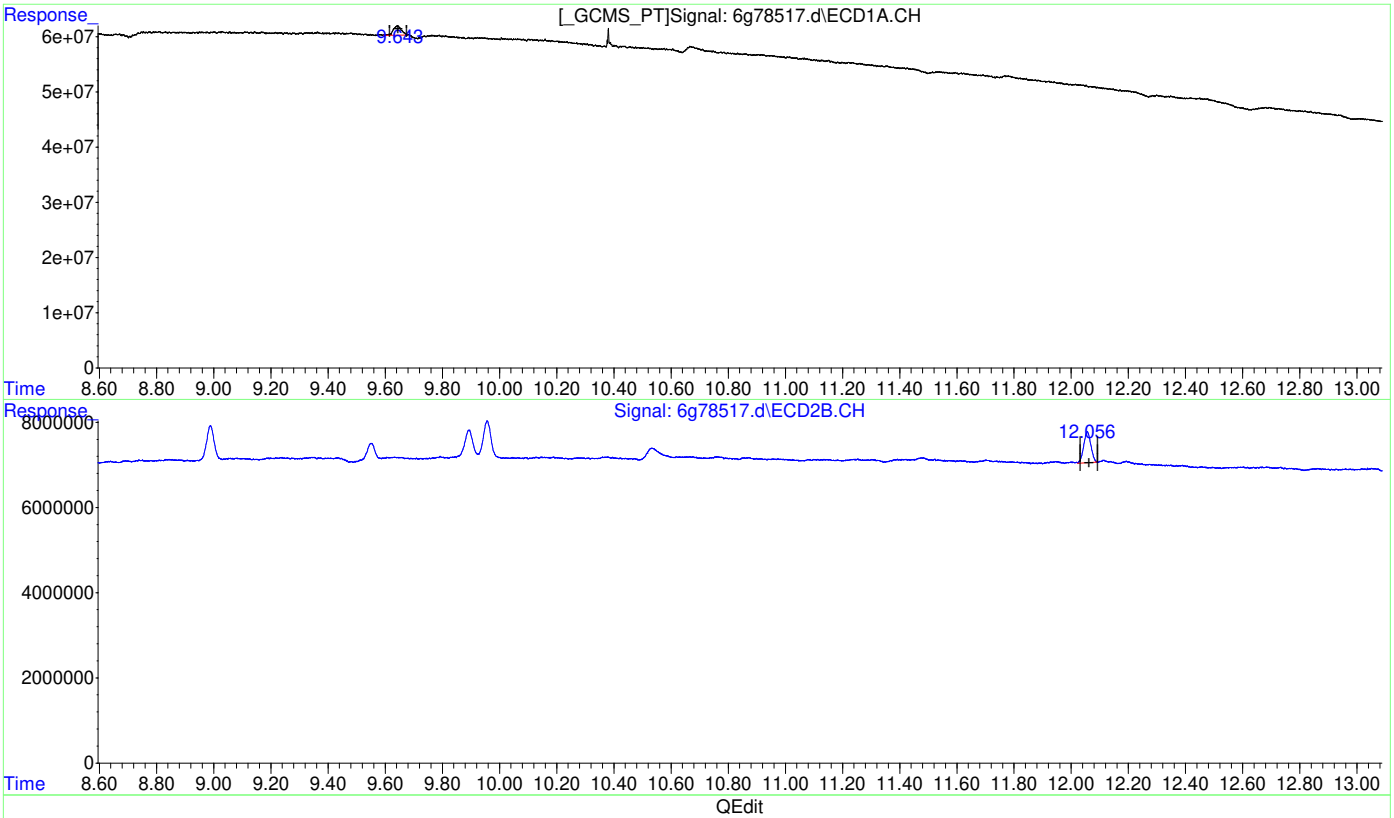

(26) Decachlorobiphenyl (SA)

9.643min 1.920 PPB

response 33155157

(26) Decachlorobiphenyl #2 (SA)

12.056min 2.332 PPB m

response 12664911

(+) = Expected Retention Time

Manual Integrations APPROVED
(compounds with "m" flag)
Gwendolyn Burns
07/16/21 12:24

Quantitation Report (QT Reviewed)

Data Path : C:\msdchem\1\data\G6G2739\
Data File : 6g78518.d
Signal(s) : Signal #1: ECD1A.CH Signal #2: ECD2B.CH
Acq On : 18-Jun-21, 05:07:52
Operator : christp
Sample : ic2739-5
Misc : op33095,g6g2739,30,,,2,1
ALS Vial : 5 (Sig #1); 0 (Sig #2) Sample Multiplier: 1

Integration File signal 1: autoint1.e
Integration File signal 2: autoint2.e
Quant Time: Jun 23 00:40:58 2021
Quant Method : C:\MSDCHEM\1\METHODS\6PST2739.M
Quant Title : PEST/PCB
QLast Update : Wed Jun 09 04:17:10 2021
Response via : Initial Calibration
Integrator: ChemStation 6890 Scale Mode: Large solvent peaks clipped

Volume Inj. : 1ul
Signal #1 Phase : RTXCLP I Signal #2 Phase: RTX-CLP II
Signal #1 Info : 30mx.32mmx.32um Signal #2 Info : 30m x .32mm x .25um

	Compound	RT#1	RT#2	Resp#1	Resp#2	PPB	PPB	
	Internal Standards							
1)	I 1-bromo-2...	1.836	2.184	727.2E6	435.5E6	50.000	50.000	
	System Monitoring Compounds							
2)	SAB Tetrachlo...	2.422	3.022	33367774	35942015	4.375m	5.045	
	Spiked Amount 40.000	Range 30 - 150		Recovery =		10.94%#	12.61%#	
26)	SA Decachlor...	9.643	12.056	101.6E6	27096880	5.714	4.855	
	Spiked Amount 40.000			Recovery =		14.29%	12.14%	
	Target Compounds							
3)	hexachlor...	2.749	3.542	114.4E6	45069927	4.800	5.180	
4)	A alpha-BHC	2.887	3.702	97584917	53614930	4.770	4.984	
5)	MA gamma-BHC	3.174	4.139	90023376	49211282	4.771m	5.028	
6)	MA Heptachlor	3.653	4.729	88184488	48547957	4.949	5.213	
7)	B beta-BHC	3.246	4.222	37288510	24193244	4.811m	5.220	
8)	B delta-BHC	3.422	4.627	85762582	43965030	4.903	5.277	
9)	MB Aldrin	3.977	5.189	89761373	47018099	4.909	5.109	
10)	alachlor	4.122	4.992	6813617	7082609	5.340m	5.727	
11)	B Heptachlo...	4.672	6.025	86922968	44262790	4.667	5.207	
12)	B gamma-Chl...	4.828	6.313	89062232	45671687	4.915m	5.117	
13)	B alpha-Chl...	4.998	6.541	83817819	42970376	4.803	5.317	
14)	A Endosulfan I	5.172	6.640	84000853	42567591	4.837	5.185	
15)	B 4,4'-DDE	5.113	6.806	82797789	43261366	4.898	5.115	
16)	MA Dieldrin	5.490	7.080	87337898	42951480	5.065	5.095	
17)	MA Endrin	5.806	7.589	79064912	40055376	4.926	5.145	
18)	A 4,4'-DDD	5.930	7.763	60038894	34667824	4.650	5.084	
19)	B Endosulfa...	6.120	7.940	72472237	38530557	4.495	5.253	
20)	MA 4,4'-DDT	6.342	8.303	61219758	34062252	4.602	5.275	
21)	B Endrin Al...	6.738	8.517	58347742	33153474	4.797	5.415	
22)	B Endosulfa...	7.414	8.990	76525346	35096100	5.554	5.312	
23)	A Methoxychlor	7.122	9.551	27070935	17515190	4.047m	5.381	#
24)	Mirex	7.255	9.895	49720259	30420150	4.620m	4.843	
25)	B Endrin Ke...	7.843	9.957	69392926	37761744	4.717m	5.040	
	Sum Toxaphene			0	0	N.D.	N.D.	
Average	Toxaphene					0.000	0.000	

SemiQuant Compounds - Not Calibrated on this Instrument

(f)=RT Delta > 1/2 Window (#)=Amounts differ by > 25% (m)=manual int.

Quantitation Report (QT Reviewed)

Data Path : C:\msdchem\1\data\G6G2739\
Data File : 6g78518.d
Signal(s) : Signal #1: ECD1A.CH Signal #2: ECD2B.CH
Acq On : 18-Jun-21, 05:07:52
Operator : christp
Sample : ic2739-5
Misc : op33095,g6g2739,30,,,2,1
ALS Vial : 5 (Sig #1); 0 (Sig #2) Sample Multiplier: 1

Integration File signal 1: autoint1.e
Integration File signal 2: autoint2.e
Quant Time: Jun 23 00:40:58 2021
Quant Method : C:\MSDCHEM\1\METHODS\6PST2739.M
Quant Title : PEST/PCB
QLast Update : Wed Jun 09 04:17:10 2021
Response via : Initial Calibration
Integrator: ChemStation 6890 Scale Mode: Large solvent peaks clipped

Volume Inj. : 1ul
Signal #1 Phase : RTXCLP I Signal #2 Phase: RTX-CLP II
Signal #1 Info : 30mx.32mmx.32um Signal #2 Info : 30m x .32mm x .25um

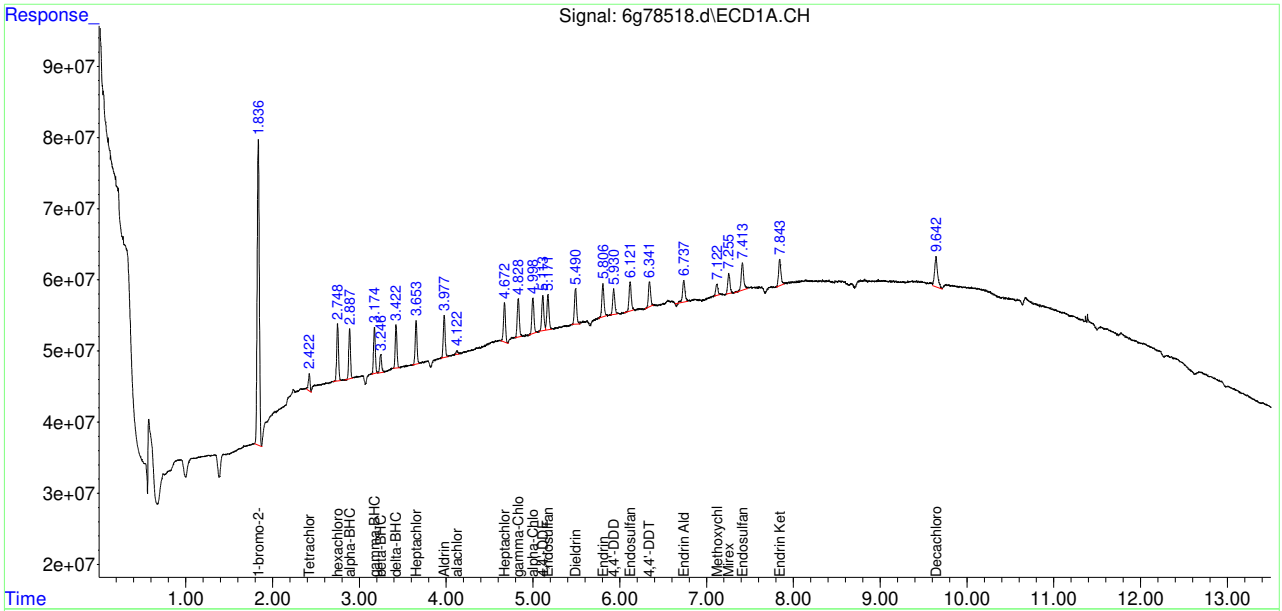

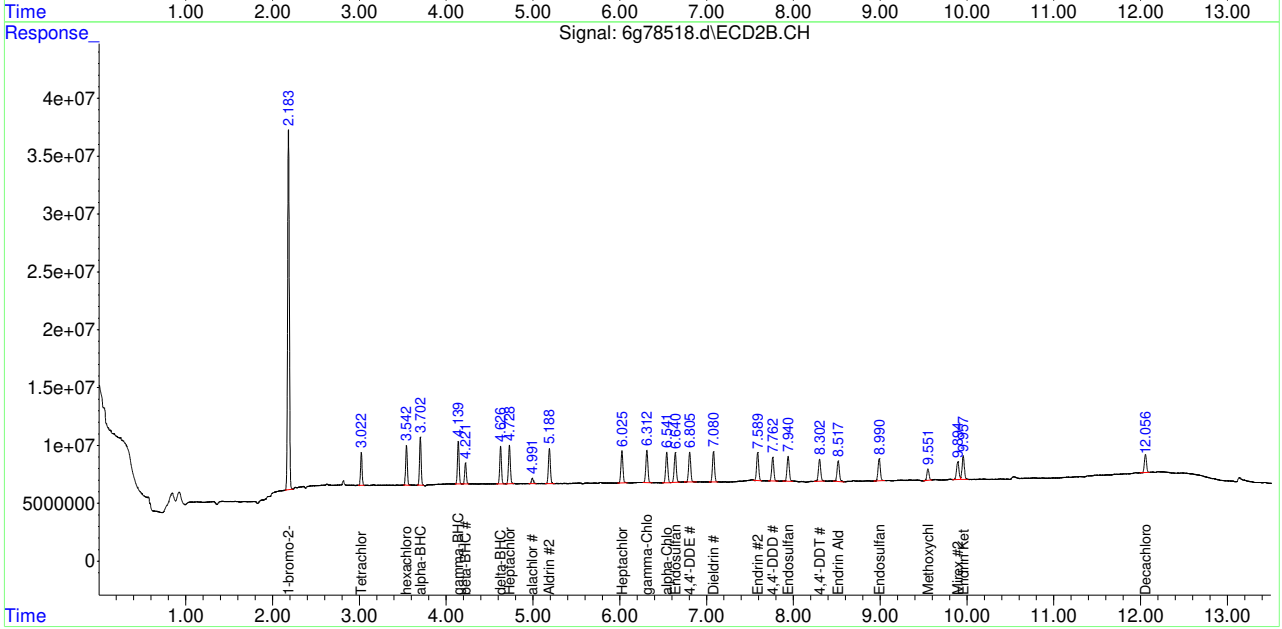

Manual Integration Approval Summary

Sample Number: G6G2739-IC2739
Lab FileID: 6G78518.D
Injection Time: 06/18/21 05:07
Method: EPA 608.3
Analyst approved: 07/08/21 04:48 Christine Phillips
Supervisor approved: 07/16/21 12:24 Gwendolyn Burns

Parameter	CAS	Sig#	R.T. (min.)	Reason
Tetrachloro-m-xylene	877-09-8	1	2.42	Poorly defined baseline
gamma-BHC (Lindane)	58-89-9	1	3.17	Poorly defined baseline
beta-BHC	319-85-7	1	3.25	Poorly defined baseline
gamma-Chlordane	5103-74-2	1	4.83	Poorly defined baseline
Methoxychlor	72-43-5	1	7.12	Poorly defined baseline
Mirex	2385-85-5	1	7.25	Poorly defined baseline
Endrin ketone	53494-70-5	1	7.84	Poorly defined baseline

Quantitation Report (Qedit)

Data Path : C:\msdchem\1\data\G6G2739\
Data File : 6g78518.d
Signal(s) : Signal #1: ECD1A.CH Signal #2: ECD2B.CH
Acq On : 18-Jun-21, 05:07:52
Operator : christp
Sample : ic2739-5
Misc : op33095,g6g2739,30,,,2,1
ALS Vial : 5 (Sig #1); 0 (Sig #2) Sample Multiplier: 1

Integration File signal 1: autoint1.e
Integration File signal 2: autoint2.e
Quant Time: Jun 22 23:51:53 2021
Quant Method : C:\MSDCHEM\1\METHODS\6PST2739.M
Quant Title : PEST/PCB
QLast Update : Wed Jun 09 04:17:10 2021
Response via : Initial Calibration
Integrator: ChemStation 6890 Scale Mode: Large solvent peaks clipped

Volume Inj. : 1ul
Signal #1 Phase : RTXCLP I Signal #2 Phase: RTX-CLP II
Signal #1 Info : 30mx.32mmx.32um Signal #2 Info : 30m x .32mm x .25um

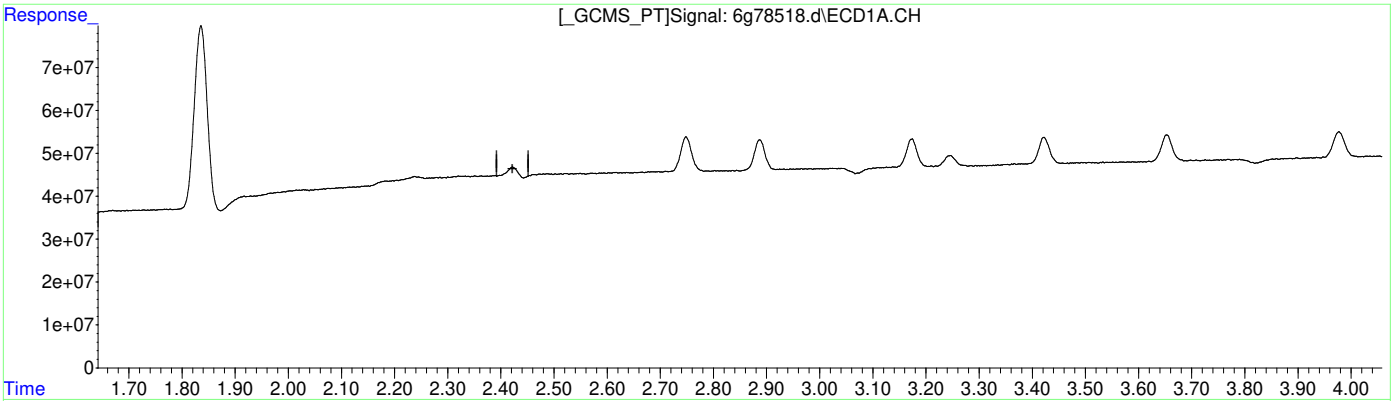

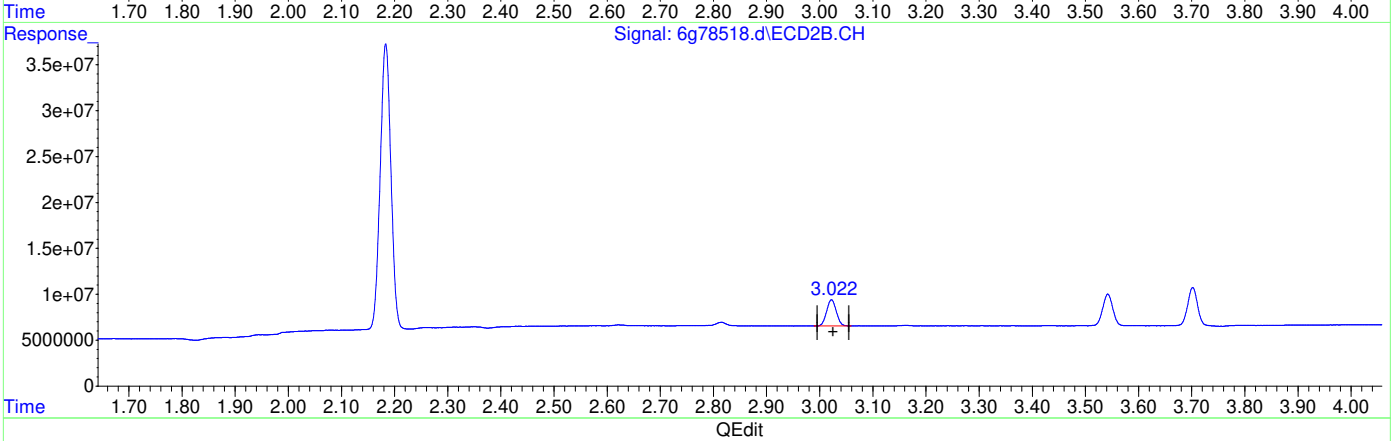

QEdit

(2) Tetrachloro-m-xylene (SAB)

2.350min 0.000 PPB m

response 0

(2) Tetrachloro-m-xylene #2 (SAB)

3.022min 5.045 PPB

response 35942015

(+) = Expected Retention Time
6PST2739.M Tue Jun 22 23:52:03 2021

Quantitation Report (Qedit)

Data Path : C:\msdchem\1\data\G6G2739\
Data File : 6g78518.d
Signal(s) : Signal #1: ECD1A.CH Signal #2: ECD2B.CH
Acq On : 18-Jun-21, 05:07:52
Operator : christp
Sample : ic2739-5
Misc : op33095,g6g2739,30,,,2,1
ALS Vial : 5 (Sig #1); 0 (Sig #2) Sample Multiplier: 1

Integration File signal 1: autoint1.e
Integration File signal 2: autoint2.e
Quant Time: Jun 22 23:51:53 2021
Quant Method : C:\MSDCHEM\1\METHODS\6PST2739.M
Quant Title : PEST/PCB
QLast Update : Wed Jun 09 04:17:10 2021
Response via : Initial Calibration
Integrator: ChemStation 6890 Scale Mode: Large solvent peaks clipped

Volume Inj. : 1ul
Signal #1 Phase : RTXCLP I Signal #2 Phase: RTX-CLP II
Signal #1 Info : 30mx.32mmx.32um Signal #2 Info : 30m x .32mm x .25um

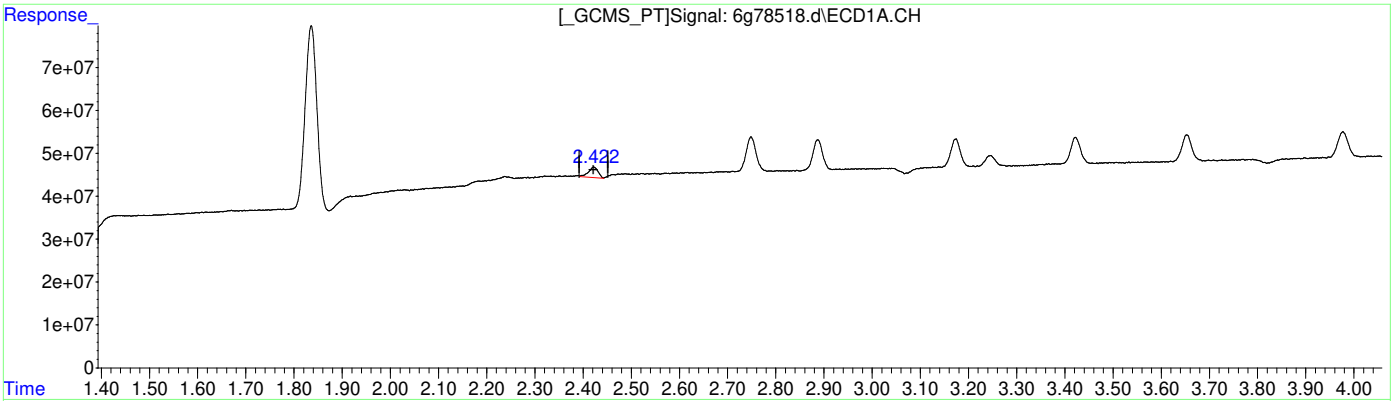

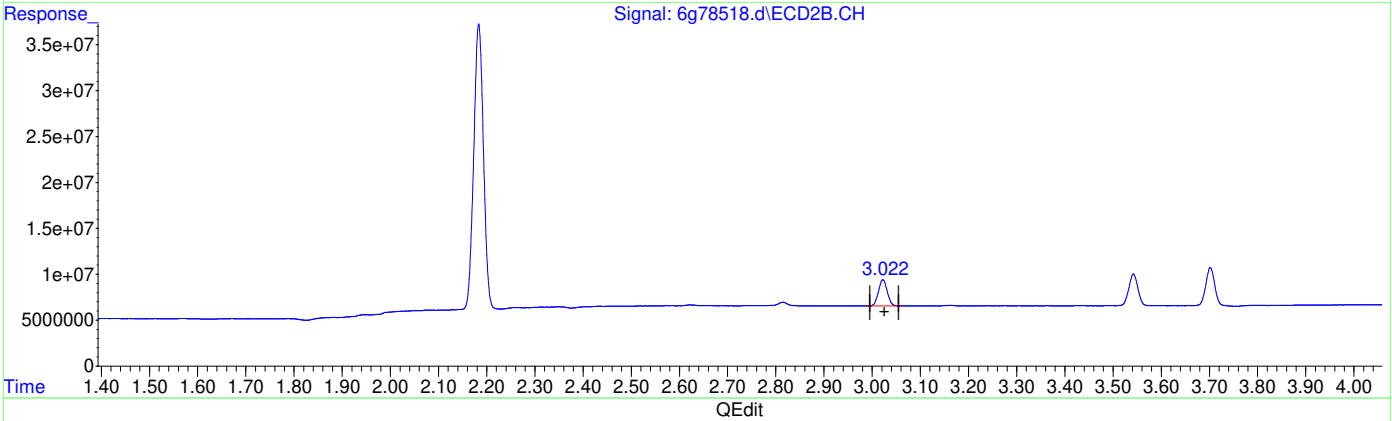

QEdit

(2) Tetrachloro-m-xylene (SAB)

2.422min 4.375 PPB m

response 33367774

(2) Tetrachloro-m-xylene #2 (SAB)

3.022min 5.045 PPB

response 35942015

(+) = Expected Retention Time
6PST2739.M Tue Jun 22 23:52:15 2021

Quantitation Report (Qedit)

Data Path : C:\msdchem\1\data\G6G2739\
Data File : 6g78518.d
Signal(s) : Signal #1: ECD1A.CH Signal #2: ECD2B.CH
Acq On : 18-Jun-21, 05:07:52
Operator : christp
Sample : ic2739-5
Misc : op33095,g6g2739,30,,,2,1
ALS Vial : 5 (Sig #1); 0 (Sig #2) Sample Multiplier: 1

Integration File signal 1: autoint1.e
Integration File signal 2: autoint2.e
Quant Time: Jun 22 23:51:53 2021
Quant Method : C:\MSDCHEM\1\METHODS\6PST2739.M
Quant Title : PEST/PCB
QLast Update : Wed Jun 09 04:17:10 2021
Response via : Initial Calibration
Integrator: ChemStation 6890 Scale Mode: Large solvent peaks clipped

Volume Inj. : 1ul
Signal #1 Phase : RTXCLP I Signal #2 Phase: RTX-CLP II
Signal #1 Info : 30mx.32mmx.32um Signal #2 Info : 30m x .32mm x .25um

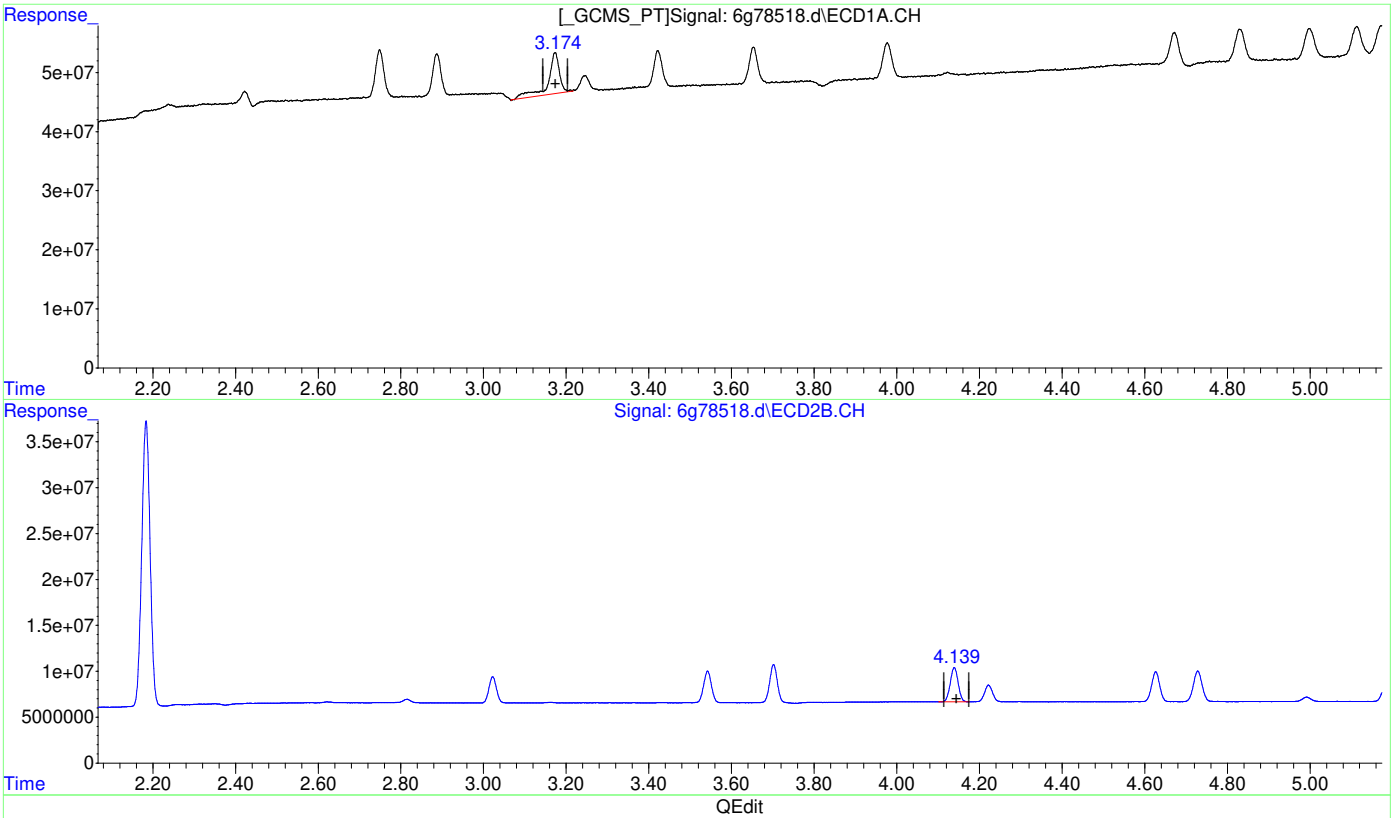

(5) gamma-BHC (MA)

3.174min 7.011 PPB

response 132305307

(5) gamma-BHC #2 (MA)

4.139min 5.028 PPB

response 49211282

(+) = Expected Retention Time

6PST2739.M Tue Jun 22 23:52:25 2021 Page: 1

Quantitation Report (Qedit)

Data Path : C:\msdchem\1\data\G6G2739\
Data File : 6g78518.d
Signal(s) : Signal #1: ECD1A.CH Signal #2: ECD2B.CH
Acq On : 18-Jun-21, 05:07:52
Operator : christp
Sample : ic2739-5
Misc : op33095,g6g2739,30,,,2,1
ALS Vial : 5 (Sig #1); 0 (Sig #2) Sample Multiplier: 1

Integration File signal 1: autoint1.e
Integration File signal 2: autoint2.e
Quant Time: Jun 22 23:51:53 2021
Quant Method : C:\MSDCHEM\1\METHODS\6PST2739.M
Quant Title : PEST/PCB
QLast Update : Wed Jun 09 04:17:10 2021
Response via : Initial Calibration
Integrator: ChemStation 6890 Scale Mode: Large solvent peaks clipped

Volume Inj. : 1ul
Signal #1 Phase : RTXCLP I Signal #2 Phase: RTX-CLP II
Signal #1 Info : 30mx.32mmx.32um Signal #2 Info : 30m x .32mm x .25um

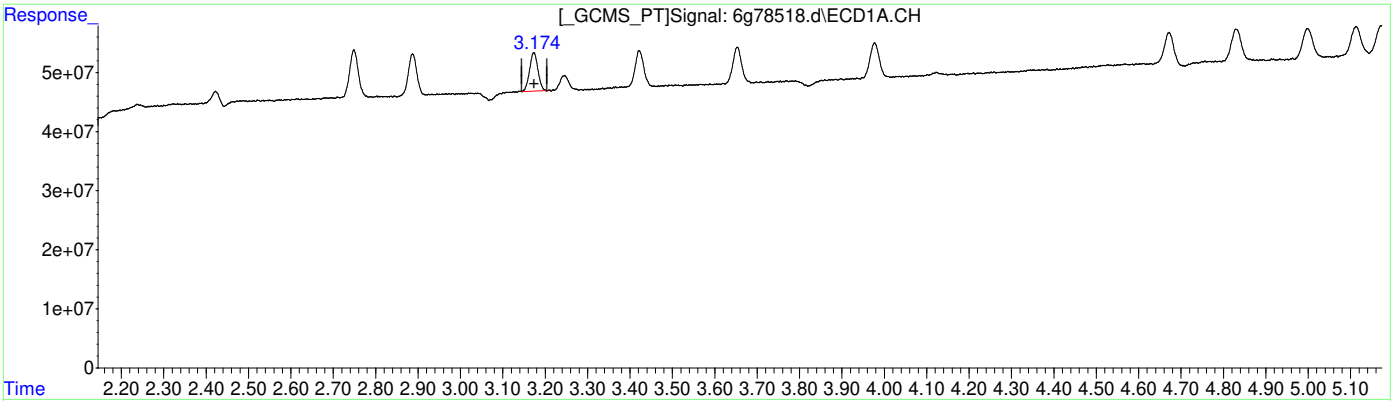

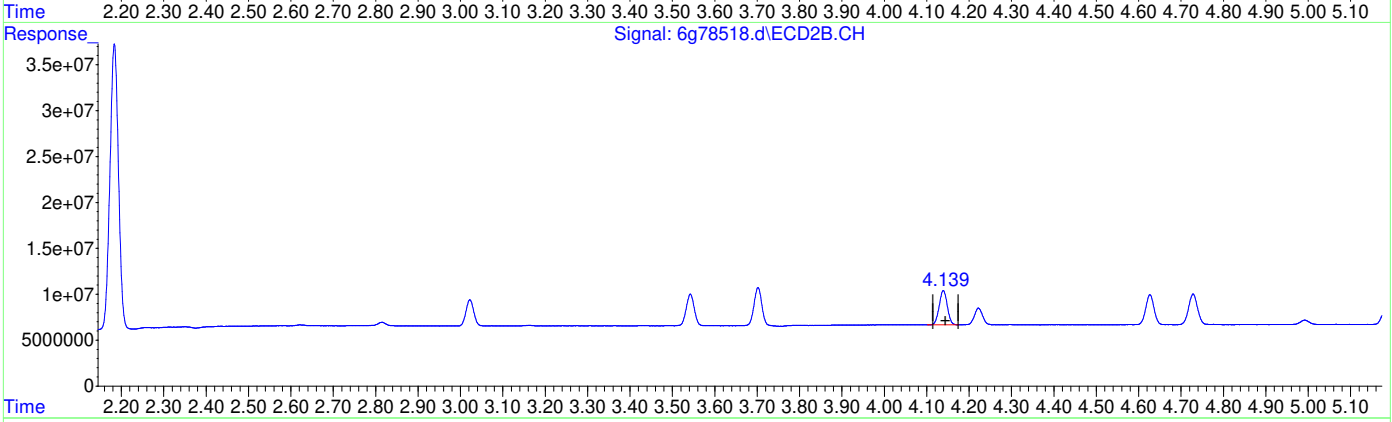

QEdit

(5) gamma-BHC (MA)

3.174min 4.771 PPB m

response 90023376

(5) gamma-BHC #2 (MA)

4.139min 5.028 PPB

response 49211282

(+) = Expected Retention Time
6PST2739.M Tue Jun 22 23:52:35 2021

Quantitation Report (Qedit)

Data Path : C:\msdchem\1\data\G6G2739\
Data File : 6g78518.d
Signal(s) : Signal #1: ECD1A.CH Signal #2: ECD2B.CH
Acq On : 18-Jun-21, 05:07:52
Operator : christp
Sample : ic2739-5
Misc : op33095,g6g2739,30,,,2,1
ALS Vial : 5 (Sig #1); 0 (Sig #2) Sample Multiplier: 1

Integration File signal 1: autoint1.e
Integration File signal 2: autoint2.e
Quant Time: Jun 22 23:51:53 2021
Quant Method : C:\MSDCHEM\1\METHODS\6PST2739.M
Quant Title : PEST/PCB
QLast Update : Wed Jun 09 04:17:10 2021
Response via : Initial Calibration
Integrator: ChemStation 6890 Scale Mode: Large solvent peaks clipped

Volume Inj. : 1ul
Signal #1 Phase : RTXCLP I Signal #2 Phase: RTX-CLP II
Signal #1 Info : 30mx.32mmx.32um Signal #2 Info : 30m x .32mm x .25um

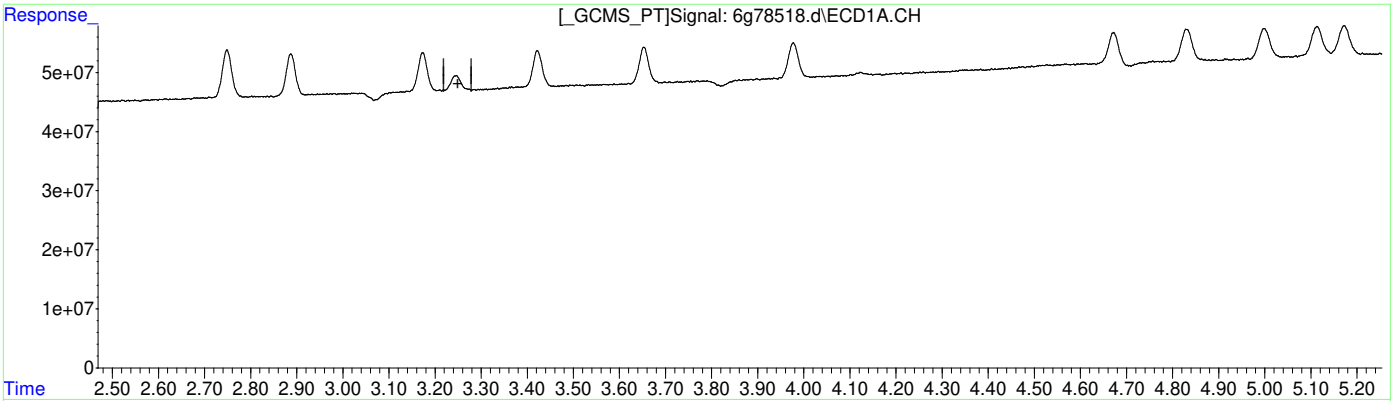

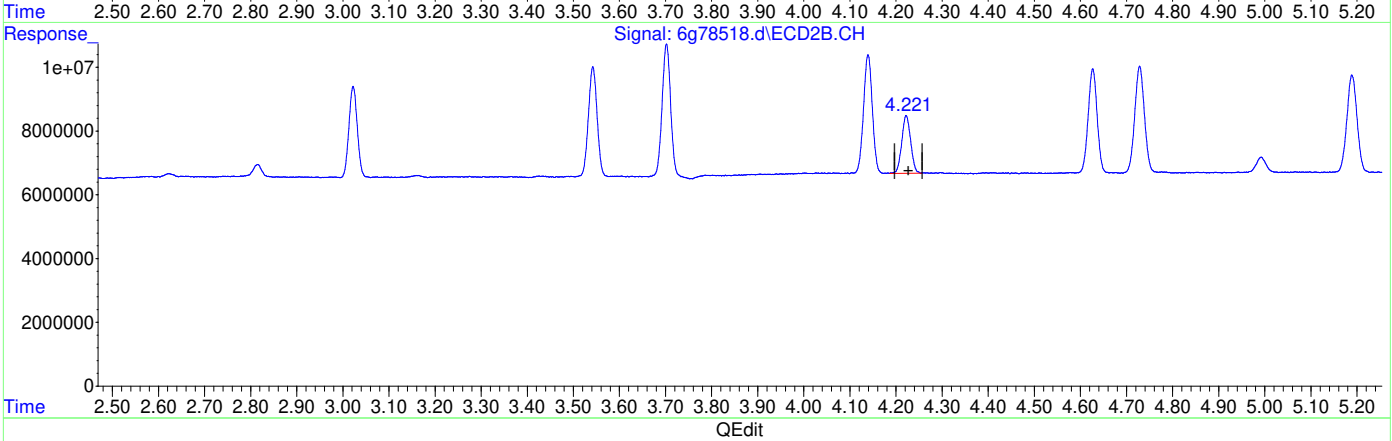

QEdit

(7) beta-BHC (B)

3.174min 0.000 PPB m

response 0

(7) beta-BHC #2 (B)

4.222min 5.220 PPB

response 24193244

(+) = Expected Retention Time

Quantitation Report (Qedit)

Data Path : C:\msdchem\1\data\G6G2739\
Data File : 6g78518.d
Signal(s) : Signal #1: ECD1A.CH Signal #2: ECD2B.CH
Acq On : 18-Jun-21, 05:07:52
Operator : christp
Sample : ic2739-5
Misc : op33095,g6g2739,30,,,2,1
ALS Vial : 5 (Sig #1); 0 (Sig #2) Sample Multiplier: 1

Integration File signal 1: autoint1.e
Integration File signal 2: autoint2.e
Quant Time: Jun 22 23:51:53 2021
Quant Method : C:\MSDCHEM\1\METHODS\6PST2739.M
Quant Title : PEST/PCB
QLast Update : Wed Jun 09 04:17:10 2021
Response via : Initial Calibration
Integrator: ChemStation 6890 Scale Mode: Large solvent peaks clipped

Volume Inj. : 1ul
Signal #1 Phase : RTXCLP I Signal #2 Phase: RTX-CLP II
Signal #1 Info : 30mx.32mmx.32um Signal #2 Info : 30m x .32mm x .25um

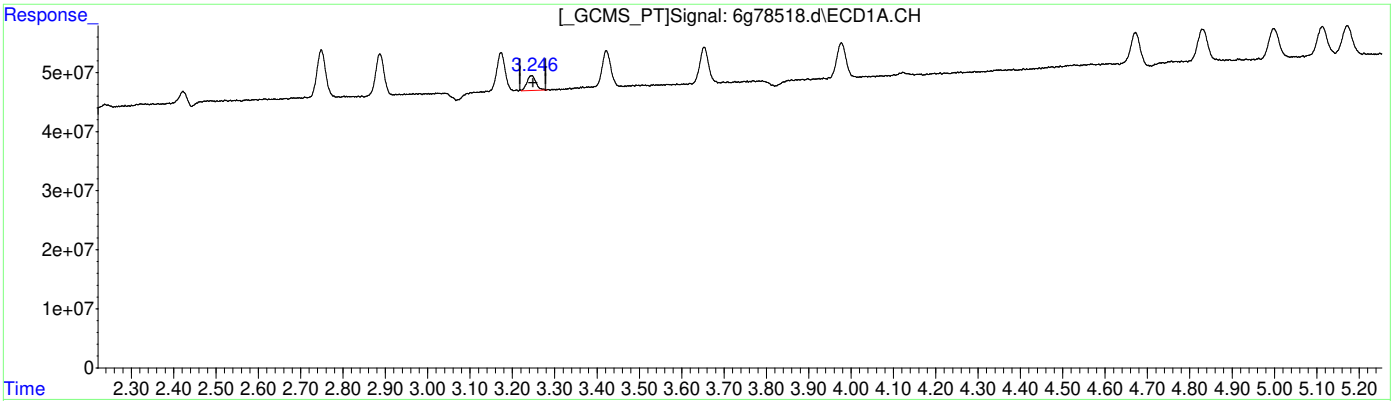

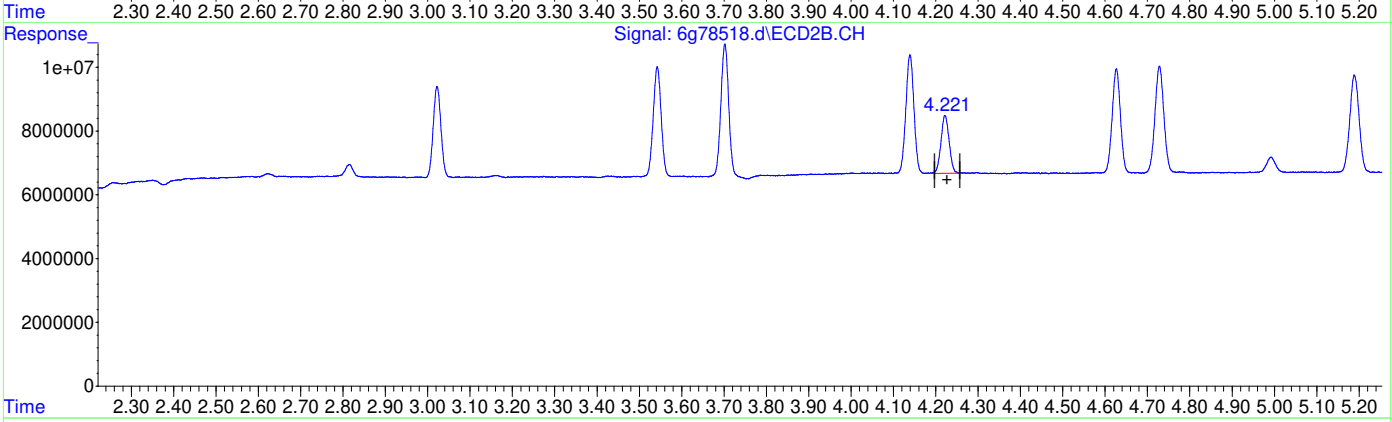

QEdit

(7) beta-BHC (B)

3.246min 4.811 PPB m

response 37288510

(7) beta-BHC #2 (B)

4.222min 5.220 PPB

response 24193244

(+) = Expected Retention Time

Quantitation Report (Qedit)

Data Path : C:\msdchem\1\data\G6G2739\
Data File : 6g78518.d
Signal(s) : Signal #1: ECD1A.CH Signal #2: ECD2B.CH
Acq On : 18-Jun-21, 05:07:52
Operator : christp
Sample : ic2739-5
Misc : op33095,g6g2739,30,,,2,1
ALS Vial : 5 (Sig #1); 0 (Sig #2) Sample Multiplier: 1

Integration File signal 1: autoint1.e
Integration File signal 2: autoint2.e
Quant Time: Jun 22 23:51:53 2021
Quant Method : C:\MSDCHEM\1\METHODS\6PST2739.M
Quant Title : PEST/PCB
QLast Update : Wed Jun 09 04:17:10 2021
Response via : Initial Calibration
Integrator: ChemStation 6890 Scale Mode: Large solvent peaks clipped

Volume Inj. : 1ul
Signal #1 Phase : RTXCLP I Signal #2 Phase: RTX-CLP II
Signal #1 Info : 30mx.32mmx.32um Signal #2 Info : 30m x .32mm x .25um

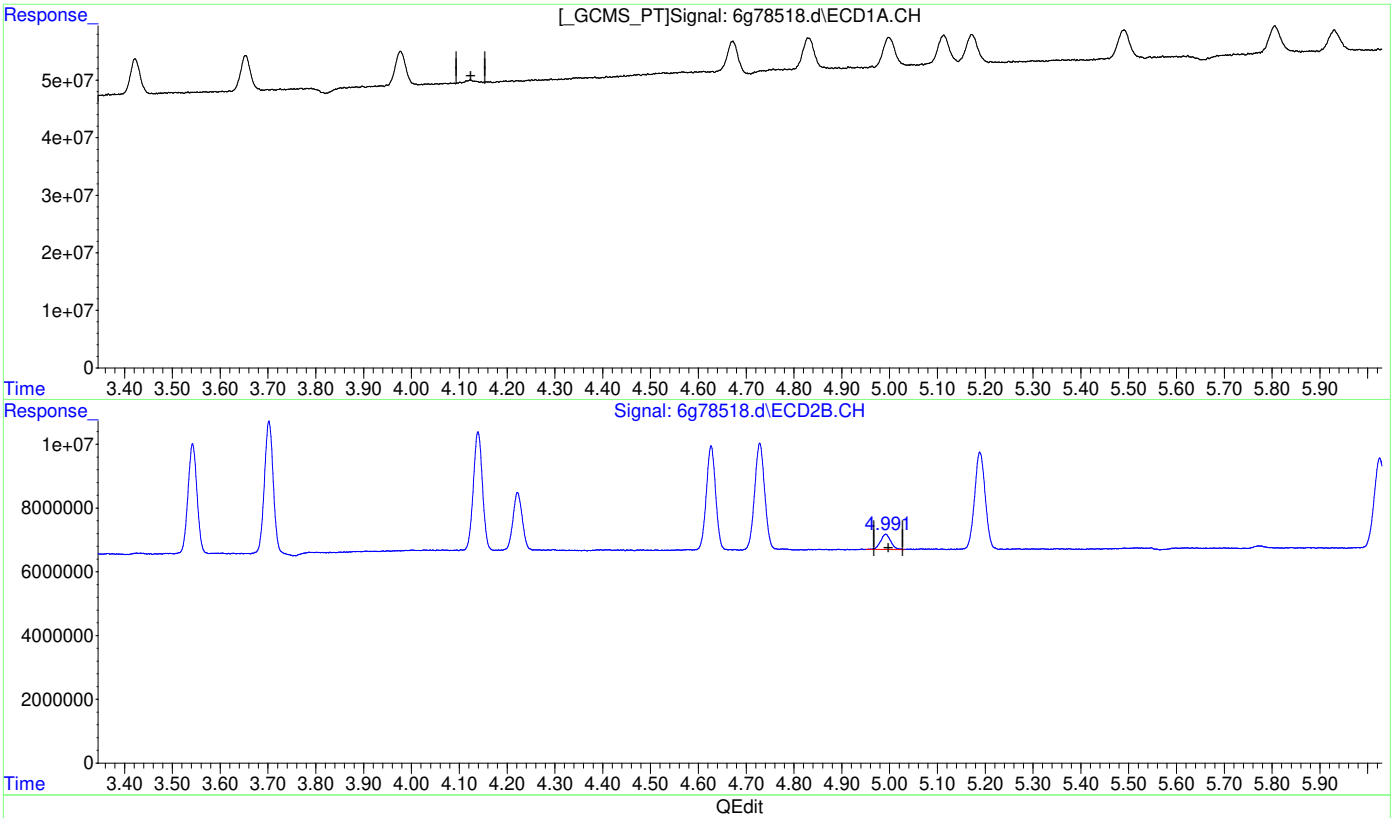

QEdit

(10) alachlor

4.121min 0.000 PPB m

response 0

(10) alachlor #2

4.992min 5.727 PPB

response 7082609

(+) = Expected Retention Time
6PST2739.M Tue Jun 22 23:53:07 2021

Quantitation Report (Qedit)

Data Path : C:\msdchem\1\data\G6G2739\
Data File : 6g78518.d
Signal(s) : Signal #1: ECD1A.CH Signal #2: ECD2B.CH
Acq On : 18-Jun-21, 05:07:52
Operator : christp
Sample : ic2739-5
Misc : op33095,g6g2739,30,,,2,1
ALS Vial : 5 (Sig #1); 0 (Sig #2) Sample Multiplier: 1

Integration File signal 1: autoint1.e
Integration File signal 2: autoint2.e
Quant Time: Jun 22 23:51:53 2021
Quant Method : C:\MSDCHEM\1\METHODS\6PST2739.M
Quant Title : PEST/PCB
QLast Update : Wed Jun 09 04:17:10 2021
Response via : Initial Calibration
Integrator: ChemStation 6890 Scale Mode: Large solvent peaks clipped

Volume Inj. : 1ul
Signal #1 Phase : RTXCLP I Signal #2 Phase: RTX-CLP II
Signal #1 Info : 30mx.32mmx.32um Signal #2 Info : 30m x .32mm x .25um

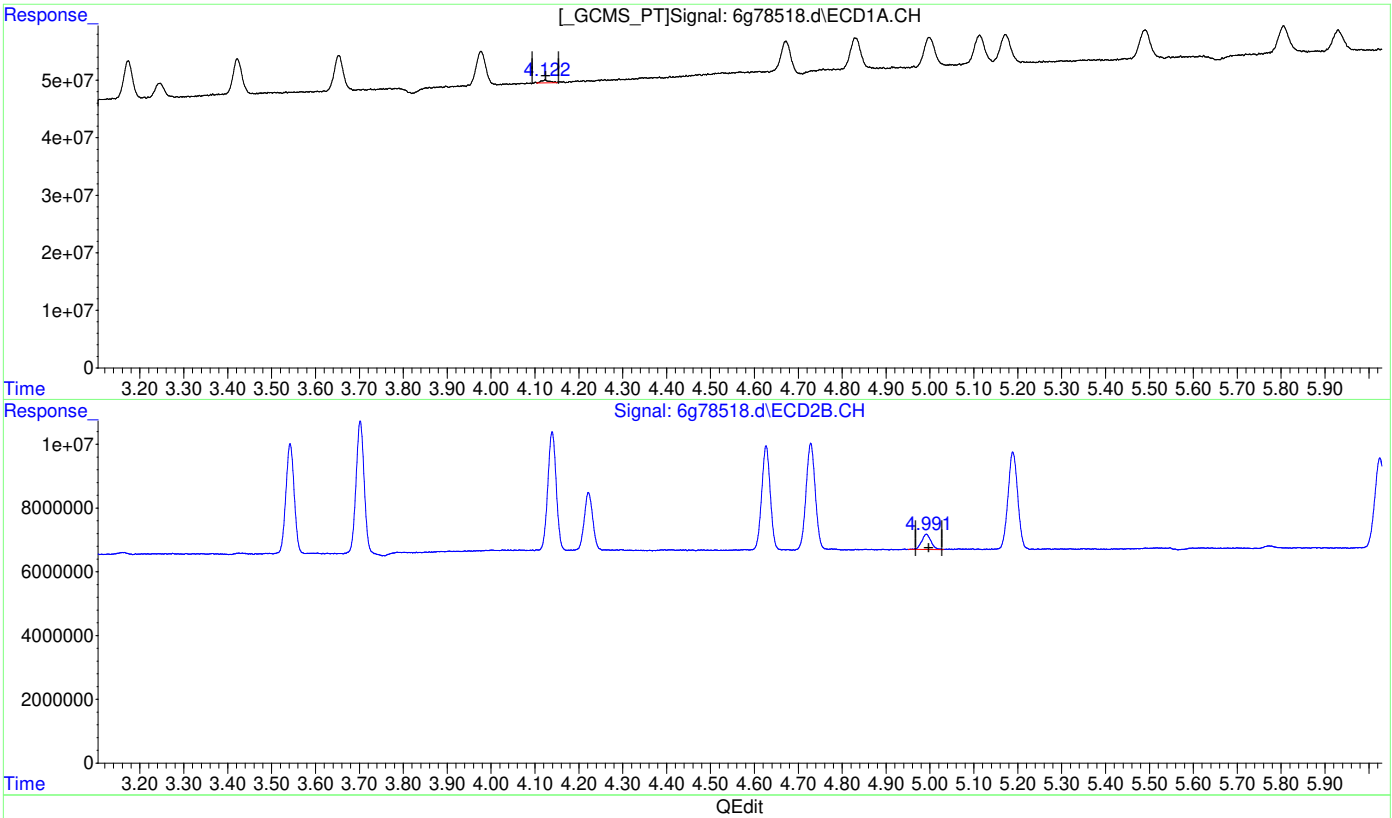

QEdit

(10) alachlor

4.122min 5.340 PPB m

response 6813617

(10) alachlor #2

4.992min 5.727 PPB

response 7082609

(+) = Expected Retention Time

Quantitation Report (Qedit)

Data Path : C:\msdchem\1\data\G6G2739\
Data File : 6g78518.d
Signal(s) : Signal #1: ECD1A.CH Signal #2: ECD2B.CH
Acq On : 18-Jun-21, 05:07:52
Operator : christp
Sample : ic2739-5
Misc : op33095,g6g2739,30,,,2,1
ALS Vial : 5 (Sig #1); 0 (Sig #2) Sample Multiplier: 1

Integration File signal 1: autoint1.e
Integration File signal 2: autoint2.e
Quant Time: Jun 22 23:51:53 2021
Quant Method : C:\MSDCHEM\1\METHODS\6PST2739.M
Quant Title : PEST/PCB
QLast Update : Wed Jun 09 04:17:10 2021
Response via : Initial Calibration
Integrator: ChemStation 6890 Scale Mode: Large solvent peaks clipped

Volume Inj. : 1ul
Signal #1 Phase : RTXCLP I Signal #2 Phase: RTX-CLP II
Signal #1 Info : 30mx.32mmx.32um Signal #2 Info : 30m x .32mm x .25um

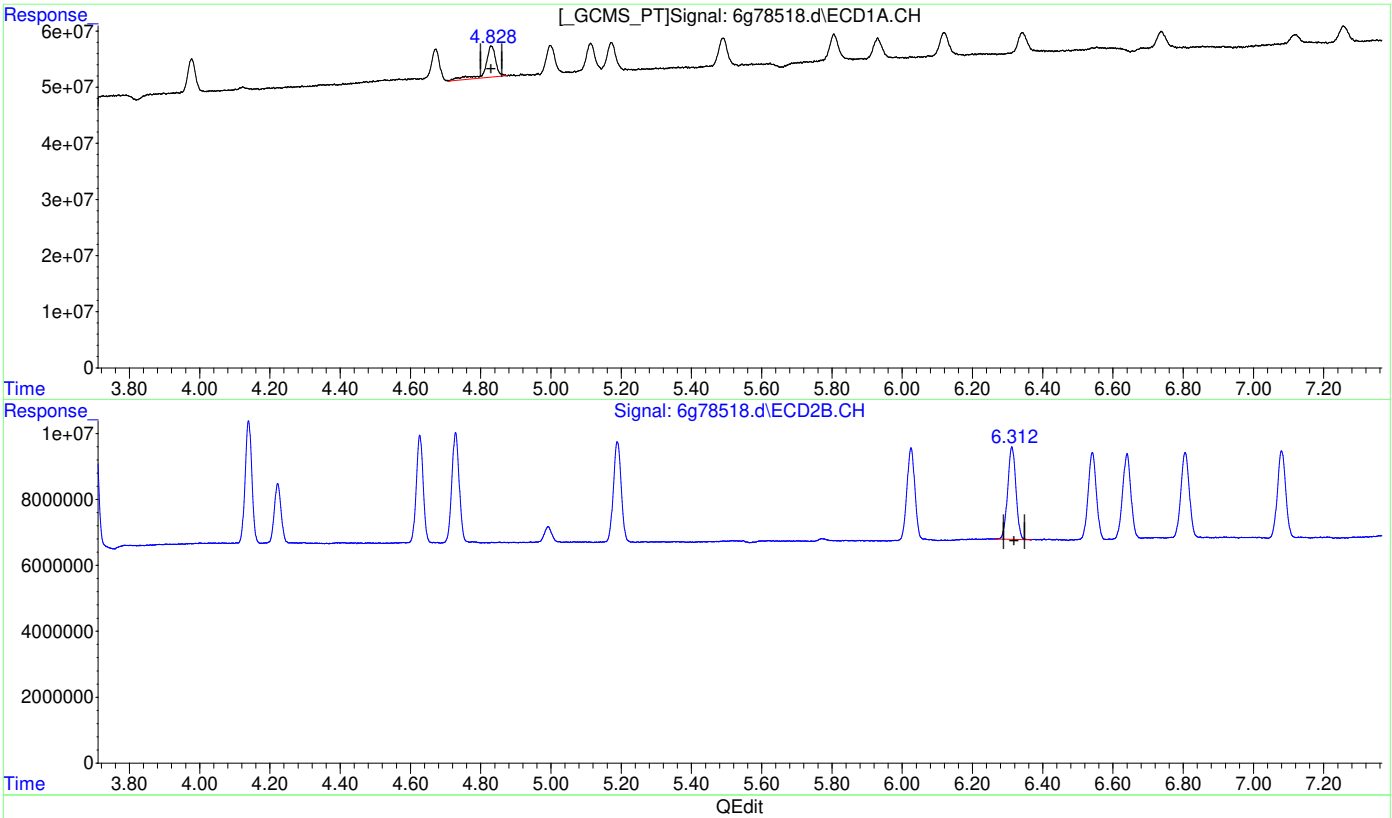

(12) gamma-Chlordane (B)

4.830min 6.318 PPB

response 114486152

(12) gamma-Chlordane #2 (B)

6.313min 5.117 PPB

response 45671687

(+) = Expected Retention Time

Quantitation Report (Qedit)

Data Path : C:\msdchem\1\data\G6G2739\
Data File : 6g78518.d
Signal(s) : Signal #1: ECD1A.CH Signal #2: ECD2B.CH
Acq On : 18-Jun-21, 05:07:52
Operator : christp
Sample : ic2739-5
Misc : op33095,g6g2739,30,,,2,1
ALS Vial : 5 (Sig #1); 0 (Sig #2) Sample Multiplier: 1

Integration File signal 1: autoint1.e
Integration File signal 2: autoint2.e
Quant Time: Jun 22 23:51:53 2021
Quant Method : C:\MSDCHEM\1\METHODS\6PST2739.M
Quant Title : PEST/PCB
QLast Update : Wed Jun 09 04:17:10 2021
Response via : Initial Calibration
Integrator: ChemStation 6890 Scale Mode: Large solvent peaks clipped

Volume Inj. : 1ul
Signal #1 Phase : RTXCLP I Signal #2 Phase: RTX-CLP II
Signal #1 Info : 30mx.32mmx.32um Signal #2 Info : 30m x .32mm x .25um

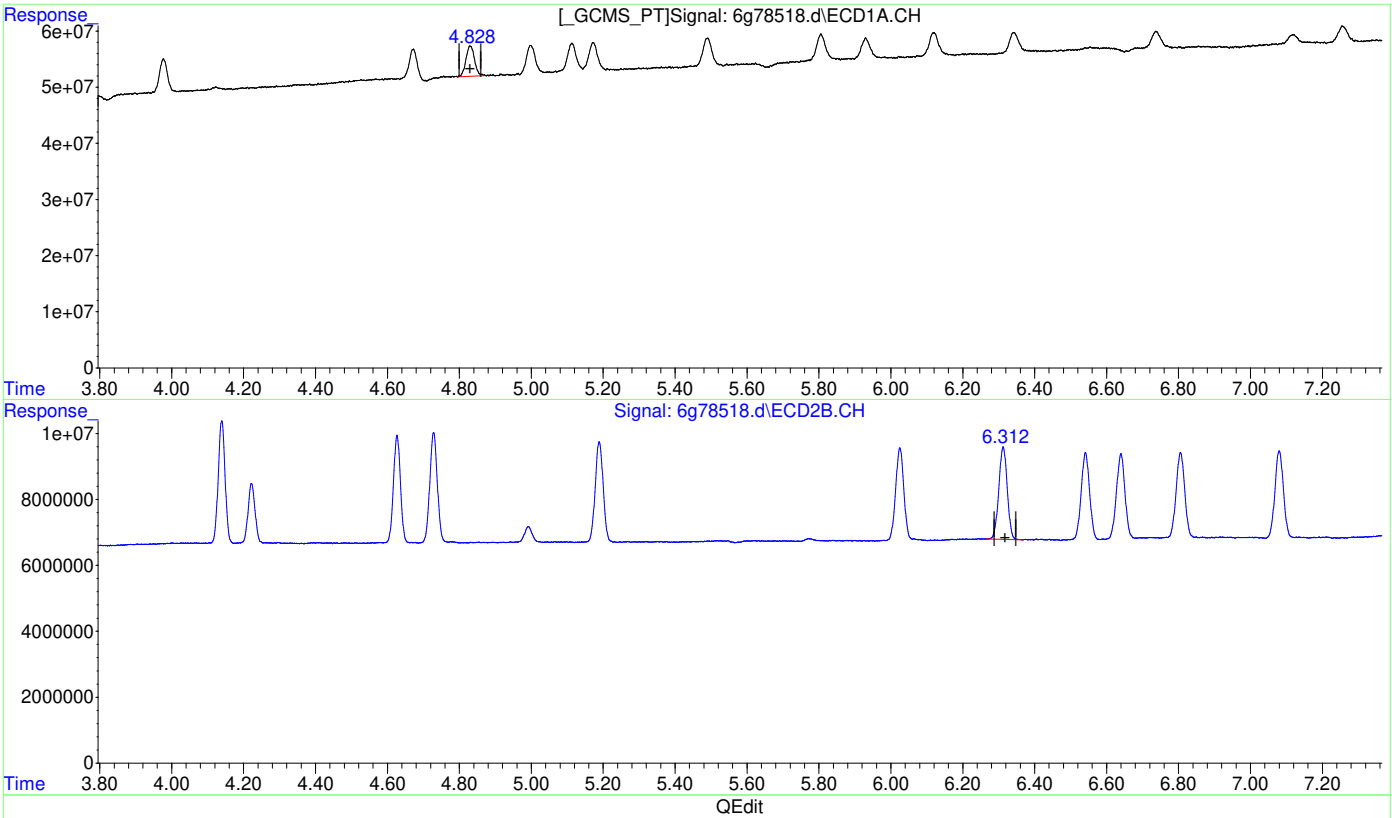

QEdit

(12) gamma-Chlordane (B)

4.828min 4.915 PPB m

response 89062232

(12) gamma-Chlordane #2 (B)

6.313min 5.117 PPB

response 45671687

(+) = Expected Retention Time

Quantitation Report (Qedit)

Data Path : C:\msdchem\1\data\G6G2739\
Data File : 6g78518.d
Signal(s) : Signal #1: ECD1A.CH Signal #2: ECD2B.CH
Acq On : 18-Jun-21, 05:07:52
Operator : christp
Sample : ic2739-5
Misc : op33095,g6g2739,30,,,2,1
ALS Vial : 5 (Sig #1); 0 (Sig #2) Sample Multiplier: 1

Integration File signal 1: autoint1.e
Integration File signal 2: autoint2.e
Quant Time: Jun 22 23:51:53 2021
Quant Method : C:\MSDCHEM\1\METHODS\6PST2739.M
Quant Title : PEST/PCB
QLast Update : Wed Jun 09 04:17:10 2021
Response via : Initial Calibration
Integrator: ChemStation 6890 Scale Mode: Large solvent peaks clipped

Volume Inj. : 1ul
Signal #1 Phase : RTXCLP I Signal #2 Phase: RTX-CLP II
Signal #1 Info : 30mx.32mmx.32um Signal #2 Info : 30m x .32mm x .25um

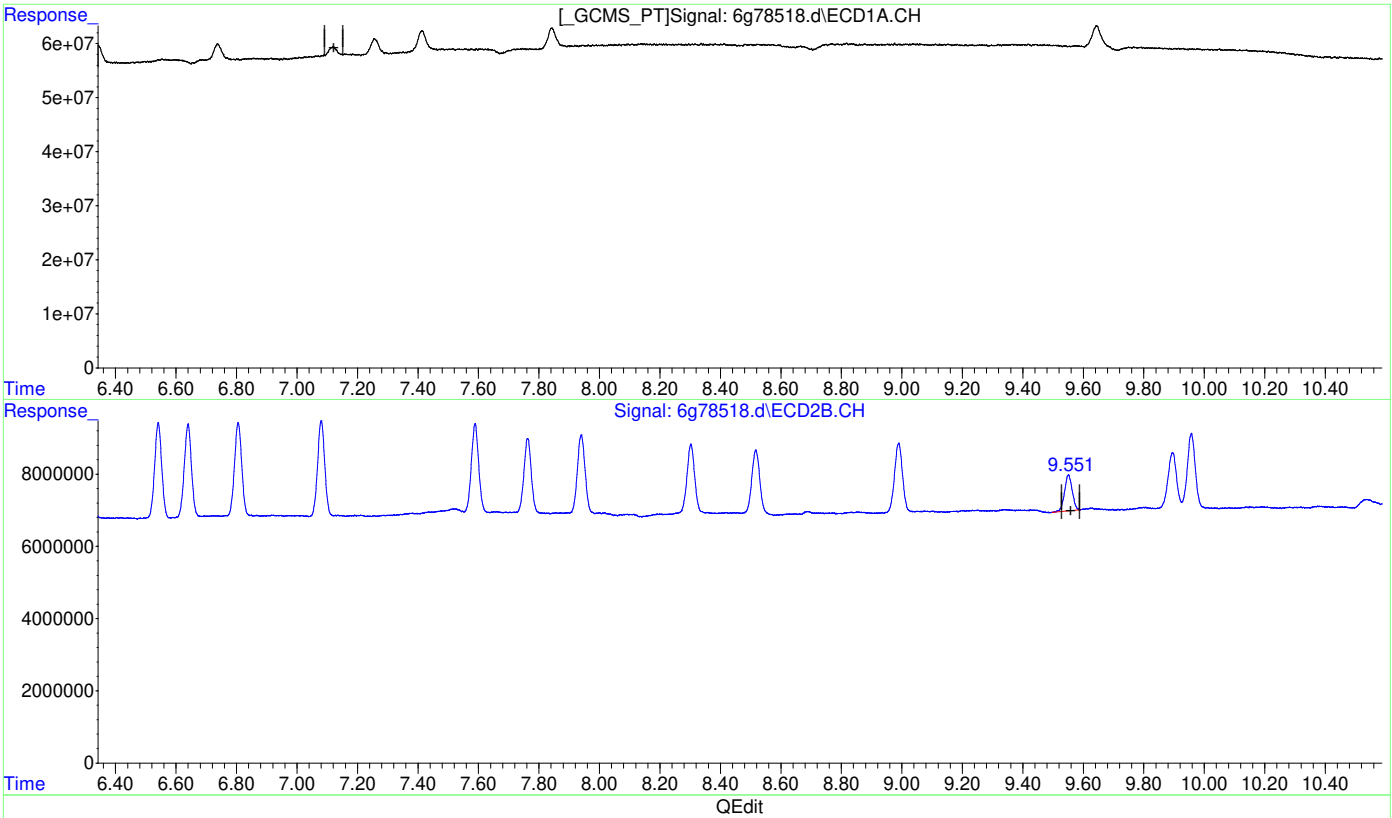

QEdit

(23) Methoxychlor (A)

7.255min 0.000 PPB m

response 0

(23) Methoxychlor #2 (A)

9.551min 5.381 PPB

response 17515190

(+) = Expected Retention Time

Quantitation Report (Qedit)

Data Path : C:\msdchem\1\data\G6G2739\
Data File : 6g78518.d
Signal(s) : Signal #1: ECD1A.CH Signal #2: ECD2B.CH
Acq On : 18-Jun-21, 05:07:52
Operator : christp
Sample : ic2739-5
Misc : op33095,g6g2739,30,,,2,1
ALS Vial : 5 (Sig #1); 0 (Sig #2) Sample Multiplier: 1

Integration File signal 1: autoint1.e
Integration File signal 2: autoint2.e
Quant Time: Jun 22 23:51:53 2021
Quant Method : C:\MSDCHEM\1\METHODS\6PST2739.M
Quant Title : PEST/PCB
QLast Update : Wed Jun 09 04:17:10 2021
Response via : Initial Calibration
Integrator: ChemStation 6890 Scale Mode: Large solvent peaks clipped

Volume Inj. : 1ul
Signal #1 Phase : RTXCLP I Signal #2 Phase: RTX-CLP II
Signal #1 Info : 30mx.32mmx.32um Signal #2 Info : 30m x .32mm x .25um

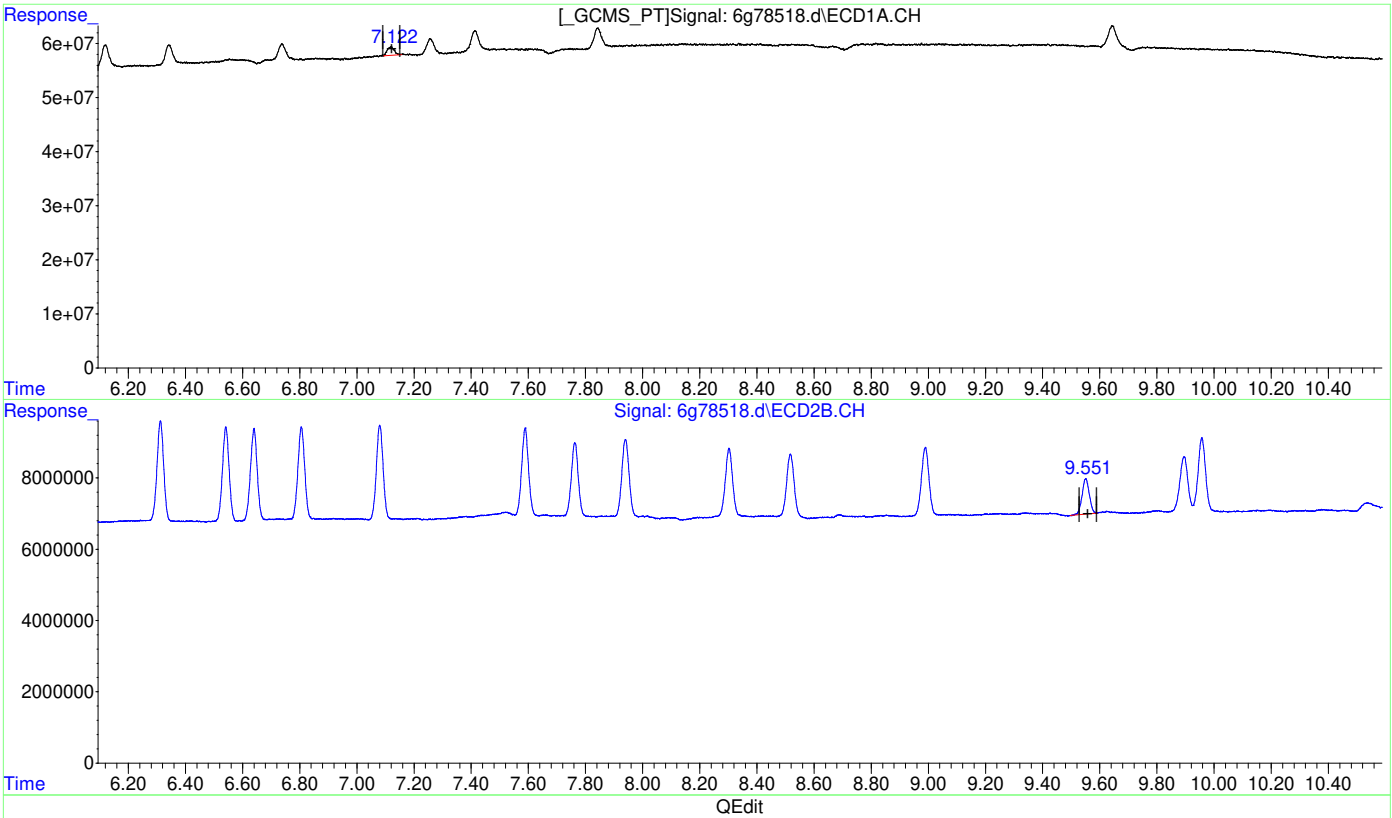

QEdit

(23) Methoxychlor (A)

7.122min 4.047 PPB m

response 27070935

(23) Methoxychlor #2 (A)

9.551min 5.381 PPB

response 17515190

(+) = Expected Retention Time

Quantitation Report (Qedit)

Data Path : C:\msdchem\1\data\G6G2739\
Data File : 6g78518.d
Signal(s) : Signal #1: ECD1A.CH Signal #2: ECD2B.CH
Acq On : 18-Jun-21, 05:07:52
Operator : christp
Sample : ic2739-5
Misc : op33095,g6g2739,30,,,2,1
ALS Vial : 5 (Sig #1); 0 (Sig #2) Sample Multiplier: 1

Integration File signal 1: autoint1.e
Integration File signal 2: autoint2.e
Quant Time: Jun 22 23:51:53 2021
Quant Method : C:\MSDCHEM\1\METHODS\6PST2739.M
Quant Title : PEST/PCB
QLast Update : Wed Jun 09 04:17:10 2021
Response via : Initial Calibration
Integrator: ChemStation 6890 Scale Mode: Large solvent peaks clipped

Volume Inj. : 1ul
Signal #1 Phase : RTXCLP I Signal #2 Phase: RTX-CLP II
Signal #1 Info : 30mx.32mmx.32um Signal #2 Info : 30m x .32mm x .25um

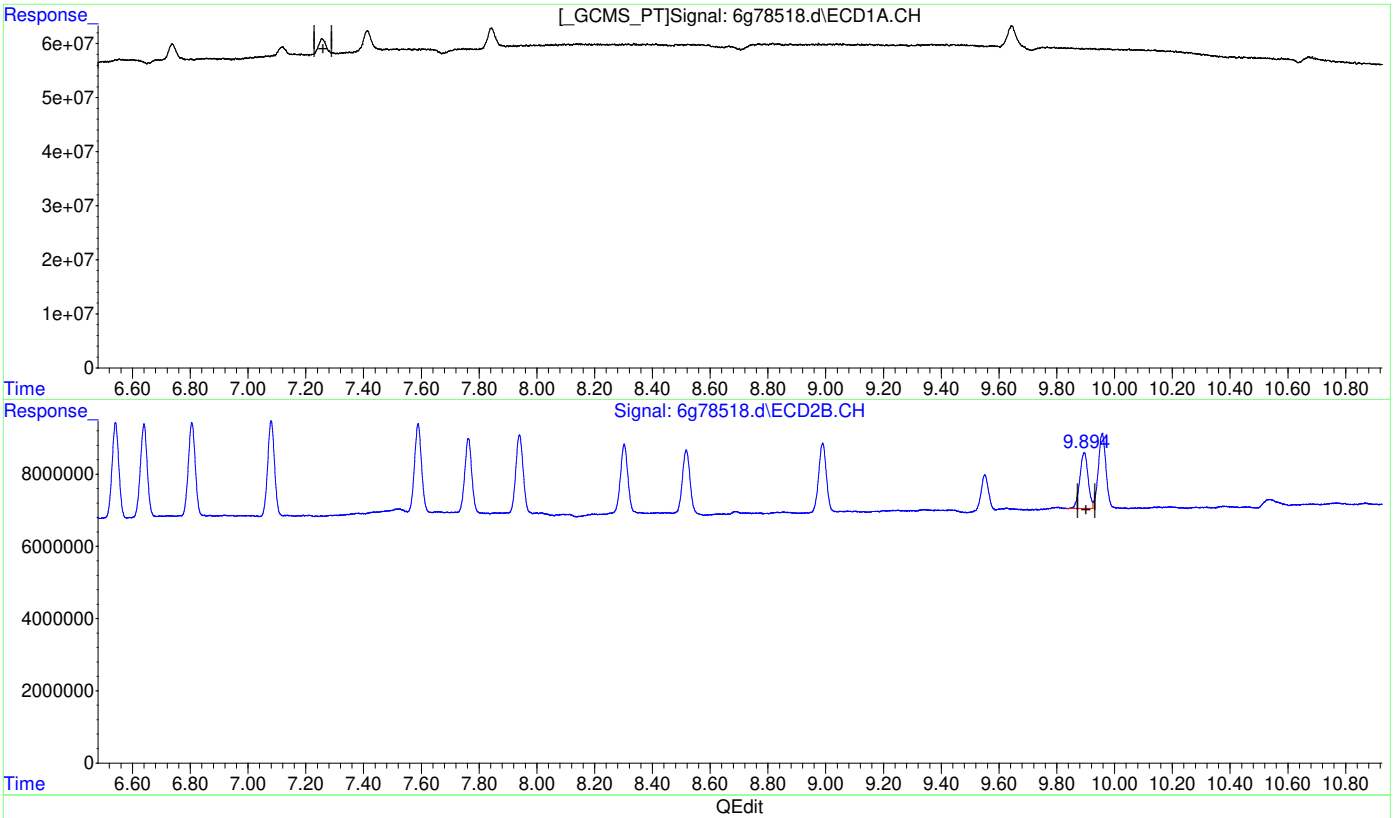

QEdit

(24) Mirex

7.104min 0.000 PPB m

response 0

(24) Mirex #2

9.895min 4.843 PPB

response 30420150

(+) = Expected Retention Time

6PST2739.M Tue Jun 22 23:54:33 2021 Page: 1

Quantitation Report (Qedit)

Data Path : C:\msdchem\1\data\G6G2739\
Data File : 6g78518.d
Signal(s) : Signal #1: ECD1A.CH Signal #2: ECD2B.CH
Acq On : 18-Jun-21, 05:07:52
Operator : christp
Sample : ic2739-5
Misc : op33095,g6g2739,30,,,2,1
ALS Vial : 5 (Sig #1); 0 (Sig #2) Sample Multiplier: 1

Integration File signal 1: autoint1.e
Integration File signal 2: autoint2.e
Quant Time: Jun 22 23:51:53 2021
Quant Method : C:\MSDCHEM\1\METHODS\6PST2739.M
Quant Title : PEST/PCB
QLast Update : Wed Jun 09 04:17:10 2021
Response via : Initial Calibration
Integrator: ChemStation 6890 Scale Mode: Large solvent peaks clipped

Volume Inj. : 1ul
Signal #1 Phase : RTXCLP I Signal #2 Phase: RTX-CLP II
Signal #1 Info : 30mx.32mmx.32um Signal #2 Info : 30m x .32mm x .25um

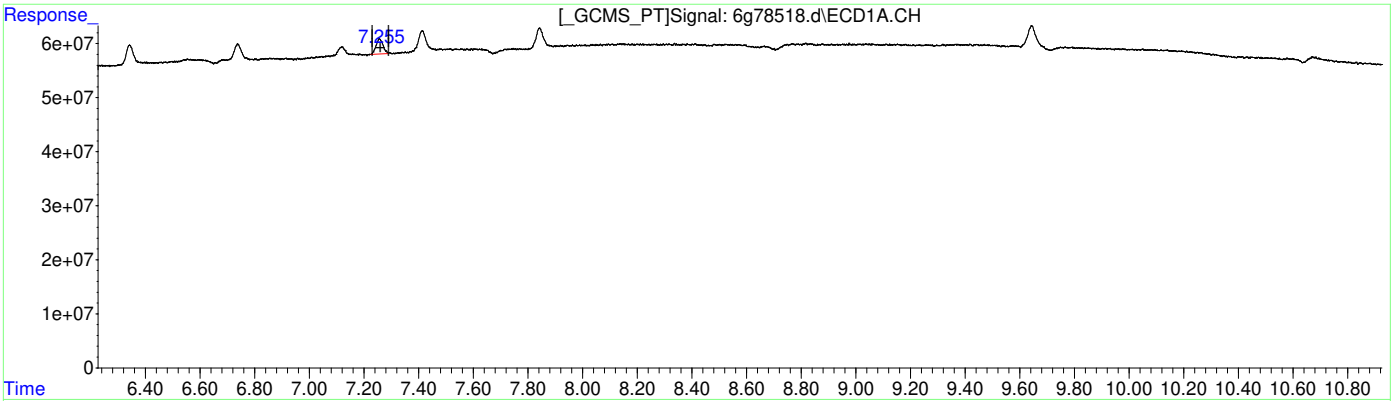

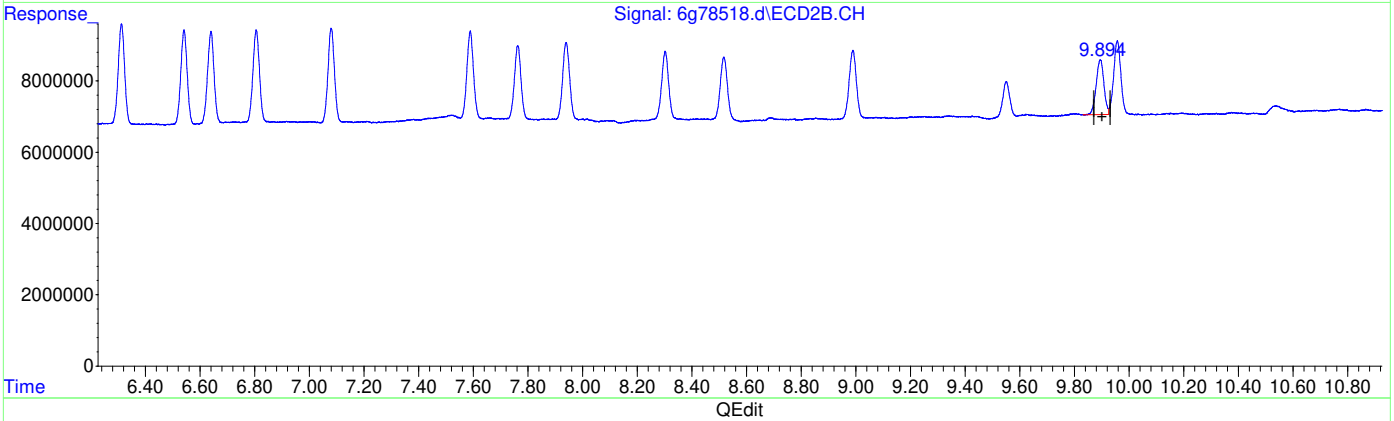

QEdit

(24) Mirex

7.255min 4.620 PPB m

response 49720259

(24) Mirex #2

9.895min 4.843 PPB

response 30420150

(+) = Expected Retention Time
6PST2739.M Tue Jun 22 23:54:45 2021

Quantitation Report (Qedit)

Data Path : C:\msdchem\1\data\G6G2739\
Data File : 6g78518.d
Signal(s) : Signal #1: ECD1A.CH Signal #2: ECD2B.CH
Acq On : 18-Jun-21, 05:07:52
Operator : christp
Sample : ic2739-5
Misc : op33095,g6g2739,30,,,2,1
ALS Vial : 5 (Sig #1); 0 (Sig #2) Sample Multiplier: 1

Integration File signal 1: autoint1.e
Integration File signal 2: autoint2.e
Quant Time: Jun 22 23:51:53 2021
Quant Method : C:\MSDCHEM\1\METHODS\6PST2739.M
Quant Title : PEST/PCB
QLast Update : Wed Jun 09 04:17:10 2021
Response via : Initial Calibration
Integrator: ChemStation 6890 Scale Mode: Large solvent peaks clipped

Volume Inj. : 1ul
Signal #1 Phase : RTXCLP I Signal #2 Phase: RTX-CLP II
Signal #1 Info : 30mx.32mmx.32um Signal #2 Info : 30m x .32mm x .25um

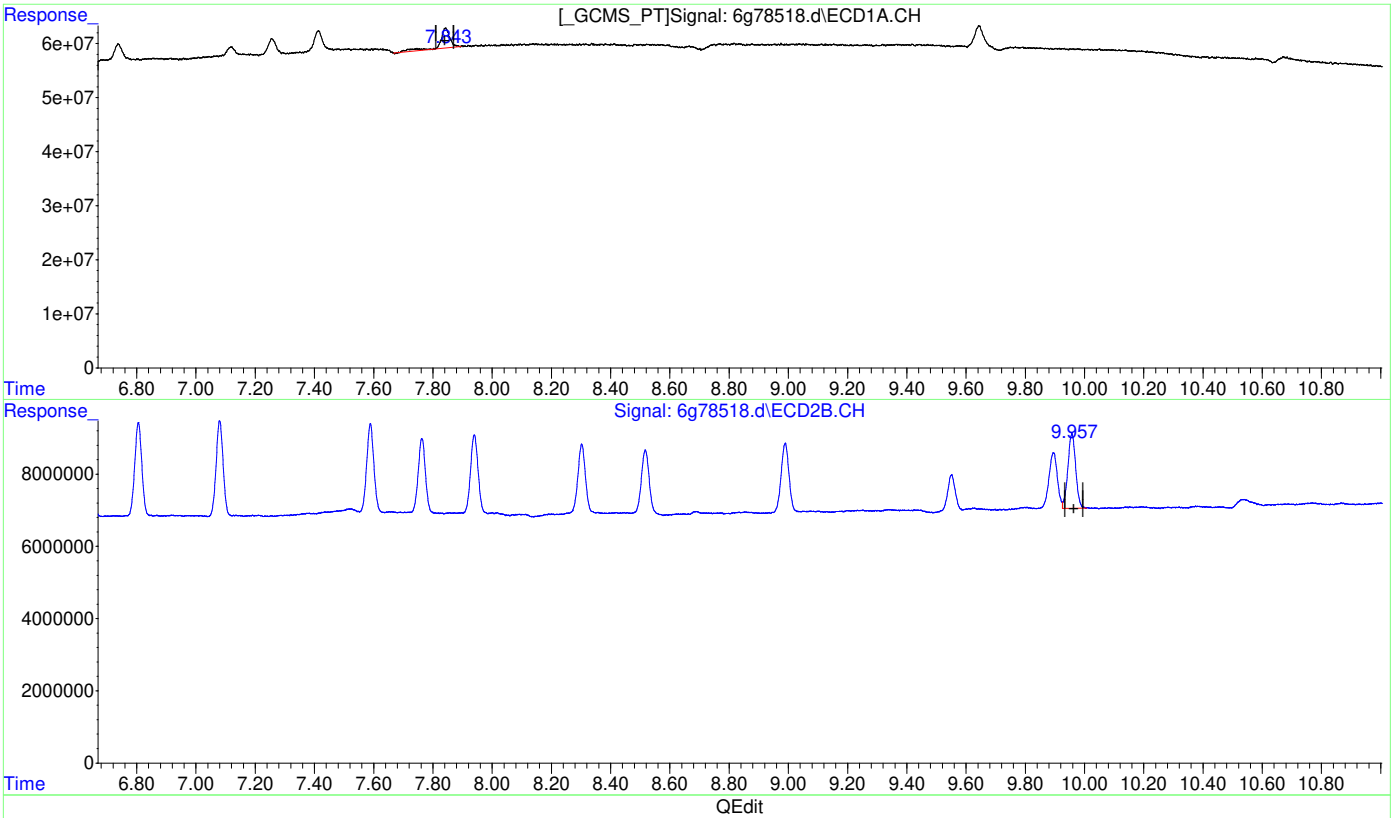

(25) Endrin Ketone (B)

7.843min 5.837 PPB

response 85879883

(25) Endrin Ketone #2 (B)

9.957min 5.040 PPB

response 37761744

(+) = Expected Retention Time
6PST2739.M Tue Jun 22 23:54:49 2021

Quantitation Report (Qedit)

Data Path : C:\msdchem\1\data\G6G2739\
Data File : 6g78518.d
Signal(s) : Signal #1: ECD1A.CH Signal #2: ECD2B.CH
Acq On : 18-Jun-21, 05:07:52
Operator : christp
Sample : ic2739-5
Misc : op33095,g6g2739,30,,,2,1
ALS Vial : 5 (Sig #1); 0 (Sig #2) Sample Multiplier: 1

Integration File signal 1: autoint1.e
Integration File signal 2: autoint2.e
Quant Time: Jun 22 23:51:53 2021
Quant Method : C:\MSDCHEM\1\METHODS\6PST2739.M
Quant Title : PEST/PCB
QLast Update : Wed Jun 09 04:17:10 2021
Response via : Initial Calibration
Integrator: ChemStation 6890 Scale Mode: Large solvent peaks clipped

Volume Inj. : 1ul
Signal #1 Phase : RTXCLP I Signal #2 Phase: RTX-CLP II
Signal #1 Info : 30mx.32mmx.32um Signal #2 Info : 30m x .32mm x .25um

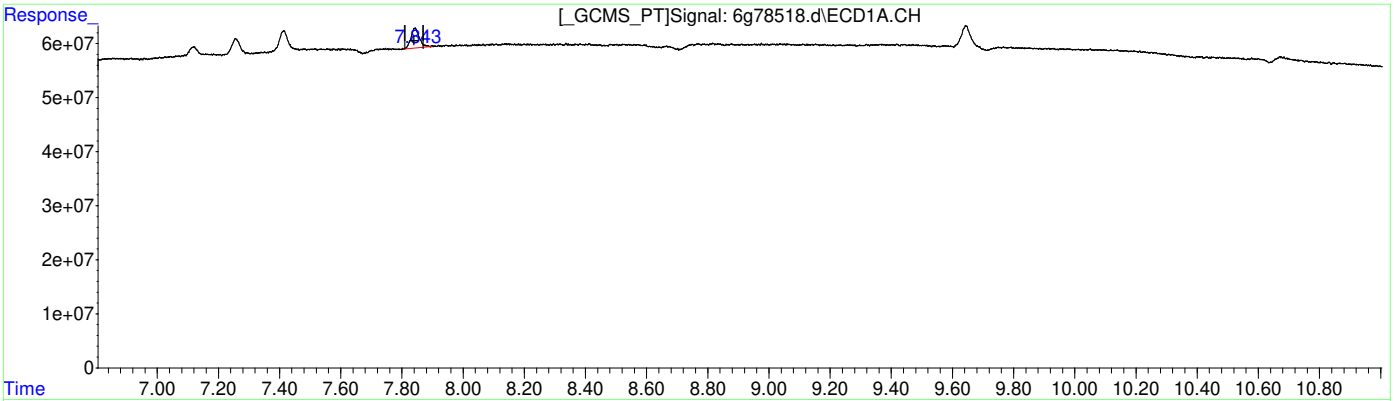

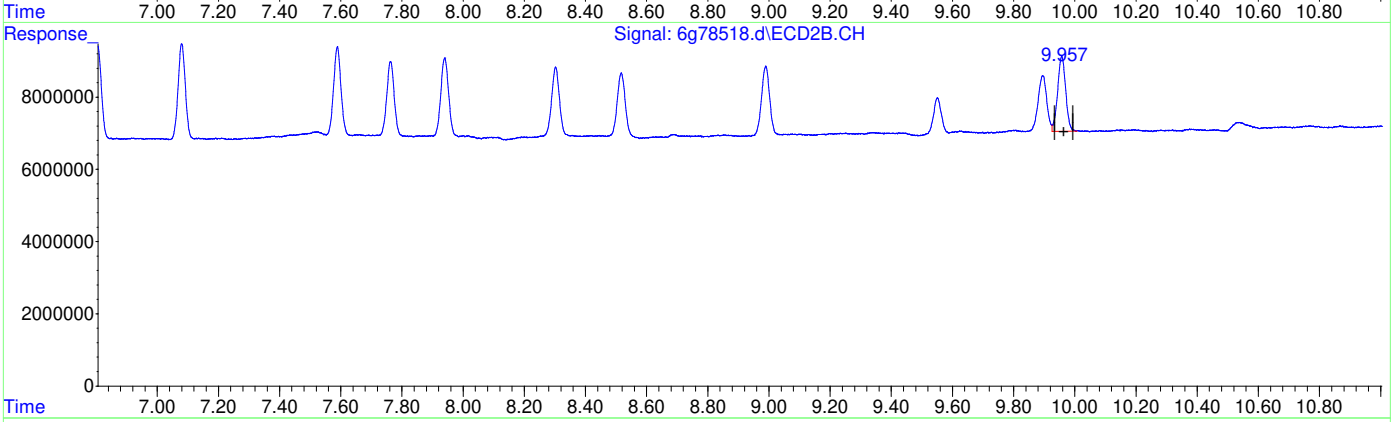

QEdit

(25) Endrin Ketone (B)

7.843min 4.717 PPB m

response 69392926

(25) Endrin Ketone #2 (B)

9.957min 5.040 PPB

response 37761744

(+) = Expected Retention Time

Manual Integrations APPROVED (compounds with "m" flag)
Gwendolyn Burns 07/16/21 12:24

Quantitation Report (QT Reviewed)

Data Path : C:\msdchem\1\data\G6G2739\
Data File : 6g78519.d
Signal(s) : Signal #1: ECD1A.CH Signal #2: ECD2B.CH
Acq On : 18-Jun-21, 05:26:10 (#1); 18-Jun-21, 05:26:09 (#2)
Operator : christp
Sample : ic2739-10
Misc : op33095,g6g2739,30,,,2,1
ALS Vial : 6 (Sig #1); 0 (Sig #2) Sample Multiplier: 1

Integration File signal 1: autoint1.e
Integration File signal 2: autoint2.e
Quant Time: Jun 23 00:41:14 2021
Quant Method : C:\MSDCHEM\1\METHODS\6PST2739.M
Quant Title : PEST/PCB
QLast Update : Wed Jun 09 04:17:10 2021
Response via : Initial Calibration
Integrator: ChemStation 6890 Scale Mode: Large solvent peaks clipped

Volume Inj. : 1ul
Signal #1 Phase : RTXCLP I Signal #2 Phase: RTX-CLP II
Signal #1 Info : 30mx.32mmx.32um Signal #2 Info : 30m x .32mm x .25um

		Compound	RT#1	RT#2	Resp#1	Resp#2	PPB	PPB	
		Internal Standards							
1)	I	1-bromo-2...	1.834	2.183	728.6E6	434.1E6	50.000	50.000	
		System Monitoring Compounds							
2)	SAB	Tetrachlo...	2.423	3.022	71248709	74311206	9.324	10.464	
		Spiked Amount 40.000	Range 30 - 150		Recovery =		23.31%#	26.16%#	
26)	SA	Decachlor...	9.644	12.057	175.2E6	53311665	9.831	9.583	
		Spiked Amount 40.000			Recovery =		24.58%	23.96%	
		Target Compounds							
3)		hexachlor...	2.747	3.542	234.2E6	89284152	9.812	10.295	
4)	A	alpha-BHC	2.887	3.702	200.4E6	108.8E6	9.777	10.149	
5)	MA	gamma-BHC	3.172	4.139	188.5E6	100.4E6	9.968m	10.290	
6)	MA	Heptachlor	3.653	4.729	178.6E6	97589145	10.006	10.514	
7)	B	beta-BHC	3.244	4.222	75566697	48140072	9.732	10.421	
8)	B	delta-BHC	3.421	4.627	178.9E6	93038313	10.209	11.204	
9)	MB	Aldrin	3.977	5.189	183.8E6	94899736	10.031	10.344	
10)		alachlor	4.120	4.991	13550894	13445536	10.600m	10.908	
11)	B	Heptachlo...	4.671	6.025	170.4E6	90309520	9.133	10.658	
12)	B	gamma-Chl...	4.830	6.313	179.0E6	92145225	9.860	10.356	
13)	B	alpha-Chl...	4.999	6.541	172.2E6	88468057	9.850	10.982	
14)	A	Endosulfan I	5.171	6.639	176.5E6	85838594	10.142	10.490	
15)	B	4,4'-DDE	5.112	6.805	176.2E6	87714862	10.400	10.405	
16)	MA	Dieldrin	5.489	7.081	177.5E6	88564661	10.273	10.540	
17)	MA	Endrin	5.805	7.590	168.6E6	83336968	10.485	10.739	
18)	A	4,4'-DDD	5.929	7.762	131.2E6	71418763	10.141	10.507	
19)	B	Endosulfa...	6.120	7.941	146.5E6	78432167	9.072	10.728	
20)	MA	4,4'-DDT	6.343	8.302	130.7E6	68344401	9.808	10.619	
21)	B	Endrin Al...	6.737	8.517	133.5E6	65433630	10.959	10.723	
22)	B	Endosulfa...	7.413	8.988	147.4E6	71847813	10.679	10.909	
23)	A	Methoxychlor	7.117	9.551	58801064	36633664	8.773	11.292	#
24)		Mirex	7.256	9.894	108.1E6	60667171	10.027	9.690	
25)	B	Endrin Ke...	7.840	9.957	149.6E6	76969962	10.150m	10.307	
		Sum Toxaphene			0	0	N.D.	N.D.	
Average		Toxaphene					0.000	0.000	

SemiQuant Compounds - Not Calibrated on this Instrument

(f)=RT Delta > 1/2 Window (#)=Amounts differ by > 25% (m)=manual int.

11.6.4 11

Quantitation Report (QT Reviewed)

Data Path : C:\msdchem\1\data\G6G2739\
Data File : 6g78519.d
Signal(s) : Signal #1: ECD1A.CH Signal #2: ECD2B.CH
Acq On : 18-Jun-21, 05:26:10 (#1); 18-Jun-21, 05:26:09 (#2)
Operator : christp
Sample : ic2739-10
Misc : op33095,g6g2739,30,,,2,1
ALS Vial : 6 (Sig #1); 0 (Sig #2) Sample Multiplier: 1

Integration File signal 1: autoint1.e
Integration File signal 2: autoint2.e
Quant Time: Jun 23 00:41:14 2021
Quant Method : C:\MSDCHEM\1\METHODS\6PST2739.M
Quant Title : PEST/PCB
QLast Update : Wed Jun 09 04:17:10 2021
Response via : Initial Calibration
Integrator: ChemStation 6890 Scale Mode: Large solvent peaks clipped

Volume Inj. : 1ul
Signal #1 Phase : RTXCLP I Signal #2 Phase: RTX-CLP II
Signal #1 Info : 30mx.32mmx.32um Signal #2 Info : 30m x .32mm x .25um

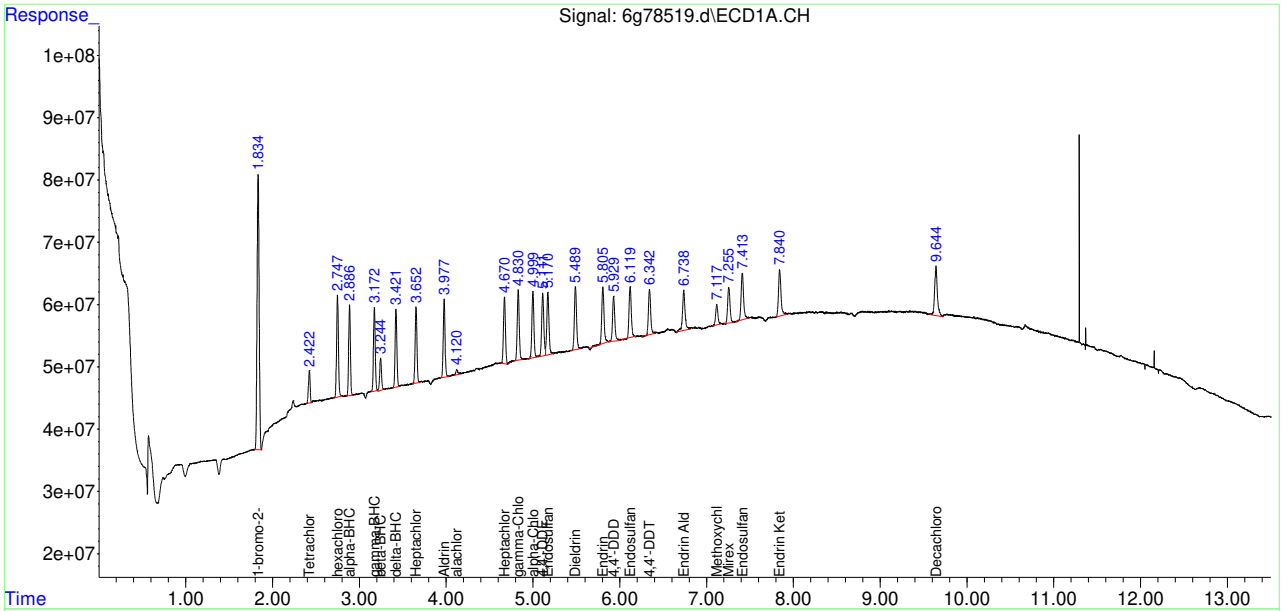

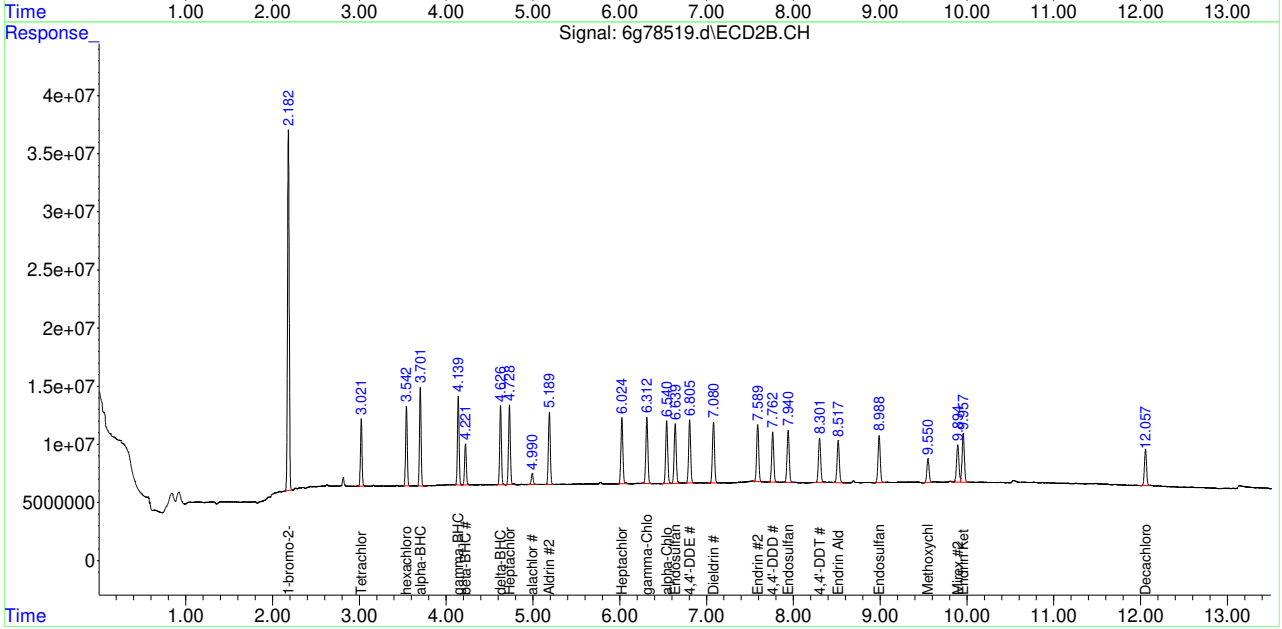

Manual Integration Approval Summary

Sample Number: G6G2739-IC2739
Lab FileID: 6G78519.D
Injection Time: 06/18/21 05:26

Method: EPA 608.3
Analyst approved: 07/08/21 04:48 Christine Phillips
Supervisor approved: 07/16/21 12:24 Gwendolyn Burns

Parameter	CAS	Sig#	R.T. (min.)	Reason
gamma-BHC (Lindane)	58-89-9	1	3.17	Poorly defined baseline
Endrin ketone	53494-70-5	1	7.84	Poorly defined baseline

Quantitation Report (Qedit)

Data Path : C:\msdchem\1\data\G6G2739\
Data File : 6g78519.d
Signal(s) : Signal #1: ECD1A.CH Signal #2: ECD2B.CH
Acq On : 18-Jun-21, 05:26:10 (#1); 18-Jun-21, 05:26:09 (#2)
Operator : christp
Sample : ic2739-10
Misc : op33095,g6g2739,30,,,2,1
ALS Vial : 6 (Sig #1); 0 (Sig #2) Sample Multiplier: 1

Integration File signal 1: autoint1.e
Integration File signal 2: autoint2.e
Quant Time: Jun 22 23:55:26 2021
Quant Method : C:\MSDCHEM\1\METHODS\6PST2739.M
Quant Title : PEST/PCB
QLast Update : Wed Jun 09 04:17:10 2021
Response via : Initial Calibration
Integrator: ChemStation 6890 Scale Mode: Large solvent peaks clipped

Volume Inj. : 1ul
Signal #1 Phase : RTXCLP I Signal #2 Phase: RTX-CLP II
Signal #1 Info : 30mx.32mmx.32um Signal #2 Info : 30m x .32mm x .25um

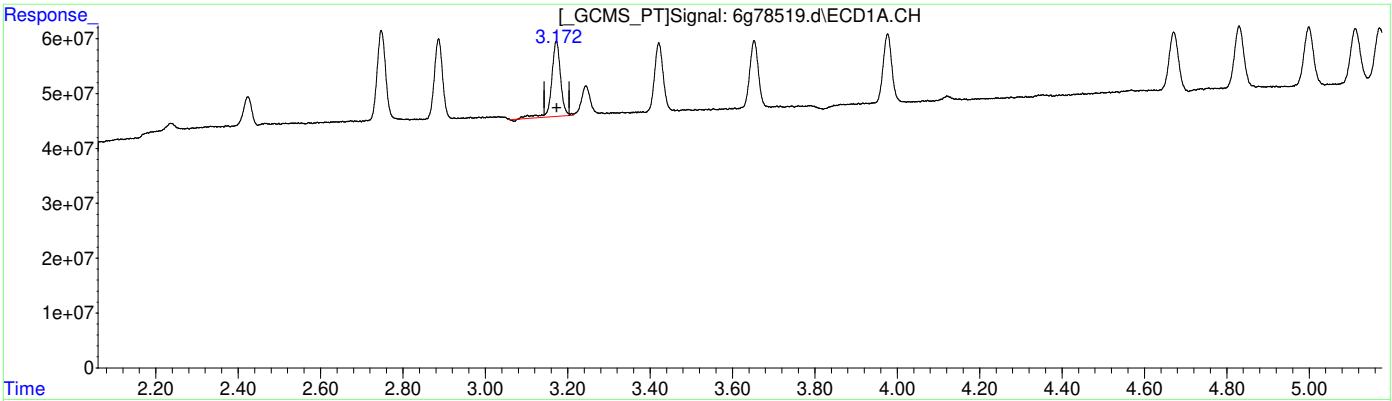

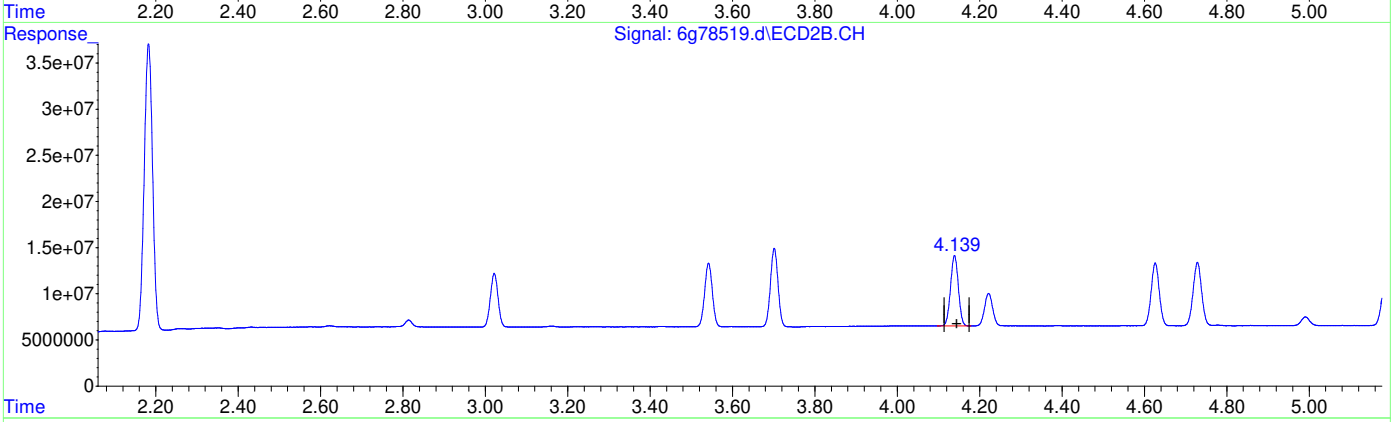

QEdit

(5) gamma-BHC (MA)

3.173min 11.092 PPB

response 209711322

(5) gamma-BHC #2 (MA)

4.139min 10.290 PPB

response 100391699

(+) = Expected Retention Time
6PST2739.M Tue Jun 22 23:55:39 2021

Quantitation Report (Qedit)

Data Path : C:\msdchem\1\data\G6G2739\
Data File : 6g78519.d
Signal(s) : Signal #1: ECD1A.CH Signal #2: ECD2B.CH
Acq On : 18-Jun-21, 05:26:10 (#1); 18-Jun-21, 05:26:09 (#2)
Operator : christp
Sample : ic2739-10
Misc : op33095,g6g2739,30,,,2,1
ALS Vial : 6 (Sig #1); 0 (Sig #2) Sample Multiplier: 1

Integration File signal 1: autoint1.e
Integration File signal 2: autoint2.e
Quant Time: Jun 22 23:55:26 2021
Quant Method : C:\MSDCHEM\1\METHODS\6PST2739.M
Quant Title : PEST/PCB
QLast Update : Wed Jun 09 04:17:10 2021
Response via : Initial Calibration
Integrator: ChemStation 6890 Scale Mode: Large solvent peaks clipped

Volume Inj. : 1ul
Signal #1 Phase : RTXCLP I Signal #2 Phase: RTX-CLP II
Signal #1 Info : 30mx.32mmx.32um Signal #2 Info : 30m x .32mm x .25um

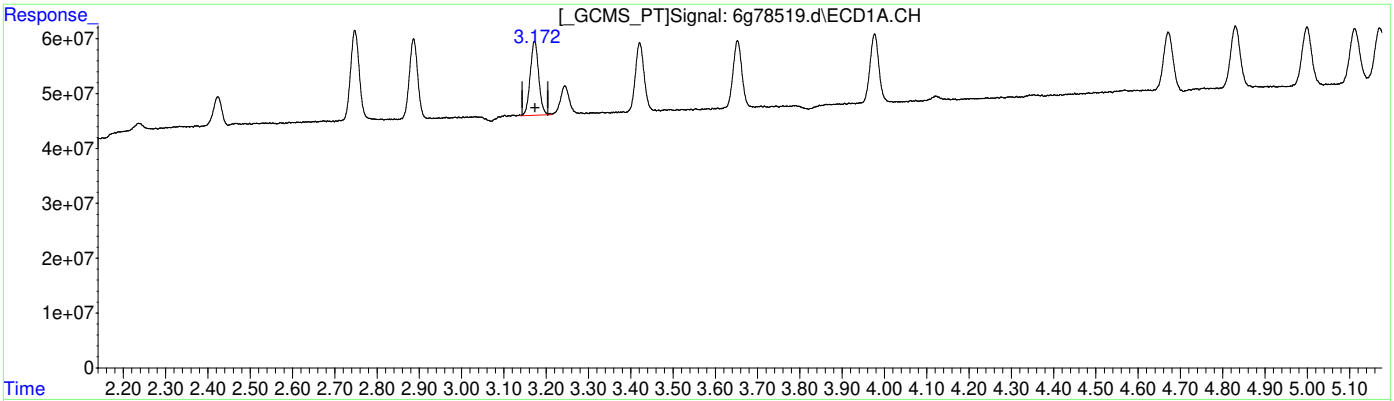

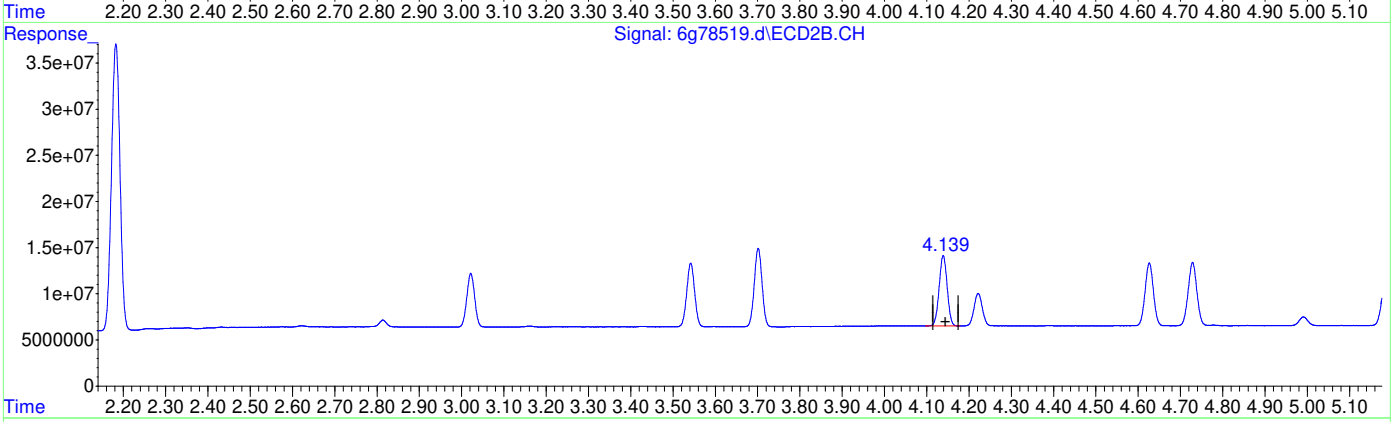

QEdit

(5) gamma-BHC (MA)

3.172min 9.968 PPB m

response 188455059

(5) gamma-BHC #2 (MA)

4.139min 10.290 PPB

response 100391699

(+) = Expected Retention Time
6PST2739.M Tue Jun 22 23:55:51 2021

Quantitation Report (Qedit)

Data Path : C:\msdchem\1\data\G6G2739\
Data File : 6g78519.d
Signal(s) : Signal #1: ECD1A.CH Signal #2: ECD2B.CH
Acq On : 18-Jun-21, 05:26:10 (#1); 18-Jun-21, 05:26:09 (#2)
Operator : christp
Sample : ic2739-10
Misc : op33095,g6g2739,30,,,2,1
ALS Vial : 6 (Sig #1); 0 (Sig #2) Sample Multiplier: 1

Integration File signal 1: autoint1.e
Integration File signal 2: autoint2.e
Quant Time: Jun 22 23:55:26 2021
Quant Method : C:\MSDCHEM\1\METHODS\6PST2739.M
Quant Title : PEST/PCB
QLast Update : Wed Jun 09 04:17:10 2021
Response via : Initial Calibration
Integrator: ChemStation 6890 Scale Mode: Large solvent peaks clipped

Volume Inj. : 1ul
Signal #1 Phase : RTXCLP I Signal #2 Phase: RTX-CLP II
Signal #1 Info : 30mx.32mmx.32um Signal #2 Info : 30m x .32mm x .25um

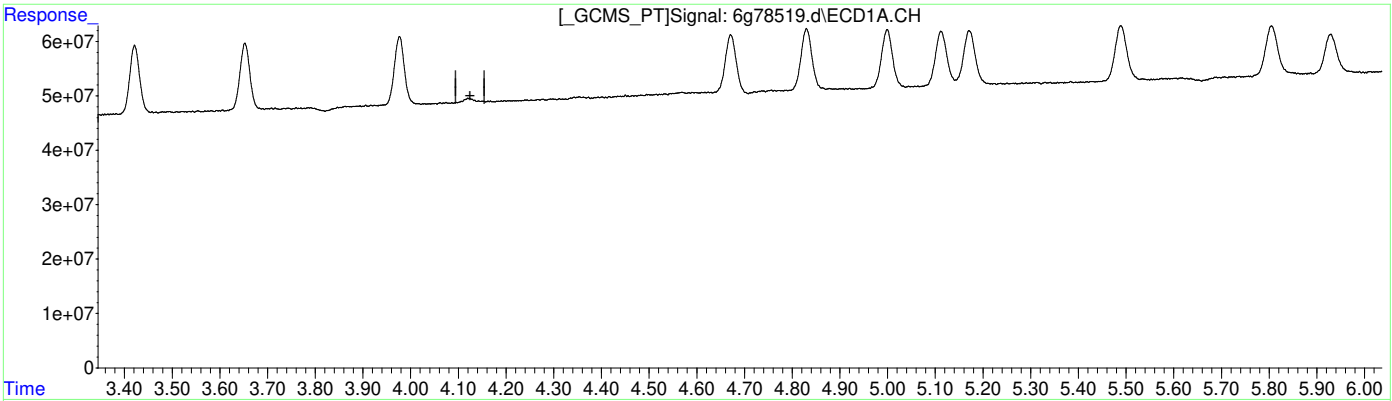

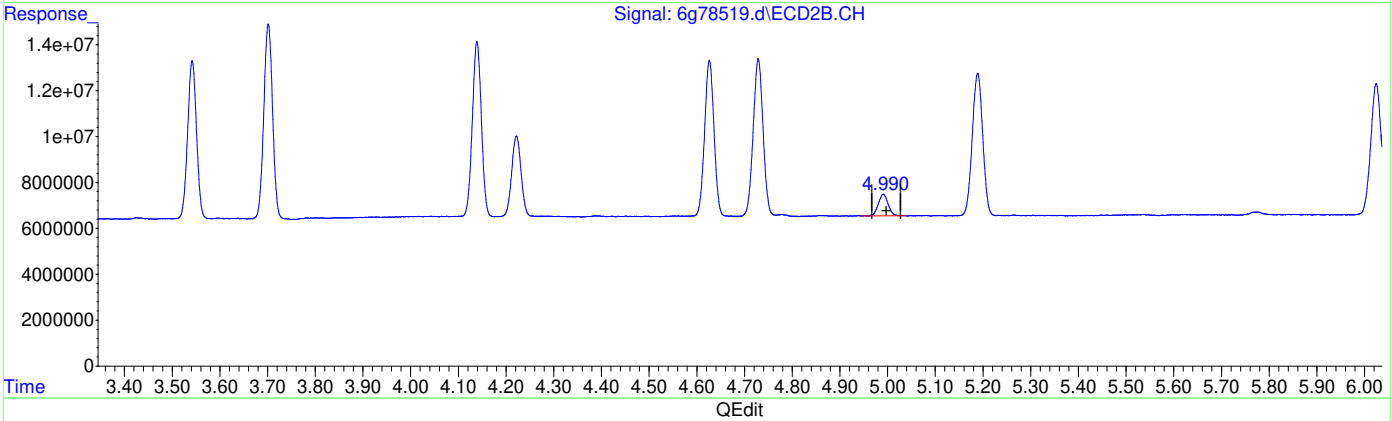

QEdit

(10) alachlor

4.017min 0.000 PPB m

response 0

(10) alachlor #2

4.991min 10.908 PPB

response 13445536

(+) = Expected Retention Time
6PST2739.M Tue Jun 22 23:56:06 2021

Quantitation Report (Qedit)

Data Path : C:\msdchem\1\data\G6G2739\
Data File : 6g78519.d
Signal(s) : Signal #1: ECD1A.CH Signal #2: ECD2B.CH
Acq On : 18-Jun-21, 05:26:10 (#1); 18-Jun-21, 05:26:09 (#2)
Operator : christp
Sample : ic2739-10
Misc : op33095,g6g2739,30,,,2,1
ALS Vial : 6 (Sig #1); 0 (Sig #2) Sample Multiplier: 1

Integration File signal 1: autoint1.e
Integration File signal 2: autoint2.e
Quant Time: Jun 22 23:55:26 2021
Quant Method : C:\MSDCHEM\1\METHODS\6PST2739.M
Quant Title : PEST/PCB
QLast Update : Wed Jun 09 04:17:10 2021
Response via : Initial Calibration
Integrator: ChemStation 6890 Scale Mode: Large solvent peaks clipped

Volume Inj. : 1ul
Signal #1 Phase : RTXCLP I Signal #2 Phase: RTX-CLP II
Signal #1 Info : 30mx.32mmx.32um Signal #2 Info : 30m x .32mm x .25um

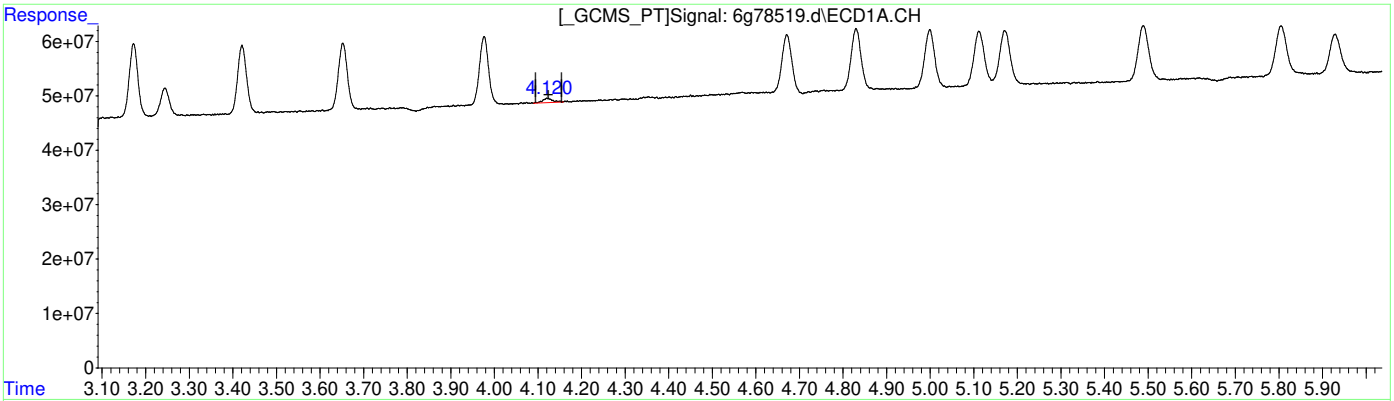

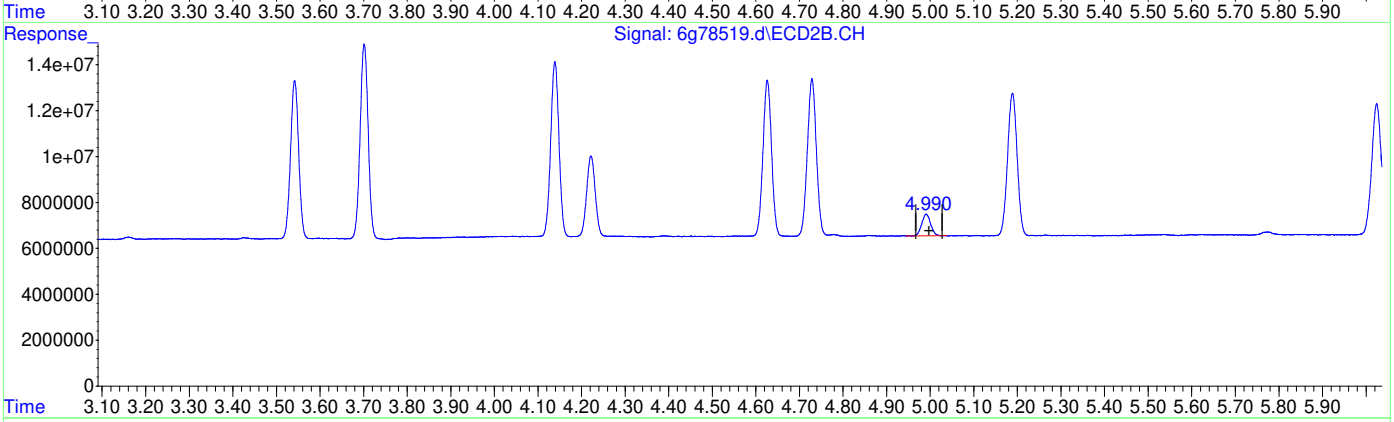

QEdit

(10) alachlor

4.120min 10.600 PPB m

response 13550894

(10) alachlor #2

4.991min 10.908 PPB

response 13445536

(+) = Expected Retention Time

Quantitation Report (Qedit)

Data Path : C:\msdchem\1\data\G6G2739\
Data File : 6g78519.d
Signal(s) : Signal #1: ECD1A.CH Signal #2: ECD2B.CH
Acq On : 18-Jun-21, 05:26:10 (#1); 18-Jun-21, 05:26:09 (#2)
Operator : christp
Sample : ic2739-10
Misc : op33095,g6g2739,30,,,2,1
ALS Vial : 6 (Sig #1); 0 (Sig #2) Sample Multiplier: 1

Integration File signal 1: autoint1.e
Integration File signal 2: autoint2.e
Quant Time: Jun 22 23:55:26 2021
Quant Method : C:\MSDCHEM\1\METHODS\6PST2739.M
Quant Title : PEST/PCB
QLast Update : Wed Jun 09 04:17:10 2021
Response via : Initial Calibration
Integrator: ChemStation 6890 Scale Mode: Large solvent peaks clipped

Volume Inj. : 1ul
Signal #1 Phase : RTXCLP I Signal #2 Phase: RTX-CLP II
Signal #1 Info : 30mx.32mmx.32um Signal #2 Info : 30m x .32mm x .25um

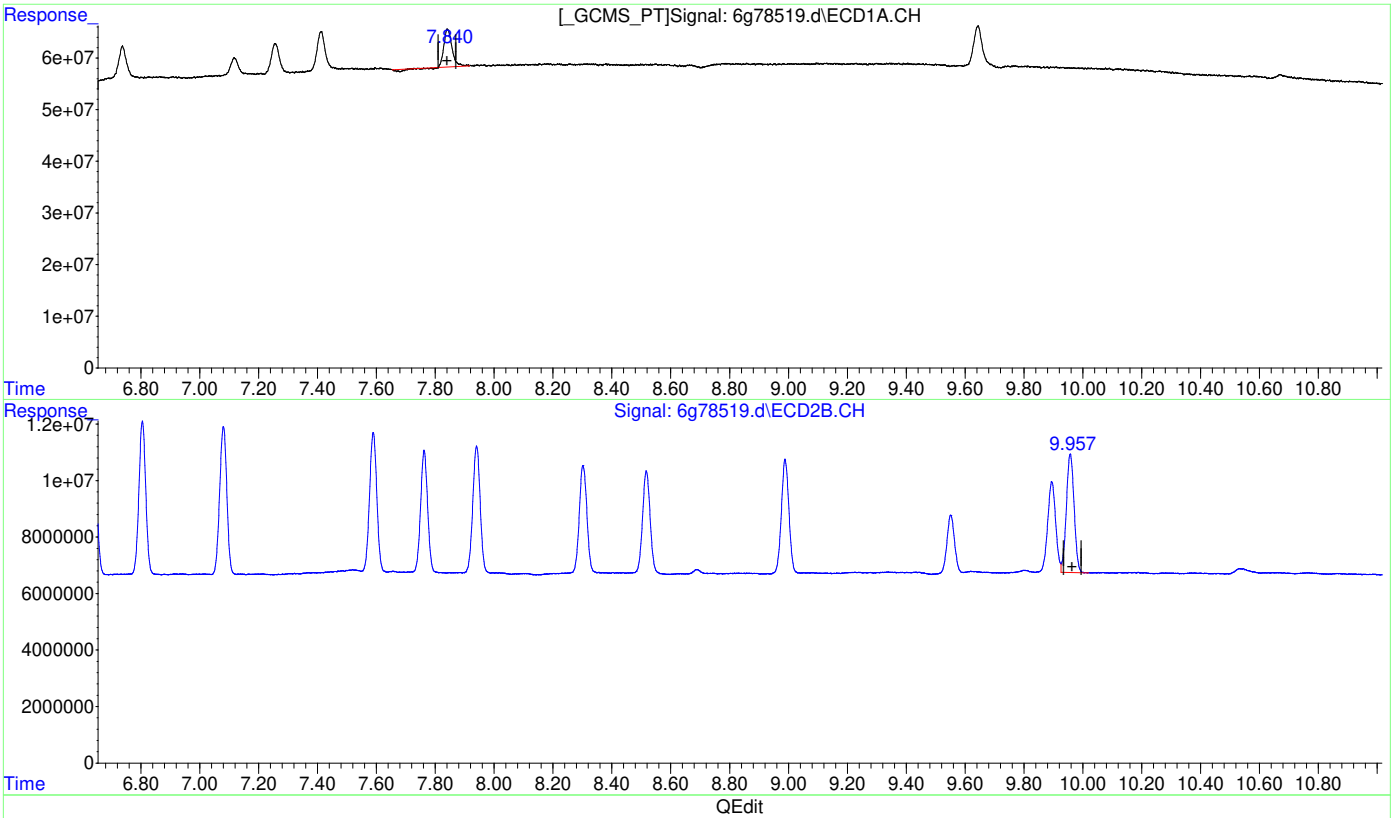

QEdit

(25) Endrin Ketone (B)

7.841min 8.974 PPB

response 132283653

(25) Endrin Ketone #2 (B)

9.957min 10.307 PPB

response 76969962

(+) = Expected Retention Time

Quantitation Report (Qedit)

Data Path : C:\msdchem\1\data\G6G2739\
Data File : 6g78519.d
Signal(s) : Signal #1: ECD1A.CH Signal #2: ECD2B.CH
Acq On : 18-Jun-21, 05:26:10 (#1); 18-Jun-21, 05:26:09 (#2)
Operator : christp
Sample : ic2739-10
Misc : op33095,g6g2739,30,,,2,1
ALS Vial : 6 (Sig #1); 0 (Sig #2) Sample Multiplier: 1

Integration File signal 1: autoint1.e
Integration File signal 2: autoint2.e
Quant Time: Jun 22 23:55:26 2021
Quant Method : C:\MSDCHEM\1\METHODS\6PST2739.M
Quant Title : PEST/PCB
QLast Update : Wed Jun 09 04:17:10 2021
Response via : Initial Calibration
Integrator: ChemStation 6890 Scale Mode: Large solvent peaks clipped

Volume Inj. : 1ul
Signal #1 Phase : RTXCLP I Signal #2 Phase: RTX-CLP II
Signal #1 Info : 30mx.32mmx.32um Signal #2 Info : 30m x .32mm x .25um

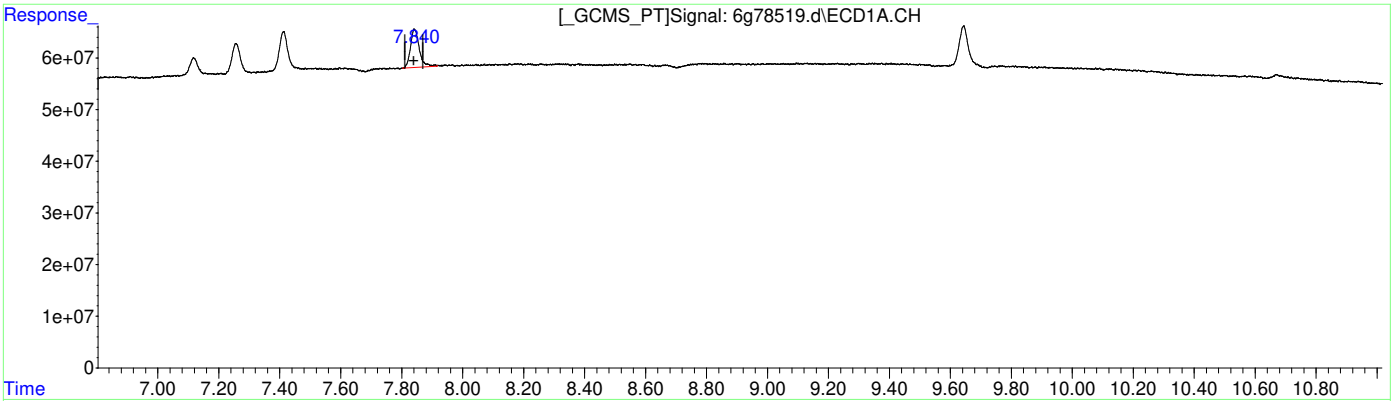

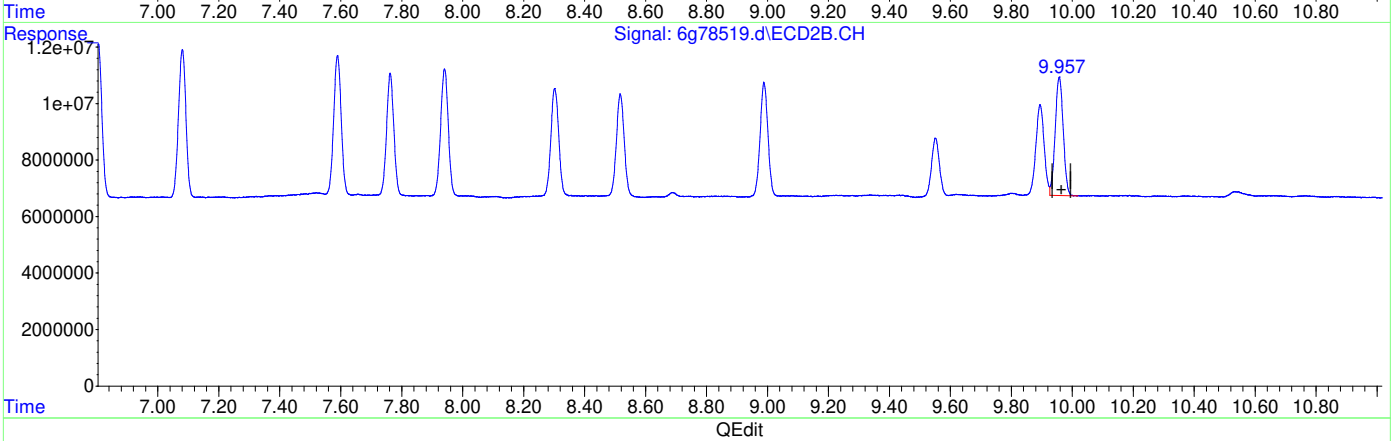

QEdit

(25) Endrin Ketone (B)

7.840min 10.150 PPB m

response 149613484

(25) Endrin Ketone #2 (B)

9.957min 10.307 PPB

response 76969962

(+) = Expected Retention Time

Quantitation Report (QT Reviewed)

Data Path : C:\msdchem\1\data\G6G2739\
Data File : 6g78520.d
Signal(s) : Signal #1: ECD1A.CH Signal #2: ECD2B.CH
Acq On : 18-Jun-21, 05:44:33
Operator : christp
Sample : icc2739-25
Misc : op33095,g6g2739,30,,,2,1
ALS Vial : 7 (Sig #1); 0 (Sig #2) Sample Multiplier: 1

Integration File signal 1: autoint1.e
Integration File signal 2: autoint2.e
Quant Time: Jun 23 00:41:29 2021
Quant Method : C:\MSDCHEM\1\METHODS\6PST2739.M
Quant Title : PEST/PCB
QLast Update : Wed Jun 09 04:17:10 2021
Response via : Initial Calibration
Integrator: ChemStation 6890 Scale Mode: Large solvent peaks clipped

Volume Inj. : 1ul
Signal #1 Phase : RTXCLP I Signal #2 Phase: RTX-CLP II
Signal #1 Info : 30mx.32mmx.32um Signal #2 Info : 30m x .32mm x .25um

		Compound	RT#1	RT#2	Resp#1	Resp#2	PPB	PPB
		Internal Standards						
1)	I	1-bromo-2...	1.836	2.183	743.5E6	443.4E6	50.000	50.000
		System Monitoring Compounds						
2)	SAB	Tetrachlo...	2.425	3.022	205.8E6	189.0E6	26.390	26.055
		Spiked Amount 40.000	Range 30 - 150		Recovery =		65.98%	65.14%
26)	SA	Decachlor...	9.643	12.055	409.7E6	134.5E6	22.524	23.679
		Spiked Amount 40.000			Recovery =		56.31%	59.20%
		Target Compounds						
3)		hexachlor...	2.749	3.542	596.8E6	220.2E6	24.501	24.865
4)	A	alpha-BHC	2.887	3.703	522.2E6	286.6E6	24.967	26.173
5)	MA	gamma-BHC	3.173	4.140	515.5E6	259.3E6	26.720	26.022
6)	MA	Heptachlor	3.653	4.729	455.8E6	254.8E6	25.018	26.879
7)	B	beta-BHC	3.245	4.222	190.7E6	118.7E6	24.064	25.164
8)	B	delta-BHC	3.422	4.627	464.4E6	245.4E6	25.967	28.932
9)	MB	Aldrin	3.977	5.189	467.3E6	244.6E6	24.993	26.105
10)		alachlor	4.121	4.991	32865264	32654910	25.192m	25.940
11)	B	Heptachlo...	4.672	6.025	428.2E6	230.6E6	22.488	26.645
12)	B	gamma-Chl...	4.831	6.312	456.6E6	234.8E6	24.645	25.843
13)	B	alpha-Chl...	4.999	6.541	435.9E6	225.0E6	24.430	27.352
14)	A	Endosulfan I	5.172	6.639	440.4E6	217.3E6	24.800	26.007
15)	B	4,4'-DDE	5.113	6.806	430.8E6	226.8E6	24.926	26.346
16)	MA	Dieldrin	5.489	7.080	453.0E6	230.6E6	25.692	26.870
17)	MA	Endrin	5.805	7.589	417.6E6	216.2E6	25.452	27.281
18)	A	4,4'-DDD	5.930	7.763	333.2E6	185.2E6	25.241	26.674
19)	B	Endosulfa...	6.119	7.940	389.7E6	199.0E6	23.644	26.647
20)	MA	4,4'-DDT	6.342	8.302	339.0E6	176.8E6	24.926	26.892
21)	B	Endrin Al...	6.738	8.517	320.9E6	163.2E6	25.807	26.192
22)	B	Endosulfa...	7.412	8.990	374.2E6	181.9E6	26.566	27.048
23)	A	Methoxychlor	7.117	9.552	151.5E6	91527296	22.152	27.625
24)		Mirex	7.257	9.893	270.2E6	149.1E6	24.559	23.313
25)	B	Endrin Ke...	7.843	9.956	386.3E6	192.8E6	25.681	25.277
		Sum Toxaphene			0	0	N.D.	N.D.
Average		Toxaphene					0.000	0.000

SemiQuant Compounds - Not Calibrated on this Instrument

(f)=RT Delta > 1/2 Window (#)=Amounts differ by > 25% (m)=manual int.

Quantitation Report (QT Reviewed)

Data Path : C:\msdchem\1\data\G6G2739\
Data File : 6g78520.d
Signal(s) : Signal #1: ECD1A.CH Signal #2: ECD2B.CH
Acq On : 18-Jun-21, 05:44:33
Operator : christp
Sample : icc2739-25
Misc : op33095,g6g2739,30,,,2,1
ALS Vial : 7 (Sig #1); 0 (Sig #2) Sample Multiplier: 1

Integration File signal 1: autoint1.e
Integration File signal 2: autoint2.e
Quant Time: Jun 23 00:41:29 2021
Quant Method : C:\MSDCHEM\1\METHODS\6PST2739.M
Quant Title : PEST/PCB
QLast Update : Wed Jun 09 04:17:10 2021
Response via : Initial Calibration
Integrator: ChemStation 6890 Scale Mode: Large solvent peaks clipped

Volume Inj. : 1ul
Signal #1 Phase : RTXCLP I Signal #2 Phase: RTX-CLP II
Signal #1 Info : 30mx.32mmx.32um Signal #2 Info : 30m x .32mm x .25um

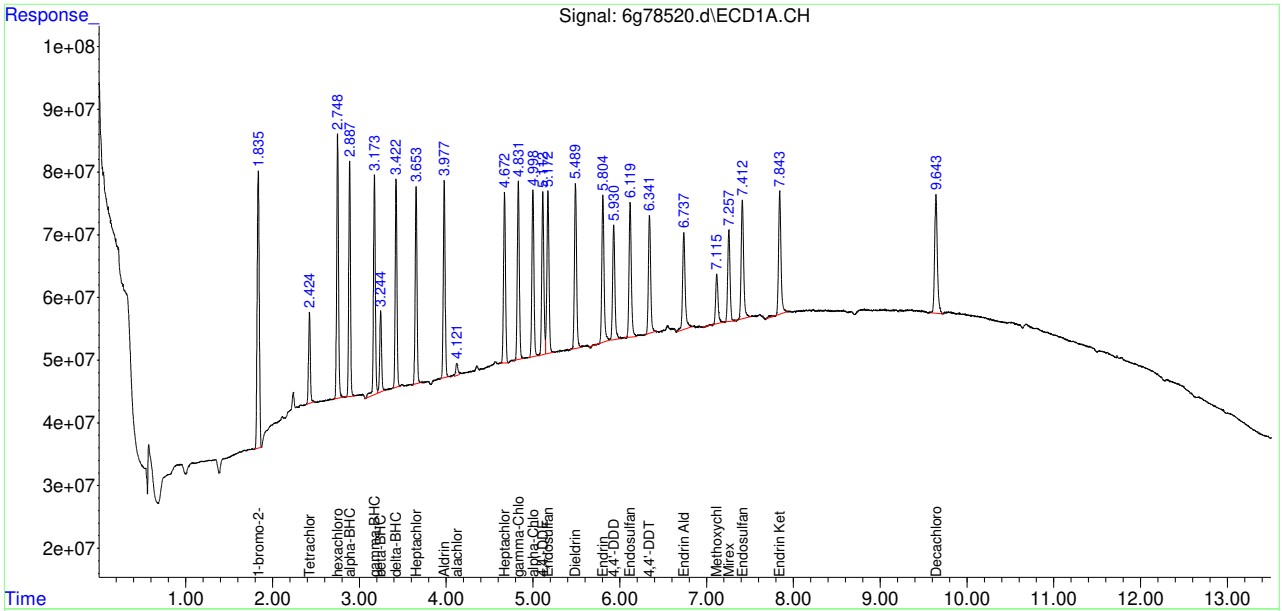

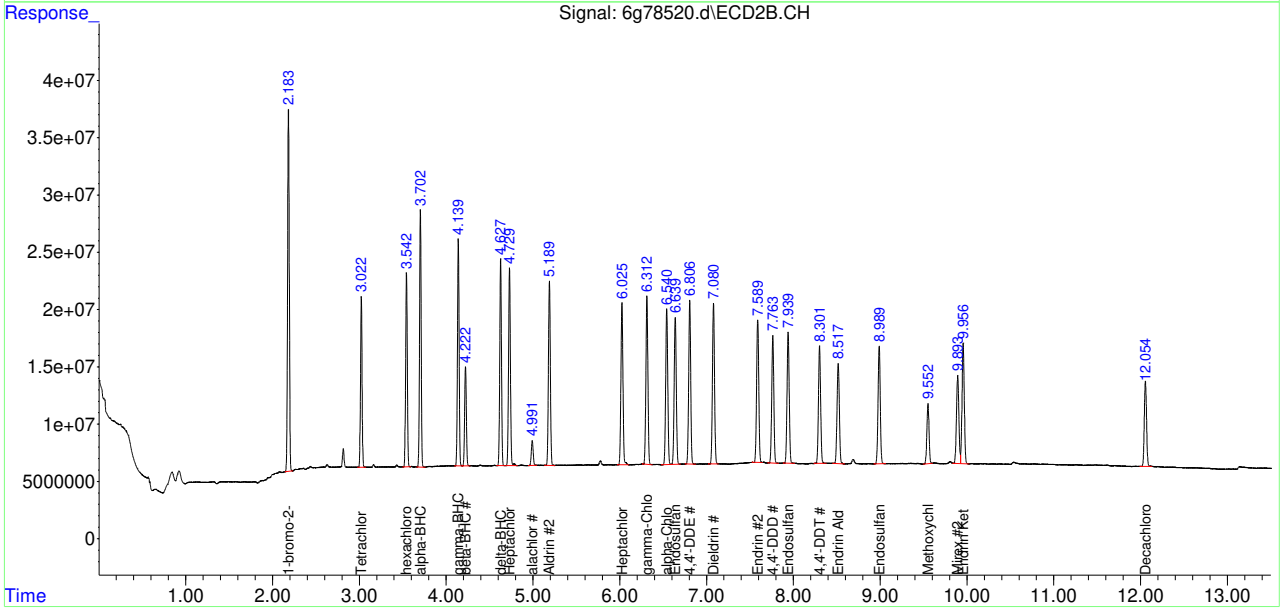

Quantitation Report (Qedit)

Data Path : C:\msdchem\1\data\G6G2739\
Data File : 6g78520.d
Signal(s) : Signal #1: ECD1A.CH Signal #2: ECD2B.CH
Acq On : 18-Jun-21, 05:44:33
Operator : christp
Sample : icc2739-25
Misc : op33095,g6g2739,30,,,2,1
ALS Vial : 7 (Sig #1); 0 (Sig #2) Sample Multiplier: 1

Integration File signal 1: autoint1.e
Integration File signal 2: autoint2.e
Quant Time: Jun 22 23:57:26 2021
Quant Method : C:\MSDCHEM\1\METHODS\6PST2739.M
Quant Title : PEST/PCB
QLast Update : Wed Jun 09 04:17:10 2021
Response via : Initial Calibration
Integrator: ChemStation 6890 Scale Mode: Large solvent peaks clipped

Volume Inj. : 1ul
Signal #1 Phase : RTXCLP I Signal #2 Phase: RTX-CLP II
Signal #1 Info : 30mx.32mmx.32um Signal #2 Info : 30m x .32mm x .25um

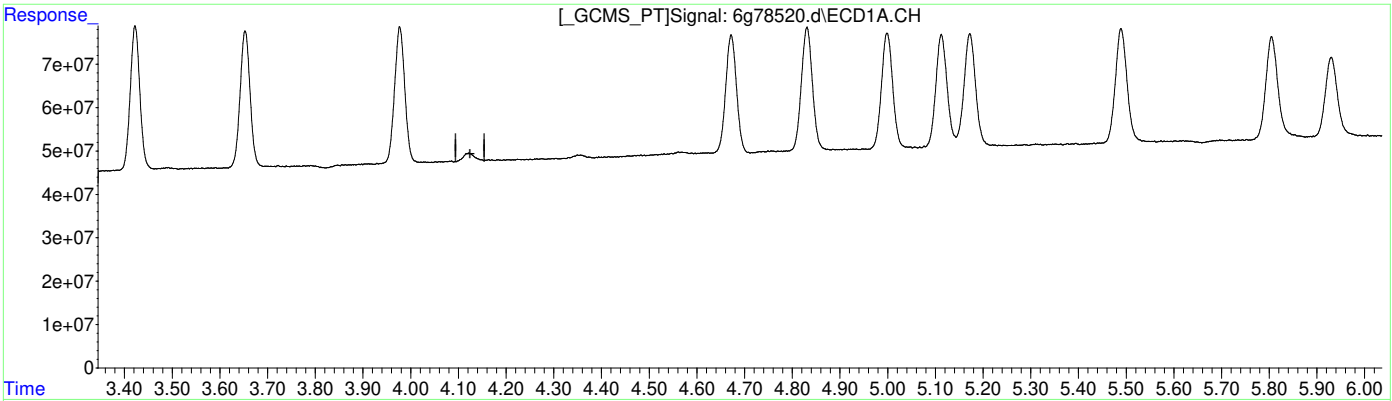

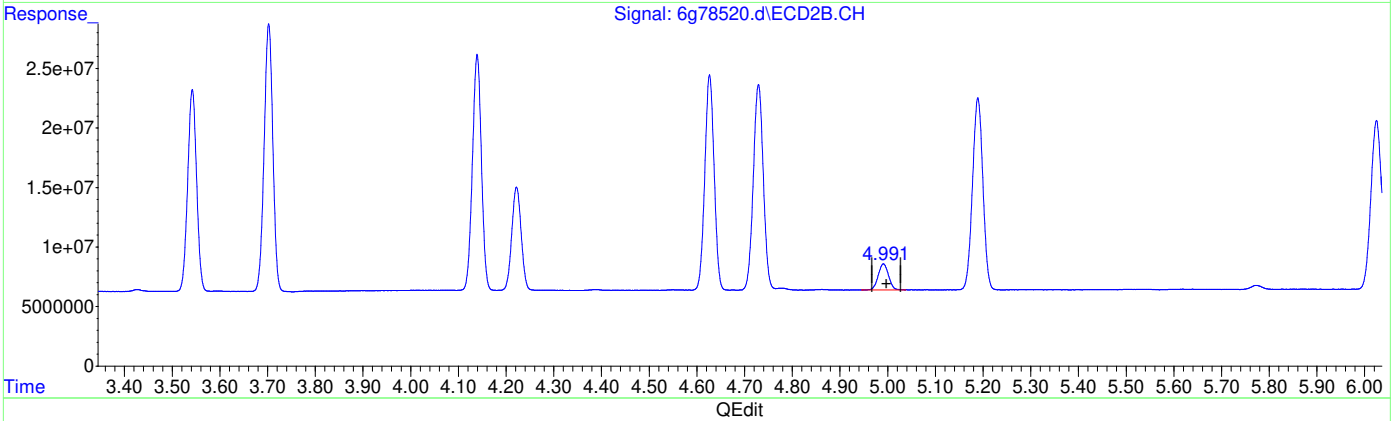

QEdit

(10) alachlor

4.121min 0.000 PPB m

response 0

(10) alachlor #2

4.991min 25.940 PPB

response 32654910

(+) = Expected Retention Time
6PST2739.M Tue Jun 22 23:58:05 2021

Quantitation Report (Qedit)

Data Path : C:\msdchem\1\data\G6G2739\
Data File : 6g78520.d
Signal(s) : Signal #1: ECD1A.CH Signal #2: ECD2B.CH
Acq On : 18-Jun-21, 05:44:33
Operator : christp
Sample : icc2739-25
Misc : op33095,g6g2739,30,,,2,1
ALS Vial : 7 (Sig #1); 0 (Sig #2) Sample Multiplier: 1

Integration File signal 1: autoint1.e
Integration File signal 2: autoint2.e
Quant Time: Jun 22 23:57:26 2021
Quant Method : C:\MSDCHEM\1\METHODS\6PST2739.M
Quant Title : PEST/PCB
QLast Update : Wed Jun 09 04:17:10 2021
Response via : Initial Calibration
Integrator: ChemStation 6890 Scale Mode: Large solvent peaks clipped

Volume Inj. : 1ul
Signal #1 Phase : RTXCLP I Signal #2 Phase: RTX-CLP II
Signal #1 Info : 30mx.32mmx.32um Signal #2 Info : 30m x .32mm x .25um

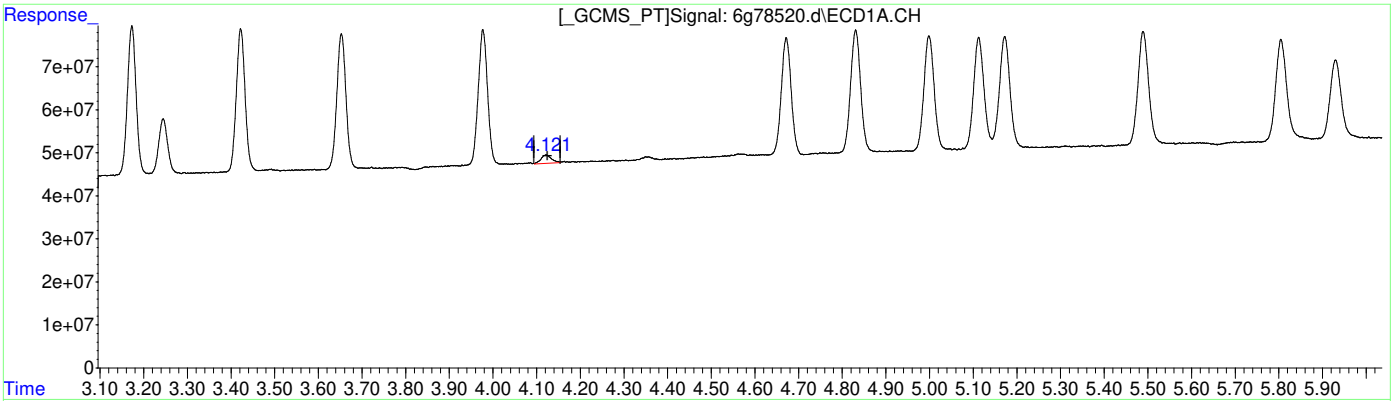

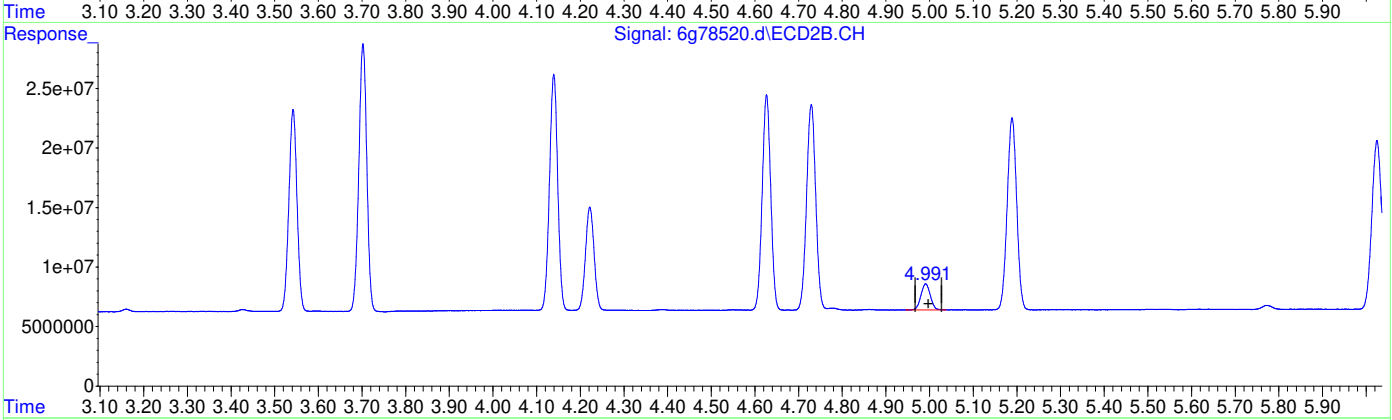

QEdit

(10) alachlor

4.121min 25.192 PPB m

response 32865264

(10) alachlor #2

4.991min 25.940 PPB

response 32654910

(+) = Expected Retention Time
6PST2739.M Tue Jun 22 23:58:17 2021

Quantitation Report (QT Reviewed)

Data Path : C:\msdchem\1\data\G6G2739\
Data File : 6g78521.d
Signal(s) : Signal #1: ECD1A.CH Signal #2: ECD2B.CH
Acq On : 18-Jun-21, 06:02:48
Operator : christp
Sample : ic2739-50
Misc : op33095,g6g2739,30,,,2,1
ALS Vial : 8 (Sig #1); 0 (Sig #2) Sample Multiplier: 1

Integration File signal 1: autoint1.e
Integration File signal 2: autoint2.e
Quant Time: Jun 23 00:41:45 2021
Quant Method : C:\MSDCHEM\1\METHODS\6PST2739.M
Quant Title : PEST/PCB
QLast Update : Wed Jun 09 04:17:10 2021
Response via : Initial Calibration
Integrator: ChemStation 6890 Scale Mode: Large solvent peaks clipped

Volume Inj. : 1ul
Signal #1 Phase : RTXCLP I Signal #2 Phase: RTX-CLP II
Signal #1 Info : 30mx.32mmx.32um Signal #2 Info : 30m x .32mm x .25um

	Compound	RT#1	RT#2	Resp#1	Resp#2	PPB	PPB
	Internal Standards						
1) I	1-bromo-2...	1.837	2.184	752.2E6	450.1E6	50.000	50.000
	System Monitoring Compounds						
2) SAB	Tetrachlo...	2.426	3.023	442.3E6	386.8E6	56.075	52.536
	Spiked Amount 40.000	Range 30 - 150		Recovery =		140.19%	131.34%
26) SA	Decachlor...	9.643	12.056	814.9E6	265.3E6	44.289	45.986
	Spiked Amount 40.000			Recovery =		110.72%	114.96%
	Target Compounds						
3)	hexachlor...	2.749	3.543	1213.8E6	444.7E6	49.254	49.453
4) A	alpha-BHC	2.887	3.703	1082.1E6	602.5E6	51.141	54.198
5) MA	gamma-BHC	3.173	4.140	1012.4E6	540.5E6	51.870	53.437
6) MA	Heptachlor	3.653	4.730	944.7E6	515.2E6	51.263	53.530
7) B	beta-BHC	3.245	4.223	372.0E6	237.3E6	46.414	49.551
8) B	delta-BHC	3.423	4.628	968.1E6	515.8E6	53.511	59.905
9) MB	Aldrin	3.977	5.190	963.8E6	508.0E6	50.956	53.402
10)	alachlor	4.122	4.992	60470238	63916797	45.819	50.011
11) B	Heptachlo...	4.673	6.025	870.9E6	472.5E6	45.213	53.777
12) B	gamma-Chl...	4.830	6.312	939.8E6	483.6E6	50.145	52.426
13) B	alpha-Chl...	4.999	6.541	883.0E6	458.8E6	48.923	54.921
14) A	Endosulfan I	5.172	6.639	893.0E6	443.4E6	49.713	52.255
15) B	4,4'-DDE	5.113	6.805	869.4E6	468.6E6	49.722	53.615
16) MA	Dieldrin	5.489	7.080	911.6E6	476.8E6	51.107	54.727
17) MA	Endrin	5.805	7.589	862.6E6	446.8E6	51.967	55.533
18) A	4,4'-DDD	5.929	7.763	688.9E6	379.1E6	51.585	53.789
19) B	Endosulfa...	6.120	7.941	781.8E6	403.0E6	46.880	53.167
20) MA	4,4'-DDT	6.342	8.303	697.8E6	361.4E6	50.718	54.149
21) B	Endrin Al...	6.738	8.518	618.8E6	326.1E6	49.194	51.536
22) B	Endosulfa...	7.413	8.989	757.9E6	369.1E6	53.183	54.053
23) A	Methoxychlor	7.118	9.551	304.6E6	183.5E6	44.024	54.563
24)	Mirex	7.256	9.894	552.3E6	293.6E6	49.622	45.223
25) B	Endrin Ke...	7.840	9.957	769.6E6	388.1E6	50.571	50.129
	Sum Toxaphene			0	0	N.D.	N.D.
Average	Toxaphene					0.000	0.000

SemiQuant Compounds - Not Calibrated on this Instrument

(f)=RT Delta > 1/2 Window (#)=Amounts differ by > 25% (m)=manual int.

Quantitation Report (QT Reviewed)

Data Path : C:\msdchem\1\data\G6G2739\
Data File : 6g78521.d
Signal(s) : Signal #1: ECD1A.CH Signal #2: ECD2B.CH
Acq On : 18-Jun-21, 06:02:48
Operator : christp
Sample : ic2739-50
Misc : op33095,g6g2739,30,,,2,1
ALS Vial : 8 (Sig #1); 0 (Sig #2) Sample Multiplier: 1

Integration File signal 1: autoint1.e
Integration File signal 2: autoint2.e
Quant Time: Jun 23 00:41:45 2021
Quant Method : C:\MSDCHEM\1\METHODS\6PST2739.M
Quant Title : PEST/PCB
QLast Update : Wed Jun 09 04:17:10 2021
Response via : Initial Calibration
Integrator: ChemStation 6890 Scale Mode: Large solvent peaks clipped

Volume Inj. : 1ul
Signal #1 Phase : RTXCLP I Signal #2 Phase: RTX-CLP II
Signal #1 Info : 30mx.32mmx.32um Signal #2 Info : 30m x .32mm x .25um

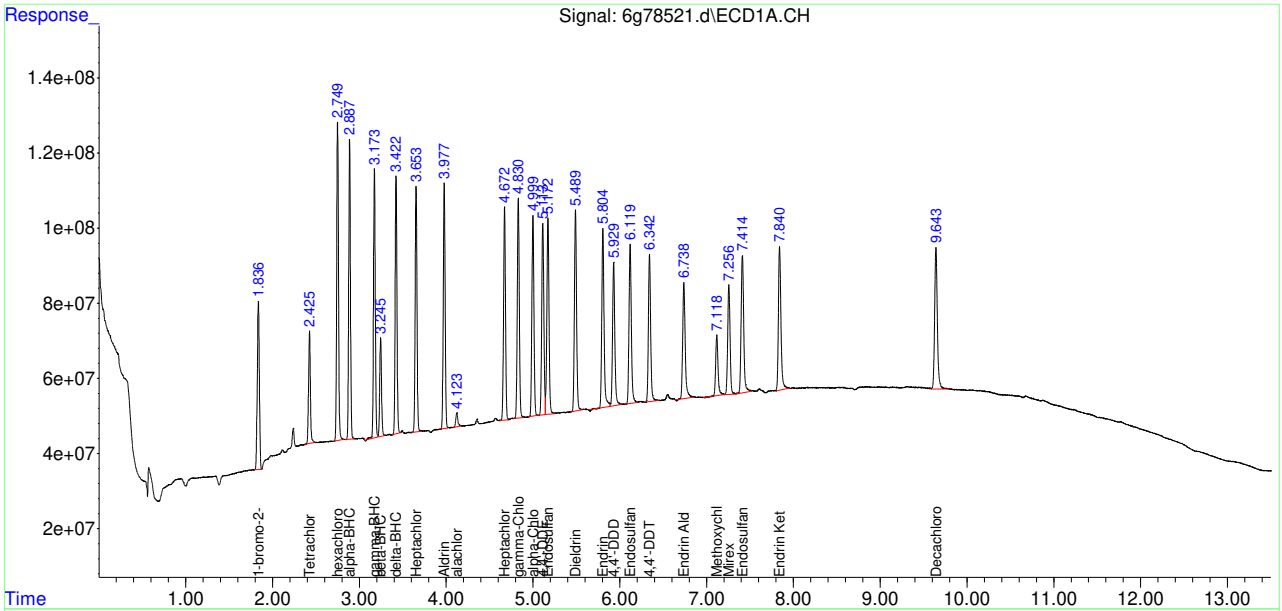

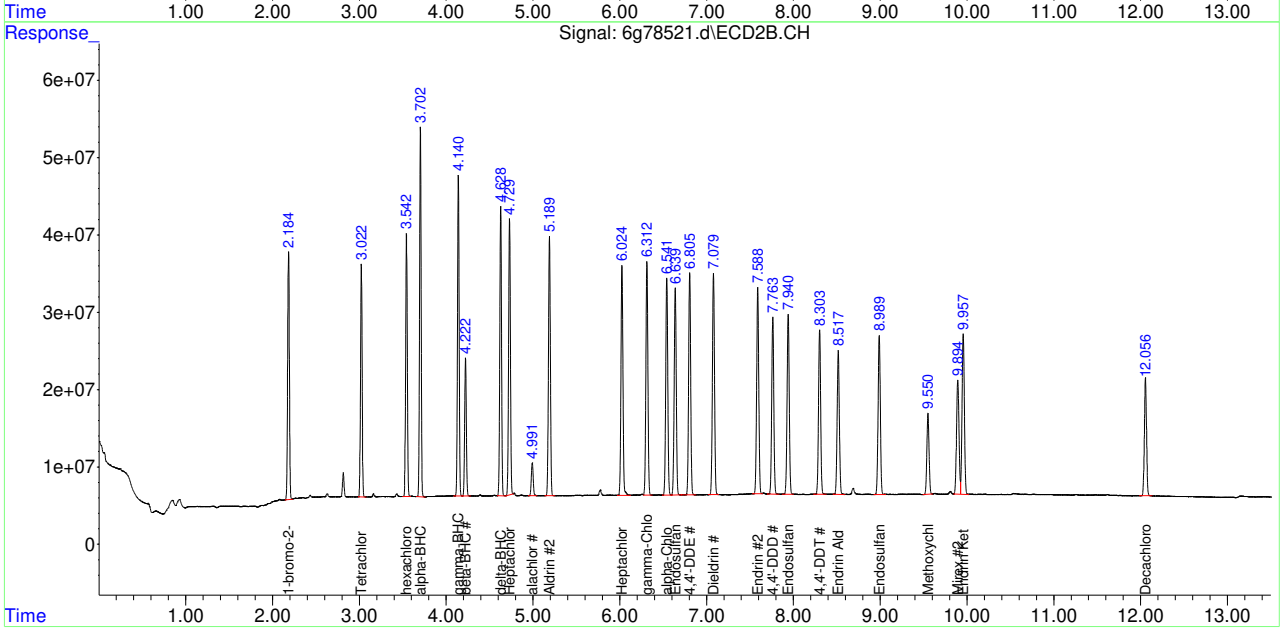

Quantitation Report (QT Reviewed)

Data Path : C:\msdchem\1\data\G6G2739\
Data File : 6g78522.d
Signal(s) : Signal #1: ECD1A.CH Signal #2: ECD2B.CH
Acq On : 18-Jun-21, 06:21:03
Operator : christp
Sample : ic2739-75
Misc : op33095,g6g2739,30,,,2,1
ALS Vial : 9 (Sig #1); 0 (Sig #2) Sample Multiplier: 1

Integration File signal 1: autoint1.e
Integration File signal 2: autoint2.e
Quant Time: Jun 23 00:42:02 2021
Quant Method : C:\MSDCHEM\1\METHODS\6PST2739.M
Quant Title : PEST/PCB
QLast Update : Wed Jun 09 04:17:10 2021
Response via : Initial Calibration
Integrator: ChemStation 6890 Scale Mode: Large solvent peaks clipped

Volume Inj. : 1ul
Signal #1 Phase : RTXCLP I Signal #2 Phase: RTX-CLP II
Signal #1 Info : 30mx.32mmx.32um Signal #2 Info : 30m x .32mm x .25um

	Compound	RT#1	RT#2	Resp#1	Resp#2	PPB	PPB
	Internal Standards						
1) I	1-bromo-2...	1.837	2.184	712.5E6	435.1E6	50.000	50.000
	System Monitoring Compounds						
2) SAB	Tetrachlo...	2.426	3.023	686.9E6	579.5E6	91.927	81.432
	Spiked Amount 40.000	Range 30 - 150		Recovery =		229.82%#	203.58%#
26) SA	Decachlor...	9.643	12.056	1216.3E6	404.3E6	69.787	72.517
	Spiked Amount 40.000			Recovery =		174.47%	181.29%
	Target Compounds						
3)	hexachlor...	2.749	3.543	1810.1E6	659.3E6	77.544	75.862
4) A	alpha-BHC	2.888	3.703	1636.6E6	909.7E6	81.655	84.662
5) MA	gamma-BHC	3.173	4.140	1498.6E6	816.0E6	81.056	83.463
6) MA	Heptachlor	3.653	4.729	1422.3E6	781.7E6	81.474	84.040
7) B	beta-BHC	3.245	4.223	548.8E6	351.6E6	72.277	75.960
8) B	delta-BHC	3.423	4.627	1473.8E6	789.7E6	85.999	94.897
9) MB	Aldrin	3.978	5.189	1456.5E6	765.4E6	81.298	83.254
10)	alachlor	4.122	4.992	82606767	93837043	66.079	75.966
11) B	Heptachlo...	4.672	6.026	1304.4E6	709.7E6	71.486	83.572
12) B	gamma-Chl...	4.831	6.312	1413.8E6	729.9E6	79.636	81.861
13) B	alpha-Chl...	4.999	6.542	1331.8E6	694.0E6	77.897	85.967
14) A	Endosulfan I	5.172	6.640	1333.6E6	665.3E6	78.374	81.133
15) B	4,4'-DDE	5.113	6.805	1305.2E6	709.8E6	78.803	84.013
16) MA	Dieldrin	5.490	7.080	1376.1E6	722.4E6	81.449	85.788
17) MA	Endrin	5.806	7.589	1294.9E6	675.9E6	82.351	86.912
18) A	4,4'-DDD	5.929	7.763	1031.2E6	573.6E6	81.518	84.210
19) B	Endosulfa...	6.120	7.940	1185.3E6	606.7E6	75.041	82.817
20) MA	4,4'-DDT	6.342	8.302	1049.8E6	552.1E6	80.548	85.594
21) B	Endrin Al...	6.737	8.517	952.0E6	490.8E6	79.894	80.256
22) B	Endosulfa...	7.412	8.990	1130.0E6	560.5E6	83.711	84.931
23) A	Methoxychlor	7.118	9.551	453.6E6	276.4E6	69.213	85.016
24)	Mirex	7.257	9.895	823.5E6	439.9E6	78.102	70.122
25) B	Endrin Ke...	7.841	9.956	1158.7E6	590.1E6	80.382	78.851
	Sum Toxaphene			0	0	N.D.	N.D.
Average	Toxaphene					0.000	0.000

SemiQuant Compounds - Not Calibrated on this Instrument

(f)=RT Delta > 1/2 Window (#)=Amounts differ by > 25% (m)=manual int.

Quantitation Report (QT Reviewed)

Data Path : C:\msdchem\1\data\G6G2739\
Data File : 6g78522.d
Signal(s) : Signal #1: ECD1A.CH Signal #2: ECD2B.CH
Acq On : 18-Jun-21, 06:21:03
Operator : christp
Sample : ic2739-75
Misc : op33095,g6g2739,30,,,2,1
ALS Vial : 9 (Sig #1); 0 (Sig #2) Sample Multiplier: 1

Integration File signal 1: autoint1.e
Integration File signal 2: autoint2.e
Quant Time: Jun 23 00:42:02 2021
Quant Method : C:\MSDCHEM\1\METHODS\6PST2739.M
Quant Title : PEST/PCB
QLast Update : Wed Jun 09 04:17:10 2021
Response via : Initial Calibration
Integrator: ChemStation 6890 Scale Mode: Large solvent peaks clipped

Volume Inj. : 1ul
Signal #1 Phase : RTXCLP I Signal #2 Phase: RTX-CLP II
Signal #1 Info : 30mx.32mmx.32um Signal #2 Info : 30m x .32mm x .25um

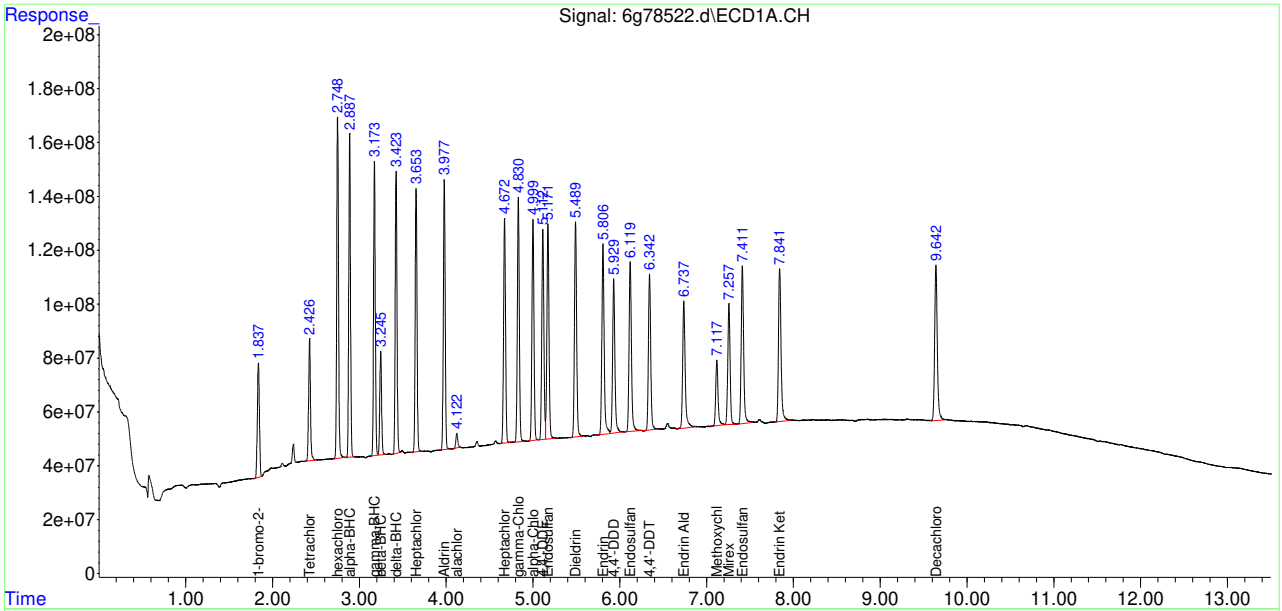

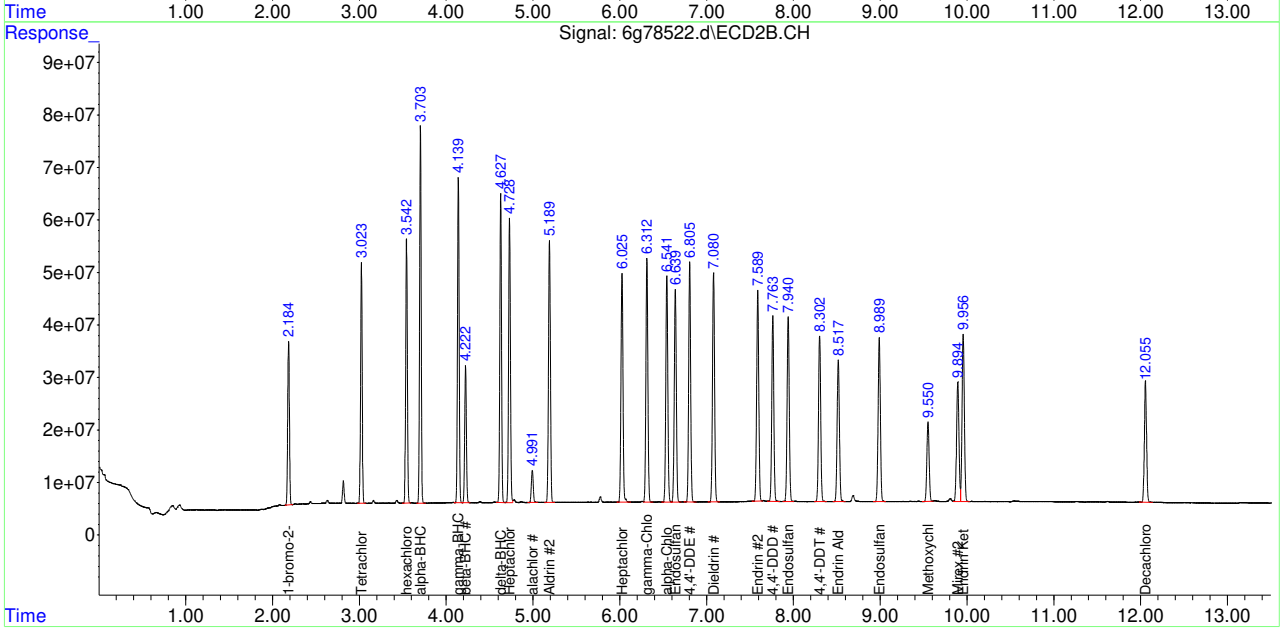

Quantitation Report (QT Reviewed)

Data Path : C:\msdchem\1\data\G6G2739\
Data File : 6g78523.d
Signal(s) : Signal #1: ECD1A.CH Signal #2: ECD2B.CH
Acq On : 18-Jun-21, 06:39:19
Operator : christp
Sample : ic2739-100
Misc : op33095,g6g2739,30,,,2,1
ALS Vial : 10 (Sig #1); 0 (Sig #2) Sample Multiplier: 1

Integration File signal 1: autoint1.e
Integration File signal 2: autoint2.e
Quant Time: Jun 23 00:42:22 2021
Quant Method : C:\MSDCHEM\1\METHODS\6PST2739.M
Quant Title : PEST/PCB
QLast Update : Wed Jun 09 04:17:10 2021
Response via : Initial Calibration
Integrator: ChemStation 6890 Scale Mode: Large solvent peaks clipped

Volume Inj. : 1ul
Signal #1 Phase : RTXCLP I Signal #2 Phase: RTX-CLP II
Signal #1 Info : 30mx.32mmx.32um Signal #2 Info : 30m x .32mm x .25um

		Compound	RT#1	RT#2	Resp#1	Resp#2	PPB	PPB
		Internal Standards						
1)	I	1-bromo-2...	1.839	2.185	746.4E6	455.8E6	50.000	50.000
		System Monitoring Compounds						
2)	SAB	Tetrachlo...	2.427	3.023	953.7E6	800.8E6	121.839	107.403
		Spiked Amount 40.000	Range 30 - 150		Recovery =		304.60%#	268.51%#
26)	SA	Decachlor...	9.642	12.056	1700.2E6	550.4E6	93.125	94.232
		Spiked Amount 40.000			Recovery =		232.81%	235.58%
		Target Compounds						
3)		hexachlor...	2.749	3.543	2508.3E6	906.3E6	102.580	99.536
4)	A	alpha-BHC	2.889	3.702	2289.3E6	1267.2E6	109.033	112.565
5)	MA	gamma-BHC	3.174	4.139	2087.7E6	1135.4E6	107.792	110.847
6)	MA	Heptachlor	3.654	4.729	1986.9E6	1082.7E6	108.654	111.097
7)	B	beta-BHC	3.246	4.222	755.8E6	481.4E6	95.023	99.253
8)	B	delta-BHC	3.423	4.627	2061.9E6	1100.9E6	114.850	126.271
9)	MB	Aldrin	3.977	5.189	2030.4E6	1061.8E6	108.187	110.233
10)		alachlor	4.122	4.990	122.6E6	126.1E6	93.616	97.462
11)	B	Heptachlo...	4.672	6.024	1806.8E6	978.0E6	94.523	109.924
12)	B	gamma-Chl...	4.831	6.312	1962.9E6	1008.2E6	105.546	107.922
13)	B	alpha-Chl...	4.999	6.541	1852.6E6	957.2E6	103.441	113.158
14)	A	Endosulfan I	5.172	6.638	1836.3E6	915.8E6	103.019	106.592
15)	B	4,4'-DDE	5.112	6.805	1812.9E6	983.3E6	104.487	111.090
16)	MA	Dieldrin	5.489	7.079	1900.5E6	999.4E6	107.378	113.283
17)	MA	Endrin	5.805	7.588	1775.1E6	934.4E6	107.768	114.680
18)	A	4,4'-DDD	5.929	7.763	1419.8E6	790.6E6	107.144	110.772
19)	B	Endosulfa...	6.119	7.940	1621.8E6	832.7E6	98.010	108.481
20)	MA	4,4'-DDT	6.342	8.302	1464.8E6	764.4E6	107.294	113.111
21)	B	Endrin Al...	6.737	8.517	1286.3E6	672.1E6	103.045	104.895
22)	B	Endosulfa...	7.411	8.989	1547.4E6	769.1E6	109.426	111.221
23)	A	Methoxychlor	7.117	9.551	626.8E6	378.2E6	91.297	111.023
24)		Mirex	7.256	9.895	1140.4E6	599.4E6	103.253	91.187
25)	B	Endrin Ke...	7.843	9.957	1592.4E6	807.5E6	105.460	102.993
		Sum Toxaphene			0	0	N.D.	N.D.
Average		Toxaphene					0.000	0.000

SemiQuant Compounds - Not Calibrated on this Instrument

(f)=RT Delta > 1/2 Window (#)=Amounts differ by > 25% (m)=manual int.

Quantitation Report (QT Reviewed)

Data Path : C:\msdchem\1\data\G6G2739\
Data File : 6g78523.d
Signal(s) : Signal #1: ECD1A.CH Signal #2: ECD2B.CH
Acq On : 18-Jun-21, 06:39:19
Operator : christp
Sample : ic2739-100
Misc : op33095,g6g2739,30,,,2,1
ALS Vial : 10 (Sig #1); 0 (Sig #2) Sample Multiplier: 1

Integration File signal 1: autoint1.e
Integration File signal 2: autoint2.e
Quant Time: Jun 23 00:42:22 2021
Quant Method : C:\MSDCHEM\1\METHODS\6PST2739.M
Quant Title : PEST/PCB
QLast Update : Wed Jun 09 04:17:10 2021
Response via : Initial Calibration
Integrator: ChemStation 6890 Scale Mode: Large solvent peaks clipped

Volume Inj. : 1ul
Signal #1 Phase : RTXCLP I Signal #2 Phase: RTX-CLP II
Signal #1 Info : 30mx.32mmx.32um Signal #2 Info : 30m x .32mm x .25um

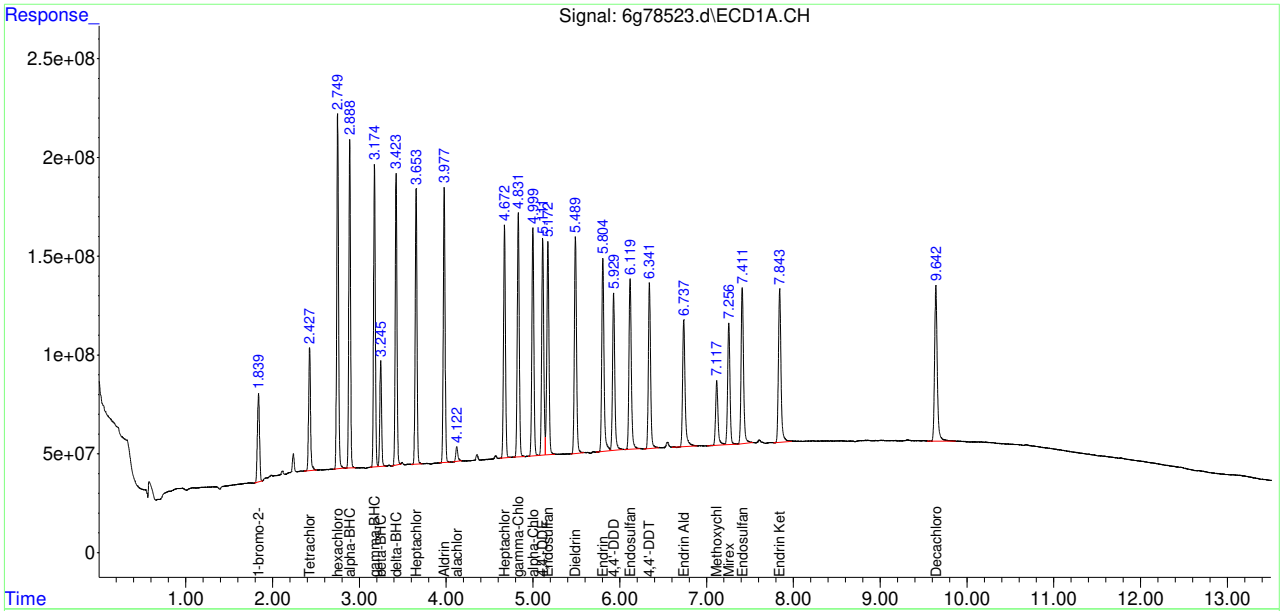

Manual Integrations APPROVED
(compounds with "m" flag)
Gwendolyn Burns
07/16/21 12:24

Quantitation Report (QT Reviewed)

Data Path : C:\msdchem\1\data\G6G2739\
Data File : 6g78524.d
Signal(s) : Signal #1: ECD1A.CH Signal #2: ECD2B.CH
Acq On : 18-Jun-21, 06:57:42
Operator : christp
Sample : ic2739-500
Misc : op33095,g6g2739,30,,,2,1
ALS Vial : 11 (Sig #1); 0 (Sig #2) Sample Multiplier: 1

Integration File signal 1: autoint1.e
Integration File signal 2: autoint2.e
Quant Time: Jun 23 00:39:53 2021
Quant Method : C:\MSDCHEM\1\METHODS\6PST2739.M
Quant Title : PEST/PCB
QLast Update : Wed Jun 09 04:17:10 2021
Response via : Initial Calibration
Integrator: ChemStation 6890 Scale Mode: Large solvent peaks clipped

Volume Inj. : 1ul
Signal #1 Phase : RTXCLP I Signal #2 Phase: RTX-CLP II
Signal #1 Info : 30mx.32mmx.32um Signal #2 Info : 30m x .32mm x .25um

	Compound	RT#1	RT#2	Resp#1	Resp#2	PPB	PPB
	Internal Standards						
33) I	1-bromo-2...	1.836	2.184	757.1E6	452.5E6	50.000	50.000
	System Monitoring Compounds						
	Target Compounds						
	Sum Toxaphene			0	0	N.D.	N.D.
	Average Toxaphene					0.000	0.000
34)	Chlordane...	3.568	4.527	247.4E6	136.2E6	548.608	525.728
35)	Chlordane...	4.118	5.384	254.9E6	150.0E6	537.469	526.527
36)	Chlordane...	4.831	6.312	1054.6E6	527.4E6	554.241	535.292
37)	Chlordane...	4.987	6.450	1779.7E6	966.9E6	552.487	538.733m
38)	Chlordane...	6.029	8.022	297.0E6	136.7E6	561.692	513.084
	SemiQuant Compounds - Not Calibrated on this Instrument						

(f)=RT Delta > 1/2 Window (#)=Amounts differ by > 25% (m)=manual int.

11.6.9 11

Quantitation Report (QT Reviewed)

Data Path : C:\msdchem\1\data\G6G2739\
Data File : 6g78524.d
Signal(s) : Signal #1: ECD1A.CH Signal #2: ECD2B.CH
Acq On : 18-Jun-21, 06:57:42
Operator : christp
Sample : ic2739-500
Misc : op33095,g6g2739,30,,,2,1
ALS Vial : 11 (Sig #1); 0 (Sig #2) Sample Multiplier: 1

Integration File signal 1: autoint1.e
Integration File signal 2: autoint2.e
Quant Time: Jun 23 00:39:53 2021
Quant Method : C:\MSDCHEM\1\METHODS\6PST2739.M
Quant Title : PEST/PCB
QLast Update : Wed Jun 09 04:17:10 2021
Response via : Initial Calibration
Integrator: ChemStation 6890 Scale Mode: Large solvent peaks clipped

Volume Inj. : 1ul
Signal #1 Phase : RTXCLP I Signal #2 Phase: RTX-CLP II
Signal #1 Info : 30mx.32mmx.32um Signal #2 Info : 30m x .32mm x .25um

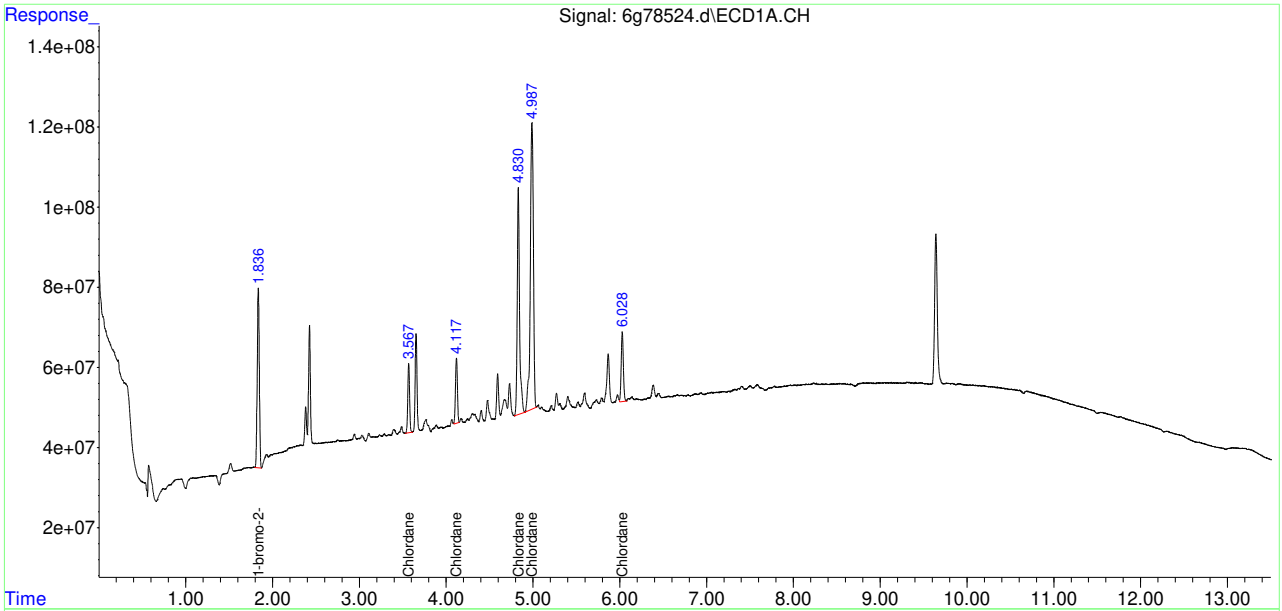

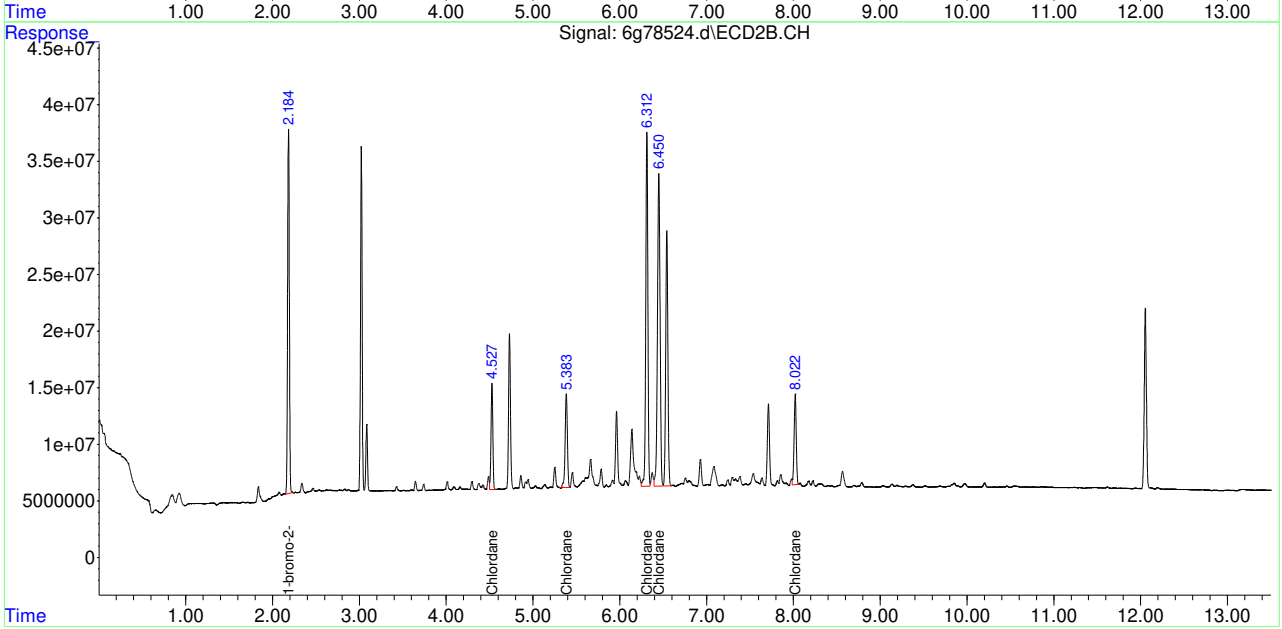

Manual Integration Approval Summary

Sample Number: G6G2739-IC2739
Lab FileID: 6G78524.D
Injection Time: 06/18/21 06:57

Method: EPA 608.3
Analyst approved: 07/08/21 04:48 Christine Phillips
Supervisor approved: 07/16/21 12:24 Gwendolyn Burns

Parameter	CAS	Sig#	R.T. (min.)	Reason
1-Bromo-2-nitrobenzene	577-19-5	1	0.00	Poorly defined baseline
1-Bromo-2-nitrobenzene	577-19-5	2	0.00	Poorly defined baseline
Chlordane-D		2	6.45	Poorly defined baseline

Quantitation Report (Qedit)

Data Path : C:\msdchem\1\data\G6G2739\
Data File : 6g78524.d
Signal(s) : Signal #1: ECD1A.CH Signal #2: ECD2B.CH
Acq On : 18-Jun-21, 06:57:42
Operator : christp
Sample : ic2739-500
Misc : op33095,g6g2739,30,,,2,1
ALS Vial : 11 (Sig #1); 0 (Sig #2) Sample Multiplier: 1

Integration File signal 1: autoint1.e
Integration File signal 2: autoint2.e
Quant Time: Jun 23 00:04:24 2021
Quant Method : C:\MSDCHEM\1\METHODS\6PST2739.M
Quant Title : PEST/PCB
QLast Update : Wed Jun 09 04:17:10 2021
Response via : Initial Calibration
Integrator: ChemStation 6890 Scale Mode: Large solvent peaks clipped

Volume Inj. : 1ul
Signal #1 Phase : RTXCLP I Signal #2 Phase: RTX-CLP II
Signal #1 Info : 30mx.32mmx.32um Signal #2 Info : 30m x .32mm x .25um

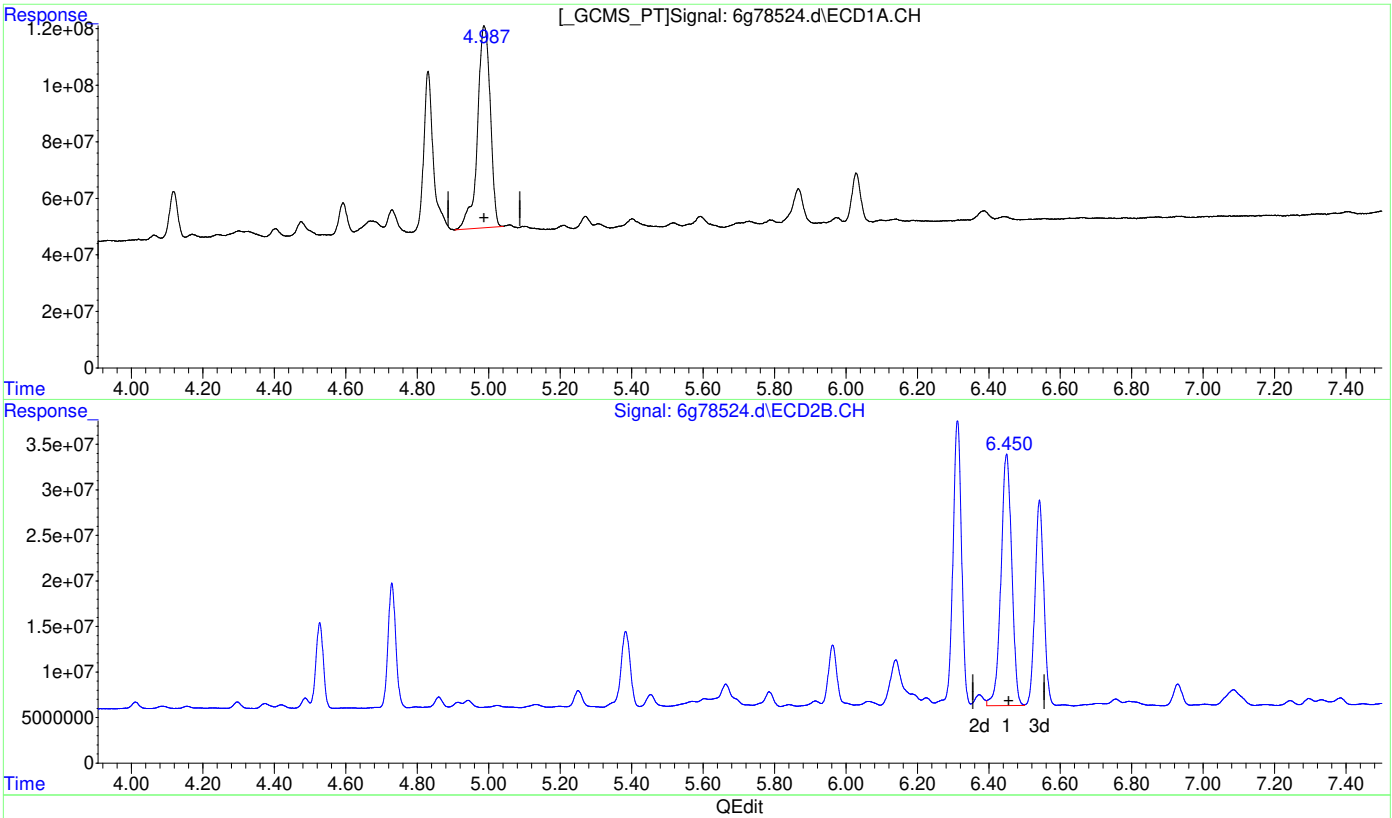

(37) Chlordane {D}

4.987min 552.487 PPB

response 1779736052

(37) Chlordane {D} #2

6.450min 322.223 PPB

response 578310904

(+) = Expected Retention Time

Quantitation Report (Qedit)

Data Path : C:\msdchem\1\data\G6G2739\
Data File : 6g78524.d
Signal(s) : Signal #1: ECD1A.CH Signal #2: ECD2B.CH
Acq On : 18-Jun-21, 06:57:42
Operator : christp
Sample : ic2739-500
Misc : op33095,g6g2739,30,,,2,1
ALS Vial : 11 (Sig #1); 0 (Sig #2) Sample Multiplier: 1

Integration File signal 1: autoint1.e
Integration File signal 2: autoint2.e
Quant Time: Jun 23 00:04:24 2021
Quant Method : C:\MSDCHEM\1\METHODS\6PST2739.M
Quant Title : PEST/PCB
QLast Update : Wed Jun 09 04:17:10 2021
Response via : Initial Calibration
Integrator: ChemStation 6890 Scale Mode: Large solvent peaks clipped

Volume Inj. : 1ul
Signal #1 Phase : RTXCLP I Signal #2 Phase: RTX-CLP II
Signal #1 Info : 30mx.32mmx.32um Signal #2 Info : 30m x .32mm x .25um

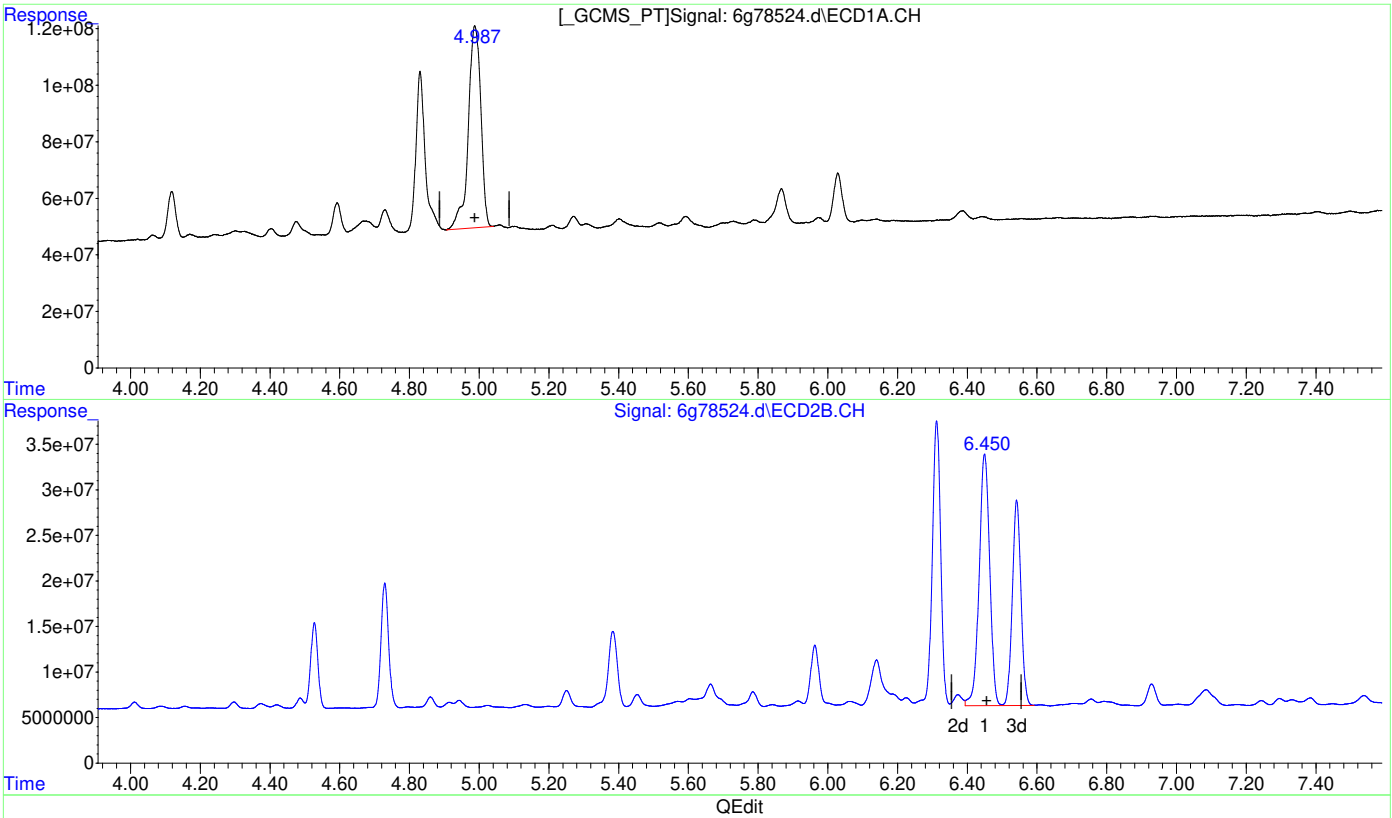

(37) Chlordane {D}

4.987min 552.487 PPB

response 1779736052

(37) Chlordane {D} #2

6.450min 538.733 PPB m

response 966892622

(+) = Expected Retention Time

6PST2739.M Wed Jun 23 00:05:01 2021 Page: 1

Manual Integrations APPROVED (compounds with "m" flag)
Gwendolyn Burns 07/16/21 12:24

Quantitation Report (QT Reviewed)

Data Path : C:\msdchem\1\data\G6G2739\
Data File : 6g78525.d
Signal(s) : Signal #1: ECD1A.CH Signal #2: ECD2B.CH
Acq On : 18-Jun-21, 07:16:01
Operator : christp
Sample : ic2739-500
Misc : op33095,g6g2739,30,,,2,1
ALS Vial : 12 (Sig #1); 0 (Sig #2) Sample Multiplier: 1

Integration File signal 1: autoint1.e
Integration File signal 2: autoint2.e
Quant Time: Jun 23 00:39:31 2021
Quant Method : C:\MSDCHEM\1\METHODS\6PST2739.M
Quant Title : PEST/PCB
QLast Update : Wed Jun 09 04:17:10 2021
Response via : Initial Calibration
Integrator: ChemStation 6890 Scale Mode: Large solvent peaks clipped

Volume Inj. : 1ul
Signal #1 Phase : RTXCLP I Signal #2 Phase: RTX-CLP II
Signal #1 Info : 30mx.32mmx.32um Signal #2 Info : 30m x .32mm x .25um

	Compound	RT#1	RT#2	Resp#1	Resp#2	PPB	PPB
	Internal Standards						
27)	I 1-bromo-2...	1.835	2.183	766.4E6	456.6E6	50.000	50.000
	System Monitoring Compounds						
	Target Compounds						
28)	L8 Toxaphene{A}	5.498	7.043	65841605	54808876	500.374	409.252m
29)	L8 Toxaphene{B}	6.106	7.910	193.0E6	92546229	494.696m	534.445
30)	L8 Toxaphene{C}	6.280	8.073	192.3E6	176.6E6	434.491	528.615
31)	L8 Toxaphene{D}	6.617	8.514	147.0E6	94760526	476.905	535.242
32)	L8 Toxaphene{E}	7.255	9.427	169.0E6	91241268	455.641m	507.080
	Sum Toxaphene			767.2E6	509.9E6	N.D.	N.D.
Average	Toxaphene					472.422	502.927

SemiQuant Compounds - Not Calibrated on this Instrument

(f)=RT Delta > 1/2 Window (#)=Amounts differ by > 25% (m)=manual int.

11.6.10 11

Quantitation Report (QT Reviewed)

Data Path : C:\msdchem\1\data\G6G2739\
Data File : 6g78525.d
Signal(s) : Signal #1: ECD1A.CH Signal #2: ECD2B.CH
Acq On : 18-Jun-21, 07:16:01
Operator : christp
Sample : ic2739-500
Misc : op33095,g6g2739,30,,,2,1
ALS Vial : 12 (Sig #1); 0 (Sig #2) Sample Multiplier: 1

Integration File signal 1: autoint1.e
Integration File signal 2: autoint2.e
Quant Time: Jun 23 00:39:31 2021
Quant Method : C:\MSDCHEM\1\METHODS\6PST2739.M
Quant Title : PEST/PCB
QLast Update : Wed Jun 09 04:17:10 2021
Response via : Initial Calibration
Integrator: ChemStation 6890 Scale Mode: Large solvent peaks clipped

Volume Inj. : 1ul
Signal #1 Phase : RTXCLP I Signal #2 Phase: RTX-CLP II
Signal #1 Info : 30mx.32mmx.32um Signal #2 Info : 30m x .32mm x .25um

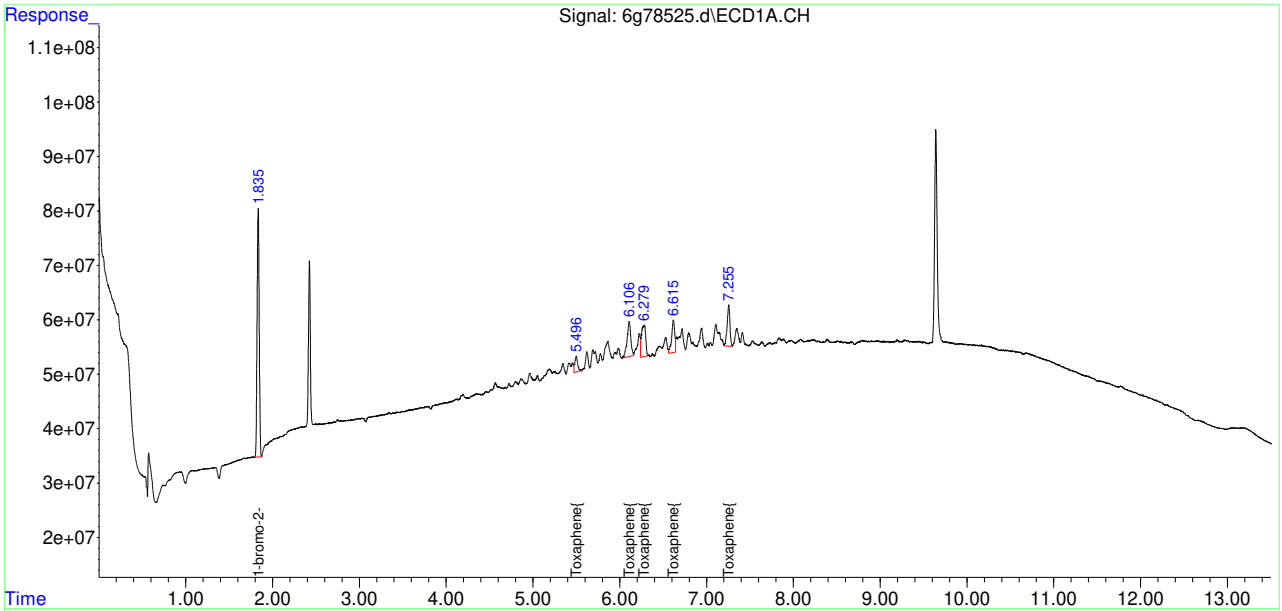

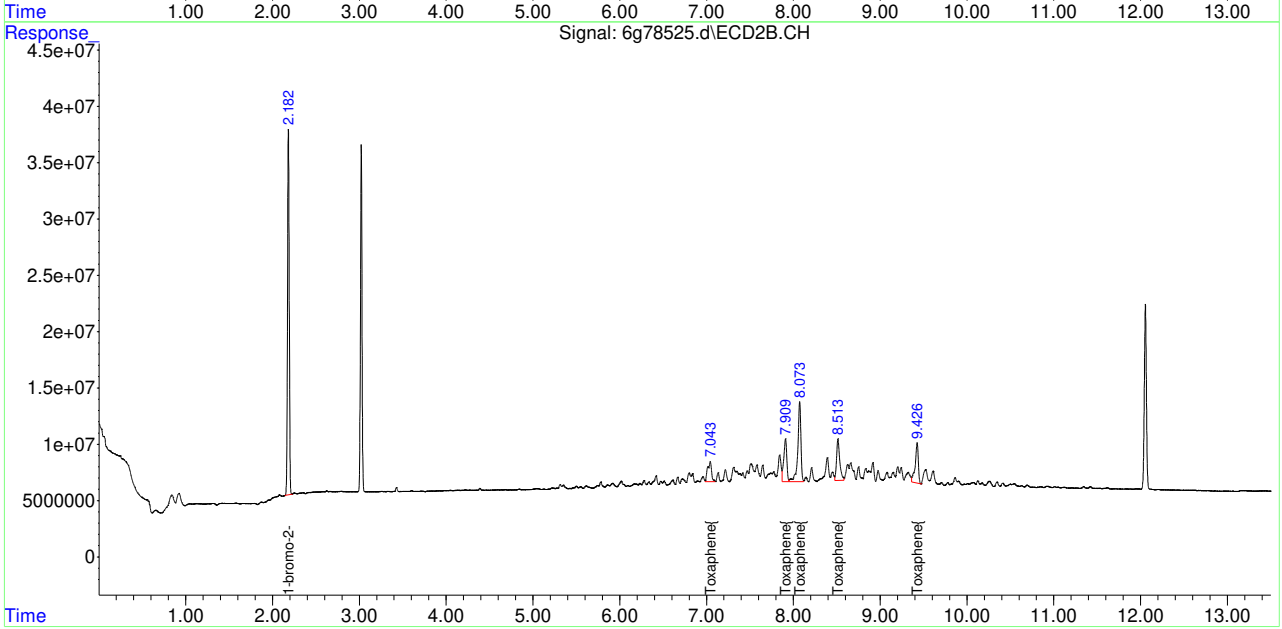

Manual Integration Approval Summary

Sample Number: G6G2739-IC2739
Lab FileID: 6G78525.D
Injection Time: 06/18/21 07:16
Method: EPA 608.3
Analyst approved: 07/08/21 04:48 Christine Phillips
Supervisor approved: 07/16/21 12:24 Gwendolyn Burns

Parameter	CAS	Sig#	R.T. (min.)	Reason
1-Bromo-2-nitrobenzene	577-19-5	1	0.00	Poorly defined baseline
1-Bromo-2-nitrobenzene	577-19-5	2	0.00	Poorly defined baseline
Toxaphene-B		1	6.11	Poorly defined baseline
Toxaphene-A		2	7.04	Poorly defined baseline
Toxaphene-E		1	7.25	Poorly defined baseline

Quantitation Report (Qedit)

Data Path : C:\msdchem\1\data\G6G2739\
Data File : 6g78525.d
Signal(s) : Signal #1: ECD1A.CH Signal #2: ECD2B.CH
Acq On : 18-Jun-21, 07:16:01
Operator : christp
Sample : ic2739-500
Misc : op33095,g6g2739,30,,,2,1
ALS Vial : 12 (Sig #1); 0 (Sig #2) Sample Multiplier: 1

Integration File signal 1: autoint1.e
Integration File signal 2: autoint2.e
Quant Time: Jun 23 00:08:42 2021
Quant Method : C:\MSDCHEM\1\METHODS\6PST2739.M
Quant Title : PEST/PCB
QLast Update : Wed Jun 09 04:17:10 2021
Response via : Initial Calibration
Integrator: ChemStation 6890 Scale Mode: Large solvent peaks clipped

Volume Inj. : 1ul
Signal #1 Phase : RTXCLP I Signal #2 Phase: RTX-CLP II
Signal #1 Info : 30mx.32mmx.32um Signal #2 Info : 30m x .32mm x .25um

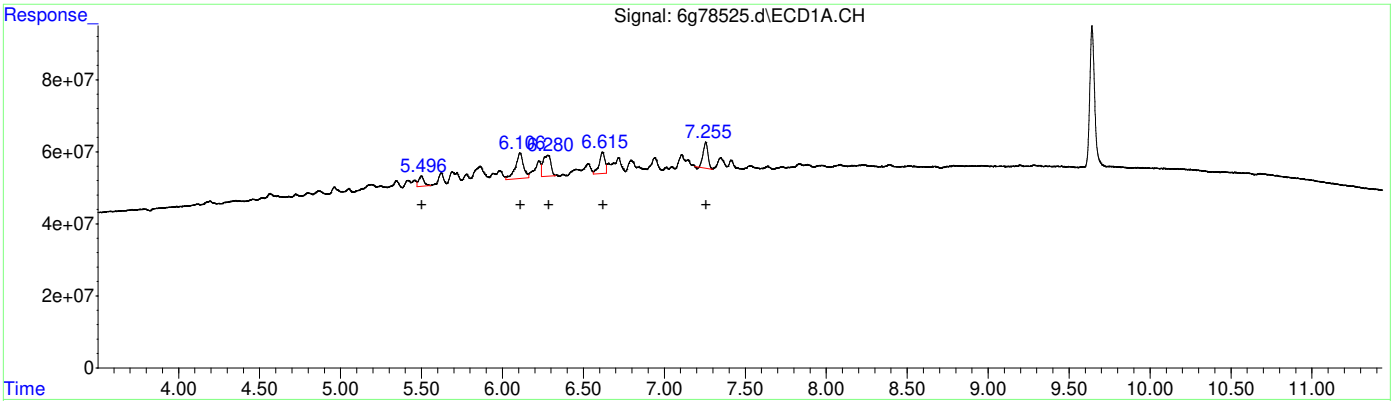

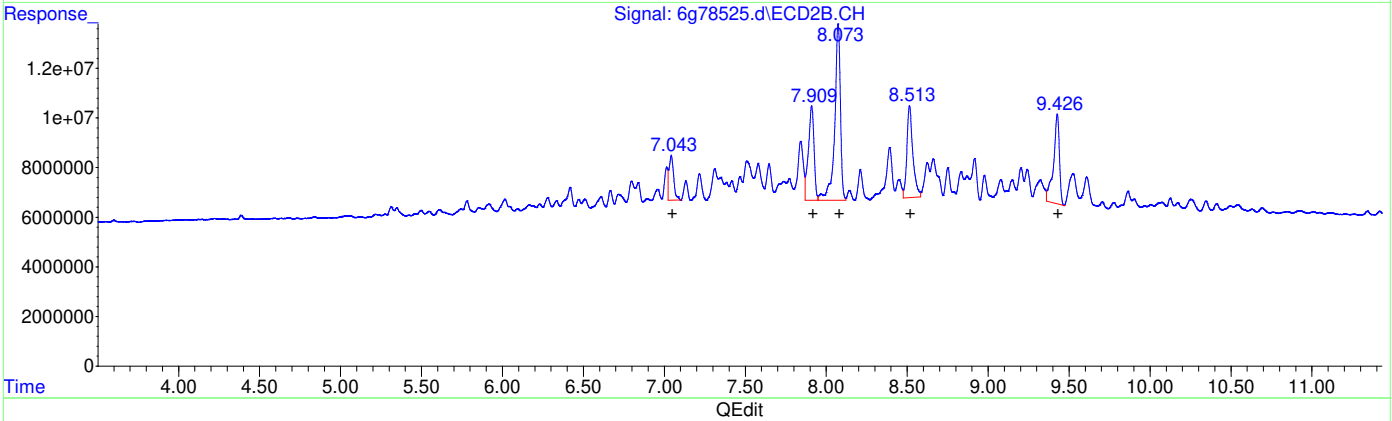

QEdit

(28) Toxaphene{A} (L8)

R.T.	Response	Conc
5.50	65841605	500.37
6.11	247134727	633.47
6.28	192332960	434.49
6.62	146985661	476.91
7.26	148930344	401.52

(28) Toxaphene{A} #2 (L8)

R.T.	Response	Conc
7.04	36024382	268.99
7.91	92546229	534.44
8.07	176556892	528.61
8.51	94760526	535.24
9.43	91241268	507.08

(+) = Expected Retention Time
6PST2739.M Wed Jun 23 00:09:24 2021

11.6.10.2
11

Quantitation Report (Qedit)

Data Path : C:\msdchem\1\data\G6G2739\
Data File : 6g78525.d
Signal(s) : Signal #1: ECD1A.CH Signal #2: ECD2B.CH
Acq On : 18-Jun-21, 07:16:01
Operator : christp
Sample : ic2739-500
Misc : op33095,g6g2739,30,,,2,1
ALS Vial : 12 (Sig #1); 0 (Sig #2) Sample Multiplier: 1

Integration File signal 1: autoint1.e
Integration File signal 2: autoint2.e
Quant Time: Jun 23 00:10:19 2021
Quant Method : C:\MSDCHEM\1\METHODS\6PST2739.M
Quant Title : PEST/PCB
QLast Update : Wed Jun 09 04:17:10 2021
Response via : Initial Calibration
Integrator: ChemStation 6890 Scale Mode: Large solvent peaks clipped

Volume Inj. : 1ul
Signal #1 Phase : RTXCLP I Signal #2 Phase: RTX-CLP II
Signal #1 Info : 30mx.32mmx.32um Signal #2 Info : 30m x .32mm x .25um

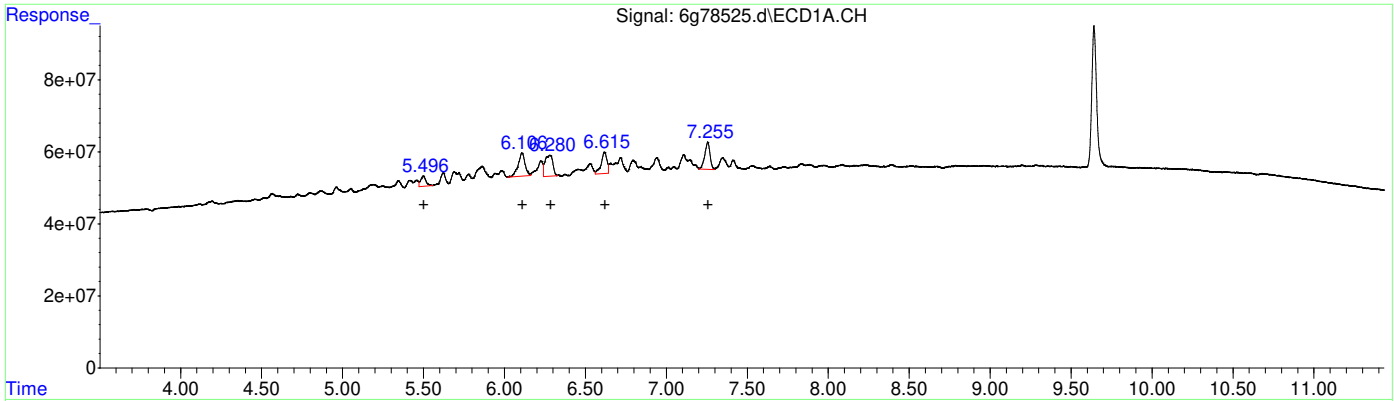

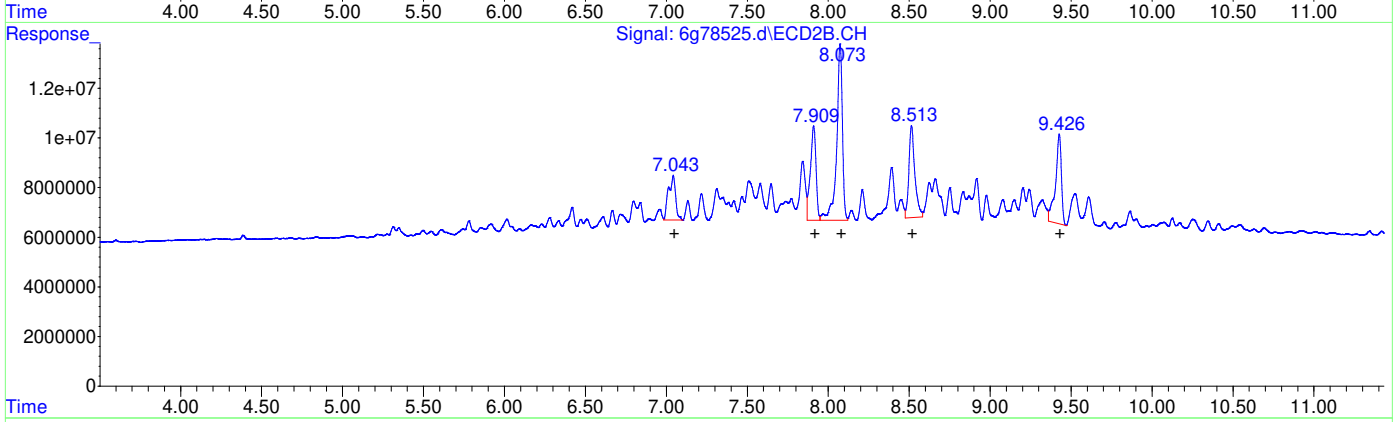

QEdit

(28) Toxaphene{A} (L8)

R.T.	Response	Conc
5.50	65841605	500.37
6.11	192996124	494.70
6.28	192332960	434.49
6.62	146985661	476.91
7.25	169006016	455.64

(28) Toxaphene{A} #2 (L8)

R.T.	Response	Conc
7.04	54808876	409.25
7.91	92546229	534.44
8.07	176556892	528.61
8.51	94760526	535.24
9.43	91241268	507.08

(+) = Expected Retention Time
6PST2739.M Wed Jun 23 00:11:55 2021

Quantitation Report (QT Reviewed)

Data Path : C:\msdchem\1\data\G6G2739\
Data File : 6g78526.d
Signal(s) : Signal #1: ECD1A.CH Signal #2: ECD2B.CH
Acq On : 18-Jun-21, 07:34:15
Operator : christp
Sample : icv2739-25
Misc : op33095,g6g2739,30,,,2,10
ALS Vial : 13 (Sig #1); 0 (Sig #2) Sample Multiplier: 1

Integration File signal 1: autoint1.e
Integration File signal 2: autoint2.e
Quant Time: Jul 12 22:15:48 2021
Quant Method : C:\MSDCHEM\1\METHODS\6PST2739.M
Quant Title : PEST/PCB
QLast Update : Mon Jul 12 22:07:19 2021
Response via : Initial Calibration
Integrator: ChemStation 6890 Scale Mode: Large solvent peaks clipped

Volume Inj. : 1ul
Signal #1 Phase : RTXCLP I Signal #2 Phase: RTX-CLP II
Signal #1 Info : 30mx.32mmx.32um Signal #2 Info : 30m x .32mm x .25um

	Compound	RT#1	RT#2	Resp#1	Resp#2	PPB	PPB
	Internal Standards						
1)	I 1-bromo-2...	1.838	2.185	750.3E6	446.9E6	50.000	50.000
27)	I 1-bromo-2...	1.838	2.185	750.3E6	446.9E6	50.000	50.000
33)	I 1-bromo-2...	1.838	2.185	750.3E6	446.9E6	50.000	50.000
	System Monitoring Compounds						
2)	SAB Tetrachlo...	2.426	3.023	227.8E6	210.3E6	26.529	27.279
	Spiked Amount 40.000	Range 30 - 150		Recovery =		66.32%	68.20%
26)	SA Decachlor...	9.642	12.055	481.9E6	153.2E6	26.446	26.205
	Spiked Amount 40.000			Recovery =		66.11%	65.51%
	Target Compounds						
4)	A alpha-BHC	2.888	3.702	571.0E6	318.7E6	25.615	27.390
5)	MA gamma-BHC	3.174	4.139	557.0E6	289.0E6	27.376	27.092
6)	MA Heptachlor	3.654	4.729	503.3E6	283.8E6	25.811	27.520
7)	B beta-BHC	3.246	4.222	204.9E6	130.4E6	25.406	26.231
8)	B delta-BHC	3.423	4.627	502.1E6	266.3E6	25.126	27.079
9)	MB Aldrin	3.977	5.189	522.3E6	275.2E6	26.170	27.389
11)	B Heptachlo...	4.672	6.025	477.7E6	257.8E6	24.796	27.601
12)	B gamma-Chl...	4.831	6.312	506.0E6	261.0E6	26.426	26.761
13)	B alpha-Chl...	4.999	6.542	481.7E6	248.8E6	26.079	27.208
14)	A Endosulfan I	5.172	6.639	471.0E6	235.2E6	25.957	26.273
15)	B 4,4'-DDE	5.112	6.805	467.0E6	247.5E6	26.008	26.479
16)	MA Dieldrin	5.490	7.080	489.1E6	254.4E6	25.797	27.602
17)	MA Endrin	5.805	7.588	472.9E6	230.2E6	26.684	26.837
18)	A 4,4'-DDD	5.929	7.761	362.4E6	199.3E6	26.147	26.718
19)	B Endosulfa...	6.119	7.939	430.1E6	220.2E6	26.414	27.549
20)	MA 4,4'-DDT	6.342	8.301	374.3E6	196.6E6	25.766	26.836
21)	B Endrin Al...	6.737	8.516	354.4E6	179.8E6	26.554	27.343
22)	B Endosulfa...	7.412	8.988	380.4E6	191.4E6	24.257	25.648
23)	A Methoxychlor	7.116	9.551	161.0E6	103.7E6	24.558	28.448
25)	B Endrin Ke...	7.841	9.956	452.4E6	214.9E6	28.903	26.616
	Sum Toxaphene			0	0	N.D.	N.D.
Average	Toxaphene					0.000	0.000

SemiQuant Compounds - Not Calibrated on this Instrument

(f)=RT Delta > 1/2 Window (#)=Amounts differ by > 25% (m)=manual int.

11.6.11

Quantitation Report (QT Reviewed)

Data Path : C:\msdchem\1\data\G6G2739\
Data File : 6g78526.d
Signal(s) : Signal #1: ECD1A.CH Signal #2: ECD2B.CH
Acq On : 18-Jun-21, 07:34:15
Operator : christp
Sample : icv2739-25
Misc : op33095,g6g2739,30,,,2,10
ALS Vial : 13 (Sig #1); 0 (Sig #2) Sample Multiplier: 1

Integration File signal 1: autoint1.e
Integration File signal 2: autoint2.e
Quant Time: Jul 12 22:15:48 2021
Quant Method : C:\MSDCHEM\1\METHODS\6PST2739.M
Quant Title : PEST/PCB
QLast Update : Mon Jul 12 22:07:19 2021
Response via : Initial Calibration
Integrator: ChemStation 6890 Scale Mode: Large solvent peaks clipped

Volume Inj. : 1ul
Signal #1 Phase : RTXCLP I Signal #2 Phase: RTX-CLP II
Signal #1 Info : 30mx.32mmx.32um Signal #2 Info : 30m x .32mm x .25um

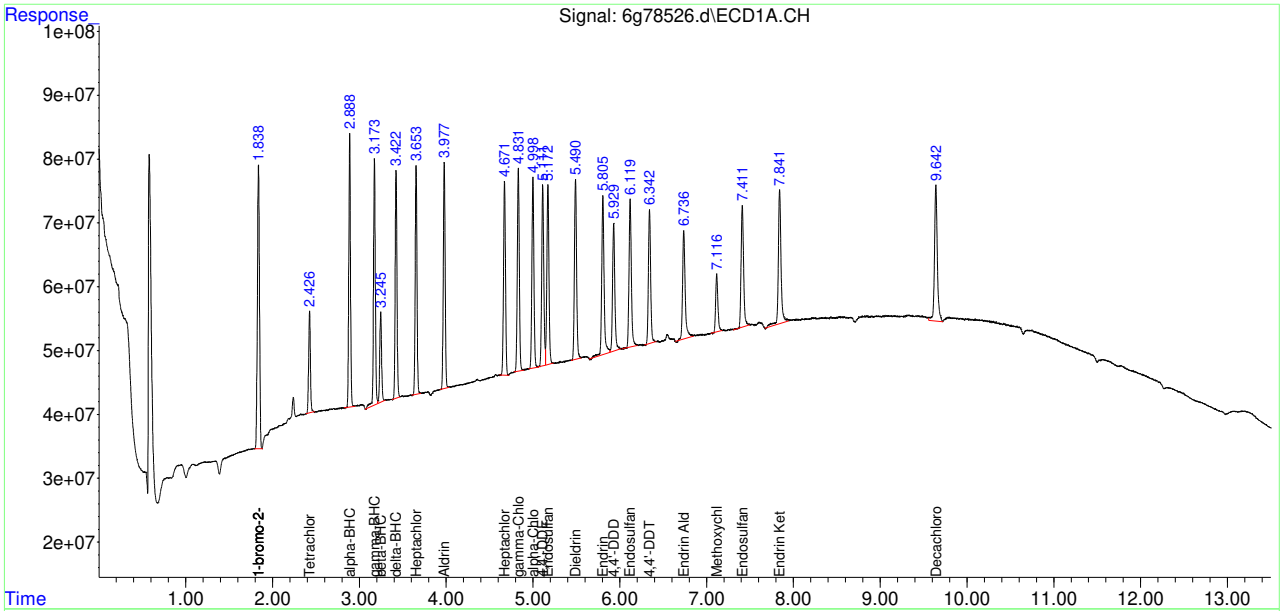

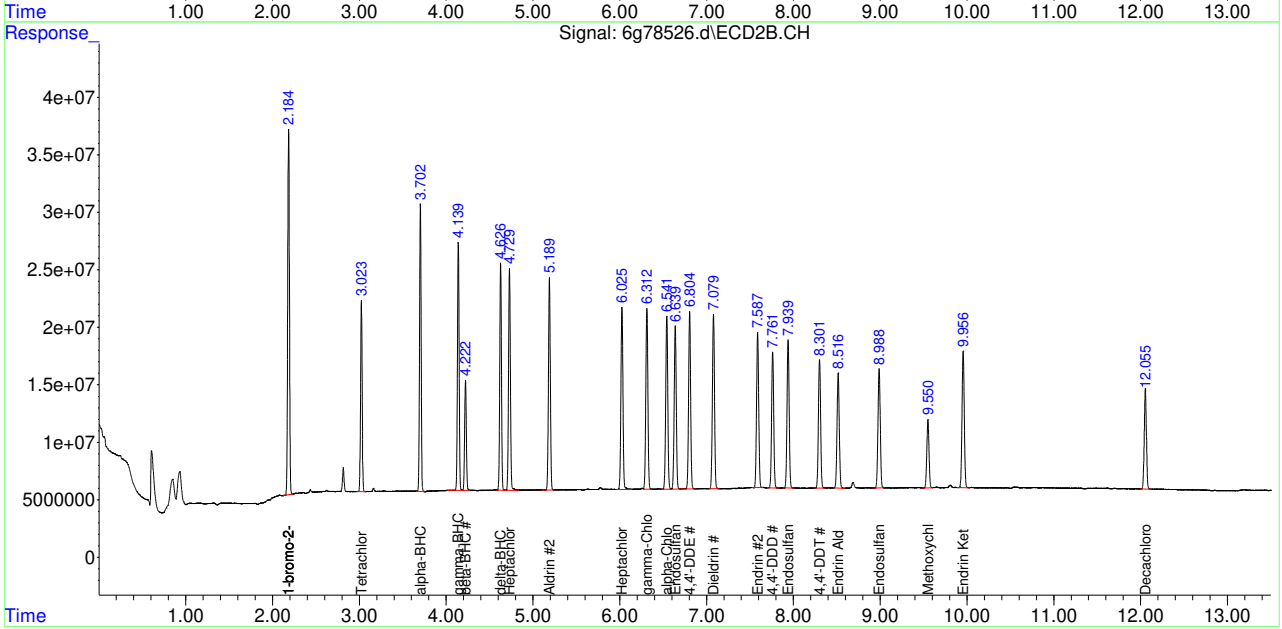

JD30019

Manual Integrations APPROVED (compounds with "m" flag)
Gwendolyn Burns 07/16/21 12:24

Quantitation Report (QT Reviewed)

Data Path : C:\msdchem\1\data\G6G2739\
Data File : 6g78527.d
Signal(s) : Signal #1: ECD1A.CH Signal #2: ECD2B.CH
Acq On : 18-Jun-21, 07:52:31
Operator : christp
Sample : icv2739-500
Misc : op33095,g6g2739,30,,,2,1
ALS Vial : 14 (Sig #1); 0 (Sig #2) Sample Multiplier: 1

Integration File signal 1: autoint1.e
Integration File signal 2: autoint2.e
Quant Time: Jun 23 01:07:07 2021
Quant Method : C:\MSDCHEM\1\METHODS\6PST2739.M
Quant Title : PEST/PCB
QLast Update : Wed Jun 23 01:03:17 2021
Response via : Initial Calibration
Integrator: ChemStation 6890 Scale Mode: Large solvent peaks clipped

Volume Inj. : 1ul
Signal #1 Phase : RTXCLP I Signal #2 Phase: RTX-CLP II
Signal #1 Info : 30mx.32mmx.32um Signal #2 Info : 30m x .32mm x .25um

	Compound	RT#1	RT#2	Resp#1	Resp#2	PPB	PPB
	Internal Standards						
1)	I 1-bromo-2...	1.838	2.185	769.8E6	453.2E6	50.000	50.000
27)	I 1-bromo-2...	1.838	2.185	769.8E6	453.2E6	50.000	50.000
33)	I 1-bromo-2...	1.838	2.185	769.8E6	453.2E6	50.000	50.000
	System Monitoring Compounds						
2)	SAB Tetrachlo...	2.426	3.023	474.5E6	428.6E6	53.856	54.824
	Spiked Amount 40.000	Range 30 - 150		Recovery = 134.64%		137.06%	
26)	SA Decachlor...	9.642	12.056	898.8E6	303.3E6	48.069	51.155
	Spiked Amount 40.000			Recovery = 120.17%		127.89%	
	Target Compounds						
	Sum Toxaphene			0	0	N.D.	N.D.
	Average Toxaphene					0.000	0.000
34)	Chlordane...	3.567	4.528	286.6E6	159.1E6	569.842	583.202
35)	Chlordane...	4.118	5.383	308.5E6	174.9E6	595.063m	581.898
36)	Chlordane...	4.830	6.311	1275.7E6	618.0E6	594.855	584.925m
37)	Chlordane...	4.991	6.541f	1942.1E6	1013.8E6	536.594	523.447m
38)	Chlordane...	6.028	8.022	321.3E6	154.4E6	531.905	564.035
	SemiQuant Compounds - Not Calibrated on this Instrument						

(f)=RT Delta > 1/2 Window (#)=Amounts differ by > 25% (m)=manual int.

11.6.12 11

Quantitation Report (QT Reviewed)

Data Path : C:\msdchem\1\data\G6G2739\
Data File : 6g78527.d
Signal(s) : Signal #1: ECD1A.CH Signal #2: ECD2B.CH
Acq On : 18-Jun-21, 07:52:31
Operator : christp
Sample : icv2739-500
Misc : op33095,g6g2739,30,,,2,1
ALS Vial : 14 (Sig #1); 0 (Sig #2) Sample Multiplier: 1

Integration File signal 1: autoint1.e
Integration File signal 2: autoint2.e
Quant Time: Jun 23 01:07:07 2021
Quant Method : C:\MSDCHEM\1\METHODS\6PST2739.M
Quant Title : PEST/PCB
QLast Update : Wed Jun 23 01:03:17 2021
Response via : Initial Calibration
Integrator: ChemStation 6890 Scale Mode: Large solvent peaks clipped

Volume Inj. : 1ul
Signal #1 Phase : RTXCLP I Signal #2 Phase: RTX-CLP II
Signal #1 Info : 30mx.32mmx.32um Signal #2 Info : 30m x .32mm x .25um

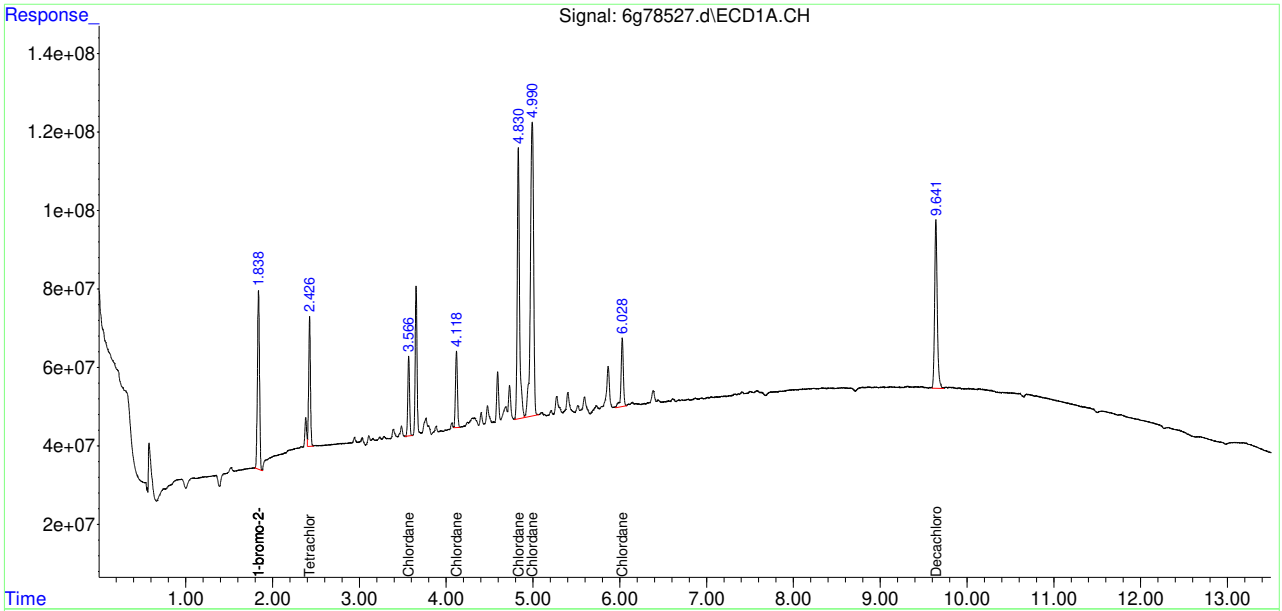

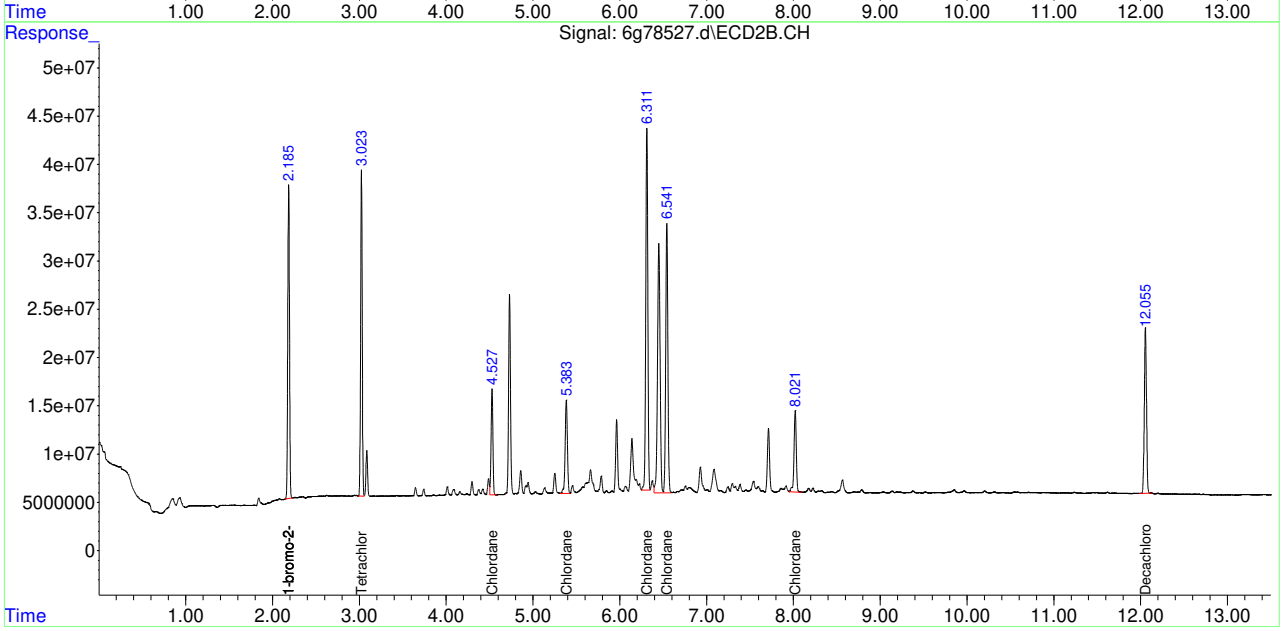

Manual Integration Approval Summary

Sample Number: G6G2739-ICV2739 **Method:** EPA 608.3
Lab FileID: 6G78527.D **Analyst approved:** 07/08/21 04:48 Christine Phillips
Injection Time: 06/18/21 07:52 **Supervisor approved:** 07/16/21 12:24 Gwendolyn Burns

Parameter	CAS	Sig#	R.T. (min.)	Reason
Chlordane-B		1	4.12	Poorly defined baseline
Chlordane-C		2	6.31	Poorly defined baseline
Chlordane-D		2	6.54	Poorly defined baseline

Quantitation Report (Qedit)

Data Path : C:\msdchem\1\data\G6G2739\
Data File : 6g78527.d
Signal(s) : Signal #1: ECD1A.CH Signal #2: ECD2B.CH
Acq On : 18-Jun-21, 07:52:31
Operator : christp
Sample : icv2739-500
Misc : op33095,g6g2739,30,,,2,1
ALS Vial : 14 (Sig #1); 0 (Sig #2) Sample Multiplier: 1

Integration File signal 1: autoint1.e
Integration File signal 2: autoint2.e
Quant Time: Jun 23 01:05:35 2021
Quant Method : C:\MSDCHEM\1\METHODS\6PST2739.M
Quant Title : PEST/PCB
QLast Update : Wed Jun 23 01:03:17 2021
Response via : Initial Calibration
Integrator: ChemStation 6890 Scale Mode: Large solvent peaks clipped

Volume Inj. : 1ul
Signal #1 Phase : RTXCLP I Signal #2 Phase: RTX-CLP II
Signal #1 Info : 30mx.32mmx.32um Signal #2 Info : 30m x .32mm x .25um

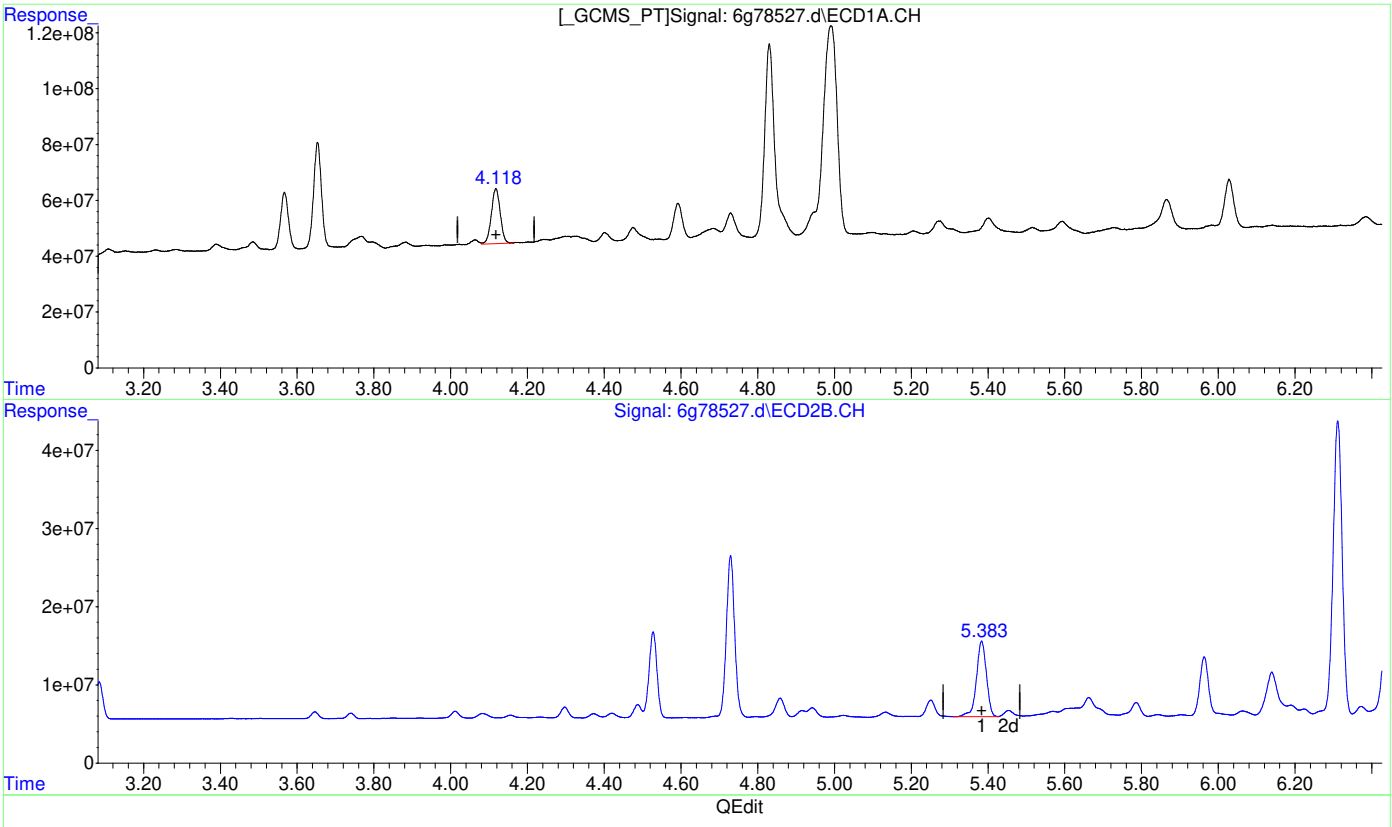

(35) Chlordane {B}

4.118min 612.004 PPB

response 317234953

(35) Chlordane {B} #2

5.383min 581.898 PPB

response 174891314

(+) = Expected Retention Time

Quantitation Report (Qedit)

Data Path : C:\msdchem\1\data\G6G2739\
Data File : 6g78527.d
Signal(s) : Signal #1: ECD1A.CH Signal #2: ECD2B.CH
Acq On : 18-Jun-21, 07:52:31
Operator : christp
Sample : icv2739-500
Misc : op33095,g6g2739,30,,,2,1
ALS Vial : 14 (Sig #1); 0 (Sig #2) Sample Multiplier: 1

Integration File signal 1: autoint1.e
Integration File signal 2: autoint2.e
Quant Time: Jun 23 01:05:35 2021
Quant Method : C:\MSDCHEM\1\METHODS\6PST2739.M
Quant Title : PEST/PCB
QLast Update : Wed Jun 23 01:03:17 2021
Response via : Initial Calibration
Integrator: ChemStation 6890 Scale Mode: Large solvent peaks clipped

Volume Inj. : 1ul
Signal #1 Phase : RTXCLP I Signal #2 Phase: RTX-CLP II
Signal #1 Info : 30mx.32mmx.32um Signal #2 Info : 30m x .32mm x .25um

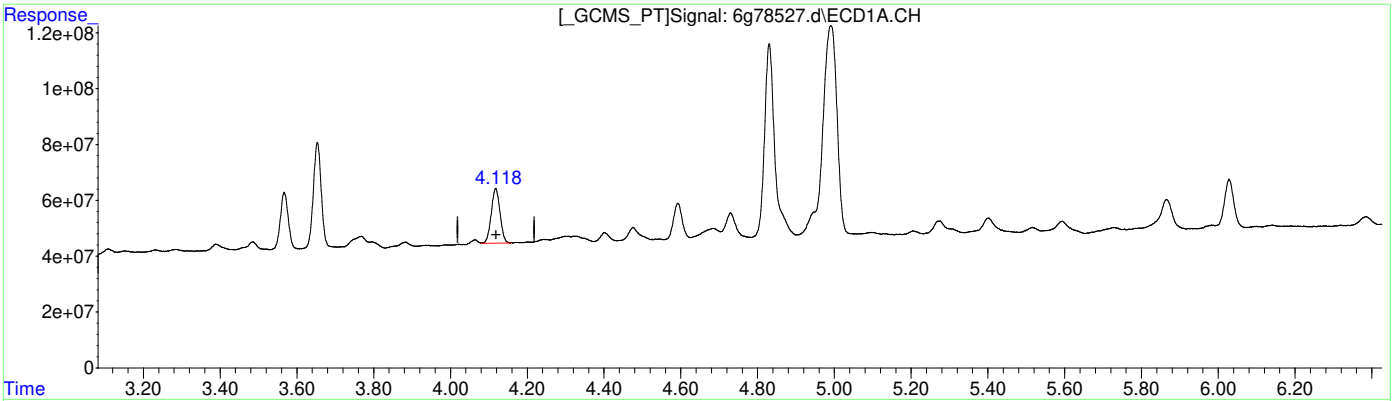

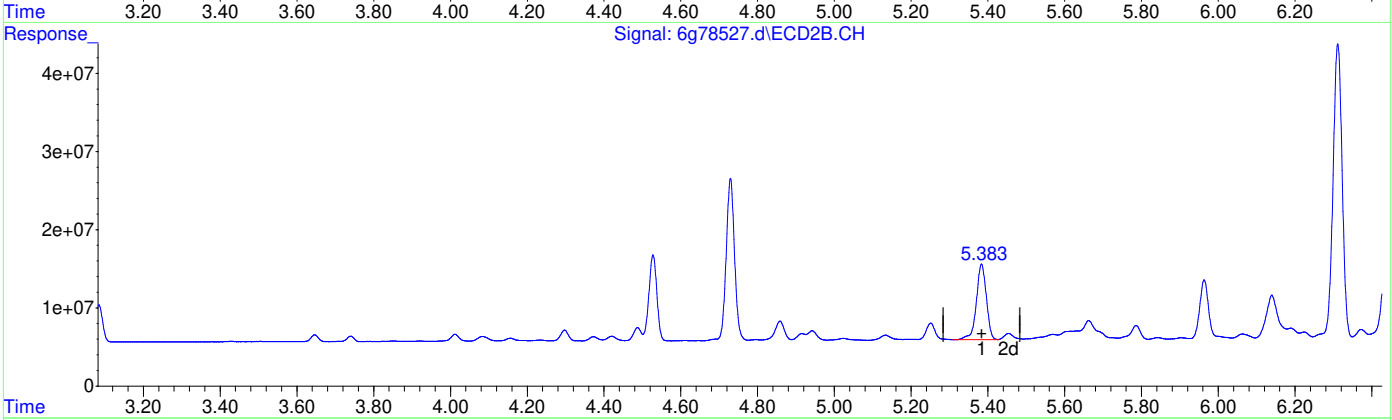

QEdit

(35) Chlordane {B}

4.118min 595.063 PPB m

response 308453534

(35) Chlordane {B} #2

5.383min 581.898 PPB

response 174891314

(+) = Expected Retention Time
6PST2739.M Wed Jun 23 01:06:28 2021

Quantitation Report (Qedit)

Data Path : C:\msdchem\1\data\G6G2739\
Data File : 6g78527.d
Signal(s) : Signal #1: ECD1A.CH Signal #2: ECD2B.CH
Acq On : 18-Jun-21, 07:52:31
Operator : christp
Sample : icv2739-500
Misc : op33095,g6g2739,30,,,2,1
ALS Vial : 14 (Sig #1); 0 (Sig #2) Sample Multiplier: 1

Integration File signal 1: autoint1.e
Integration File signal 2: autoint2.e
Quant Time: Jun 23 01:05:35 2021
Quant Method : C:\MSDCHEM\1\METHODS\6PST2739.M
Quant Title : PEST/PCB
QLast Update : Wed Jun 23 01:03:17 2021
Response via : Initial Calibration
Integrator: ChemStation 6890 Scale Mode: Large solvent peaks clipped

Volume Inj. : 1ul
Signal #1 Phase : RTXCLP I Signal #2 Phase: RTX-CLP II
Signal #1 Info : 30mx.32mmx.32um Signal #2 Info : 30m x .32mm x .25um

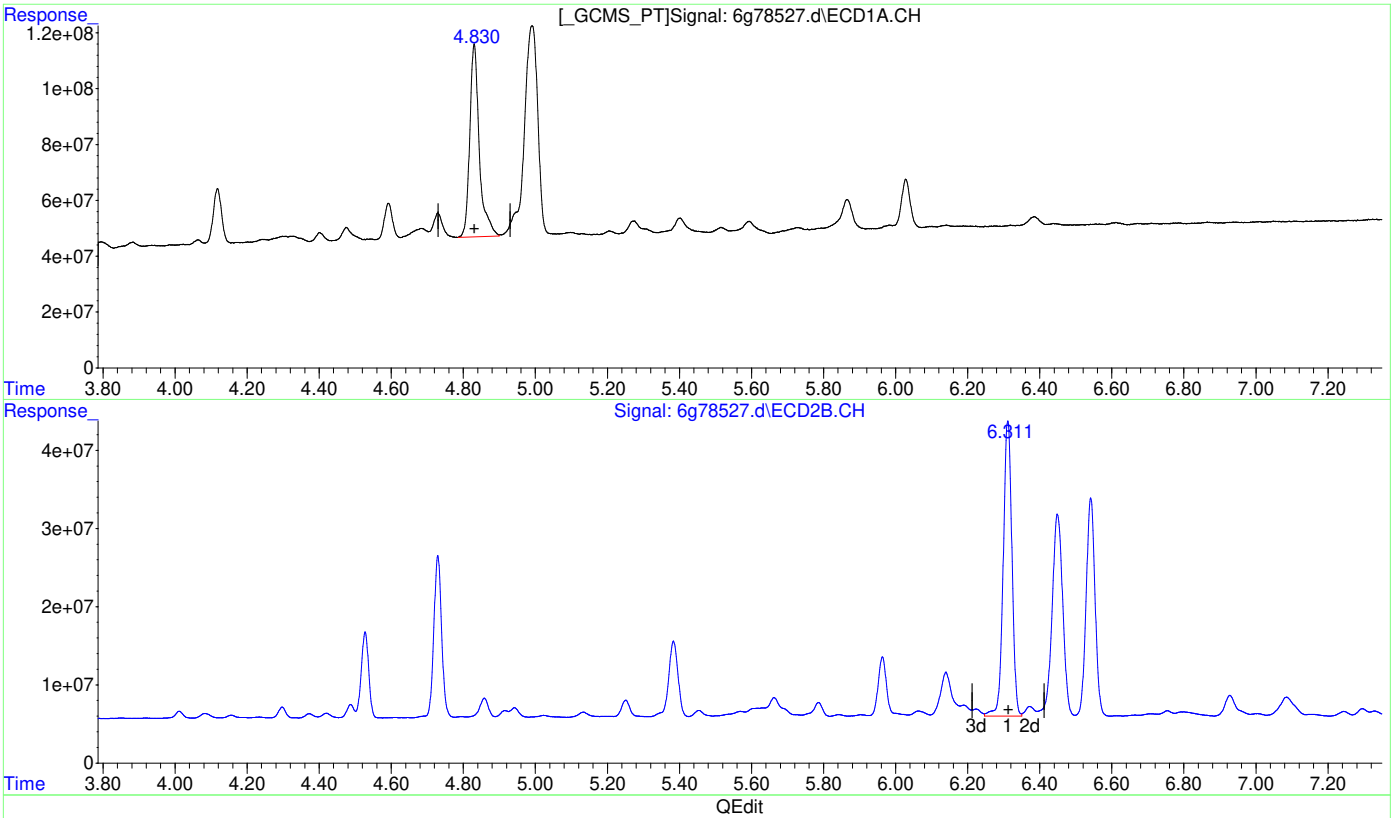

(36) Chlordane {C}

4.830min 594.855 PPB

response 1275702518

(36) Chlordane {C} #2

6.311min 600.341 PPB

response 634247443

(+) = Expected Retention Time

6PST2739.M Wed Jun 23 01:06:34 2021

Quantitation Report (Qedit)

Data Path : C:\msdchem\1\data\G6G2739\
Data File : 6g78527.d
Signal(s) : Signal #1: ECD1A.CH Signal #2: ECD2B.CH
Acq On : 18-Jun-21, 07:52:31
Operator : christp
Sample : icv2739-500
Misc : op33095,g6g2739,30,,,2,1
ALS Vial : 14 (Sig #1); 0 (Sig #2) Sample Multiplier: 1

Integration File signal 1: autoint1.e
Integration File signal 2: autoint2.e
Quant Time: Jun 23 01:05:35 2021
Quant Method : C:\MSDCHEM\1\METHODS\6PST2739.M
Quant Title : PEST/PCB
QLast Update : Wed Jun 23 01:03:17 2021
Response via : Initial Calibration
Integrator: ChemStation 6890 Scale Mode: Large solvent peaks clipped

Volume Inj. : 1ul
Signal #1 Phase : RTXCLP I Signal #2 Phase: RTX-CLP II
Signal #1 Info : 30mx.32mmx.32um Signal #2 Info : 30m x .32mm x .25um

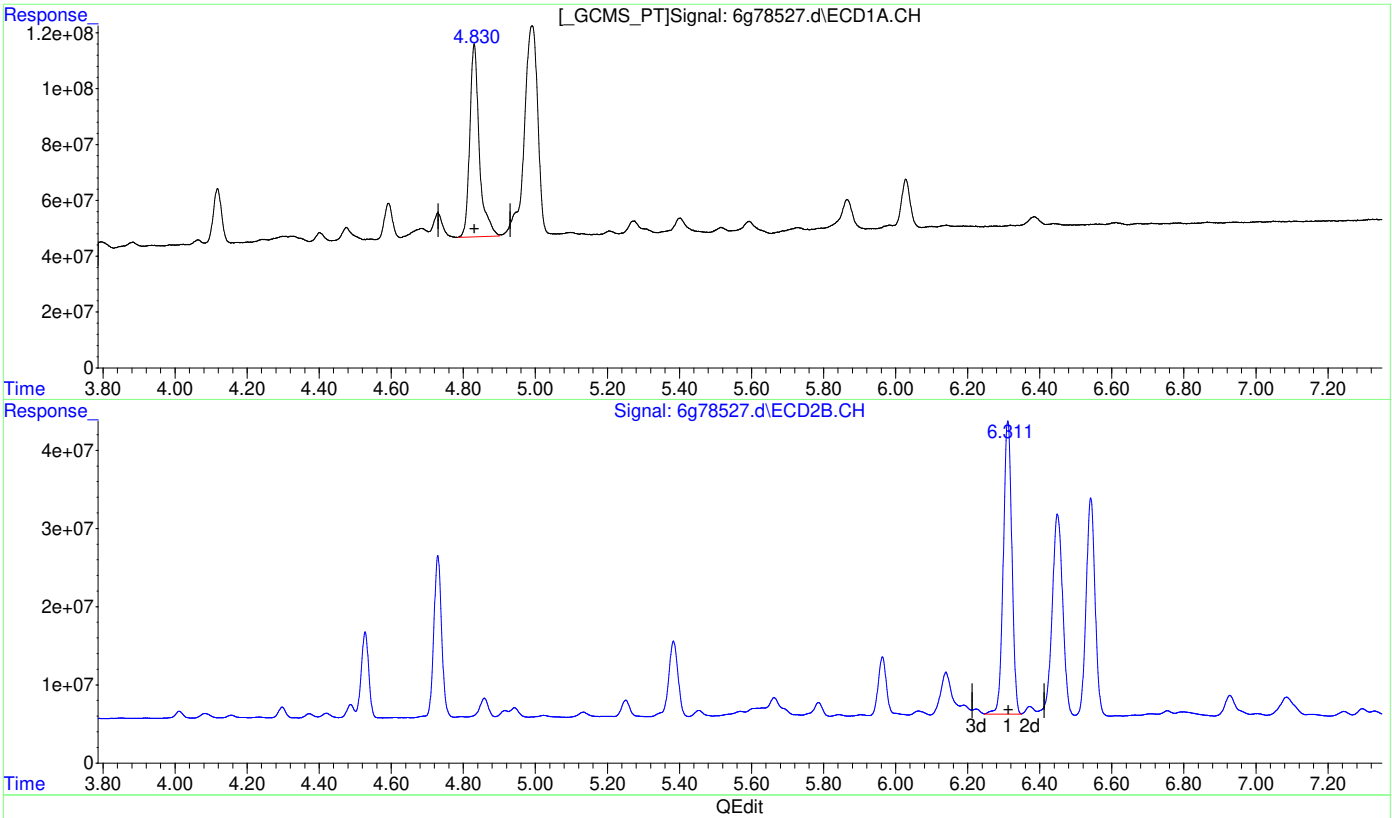

(36) Chlordane {C}

4.830min 594.855 PPB

response 1275702518

(36) Chlordane {C} #2

6.311min 584.925 PPB m

response 617960992

(+) = Expected Retention Time

6PST2739.M Wed Jun 23 01:06:45 2021 Page: 1

Quantitation Report (Qedit)

Data Path : C:\msdchem\1\data\G6G2739\
Data File : 6g78527.d
Signal(s) : Signal #1: ECD1A.CH Signal #2: ECD2B.CH
Acq On : 18-Jun-21, 07:52:31
Operator : christp
Sample : icv2739-500
Misc : op33095,g6g2739,30,,,2,1
ALS Vial : 14 (Sig #1); 0 (Sig #2) Sample Multiplier: 1

Integration File signal 1: autoint1.e
Integration File signal 2: autoint2.e
Quant Time: Jun 23 01:05:35 2021
Quant Method : C:\MSDCHEM\1\METHODS\6PST2739.M
Quant Title : PEST/PCB
QLast Update : Wed Jun 23 01:03:17 2021
Response via : Initial Calibration
Integrator: ChemStation 6890 Scale Mode: Large solvent peaks clipped

Volume Inj. : 1ul
Signal #1 Phase : RTXCLP I Signal #2 Phase: RTX-CLP II
Signal #1 Info : 30mx.32mmx.32um Signal #2 Info : 30m x .32mm x .25um

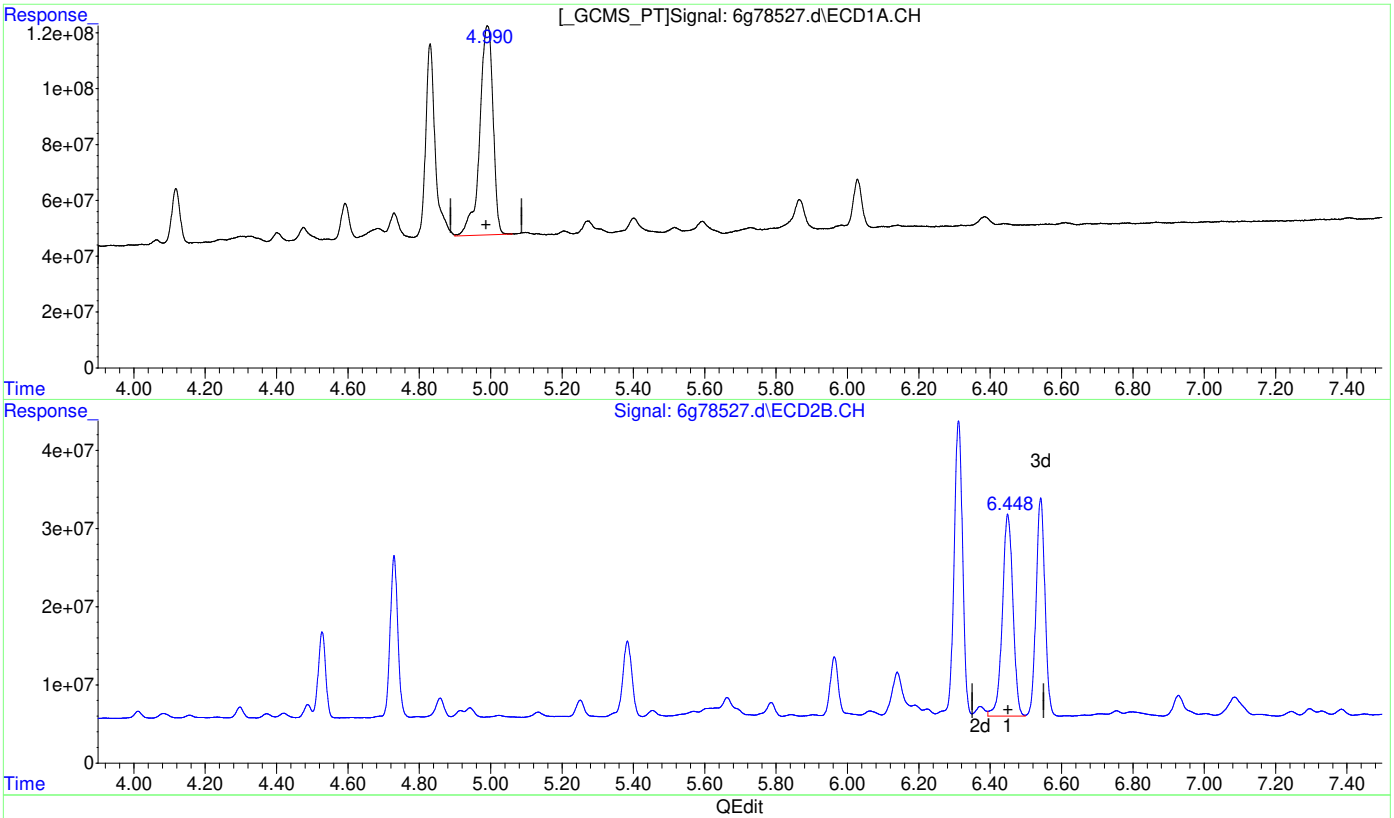

(37) Chlordane {D}

4.991min 536.594 PPB

response 1942055274

(37) Chlordane {D} #2

6.449min 275.672 PPB

response 533929490

(+) = Expected Retention Time

6PST2739.M Wed Jun 23 01:06:50 2021

Quantitation Report (Qedit)

Data Path : C:\msdchem\1\data\G6G2739\
Data File : 6g78527.d
Signal(s) : Signal #1: ECD1A.CH Signal #2: ECD2B.CH
Acq On : 18-Jun-21, 07:52:31
Operator : christp
Sample : icv2739-500
Misc : op33095,g6g2739,30,,,2,1
ALS Vial : 14 (Sig #1); 0 (Sig #2) Sample Multiplier: 1

Integration File signal 1: autoint1.e
Integration File signal 2: autoint2.e
Quant Time: Jun 23 01:05:35 2021
Quant Method : C:\MSDCHEM\1\METHODS\6PST2739.M
Quant Title : PEST/PCB
QLast Update : Wed Jun 23 01:03:17 2021
Response via : Initial Calibration
Integrator: ChemStation 6890 Scale Mode: Large solvent peaks clipped

Volume Inj. : 1ul
Signal #1 Phase : RTXCLP I Signal #2 Phase: RTX-CLP II
Signal #1 Info : 30mx.32mmx.32um Signal #2 Info : 30m x .32mm x .25um

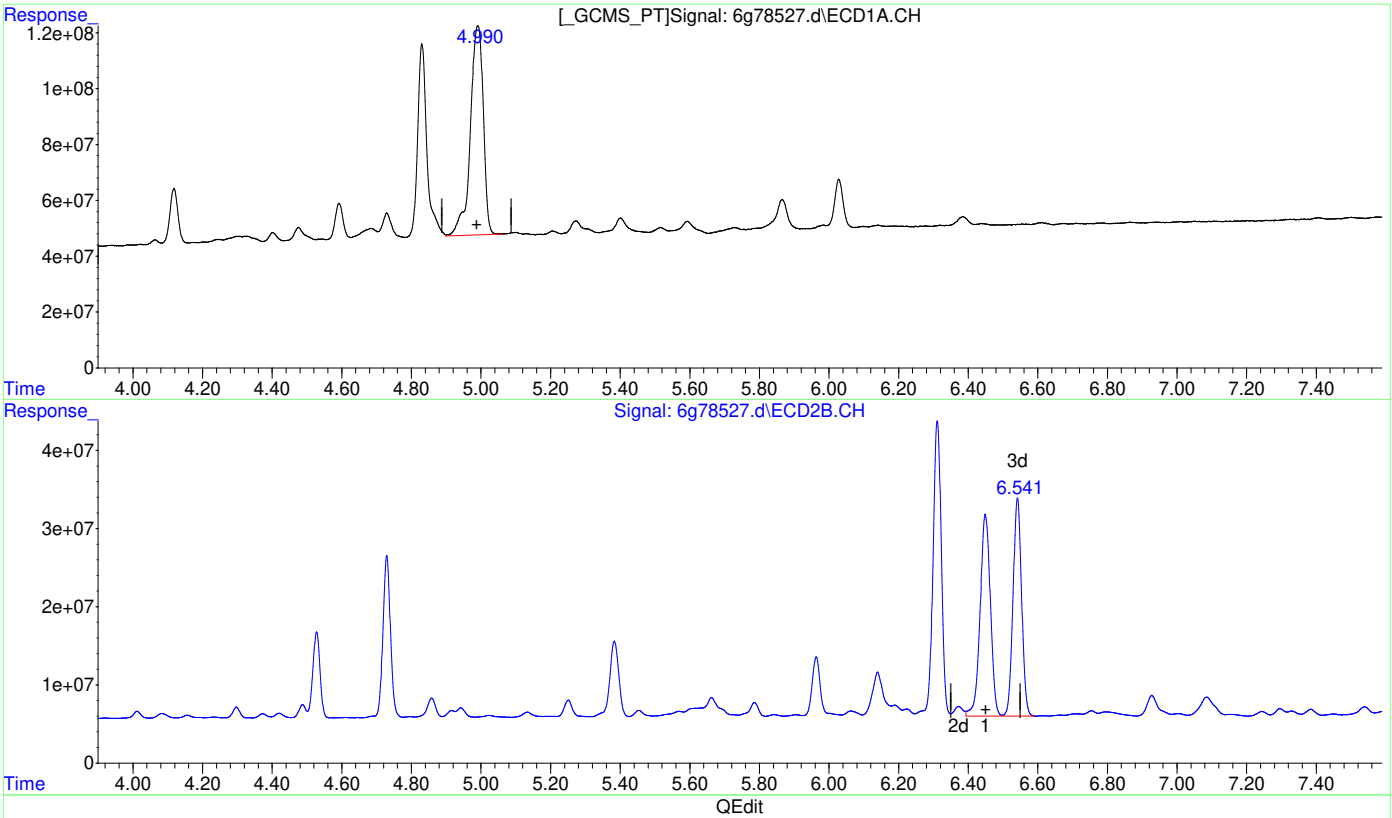

(37) Chlordane {D}

4.991min 536.594 PPB

response 1942055274

(37) Chlordane {D} #2

6.541min 523.447 PPB m

response 1013827986

(+) = Expected Retention Time

6PST2739.M Wed Jun 23 01:07:13 2021

Manual Integrations APPROVED (compounds with "m" flag)
Gwendolyn Burns 07/16/21 12:24

Quantitation Report (QT Reviewed)

Data Path : C:\msdchem\1\data\G6G2739\
Data File : 6g78528.d
Signal(s) : Signal #1: ECD1A.CH Signal #2: ECD2B.CH
Acq On : 18-Jun-21, 08:10:55
Operator : christp
Sample : icv2739-500
Misc : op33095,g6g2739,30,,,2,1
ALS Vial : 15 (Sig #1); 0 (Sig #2) Sample Multiplier: 1

Integration File signal 1: autoint1.e
Integration File signal 2: autoint2.e
Quant Time: Jun 23 00:55:00 2021
Quant Method : C:\MSDCHEM\1\METHODS\6PST2739.M
Quant Title : PEST/PCB
QLast Update : Wed Jun 23 00:47:19 2021
Response via : Initial Calibration
Integrator: ChemStation 6890 Scale Mode: Large solvent peaks clipped

Volume Inj. : 1ul
Signal #1 Phase : RTXCLP I Signal #2 Phase: RTX-CLP II
Signal #1 Info : 30mx.32mmx.32um Signal #2 Info : 30m x .32mm x .25um

	Compound	RT#1	RT#2	Resp#1	Resp#2	PPB	PPB
	Internal Standards						
1)	I 1-bromo-2...	1.836	2.183	777.1E6	455.9E6	50.000	50.000
27)	I 1-bromo-2...	1.836	2.183	777.1E6	455.9E6	50.000	50.000
33)	I 1-bromo-2...	1.836	2.183	777.1E6	455.9E6	50.000	50.000
	System Monitoring Compounds						
2)	SAB Tetrachlo...	2.425	3.022	480.1E6	430.5E6	53.984	54.748
	Spiked Amount 40.000	Range 30 - 150		Recovery =		134.96%	136.87%
26)	SA Decachlor...	9.642	12.056	911.1E6	313.5E6	48.274	52.575
	Spiked Amount 40.000			Recovery =		120.69%	131.44%
	Target Compounds						
28)	L8 Toxaphene{A}	5.499	7.044	76776848	61716644	575.074	563.938m
29)	L8 Toxaphene{B}	6.109	7.912	205.9E6	93398736	526.066m	505.431
30)	L8 Toxaphene{C}	6.286	8.075	217.3E6	178.9E6	557.141m	507.411
31)	L8 Toxaphene{D}	6.620	8.514	138.5E6	112.1E6	464.755	592.622 #
32)	L8 Toxaphene{E}	7.255	9.426	196.3E6	100.6E6	572.728	552.249
	Sum Toxaphene			834.7E6	546.7E6	2695.764	2721.651
Average Toxaphene						539.153	544.330

SemiQuant Compounds - Not Calibrated on this Instrument

(f)=RT Delta > 1/2 Window (#)=Amounts differ by > 25% (m)=manual int.

11.6.13 11

Quantitation Report (QT Reviewed)

Data Path : C:\msdchem\1\data\G6G2739\
Data File : 6g78528.d
Signal(s) : Signal #1: ECD1A.CH Signal #2: ECD2B.CH
Acq On : 18-Jun-21, 08:10:55
Operator : christp
Sample : icv2739-500
Misc : op33095,g6g2739,30,,,2,1
ALS Vial : 15 (Sig #1); 0 (Sig #2) Sample Multiplier: 1

Integration File signal 1: autoint1.e
Integration File signal 2: autoint2.e
Quant Time: Jun 23 00:55:00 2021
Quant Method : C:\MSDCHEM\1\METHODS\6PST2739.M
Quant Title : PEST/PCB
QLast Update : Wed Jun 23 00:47:19 2021
Response via : Initial Calibration
Integrator: ChemStation 6890 Scale Mode: Large solvent peaks clipped

Volume Inj. : 1ul
Signal #1 Phase : RTXCLP I Signal #2 Phase: RTX-CLP II
Signal #1 Info : 30mx.32mmx.32um Signal #2 Info : 30m x .32mm x .25um

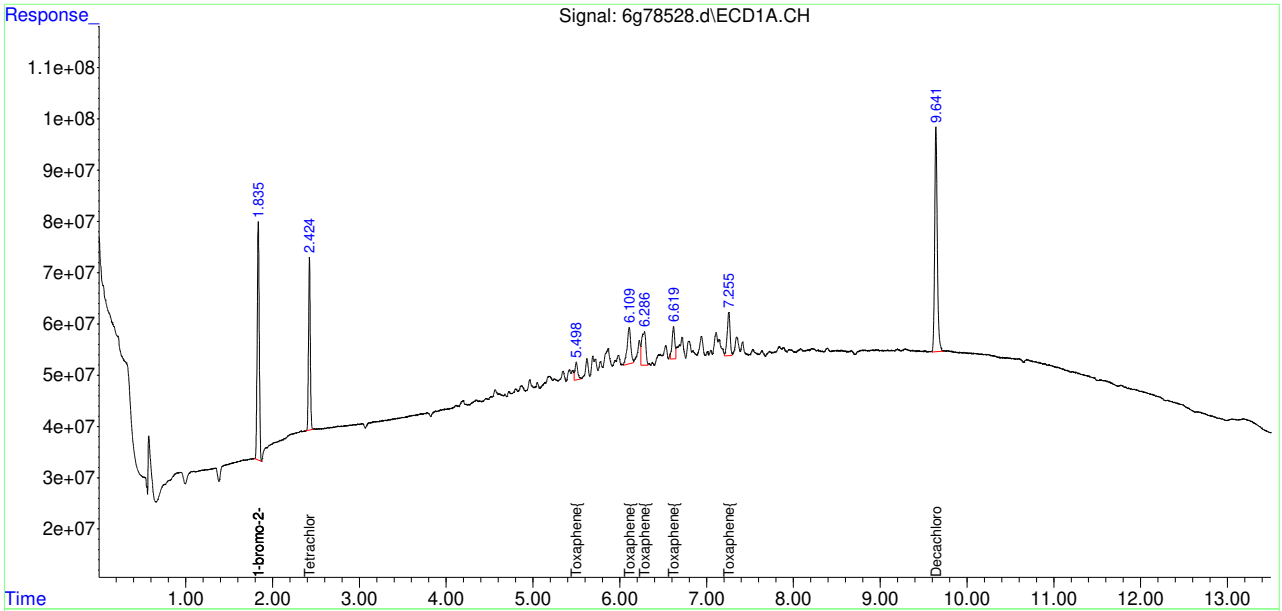

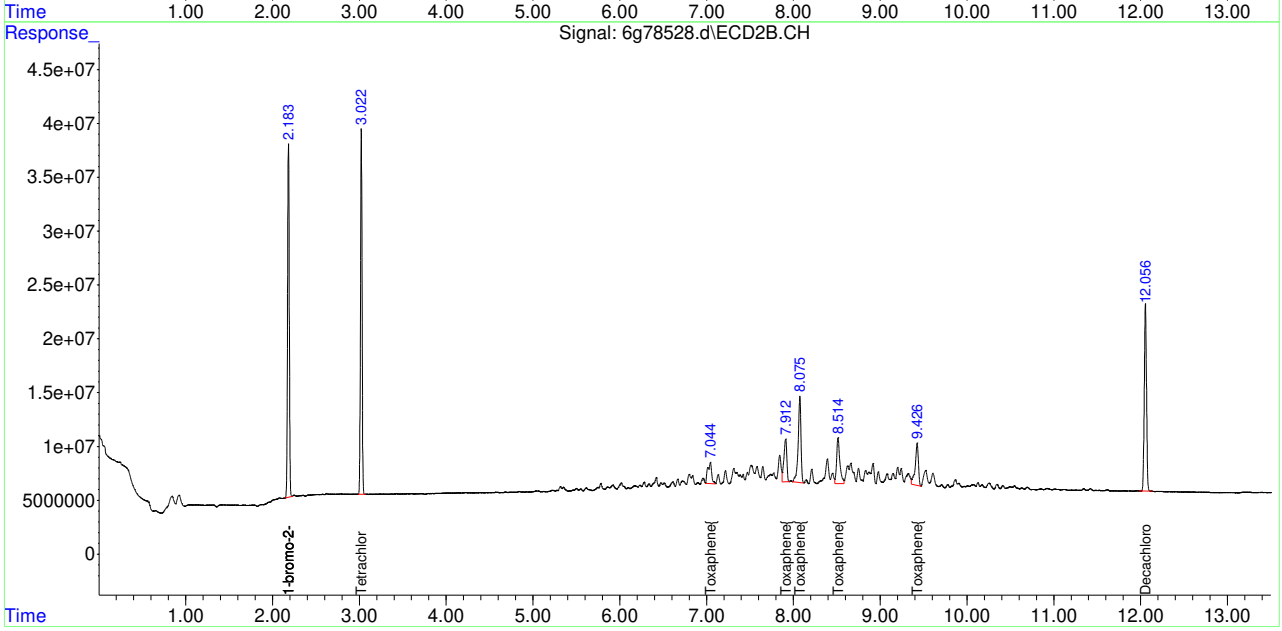

Manual Integration Approval Summary

Sample Number: G6G2739-ICV2739 **Method:** EPA 608.3
Lab FileID: 6G78528.D **Analyst approved:** 07/08/21 04:48 Christine Phillips
Injection Time: 06/18/21 08:10 **Supervisor approved:** 07/16/21 12:24 Gwendolyn Burns

Parameter	CAS	Sig#	R.T. (min.)	Reason
Toxaphene-B		1	6.11	Poorly defined baseline
Toxaphene-C		1	6.29	Poorly defined baseline
Toxaphene-A		2	7.04	Poorly defined baseline

Quantitation Report (Qedit)

Data Path : C:\msdchem\1\data\G6G2739\
Data File : 6g78528.d
Signal(s) : Signal #1: ECD1A.CH Signal #2: ECD2B.CH
Acq On : 18-Jun-21, 08:10:55
Operator : christp
Sample : icv2739-500
Misc : op33095,g6g2739,30,,,2,1
ALS Vial : 15 (Sig #1); 0 (Sig #2) Sample Multiplier: 1

Integration File signal 1: autoint1.e
Integration File signal 2: autoint2.e
Quant Time: Jun 23 00:53:29 2021
Quant Method : C:\MSDCHEM\1\METHODS\6PST2739.M
Quant Title : PEST/PCB
QLast Update : Wed Jun 23 00:47:19 2021
Response via : Initial Calibration
Integrator: ChemStation 6890 Scale Mode: Large solvent peaks clipped

Volume Inj. : 1ul
Signal #1 Phase : RTXCLP I Signal #2 Phase: RTX-CLP II
Signal #1 Info : 30mx.32mmx.32um Signal #2 Info : 30m x .32mm x .25um

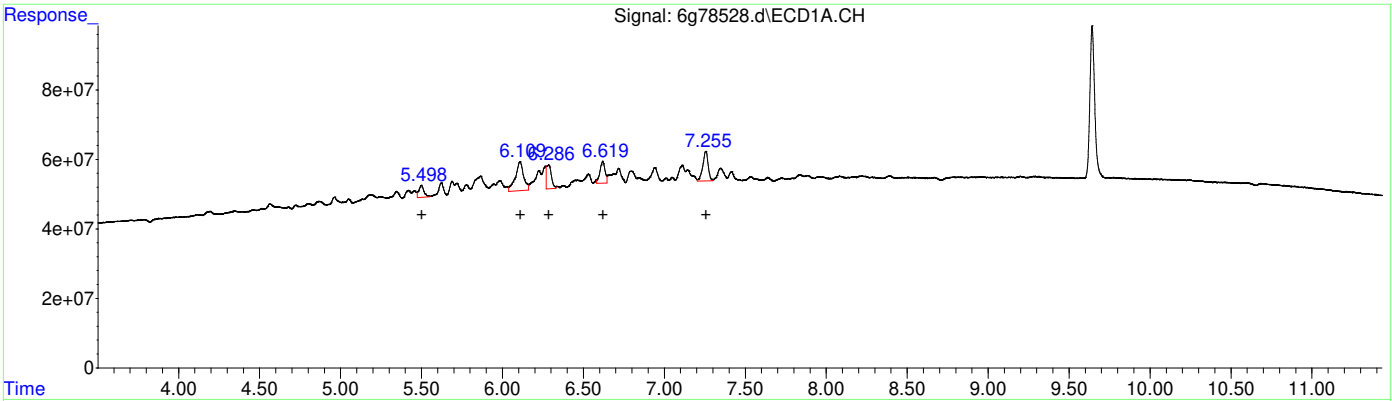

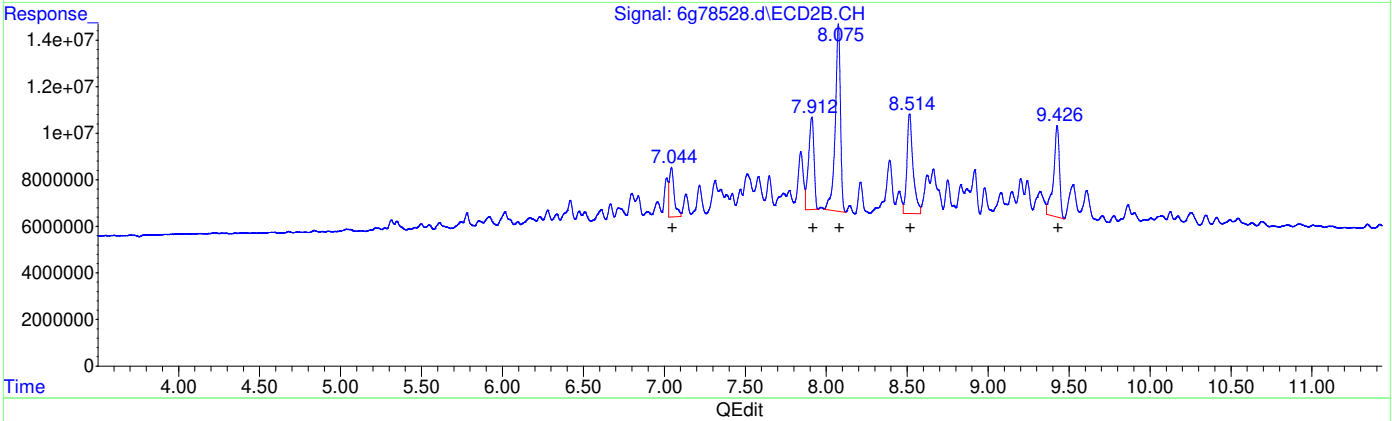

QEdit

(28) Toxaphene{A} (L8)

R.T.	Response	Conc
5.50	76776848	575.07
6.11	295909642	756.14
6.29	140352613	359.88
6.62	138517506	464.75
7.26	196271058	572.73

(28) Toxaphene{A} #2 (L8)

R.T.	Response	Conc
7.04	45162127	412.67
7.91	93398736	505.43
8.08	178881218	507.41
8.51	112130979	592.62
9.43	100611222	552.25

(+) = Expected Retention Time

11.6.13.2

Quantitation Report (QT Reviewed)

Data Path : C:\msdchem\1\data\G6G2739\
Data File : 6g78529.d
Signal(s) : Signal #1: ECD1A.CH Signal #2: ECD2B.CH
Acq On : 18-Jun-21, 08:29:12
Operator : christp
Sample : icv2739-25
Misc : op33095,g6g2739,30,,,2,10
ALS Vial : 16 (Sig #1); 0 (Sig #2) Sample Multiplier: 1

Integration File signal 1: autoint1.e
Integration File signal 2: autoint2.e
Quant Time: Jun 23 00:56:16 2021
Quant Method : C:\MSDCHEM\1\METHODS\6PST2739.M
Quant Title : PEST/PCB
QLast Update : Wed Jun 23 00:47:19 2021
Response via : Initial Calibration
Integrator: ChemStation 6890 Scale Mode: Large solvent peaks clipped

Volume Inj. : 1ul
Signal #1 Phase : RTXCLP I Signal #2 Phase: RTX-CLP II
Signal #1 Info : 30mx.32mmx.32um Signal #2 Info : 30m x .32mm x .25um

	Compound	RT#1	RT#2	Resp#1	Resp#2	PPB	PPB
	Internal Standards						
1)	I 1-bromo-2...	1.836	2.184	743.7E6	450.7E6	50.000	50.000
27)	I 1-bromo-2...	1.836	2.184	743.7E6	450.7E6	50.000	50.000
33)	I 1-bromo-2...	1.836	2.184	743.7E6	450.7E6	50.000	50.000
	System Monitoring Compounds						
	Target Compounds						
24)	Mirex	7.256	9.894	301.6E6	165.7E6	27.796	26.193
	Sum Toxaphene			0	0	N.D.	N.D.
	Average Toxaphene					0.000	0.000
	SemiQuant Compounds - Not Calibrated on this Instrument						

(f)=RT Delta > 1/2 Window (#)=Amounts differ by > 25% (m)=manual int.

11.6.14 11

Quantitation Report (QT Reviewed)

Data Path : C:\msdchem\1\data\G6G2739\
Data File : 6g78529.d
Signal(s) : Signal #1: ECD1A.CH Signal #2: ECD2B.CH
Acq On : 18-Jun-21, 08:29:12
Operator : christp
Sample : icv2739-25
Misc : op33095,g6g2739,30,,,2,10
ALS Vial : 16 (Sig #1); 0 (Sig #2) Sample Multiplier: 1

Integration File signal 1: autoint1.e
Integration File signal 2: autoint2.e
Quant Time: Jun 23 00:56:16 2021
Quant Method : C:\MSDCHEM\1\METHODS\6PST2739.M
Quant Title : PEST/PCB
QLast Update : Wed Jun 23 00:47:19 2021
Response via : Initial Calibration
Integrator: ChemStation 6890 Scale Mode: Large solvent peaks clipped

Volume Inj. : 1ul
Signal #1 Phase : RTXCLP I Signal #2 Phase: RTX-CLP II
Signal #1 Info : 30mx.32mmx.32um Signal #2 Info : 30m x .32mm x .25um

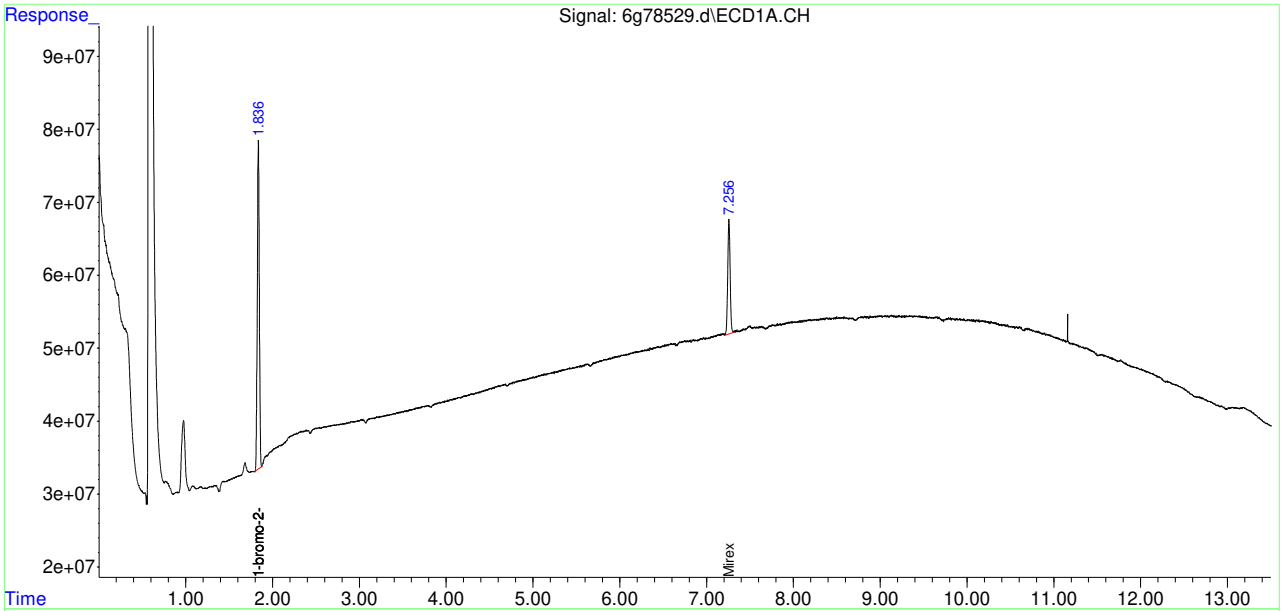

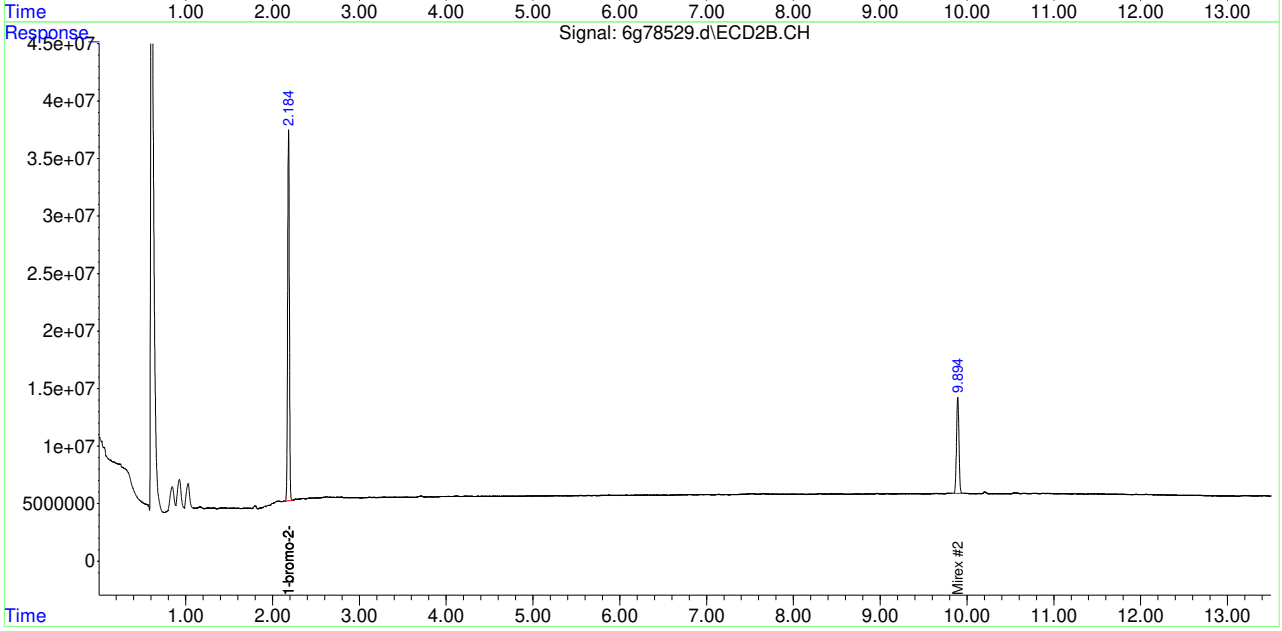

Quantitation Report (QT Reviewed)

Data Path : C:\msdchem\1\data\G6G2739\
Data File : 6g78530.d
Signal(s) : Signal #1: ECD1A.CH Signal #2: ECD2B.CH
Acq On : 18-Jun-21, 08:47:31
Operator : christp
Sample : icv2739-25
Misc : op33095,g6g2739,30,,,2,10
ALS Vial : 17 (Sig #1); 0 (Sig #2) Sample Multiplier: 1

Integration File signal 1: autoint1.e
Integration File signal 2: autoint2.e
Quant Time: Jul 15 19:45:24 2021
Quant Method : C:\MSDCHEM\1\METHODS\6PST2739.M
Quant Title : PEST/PCB
QLast Update : Wed Jun 23 00:47:19 2021
Response via : Initial Calibration
Integrator: ChemStation 6890 Scale Mode: Large solvent peaks clipped

Volume Inj. : 1ul
Signal #1 Phase : RTXCLP I Signal #2 Phase: RTX-CLP II
Signal #1 Info : 30mx.32mmx.32um Signal #2 Info : 30m x .32mm x .25um

	Compound	RT#1	RT#2	Resp#1	Resp#2	PPB	PPB
	Internal Standards						
1)	I 1-bromo-2...	1.836	2.184	759.2E6	461.9E6	50.000	50.000
27)	I 1-bromo-2...	1.836	2.184	759.2E6	461.9E6	50.000	50.000
33)	I 1-bromo-2...	1.836	2.184	759.2E6	461.9E6	50.000	50.000
	System Monitoring Compounds						
	Target Compounds						
3)	hexachlor...	2.749	3.543	622.4E6	240.2E6	25.531	25.188
10)	alachlor	4.120	4.992	28848347	34447645	22.139m	25.168
	Sum Toxaphene			0	0	N.D.	N.D.
	Average Toxaphene					0.000	0.000
	SemiQuant Compounds - Not Calibrated on this Instrument						

(f)=RT Delta > 1/2 Window (#)=Amounts differ by > 25% (m)=manual int.

11.6.15 11

Quantitation Report (QT Reviewed)

Data Path : C:\msdchem\1\data\G6G2739\
Data File : 6g78530.d
Signal(s) : Signal #1: ECD1A.CH Signal #2: ECD2B.CH
Acq On : 18-Jun-21, 08:47:31
Operator : christp
Sample : icv2739-25
Misc : op33095,g6g2739,30,,,2,10
ALS Vial : 17 (Sig #1); 0 (Sig #2) Sample Multiplier: 1

Integration File signal 1: autoint1.e
Integration File signal 2: autoint2.e
Quant Time: Jul 15 19:45:24 2021
Quant Method : C:\MSDCHEM\1\METHODS\6PST2739.M
Quant Title : PEST/PCB
QLast Update : Wed Jun 23 00:47:19 2021
Response via : Initial Calibration
Integrator: ChemStation 6890 Scale Mode: Large solvent peaks clipped

Volume Inj. : 1ul
Signal #1 Phase : RTXCLP I Signal #2 Phase: RTX-CLP II
Signal #1 Info : 30mx.32mmx.32um Signal #2 Info : 30m x .32mm x .25um

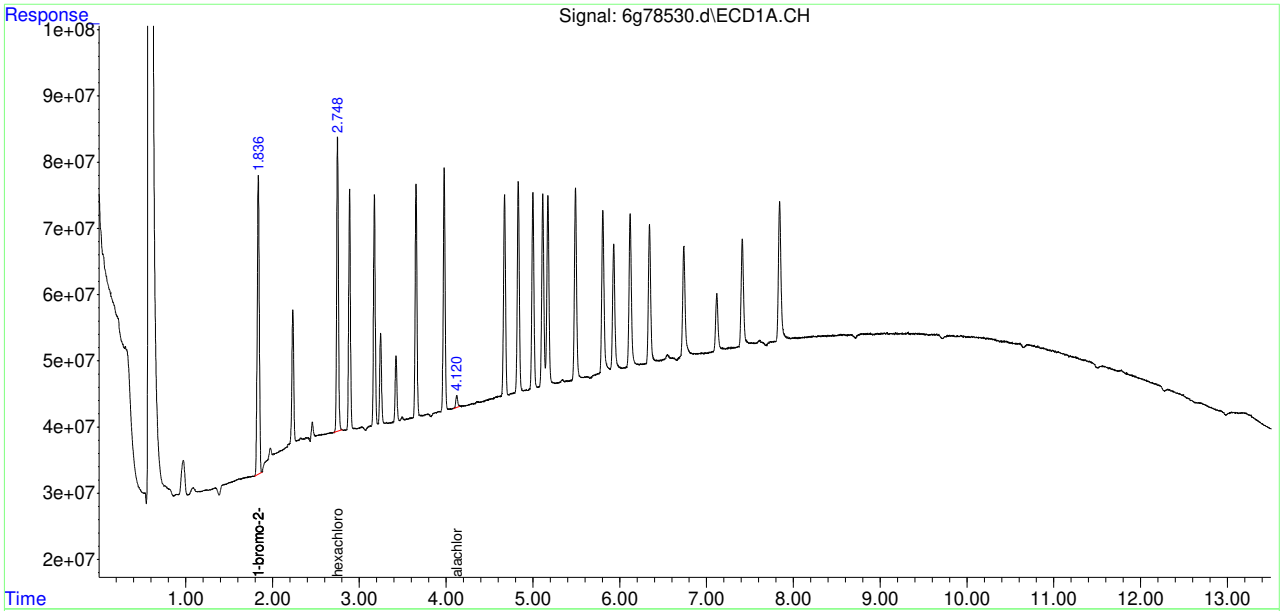

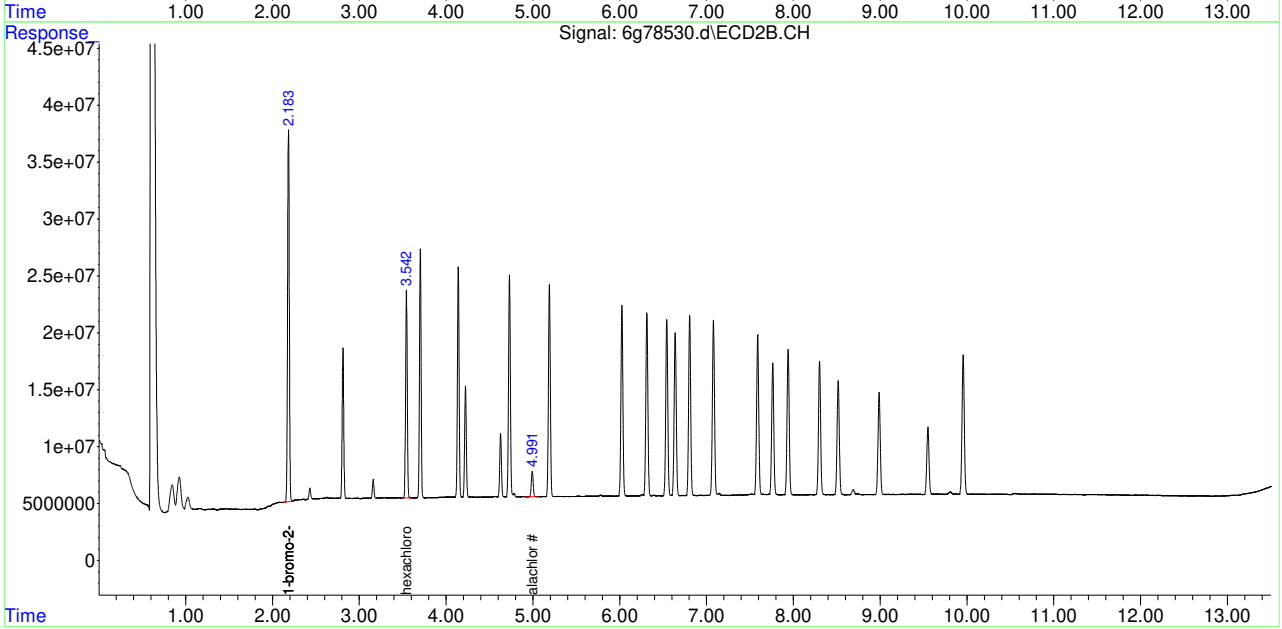

Manual Integrations APPROVED (compounds with "m" flag)
Gwendolyn Burns 08/23/21 08:12

Quantitation Report (QT Reviewed)

Data Path : C:\msdchem\1\data\G6G2775\
Data File : 6g79056.d
Signal(s) : Signal #1: ECD1A.CH Signal #2: ECD2B.CH
Acq On : 22-Aug-21, 22:53:07
Operator : christp
Sample : cc2739-25
Misc : op34923,g6g2775,15.6,,,10,1
ALS Vial : 2 (Sig #1); 0 (Sig #2) Sample Multiplier: 1

Integration File signal 1: autoint1.e
Integration File signal 2: autoint2.e
Quant Time: Aug 23 00:59:52 2021
Quant Method : C:\MSDCHEM\1\METHODS\6PST2739.M
Quant Title : PEST/PCB
QLast Update : Mon Jul 19 00:05:28 2021
Response via : Initial Calibration
Integrator: ChemStation 6890 Scale Mode: Large solvent peaks clipped

Volume Inj. : 1ul
Signal #1 Phase : RTXCLP I Signal #2 Phase: RTX-CLP II
Signal #1 Info : 30mx.32mmx.32um Signal #2 Info : 30m x .32mm x .25um

		Compound	RT#1	RT#2	Resp#1	Resp#2	PPB	PPB
		Internal Standards						
1)	I	1-bromo-2...	1.834	2.181	724.2E6	439.2E6	50.000	50.000
27)	I	1-bromo-2...	1.834	2.181	724.2E6	439.2E6	50.000	50.000
33)	I	1-bromo-2...	1.834	2.181	724.2E6	439.2E6	50.000	50.000
		System Monitoring Compounds						
2)	SAB	Tetrachlo...	2.421	3.016	187.6E6	194.3E6	22.634	25.640
		Spiked Amount 40.000	Range 30 - 150		Recovery =		56.58%	64.10%
26)	SA	Decachlor...	9.625	12.035f	443.7E6	154.9E6	25.226	26.956
		Spiked Amount 40.000			Recovery =		63.06%	67.39%
		Target Compounds						
3)		hexachlor...	2.744	3.535	591.2E6	222.4E6	25.419	24.527
4)	A	alpha-BHC	2.881	3.692	511.1E6	292.1E6	23.754	25.536
5)	MA	gamma-BHC	3.166	4.129	459.0E6	256.0E6	23.372	24.413
6)	MA	Heptachlor	3.645	4.715	470.9E6	263.1E6	25.019	25.953
7)	B	beta-BHC	3.239	4.214	169.7E6	113.9E6	21.797	23.318
8)	B	delta-BHC	3.416	4.617	461.2E6	252.5E6	23.912	26.128
9)	MB	Aldrin	3.967	5.174f	454.1E6	239.7E6	23.575	24.274
10)		alachlor	4.111	4.978	32729518	33897737	26.332m	26.046
11)	B	Heptachlo...	4.659	6.008f	384.7E6	227.4E6	20.691	24.763
12)	B	gamma-Chl...	4.818	6.295f	418.9E6	230.8E6	22.665	24.074
13)	B	alpha-Chl...	4.986	6.524f	403.4E6	218.8E6	22.626	24.346
14)	A	Endosulfan I	5.159	6.622f	418.4E6	214.8E6	23.888	24.407
15)	B	4,4'-DDE	5.102	6.789f	411.8E6	220.4E6	23.763	23.994
16)	MA	Dieldrin	5.475	7.062f	442.1E6	228.8E6	24.162	25.252
17)	MA	Endrin	5.789	7.570f	450.0E6	226.6E6	26.309	26.876
18)	A	4,4'-DDD	5.918	7.745f	333.7E6	186.0E6	24.943	25.366
19)	B	Endosulfa...	6.105	7.921f	389.0E6	201.1E6	24.752	25.594
20)	MA	4,4'-DDT	6.330	8.283f	345.6E6	174.8E6	24.651	24.273
21)	B	Endrin Al...	6.719f	8.497f	318.8E6	149.3E6	24.750	23.102
22)	B	Endosulfa...	7.392f	8.969f	391.9E6	195.9E6	25.895	26.710
23)	A	Methoxychlor	7.107	9.531f	177.1E6	97705930	27.990	27.265
24)		Mirex	7.241	9.872f	276.6E6	156.7E6	26.178	25.417
25)	B	Endrin Ke...	7.822f	9.936f	386.4E6	187.2E6	25.577	23.591
		Sum Toxaphene			0	0	N.D.	N.D.
Average		Toxaphene					0.000	0.000

SemiQuant Compounds - Not Calibrated on this Instrument

(f)=RT Delta > 1/2 Window (#)=Amounts differ by > 25% (m)=manual int.

11.6.16 11

Quantitation Report (QT Reviewed)

Data Path : C:\msdchem\1\data\G6G2775\
Data File : 6g79056.d
Signal(s) : Signal #1: ECD1A.CH Signal #2: ECD2B.CH
Acq On : 22-Aug-21, 22:53:07
Operator : christp
Sample : cc2739-25
Misc : op34923,g6g2775,15.6,,,10,1
ALS Vial : 2 (Sig #1); 0 (Sig #2) Sample Multiplier: 1

Integration File signal 1: autoint1.e
Integration File signal 2: autoint2.e
Quant Time: Aug 23 00:59:52 2021
Quant Method : C:\MSDCHEM\1\METHODS\6PST2739.M
Quant Title : PEST/PCB
QLast Update : Mon Jul 19 00:05:28 2021
Response via : Initial Calibration
Integrator: ChemStation 6890 Scale Mode: Large solvent peaks clipped

Volume Inj. : 1ul
Signal #1 Phase : RTXCLP I Signal #2 Phase: RTX-CLP II
Signal #1 Info : 30mx.32mmx.32um Signal #2 Info : 30m x .32mm x .25um

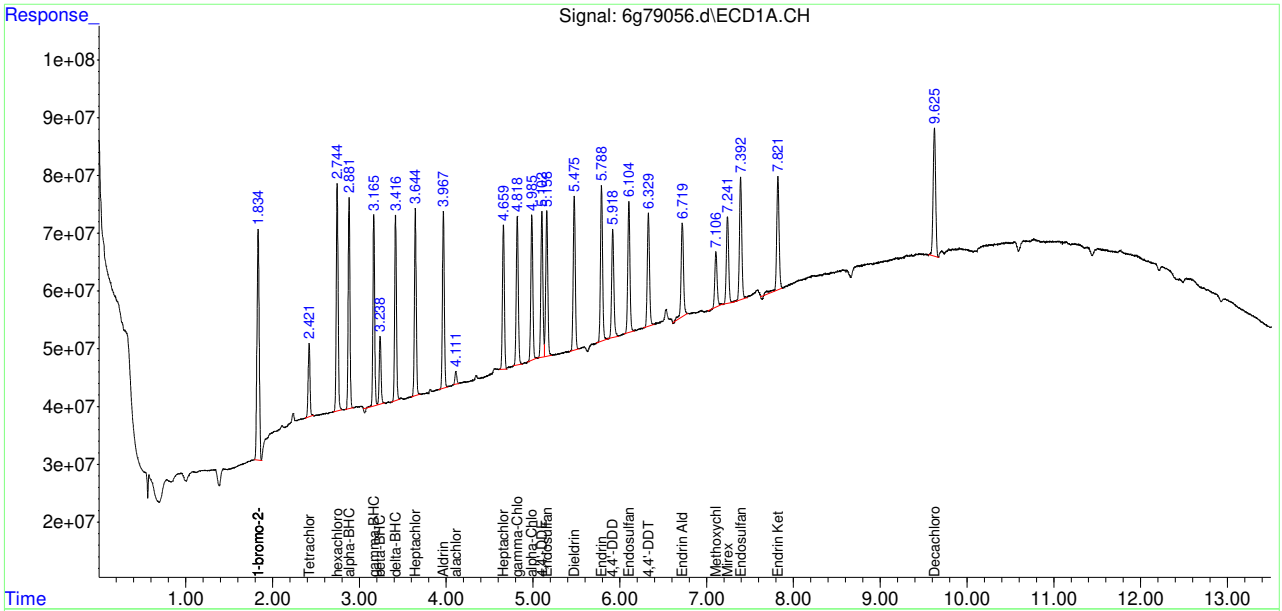

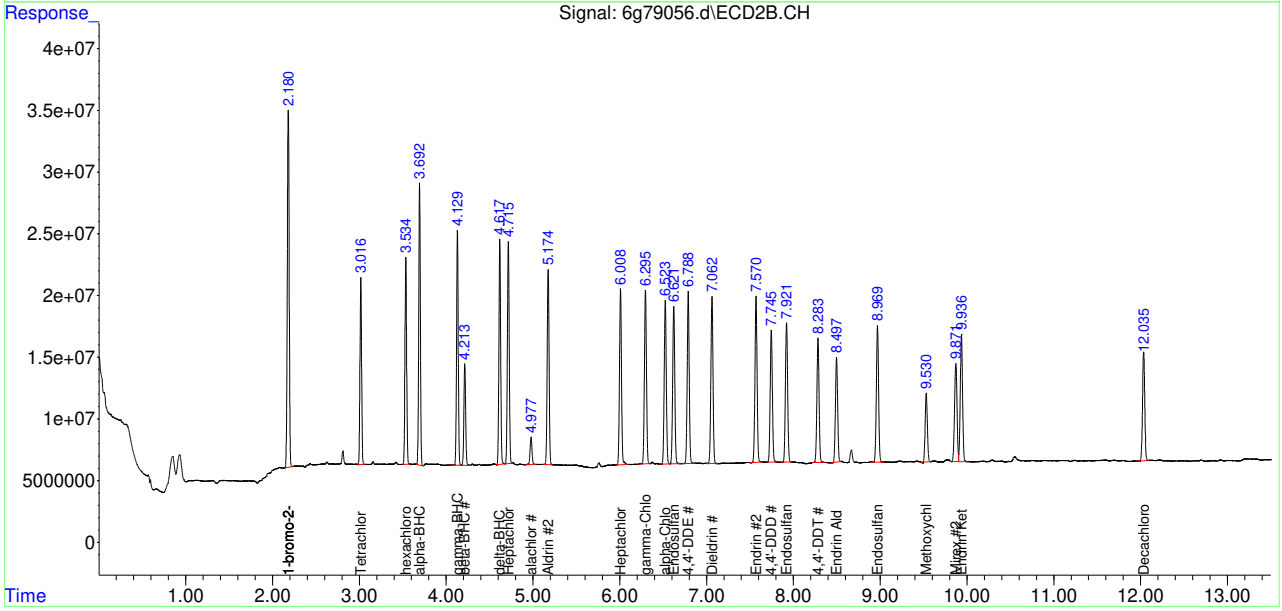

JD30019

Manual Integration Approval Summary

Sample Number:	G6G2775-CC2739	**Method:**	SW846 8081B
Lab FileID:	6G79056.D	**Analyst approved:**	08/23/21 01:55 Christine Phillips
Injection Time:	08/22/21 22:53	**Supervisor approved:**	08/23/21 08:12 Gwendolyn Burns

Parameter	CAS	Sig#	R.T. (min.)	Reason
Alachlor	15972-60-8	1	4.11	Poorly defined baseline

Quantitation Report (Qedit)

Data Path : C:\msdchem\1\data\G6G2775\
Data File : 6g79056.d
Signal(s) : Signal #1: ECD1A.CH Signal #2: ECD2B.CH
Acq On : 22-Aug-21, 22:53:07
Operator : christp
Sample : cc2739-25
Misc : op34923,g6g2775,15.6,,,10,1
ALS Vial : 2 (Sig #1); 0 (Sig #2) Sample Multiplier: 1

Integration File signal 1: autoint1.e
Integration File signal 2: autoint2.e
Quant Time: Aug 23 00:58:56 2021
Quant Method : C:\MSDCHEM\1\METHODS\6PST2739.M
Quant Title : PEST/PCB
QLast Update : Mon Jul 19 00:05:28 2021
Response via : Initial Calibration
Integrator: ChemStation 6890 Scale Mode: Large solvent peaks clipped

Volume Inj. : 1ul
Signal #1 Phase : RTXCLP I Signal #2 Phase: RTX-CLP II
Signal #1 Info : 30mx.32mmx.32um Signal #2 Info : 30m x .32mm x .25um

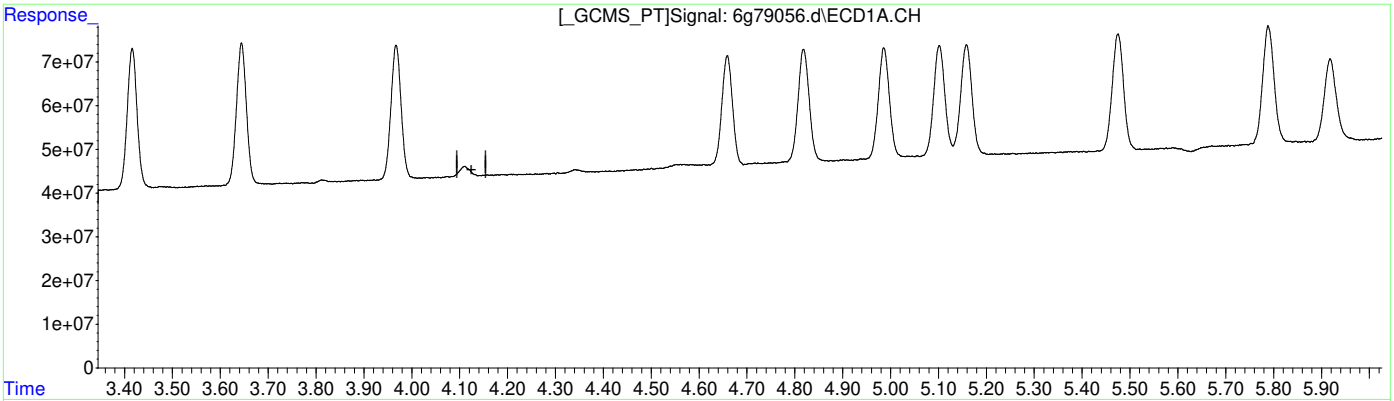

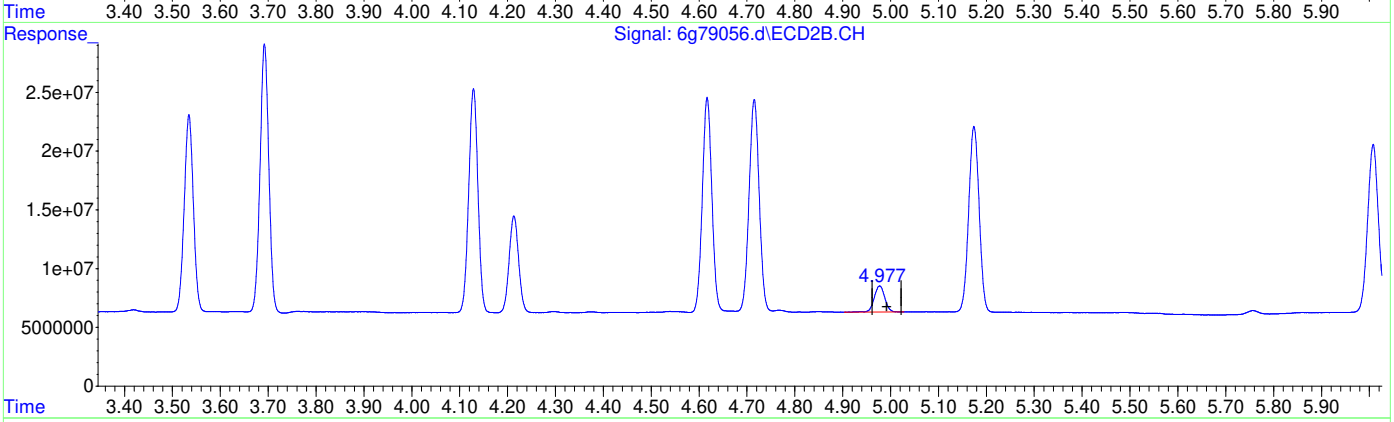

QEdit

(10) alachlor

4.111min 0.000 PPB m

response 0

(10) alachlor #2

4.978min 26.046 PPB

response 33897737

(+) = Expected Retention Time
6PST2739.M Mon Aug 23 00:59:18 2021

Quantitation Report (Qedit)

Data Path : C:\msdchem\1\data\G6G2775\
Data File : 6g79056.d
Signal(s) : Signal #1: ECD1A.CH Signal #2: ECD2B.CH
Acq On : 22-Aug-21, 22:53:07
Operator : christp
Sample : cc2739-25
Misc : op34923,g6g2775,15.6,,,10,1
ALS Vial : 2 (Sig #1); 0 (Sig #2) Sample Multiplier: 1

Integration File signal 1: autoint1.e
Integration File signal 2: autoint2.e
Quant Time: Aug 23 00:58:56 2021
Quant Method : C:\MSDCHEM\1\METHODS\6PST2739.M
Quant Title : PEST/PCB
QLast Update : Mon Jul 19 00:05:28 2021
Response via : Initial Calibration
Integrator: ChemStation 6890 Scale Mode: Large solvent peaks clipped

Volume Inj. : 1ul
Signal #1 Phase : RTXCLP I Signal #2 Phase: RTX-CLP II
Signal #1 Info : 30mx.32mmx.32um Signal #2 Info : 30m x .32mm x .25um

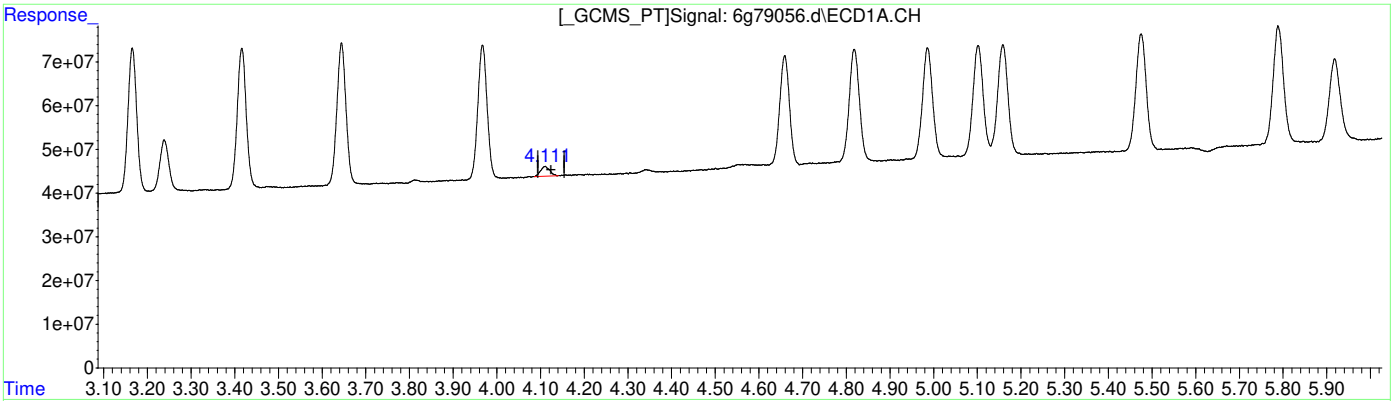

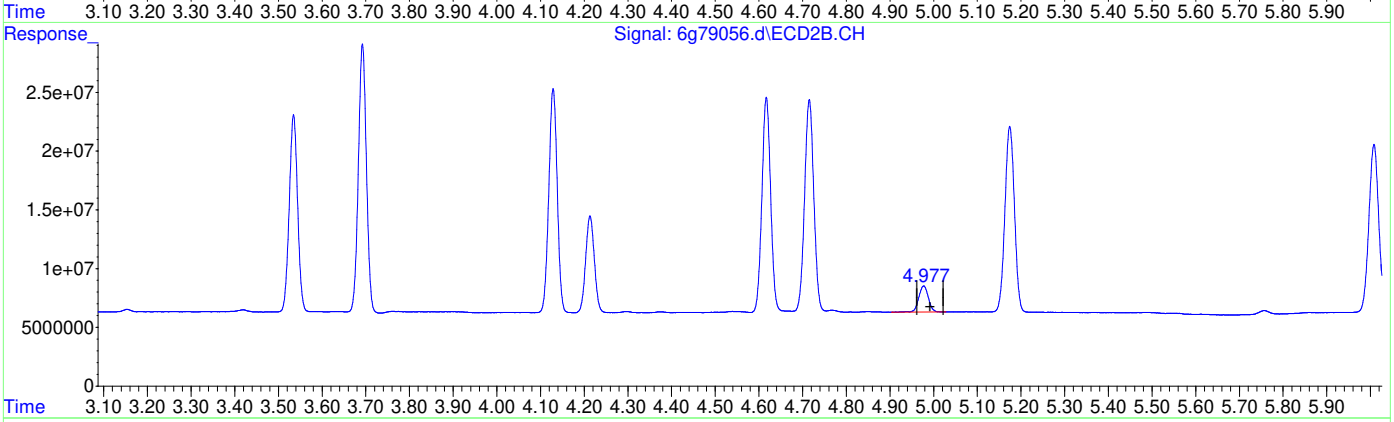

QEdit

(10) alachlor

4.111min 26.332 PPB m

response 32729518

(10) alachlor #2

4.978min 26.046 PPB

response 33897737

(+) = Expected Retention Time
6PST2739.M Mon Aug 23 00:59:29 2021

Quantitation Report (QT Reviewed)

Data Path : C:\msdchem\1\data\syrap\g6g2776\
Data File : 6g79075.d
Signal(s) : Signal #1: ECD1A.CH Signal #2: ECD2B.CH
Acq On : 23-Aug-21, 12:30:33
Operator : taylorc
Sample : cc2739-50
Misc : op34973,g6g2776,15.0,,,10,5
ALS Vial : 4 (Sig #1); 0 (Sig #2) Sample Multiplier: 1

Integration File signal 1: autoint1.e
Integration File signal 2: autoint2.e
Quant Time: Aug 24 00:43:34 2021
Quant Method : C:\MSDCHEM\1\METHODS\6PST2739.M
Quant Title : PEST/PCB
QLast Update : Tue Aug 24 00:42:35 2021
Response via : Initial Calibration
Integrator: ChemStation 6890 Scale Mode: Large solvent peaks clipped

Volume Inj. : 1ul
Signal #1 Phase : RTXCLP I Signal #2 Phase: RTX-CLP II
Signal #1 Info : 30mx.32mmx.32um Signal #2 Info : 30m x .32mm x .25um

	Compound	RT#1	RT#2	Resp#1	Resp#2	PPB	PPB
	Internal Standards						
1)	I 1-bromo-2...	1.830	2.177	701.1E6	433.0E6	50.000	50.000
27)	I 1-bromo-2...	1.830	2.177	701.1E6	433.0E6	50.000	50.000
33)	I 1-bromo-2...	1.830	2.177	701.1E6	433.0E6	50.000	50.000
	System Monitoring Compounds						
2)	SAB Tetrachlo...	2.418	3.013	442.1E6	390.2E6	55.097	52.237
	Spiked Amount 40.000	Range 30 - 150		Recovery = 137.74%		130.59%	
26)	SA Decachlor...	9.625	12.036	932.7E6	317.9E6	54.775	56.120
	Spiked Amount 40.000			Recovery = 136.94%		140.30%	
	Target Compounds						
3)	hexachlor...	2.741	3.533	1186.5E6	437.3E6	52.700	48.918
4)	A alpha-BHC	2.879	3.691	1088.0E6	610.5E6	52.228	54.139
5)	MA gamma-BHC	3.164	4.127	1035.1E6	553.1E6	54.439	53.501
6)	MA Heptachlor	3.643	4.715	1029.4E6	563.5E6	56.500	56.392
7)	B beta-BHC	3.237	4.212	371.7E6	235.4E6	49.326	48.876
8)	B delta-BHC	3.414	4.615	1064.4E6	575.9E6	57.004	60.439
9)	MB Aldrin	3.966	5.173	972.3E6	514.9E6	52.135	52.888
10)	alachlor	4.109	4.976	62695025	64802065	52.101	50.502
11)	B Heptachlo...	4.659	6.008	868.7E6	485.5E6	48.260	53.631
12)	B gamma-Chl...	4.817	6.295	916.3E6	494.3E6	51.212	52.293
13)	B alpha-Chl...	4.984	6.523	891.6E6	470.2E6	51.655	53.060
14)	A Endosulfan I	5.157	6.620	896.7E6	456.8E6	52.887	52.654
15)	B 4,4'-DDE	5.100	6.787	901.9E6	479.9E6	53.756	52.991
16)	MA Dieldrin	5.474	7.060	947.5E6	497.0E6	53.486	55.639
17)	MA Endrin	5.788	7.570	996.8E6	484.5E6	60.195	58.279
18)	A 4,4'-DDD	5.916	7.744	740.6E6	406.3E6	57.185	56.203
19)	B Endosulfa...	6.103	7.921	848.8E6	428.2E6	55.785	55.277
20)	MA 4,4'-DDT	6.327	8.283	787.8E6	412.1E6	58.041	58.036
21)	B Endrin Al...	6.718	8.497	685.2E6	339.6E6	54.948	53.277
22)	B Endosulfa...	7.391	8.968	840.9E6	424.5E6	57.391	58.714
23)	A Methoxychlor	7.105	9.530	400.4E6	214.7E6	65.370	60.768
24)	Mirex	7.239	9.870	584.6E6	316.8E6	57.148	52.117
25)	B Endrin Ke...	7.822	9.935	821.2E6	435.7E6	56.143	55.689
	Sum Toxaphene			0	0	N.D.	N.D.
Average	Toxaphene					0.000	0.000

SemiQuant Compounds - Not Calibrated on this Instrument

(f)=RT Delta > 1/2 Window (#)=Amounts differ by > 25% (m)=manual int.

11.6.17 11

Quantitation Report (QT Reviewed)

Data Path : C:\msdchem\1\data\syrap\g6g2776\
Data File : 6g79075.d
Signal(s) : Signal #1: ECD1A.CH Signal #2: ECD2B.CH
Acq On : 23-Aug-21, 12:30:33
Operator : taylorc
Sample : cc2739-50
Misc : op34973,g6g2776,15.0,,,10,5
ALS Vial : 4 (Sig #1); 0 (Sig #2) Sample Multiplier: 1

Integration File signal 1: autoint1.e
Integration File signal 2: autoint2.e
Quant Time: Aug 24 00:43:34 2021
Quant Method : C:\MSDCHEM\1\METHODS\6PST2739.M
Quant Title : PEST/PCB
QLast Update : Tue Aug 24 00:42:35 2021
Response via : Initial Calibration
Integrator: ChemStation 6890 Scale Mode: Large solvent peaks clipped

Volume Inj. : 1ul
Signal #1 Phase : RTXCLP I Signal #2 Phase: RTX-CLP II
Signal #1 Info : 30mx.32mmx.32um Signal #2 Info : 30m x .32mm x .25um

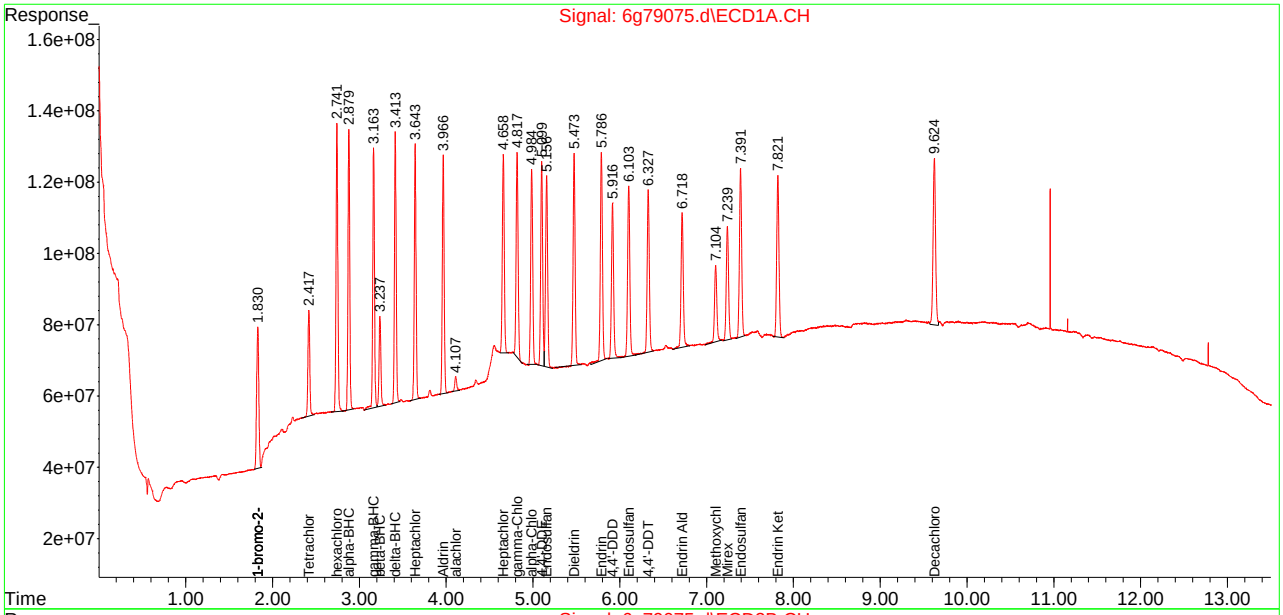

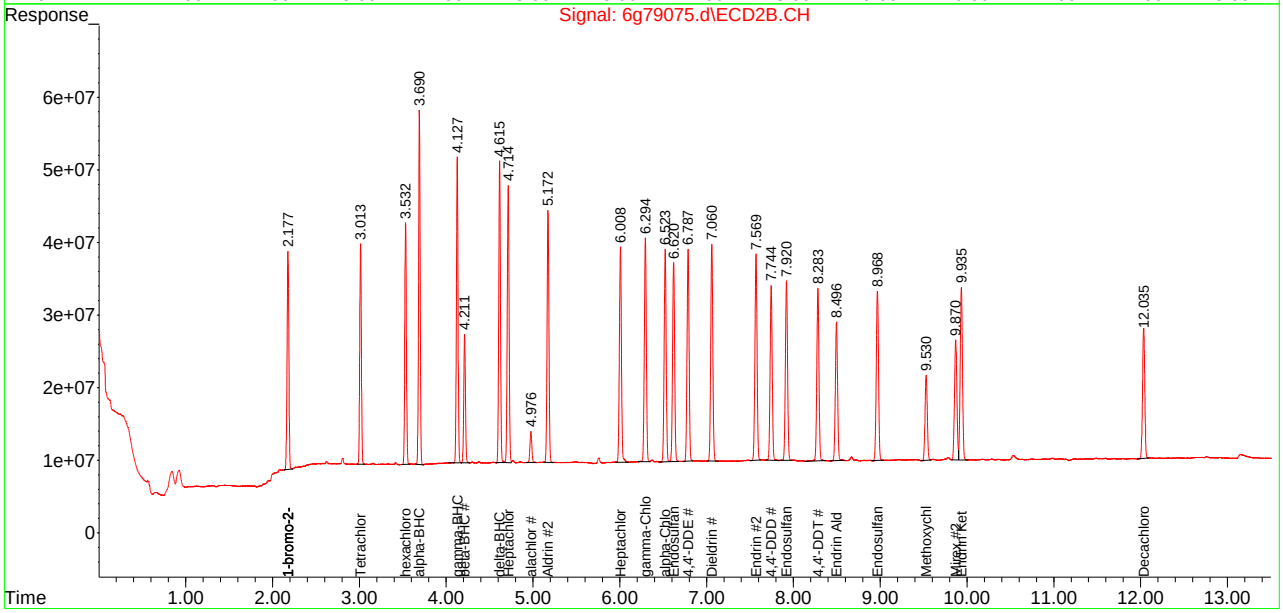

Manual Integrations APPROVED
(compounds with "m" flag)
Gwendolyn Burns
07/15/21 12:53

Quantitation Report (QT Reviewed)

Data Path : C:\msdchem\1\DATA\8G1645\
Data File : 8g39313.d
Signal(s) : Signal #1: ECD1A.ch Signal #2: ECD2B.ch
Acq On : 13 Jul 2021 2:29 am
Operator : christp
Sample : ic1645-1
Misc : op34235,g8g1645,30,,,2,1
ALS Vial : 3 Sample Multiplier: 1

Integration File signal 1: autoint1.e
Integration File signal 2: autoint2.e
Quant Time: Jul 13 22:43:28 2021
Quant Method : C:\MSDCHEM\1\METHODS\8PST1645.M
Quant Title : PEST/PCB
QLast Update : Tue Jul 13 22:19:36 2021
Response via : Initial Calibration
Integrator: ChemStation

Volume Inj. : 1ul/column
Signal #1 Phase : RTXCLP I Signal #2 Phase: RTX-CLP II
Signal #1 Info : 30mx.32mmx.32um Signal #2 Info : 30m x .32mm x .25um

	Compound	RT#1	RT#2	Resp#1	Resp#2	PPB	PPB
	Internal Standards						
1) I	1-bromo-2...	1.569	2.040	152.3E6	622.4E6	50.000	50.000
27) I	1-bromo-2...	1.569	2.040	152.3E6	622.4E6	50.000	50.000
33) I	1-bromo-2...	1.569	2.040	152.3E6	622.4E6	50.000	50.000
	System Monitoring Compounds						
2) SAB	Tetrachlo...	2.288	3.011	2991537	8140564	1.056m	0.765 #
	Spiked Amount 40.000	Range 30 - 150		Recovery =		2.64%#	1.91%#
26) SA	Decachlor...	9.674	12.204	3678985	11656829	1.116	1.213
	Spiked Amount 40.000			Recovery =		2.79%	3.03%
	Target Compounds						
3)	hexachlor...	2.653	3.573	4835590	16037631	1.239m	1.083
4) A	alpha-BHC	2.806	3.742	3712856	17588818	1.079	1.131
5) MA	gamma-BHC	3.115	4.205	3555773	13809318	1.053m	0.955
6) MA	Heptachlor	3.620	4.814	3871603	13759557	1.126m	0.947m
7) B	beta-BHC	3.202	4.302	1797612	6386904	0.991	1.016m
8) B	delta-BHC	3.392	4.720	2722220	13199373	0.968	1.113m
9) MB	Aldrin	3.955	5.287	3125778	14283811	0.995	1.072
11) B	Heptachlo...	4.666	6.143	3756706	12358892	1.211	0.964
12) B	gamma-Chl...	4.832	6.437	3751613	12232117	1.163	0.962
13) B	alpha-Chl...	5.001	6.666	3561682	12144407	1.100m	0.978m
14) A	Endosulfan I	5.176	6.769	3602060	11648606	1.189m	0.983m
15) B	4,4'-DDE	5.128	6.934	2689174	11830789	0.858m	0.963
16) MA	Dieldrin	5.494	7.215	3133290	12677621	1.028	1.015
17) MA	Endrin	5.811	7.732	2985079	12747155	1.074m	1.115m
18) A	4,4'-DDD	5.955	7.907	2434803	10600837	0.976m	1.109
19) B	Endosulfa...	6.134	8.091	2829851	10897798	1.021	1.041
20) MA	4,4'-DDT	6.367	8.450	1919079	8290412	0.773	0.897
21) B	Endrin Al...	6.753	8.674	2541111	9402652	1.072m	1.160
22) B	Endosulfa...	7.427	9.149	2917176	10715676	1.179m	1.213
23) A	Methoxychlor	7.155	9.702	1789942	3936686	1.117m	0.849m
24)	Mirex	7.276	10.054	3068137	7868652	1.023	0.903
25) B	Endrin Ke...	7.861	10.123	3053572	10131662	1.077	1.112
	SemiQuant Compounds - Not Calibrated on this Instrument						

(f)=RT Delta > 1/2 Window (#)=Amounts differ by > 25% (m)=manual int.

Quantitation Report (QT Reviewed)

Data Path : C:\msdchem\1\DATA\8G1645\
Data File : 8g39313.d
Signal(s) : Signal #1: ECD1A.ch Signal #2: ECD2B.ch
Acq On : 13 Jul 2021 2:29 am
Operator : christp
Sample : ic1645-1
Misc : op34235,g8g1645,30,,,2,1
ALS Vial : 3 Sample Multiplier: 1

Integration File signal 1: autoint1.e
Integration File signal 2: autoint2.e
Quant Time: Jul 13 22:43:28 2021
Quant Method : C:\MSDCHEM\1\METHODS\8PST1645.M
Quant Title : PEST/PCB
QLast Update : Tue Jul 13 22:19:36 2021
Response via : Initial Calibration
Integrator: ChemStation

Volume Inj. : 1ul/column
Signal #1 Phase : RTXCLP I Signal #2 Phase: RTX-CLP II
Signal #1 Info : 30mx.32mmx.32um Signal #2 Info : 30m x .32mm x .25um

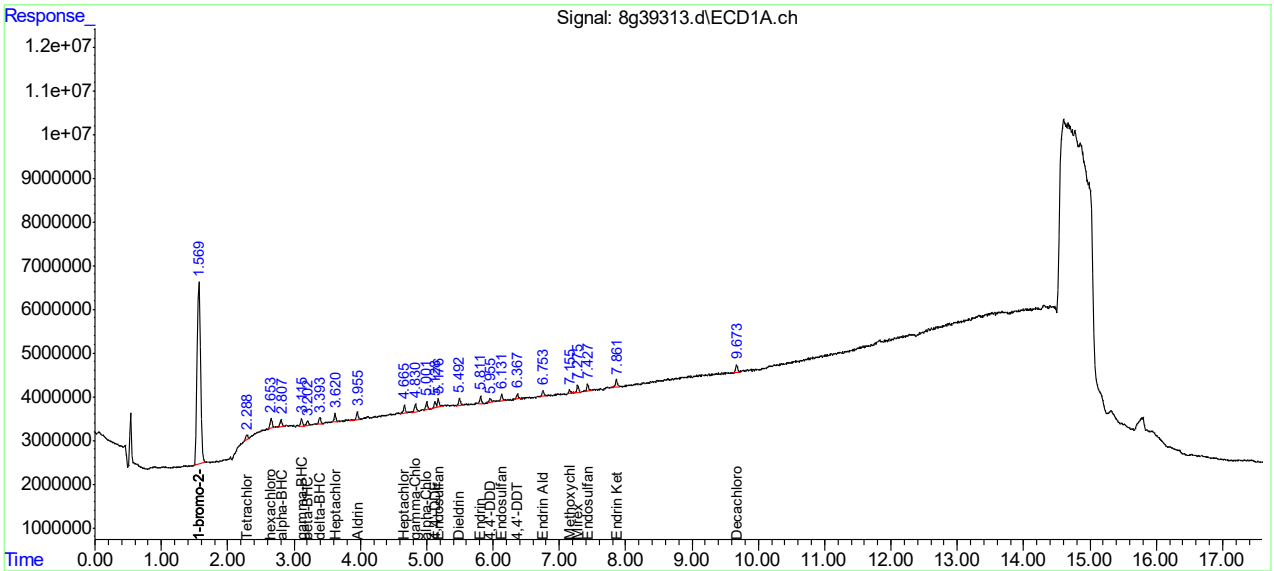

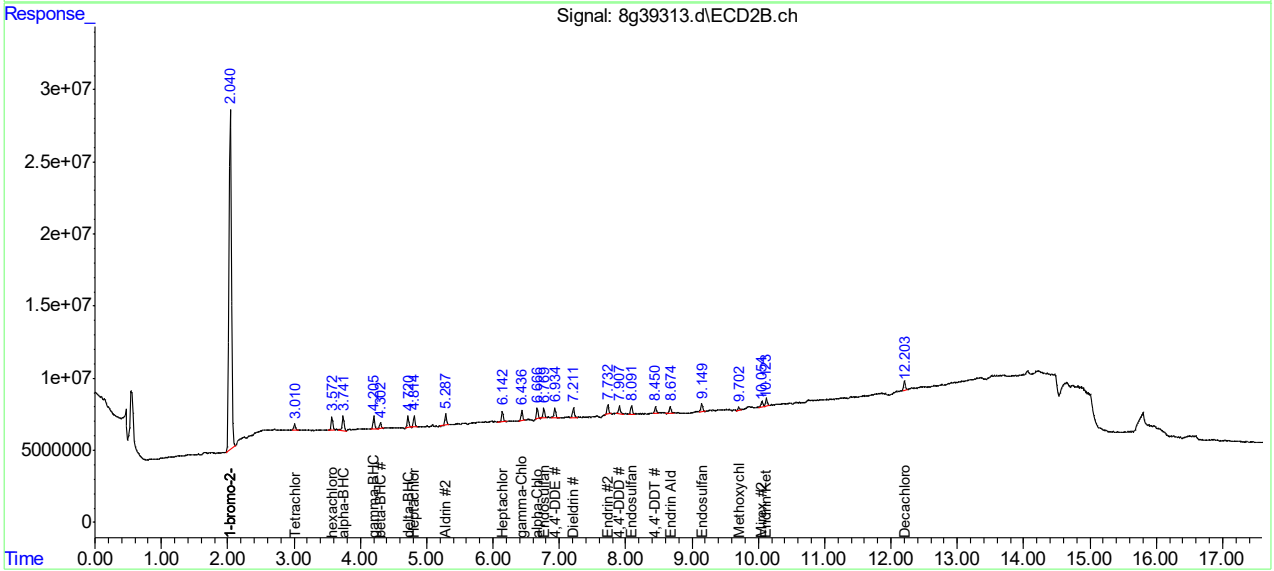

11.6.18 11

Manual Integration Approval Summary

Sample Number: G8G1645-IC1645
Lab FileID: 8G39313.D
Injection Time: 07/13/21 02:29
Method: SW846 8081B
Analyst approved: 07/13/21 23:22 Rebecca Krug
Supervisor approved: 07/15/21 12:53 Gwendolyn Burns

Parameter	CAS	Sig#	R.T. (min.)	Reason
Tetrachloro-m-xylene	877-09-8	1	2.29	Poorly defined baseline
Hexachlorobenzene	118-74-1	1	2.65	Poorly defined baseline
gamma-BHC (Lindane)	58-89-9	1	3.11	Poorly defined baseline
Heptachlor	76-44-8	1	3.62	Poorly defined baseline
beta-BHC	319-85-7	2	4.30	Poorly defined baseline
delta-BHC	319-86-8	2	4.72	Poorly defined baseline
Heptachlor	76-44-8	2	4.81	Poorly defined baseline
alpha-Chlordane	5103-71-9	1	5.00	Poorly defined baseline
4,4'-DDE	72-55-9	1	5.13	Poorly defined baseline
Endosulfan-I	959-98-8	1	5.18	Poorly defined baseline
Endrin	72-20-8	1	5.81	Poorly defined baseline
4,4'-DDD	72-54-8	1	5.95	Poorly defined baseline
alpha-Chlordane	5103-71-9	2	6.67	Poorly defined baseline
Endrin aldehyde	7421-93-4	1	6.75	Poorly defined baseline
Endosulfan-I	959-98-8	2	6.77	Poorly defined baseline
Methoxychlor	72-43-5	1	7.15	Poorly defined baseline
Endosulfan sulfate	1031-07-8	1	7.43	Poorly defined baseline
Endrin	72-20-8	2	7.73	Poorly defined baseline
Methoxychlor	72-43-5	2	9.70	Poorly defined baseline

Quantitation Report (Qedit)

Data Path : C:\msdchem\1\DATA\8G1645\
Data File : 8g39313.d
Signal(s) : Signal #1: ECD1A.ch Signal #2: ECD2B.ch
Acq On : 13 Jul 2021 2:29 am
Operator : christp
Sample : ic1645-1
Misc : op34235,g8g1645,30,,,2,1
ALS Vial : 3 Sample Multiplier: 1

Integration File signal 1: autoint1.e
Integration File signal 2: autoint2.e
Quant Time: Jul 13 22:40:10 2021
Quant Method : C:\MSDCHEM\1\METHODS\8PST1645.M
Quant Title : PEST/PCB
QLast Update : Tue Jul 13 22:19:36 2021
Response via : Initial Calibration
Integrator: ChemStation

Volume Inj. : 1ul/column
Signal #1 Phase : RTXCLP I Signal #2 Phase: RTX-CLP II
Signal #1 Info : 30mx.32mmx.32um Signal #2 Info : 30m x .32mm x .25um

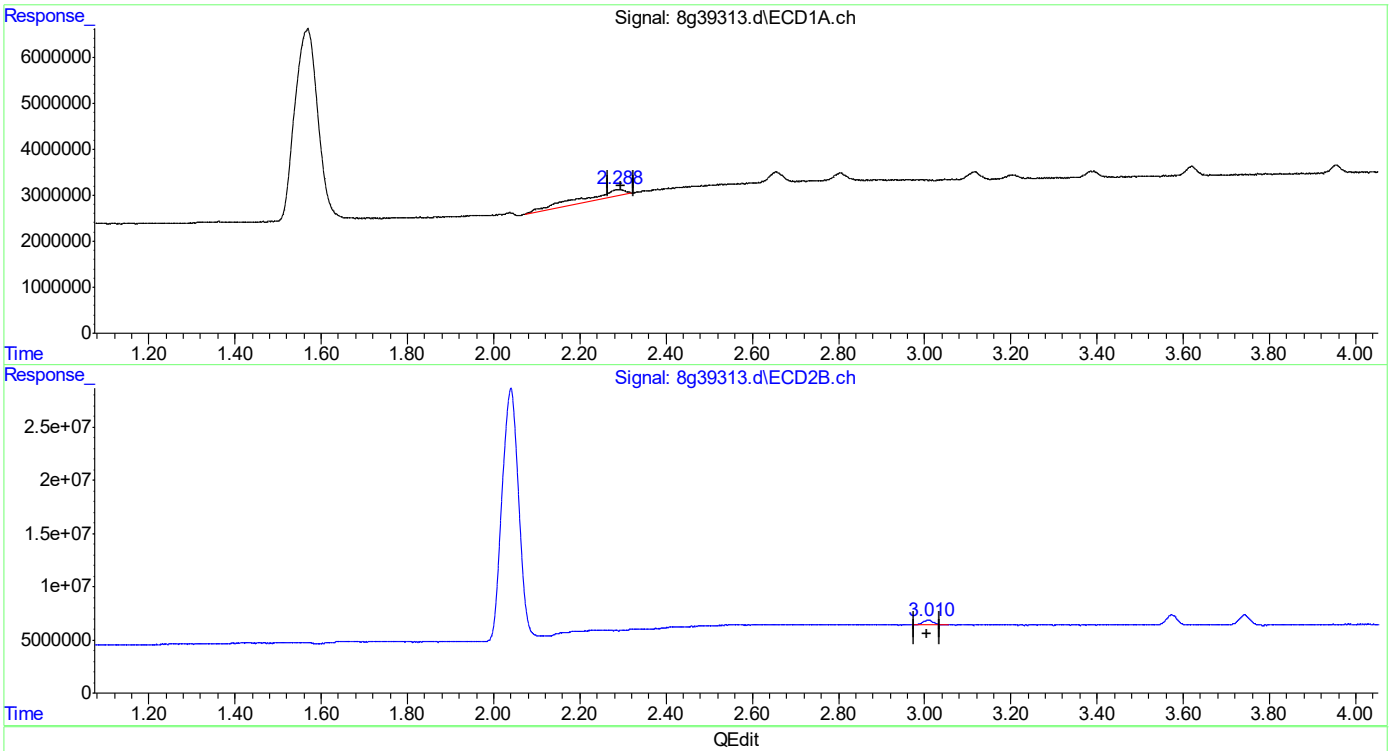

(2) Tetrachloro-m-xylene (SAB)
2.289min 4.155PPB
response 11771368

(2) Tetrachloro-m-xylene #2 (SAB)
3.011min 0.765PPB
response 8140564

(+) = Expected Retention Time
8PST1645.M Tue Jul 13 22:40:21 2021 Page: 1

Quantitation Report (Qedit)

Data Path : C:\msdchem\1\DATA\8G1645\
Data File : 8g39313.d
Signal(s) : Signal #1: ECD1A.ch Signal #2: ECD2B.ch
Acq On : 13 Jul 2021 2:29 am
Operator : christp
Sample : ic1645-1
Misc : op34235,g8g1645,30,,,2,1
ALS Vial : 3 Sample Multiplier: 1

Integration File signal 1: autoint1.e
Integration File signal 2: autoint2.e
Quant Time: Jul 13 22:40:10 2021
Quant Method : C:\MSDCHEM\1\METHODS\8PST1645.M
Quant Title : PEST/PCB
QLast Update : Tue Jul 13 22:19:36 2021
Response via : Initial Calibration
Integrator: ChemStation

Volume Inj. : 1ul/column
Signal #1 Phase : RTXCLP I Signal #2 Phase: RTX-CLP II
Signal #1 Info : 30mx.32mmx.32um Signal #2 Info : 30m x .32mm x .25um

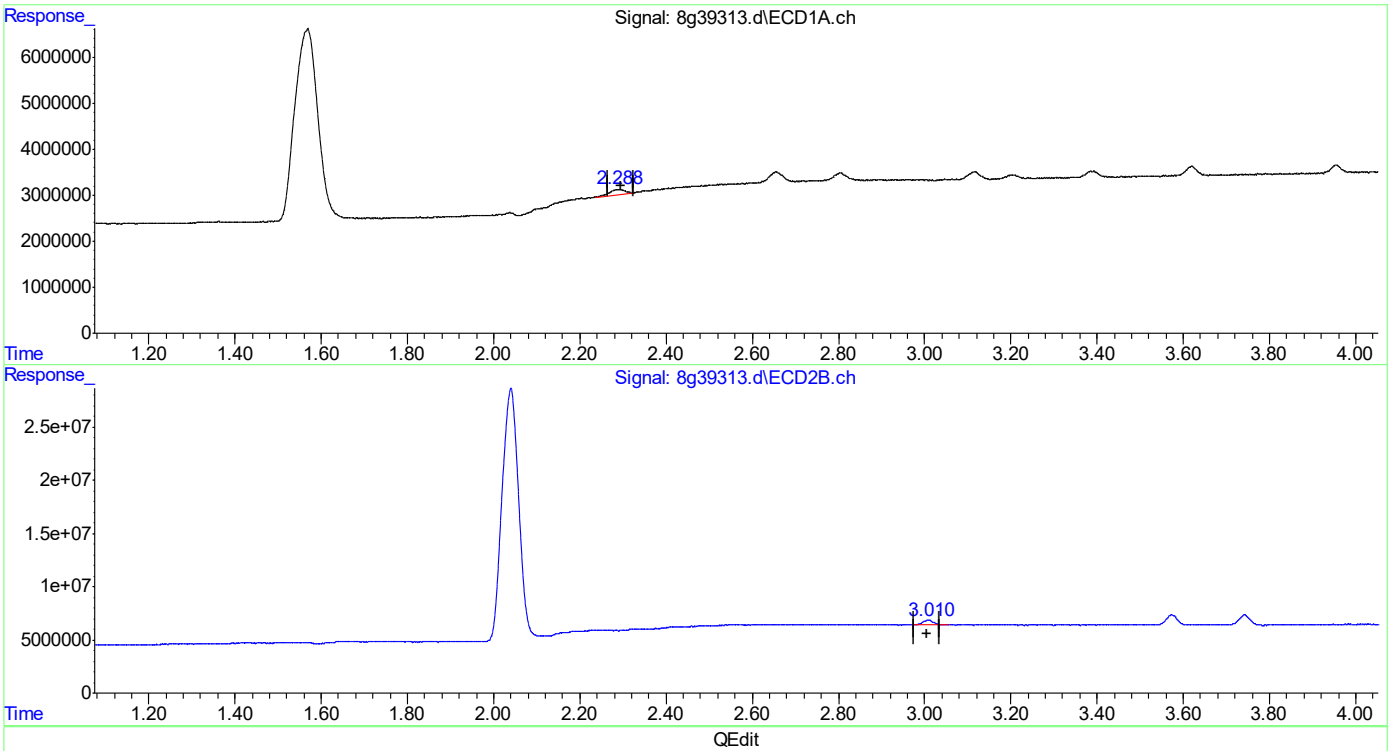

(2) Tetrachloro-m-xylene (SAB)
2.288min 1.056PPB m
response 2991537

(2) Tetrachloro-m-xylene #2 (SAB)
3.011min 0.765PPB
response 8140564

(+) = Expected Retention Time
8PST1645.M Tue Jul 13 22:40:26 2021 Page: 1

Quantitation Report (Qedit)

Data Path : C:\msdchem\1\DATA\8G1645\
Data File : 8g39313.d
Signal(s) : Signal #1: ECD1A.ch Signal #2: ECD2B.ch
Acq On : 13 Jul 2021 2:29 am
Operator : christp
Sample : ic1645-1
Misc : op34235,g8g1645,30,,,2,1
ALS Vial : 3 Sample Multiplier: 1

Integration File signal 1: autoint1.e
Integration File signal 2: autoint2.e
Quant Time: Jul 13 22:40:10 2021
Quant Method : C:\MSDCHEM\1\METHODS\8PST1645.M
Quant Title : PEST/PCB
QLast Update : Tue Jul 13 22:19:36 2021
Response via : Initial Calibration
Integrator: ChemStation

Volume Inj. : 1ul/column
Signal #1 Phase : RTXCLP I Signal #2 Phase: RTX-CLP II
Signal #1 Info : 30mx.32mmx.32um Signal #2 Info : 30m x .32mm x .25um

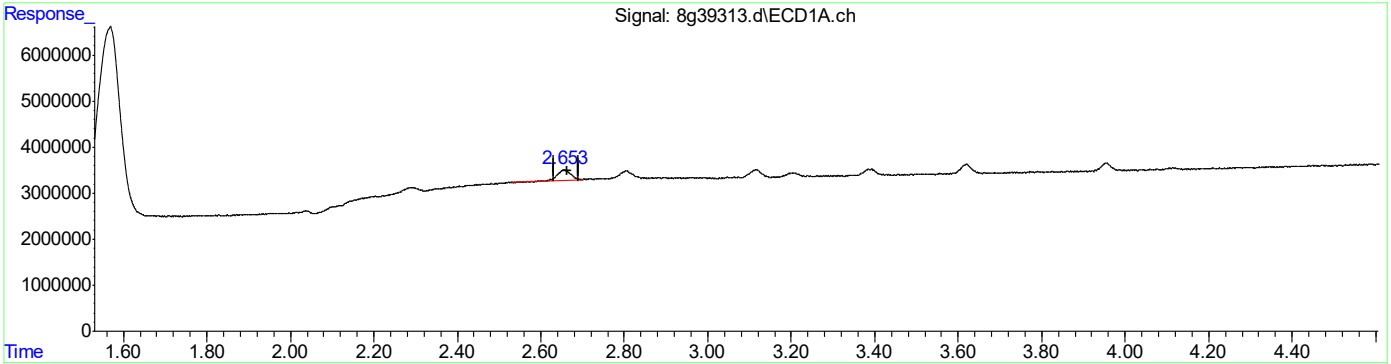

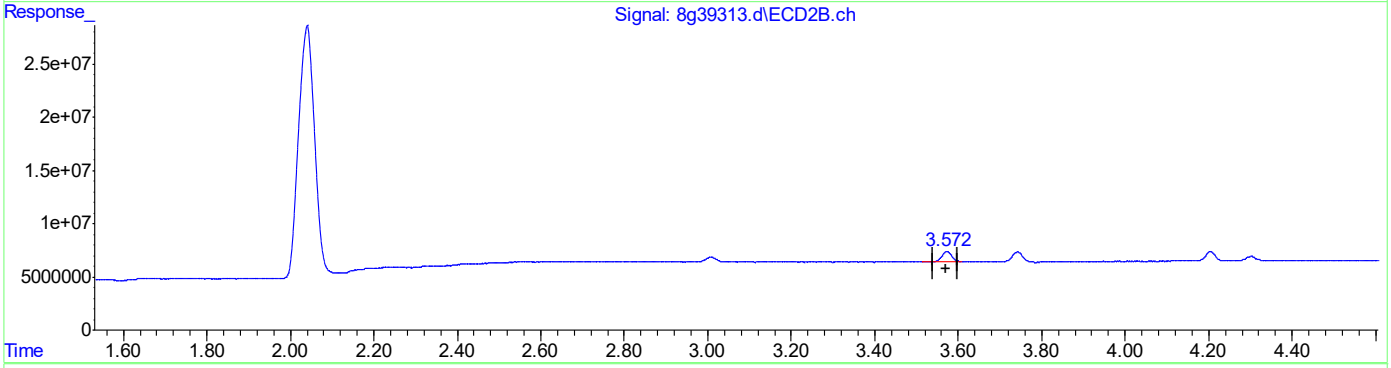

QEdit

(3) hexachlorobenzene
2.654min 1.322PPB
response 5160070

(3) hexachlorobenzene #2
3.573min 1.083PPB
response 16037631

(+) = Expected Retention Time

Quantitation Report (Qedit)

Data Path : C:\msdchem\1\DATA\8G1645\
Data File : 8g39313.d
Signal(s) : Signal #1: ECD1A.ch Signal #2: ECD2B.ch
Acq On : 13 Jul 2021 2:29 am
Operator : christp
Sample : ic1645-1
Misc : op34235,g8g1645,30,,,2,1
ALS Vial : 3 Sample Multiplier: 1

Integration File signal 1: autoint1.e
Integration File signal 2: autoint2.e
Quant Time: Jul 13 22:40:10 2021
Quant Method : C:\MSDCHEM\1\METHODS\8PST1645.M
Quant Title : PEST/PCB
QLast Update : Tue Jul 13 22:19:36 2021
Response via : Initial Calibration
Integrator: ChemStation

Volume Inj. : 1ul/column
Signal #1 Phase : RTXCLP I Signal #2 Phase: RTX-CLP II
Signal #1 Info : 30mx.32mmx.32um Signal #2 Info : 30m x .32mm x .25um

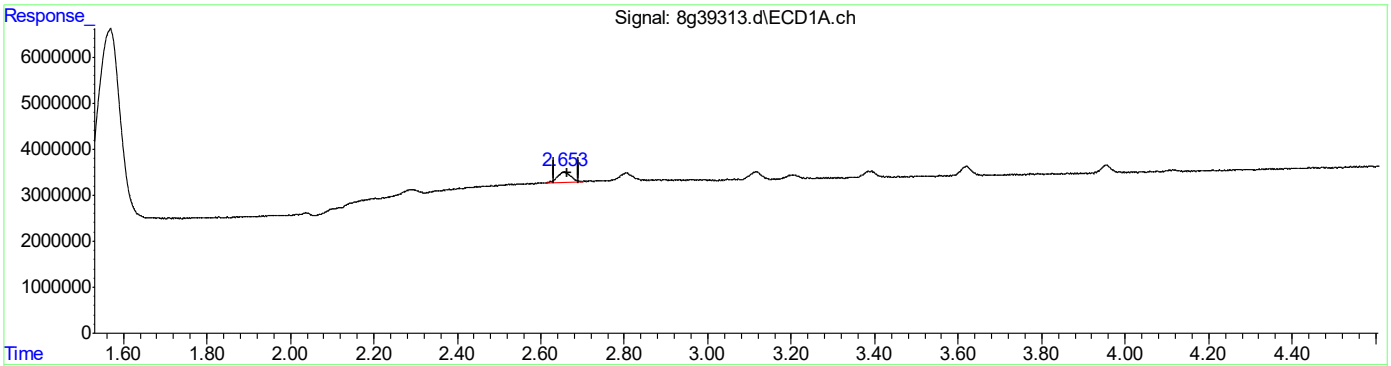

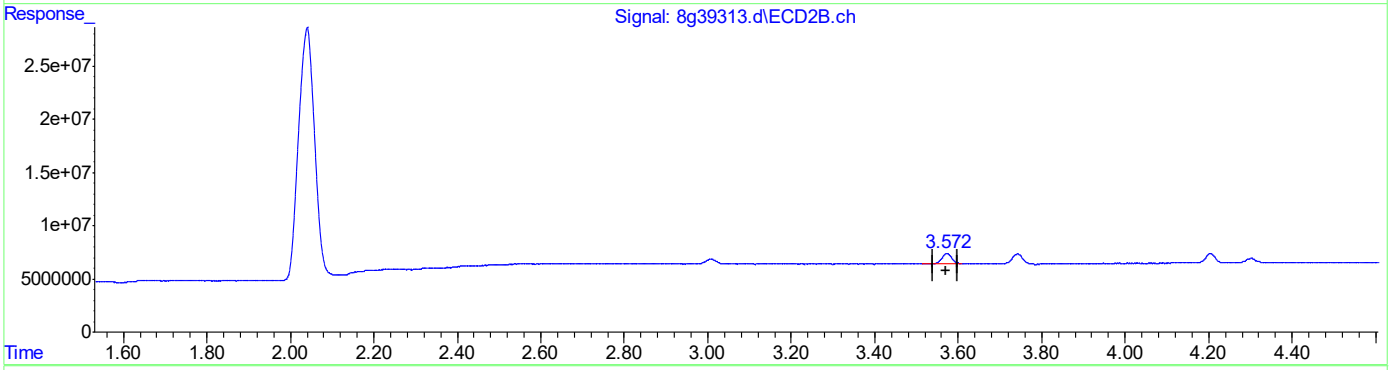

QEdit

(3) hexachlorobenzene
2.653min 1.239PPB m
response 4835590

(3) hexachlorobenzene #2
3.573min 1.083PPB
response 16037631

(+) = Expected Retention Time
8PST1645.M Tue Jul 13 22:40:39 2021 Page: 1

11.6.18.5
11

Quantitation Report (Qedit)

Data Path : C:\msdchem\1\DATA\8G1645\
Data File : 8g39313.d
Signal(s) : Signal #1: ECD1A.ch Signal #2: ECD2B.ch
Acq On : 13 Jul 2021 2:29 am
Operator : christp
Sample : ic1645-1
Misc : op34235,g8g1645,30,,,2,1
ALS Vial : 3 Sample Multiplier: 1

Integration File signal 1: autoint1.e
Integration File signal 2: autoint2.e
Quant Time: Jul 13 22:40:10 2021
Quant Method : C:\MSDCHEM\1\METHODS\8PST1645.M
Quant Title : PEST/PCB
QLast Update : Tue Jul 13 22:19:36 2021
Response via : Initial Calibration
Integrator: ChemStation

Volume Inj. : 1ul/column
Signal #1 Phase : RTXCLP I Signal #2 Phase: RTX-CLP II
Signal #1 Info : 30mx.32mmx.32um Signal #2 Info : 30m x .32mm x .25um

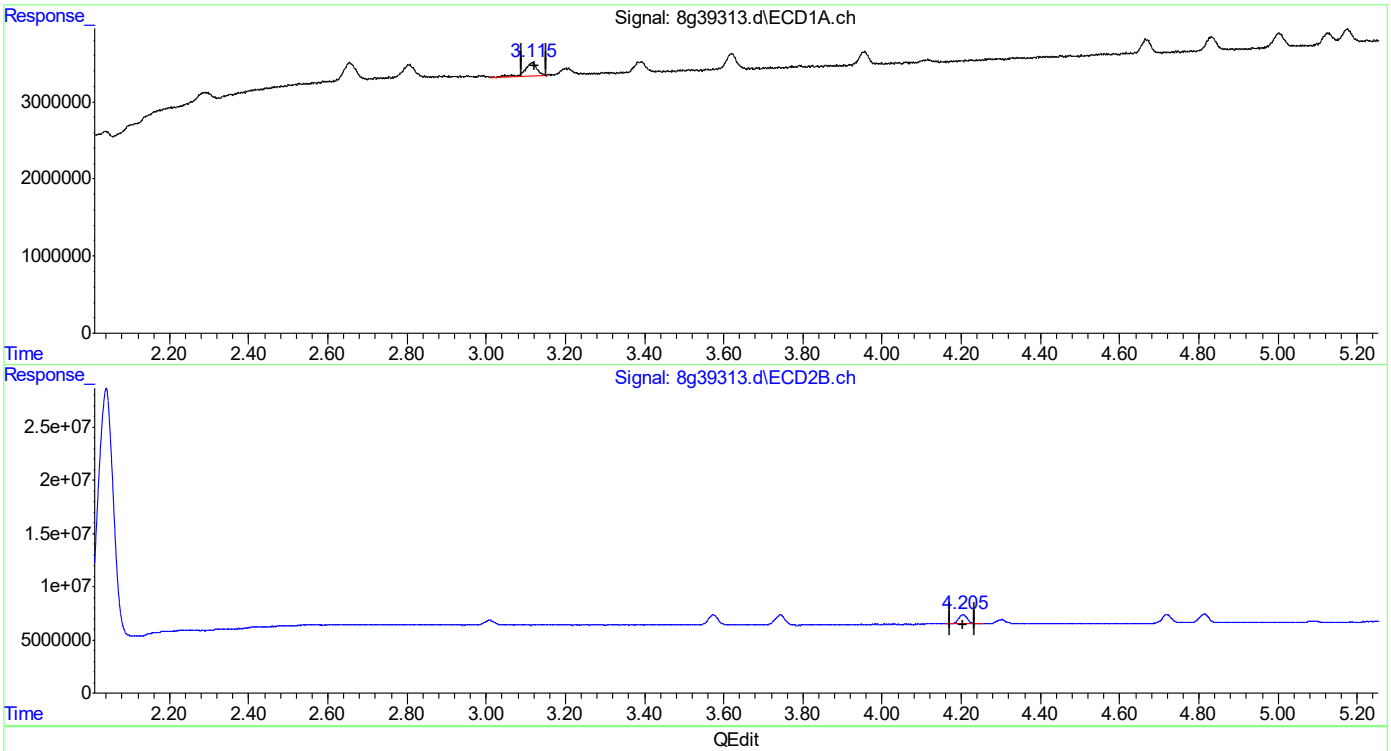

QEdit

(5) gamma-BHC (MA)
3.115min 1.115PPB
response 3765393

(5) gamma-BHC #2 (MA)
4.205min 0.955PPB
response 13809318

(+) = Expected Retention Time

Quantitation Report (Qedit)

Data Path : C:\msdchem\1\DATA\8G1645\
Data File : 8g39313.d
Signal(s) : Signal #1: ECD1A.ch Signal #2: ECD2B.ch
Acq On : 13 Jul 2021 2:29 am
Operator : christp
Sample : ic1645-1
Misc : op34235,g8g1645,30,,,2,1
ALS Vial : 3 Sample Multiplier: 1

Integration File signal 1: autoint1.e
Integration File signal 2: autoint2.e
Quant Time: Jul 13 22:40:10 2021
Quant Method : C:\MSDCHEM\1\METHODS\8PST1645.M
Quant Title : PEST/PCB
QLast Update : Tue Jul 13 22:19:36 2021
Response via : Initial Calibration
Integrator: ChemStation

Volume Inj. : 1ul/column
Signal #1 Phase : RTXCLP I Signal #2 Phase: RTX-CLP II
Signal #1 Info : 30mx.32mmx.32um Signal #2 Info : 30m x .32mm x .25um

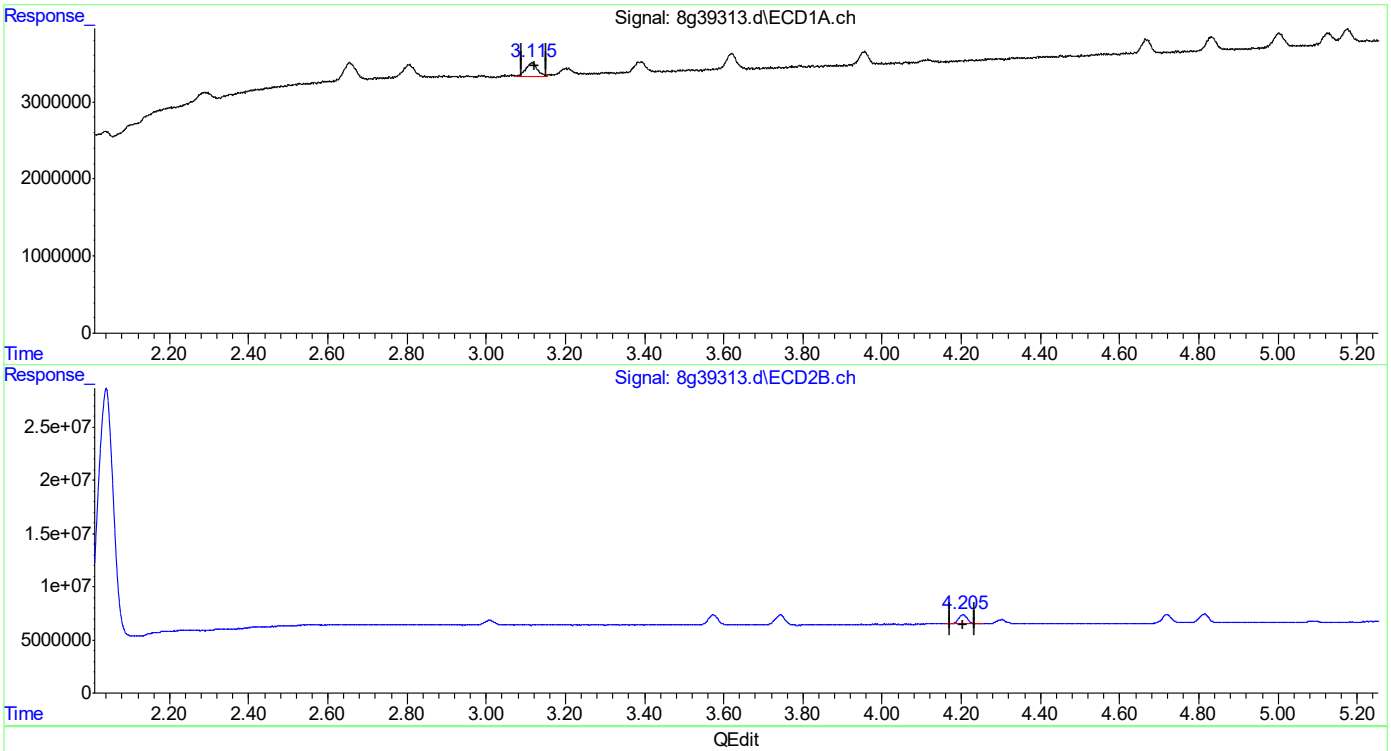

QEdit

(5) gamma-BHC (MA)
3.115min 1.053PPB m
response 3555773

(5) gamma-BHC #2 (MA)
4.205min 0.955PPB
response 13809318

(+) = Expected Retention Time
8PST1645.M Tue Jul 13 22:40:51 2021 Page: 1

11.6.18.7
11

Quantitation Report (Qedit)

Data Path : C:\msdchem\1\DATA\8G1645\
Data File : 8g39313.d
Signal(s) : Signal #1: ECD1A.ch Signal #2: ECD2B.ch
Acq On : 13 Jul 2021 2:29 am
Operator : christp
Sample : ic1645-1
Misc : op34235,g8g1645,30,,,2,1
ALS Vial : 3 Sample Multiplier: 1

Integration File signal 1: autoint1.e
Integration File signal 2: autoint2.e
Quant Time: Jul 13 22:40:10 2021
Quant Method : C:\MSDCHEM\1\METHODS\8PST1645.M
Quant Title : PEST/PCB
QLast Update : Tue Jul 13 22:19:36 2021
Response via : Initial Calibration
Integrator: ChemStation

Volume Inj. : 1ul/column
Signal #1 Phase : RTXCLP I Signal #2 Phase: RTX-CLP II
Signal #1 Info : 30mx.32mmx.32um Signal #2 Info : 30m x .32mm x .25um

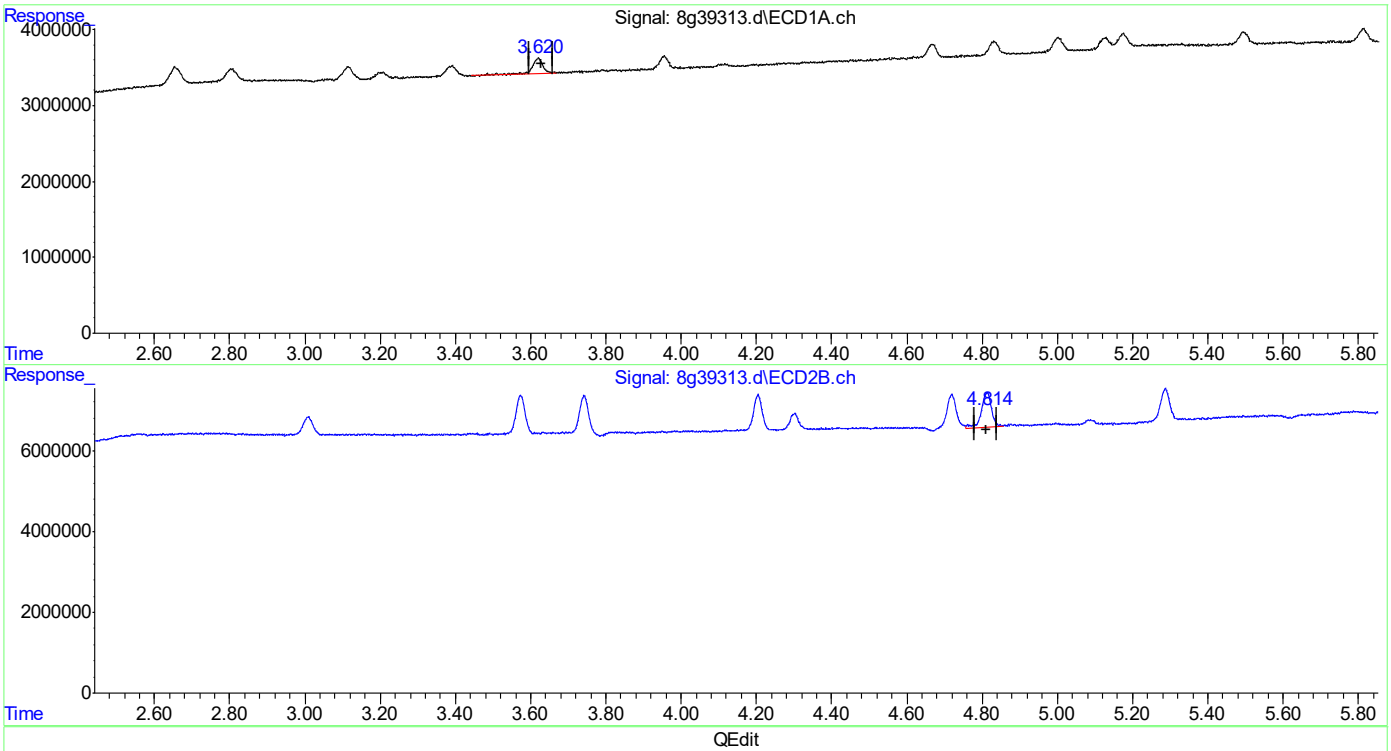

QEdit

(6) Heptachlor (MA)
3.620min 1.228PPB
response 4220261

(6) Heptachlor #2 (MA)
4.814min 1.078PPB
response 15662894

(+) = Expected Retention Time
8PST1645.M Tue Jul 13 22:40:54 2021 Page: 1

Quantitation Report (Qedit)

Data Path : C:\msdchem\1\DATA\8G1645\
Data File : 8g39313.d
Signal(s) : Signal #1: ECD1A.ch Signal #2: ECD2B.ch
Acq On : 13 Jul 2021 2:29 am
Operator : christp
Sample : ic1645-1
Misc : op34235,g8g1645,30,,,2,1
ALS Vial : 3 Sample Multiplier: 1

Integration File signal 1: autoint1.e
Integration File signal 2: autoint2.e
Quant Time: Jul 13 22:40:10 2021
Quant Method : C:\MSDCHEM\1\METHODS\8PST1645.M
Quant Title : PEST/PCB
QLast Update : Tue Jul 13 22:19:36 2021
Response via : Initial Calibration
Integrator: ChemStation

Volume Inj. : 1ul/column
Signal #1 Phase : RTXCLP I Signal #2 Phase: RTX-CLP II
Signal #1 Info : 30mx.32mmx.32um Signal #2 Info : 30m x .32mm x .25um

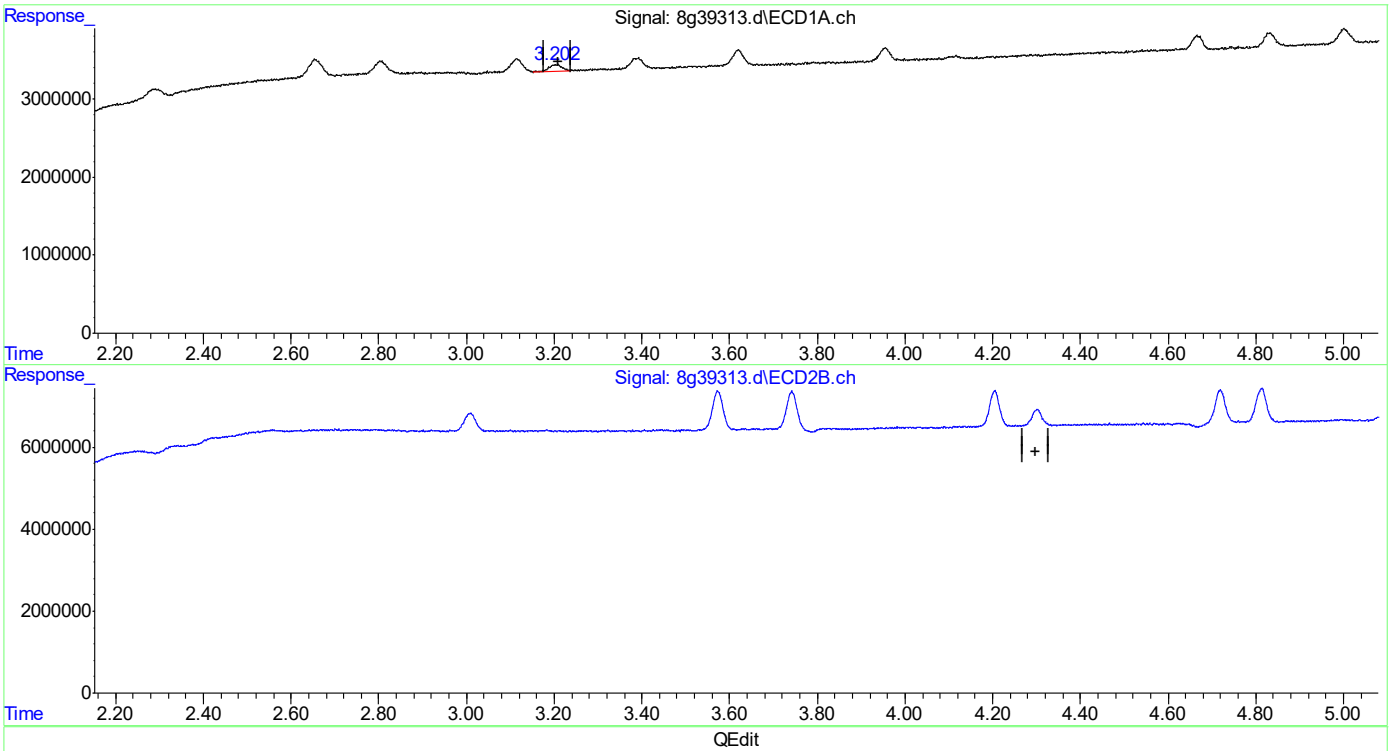

QEdit

(7) beta-BHC (B)
3.202min 0.991PPB
response 1797612

(7) beta-BHC #2 (B)
0.000min 0.000PPB
response 0

(+) = Expected Retention Time

Quantitation Report (Qedit)

Data Path : C:\msdchem\1\DATA\8G1645\
Data File : 8g39313.d
Signal(s) : Signal #1: ECD1A.ch Signal #2: ECD2B.ch
Acq On : 13 Jul 2021 2:29 am
Operator : christp
Sample : ic1645-1
Misc : op34235,g8g1645,30,,,2,1
ALS Vial : 3 Sample Multiplier: 1

Integration File signal 1: autoint1.e
Integration File signal 2: autoint2.e
Quant Time: Jul 13 22:40:10 2021
Quant Method : C:\MSDCHEM\1\METHODS\8PST1645.M
Quant Title : PEST/PCB
QLast Update : Tue Jul 13 22:19:36 2021
Response via : Initial Calibration
Integrator: ChemStation

Volume Inj. : 1ul/column
Signal #1 Phase : RTXCLP I Signal #2 Phase: RTX-CLP II
Signal #1 Info : 30mx.32mmx.32um Signal #2 Info : 30m x .32mm x .25um

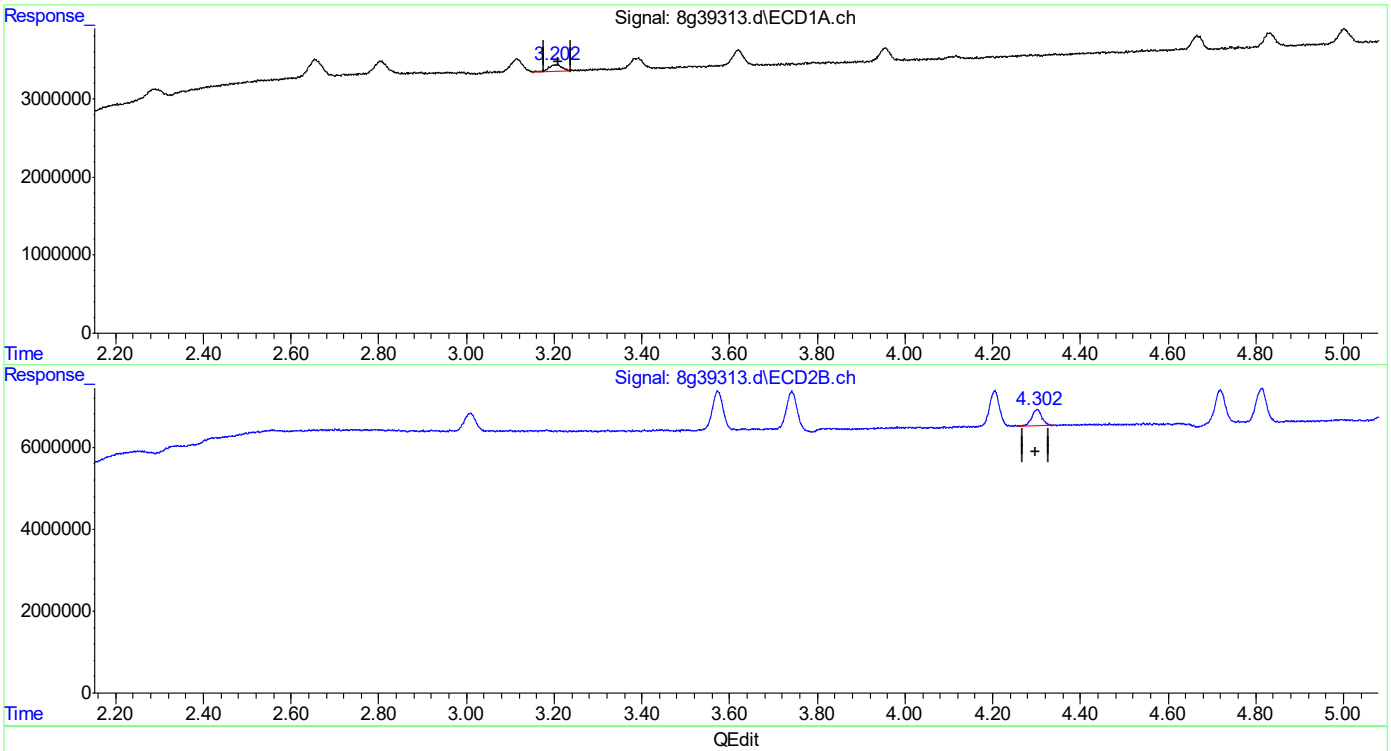

QEdit

(7) beta-BHC (B)
3.202min 0.991PPB
response 1797612

(7) beta-BHC #2 (B)
4.302min 1.016PPB m
response 6386904

(+) = Expected Retention Time

11.6.18.10 11

Quantitation Report (Qedit)

Data Path : C:\msdchem\1\DATA\8G1645\
Data File : 8g39313.d
Signal(s) : Signal #1: ECD1A.ch Signal #2: ECD2B.ch
Acq On : 13 Jul 2021 2:29 am
Operator : christp
Sample : ic1645-1
Misc : op34235,g8g1645,30,,,2,1
ALS Vial : 3 Sample Multiplier: 1

Integration File signal 1: autoint1.e
Integration File signal 2: autoint2.e
Quant Time: Jul 13 22:40:10 2021
Quant Method : C:\MSDCHEM\1\METHODS\8PST1645.M
Quant Title : PEST/PCB
QLast Update : Tue Jul 13 22:19:36 2021
Response via : Initial Calibration
Integrator: ChemStation

Volume Inj. : 1ul/column
Signal #1 Phase : RTXCLP I Signal #2 Phase: RTX-CLP II
Signal #1 Info : 30mx.32mmx.32um Signal #2 Info : 30m x .32mm x .25um

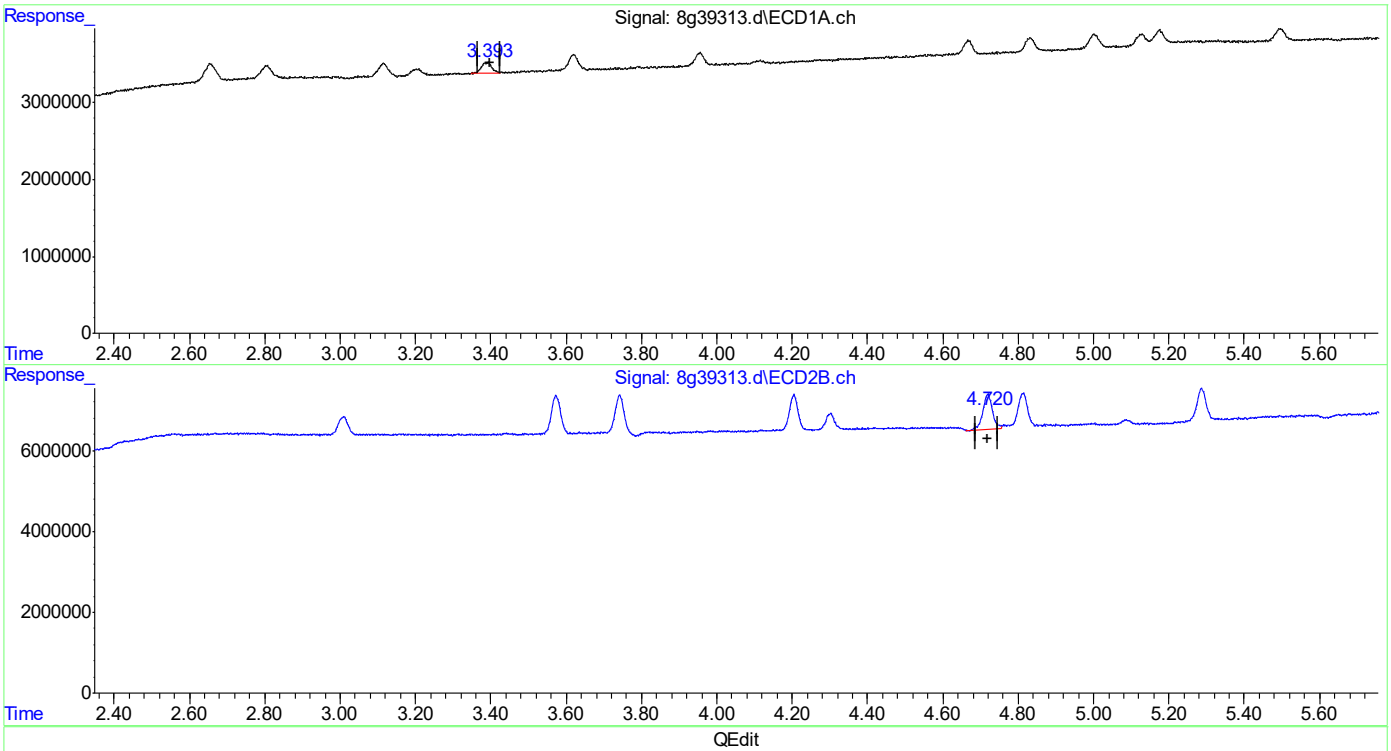

QEdit

(8) delta-BHC (B)
3.392min 0.968PPB
response 2722220

(8) delta-BHC #2 (B)
4.720min 1.279PPB
response 15171043

(+) = Expected Retention Time

11.6.18.11 11

Quantitation Report (Qedit)

Data Path : C:\msdchem\1\DATA\8G1645\
Data File : 8g39313.d
Signal(s) : Signal #1: ECD1A.ch Signal #2: ECD2B.ch
Acq On : 13 Jul 2021 2:29 am
Operator : christp
Sample : ic1645-1
Misc : op34235,g8g1645,30,,,2,1
ALS Vial : 3 Sample Multiplier: 1

Integration File signal 1: autoint1.e
Integration File signal 2: autoint2.e
Quant Time: Jul 13 22:40:10 2021
Quant Method : C:\MSDCHEM\1\METHODS\8PST1645.M
Quant Title : PEST/PCB
QLast Update : Tue Jul 13 22:19:36 2021
Response via : Initial Calibration
Integrator: ChemStation

Volume Inj. : 1ul/column
Signal #1 Phase : RTXCLP I Signal #2 Phase: RTX-CLP II
Signal #1 Info : 30mx.32mmx.32um Signal #2 Info : 30m x .32mm x .25um

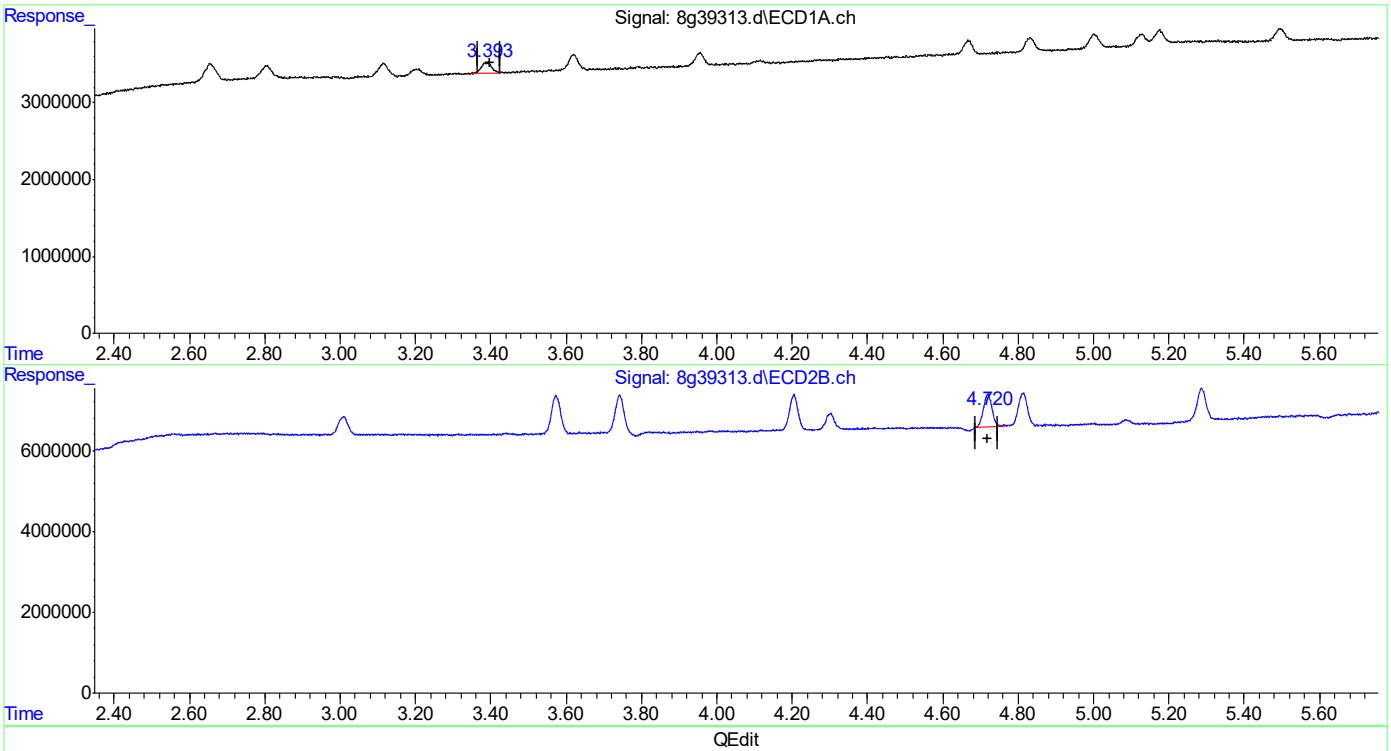

QEdit

(8) delta-BHC (B)
3.392min 0.968PPB
response 2722220

(8) delta-BHC #2 (B)
4.720min 1.113PPB m
response 13199373

(+) = Expected Retention Time

11.6.18.12 11

Quantitation Report (Qedit)

Data Path : C:\msdchem\1\DATA\8G1645\
Data File : 8g39313.d
Signal(s) : Signal #1: ECD1A.ch Signal #2: ECD2B.ch
Acq On : 13 Jul 2021 2:29 am
Operator : christp
Sample : ic1645-1
Misc : op34235,g8g1645,30,,,2,1
ALS Vial : 3 Sample Multiplier: 1

Integration File signal 1: autoint1.e
Integration File signal 2: autoint2.e
Quant Time: Jul 13 22:40:10 2021
Quant Method : C:\MSDCHEM\1\METHODS\8PST1645.M
Quant Title : PEST/PCB
QLast Update : Tue Jul 13 22:19:36 2021
Response via : Initial Calibration
Integrator: ChemStation

Volume Inj. : 1ul/column
Signal #1 Phase : RTXCLP I Signal #2 Phase: RTX-CLP II
Signal #1 Info : 30mx.32mmx.32um Signal #2 Info : 30m x .32mm x .25um

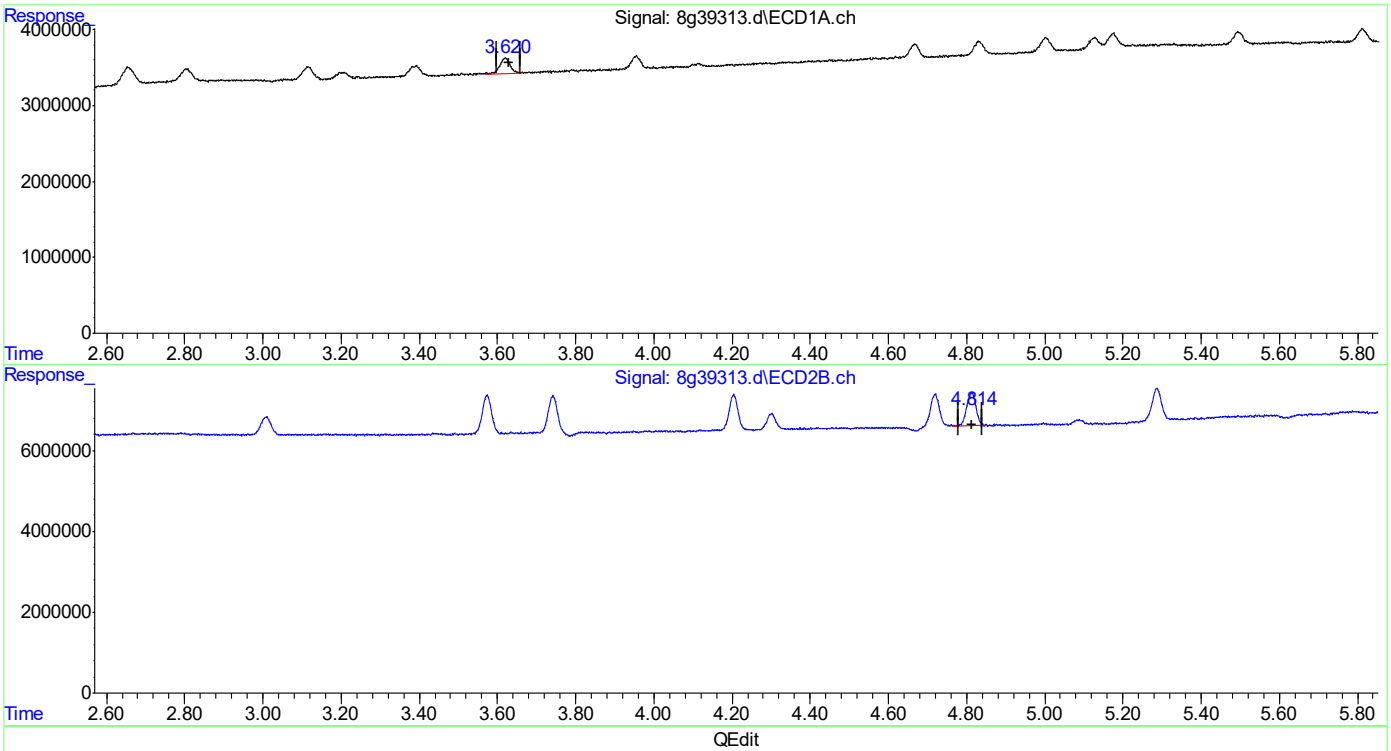

QEdit

(6) Heptachlor (MA)
3.620min 1.126PPB m
response 3871603

(6) Heptachlor #2 (MA)
4.814min 0.947PPB m
response 13759557

(+) = Expected Retention Time

11.6.18.13 11

Quantitation Report (Qedit)

Data Path : C:\msdchem\1\DATA\8G1645\
Data File : 8g39313.d
Signal(s) : Signal #1: ECD1A.ch Signal #2: ECD2B.ch
Acq On : 13 Jul 2021 2:29 am
Operator : christp
Sample : ic1645-1
Misc : op34235,g8g1645,30,,,2,1
ALS Vial : 3 Sample Multiplier: 1

Integration File signal 1: autoint1.e
Integration File signal 2: autoint2.e
Quant Time: Jul 13 22:40:10 2021
Quant Method : C:\MSDCHEM\1\METHODS\8PST1645.M
Quant Title : PEST/PCB
QLast Update : Tue Jul 13 22:19:36 2021
Response via : Initial Calibration
Integrator: ChemStation

Volume Inj. : 1ul/column
Signal #1 Phase : RTXCLP I Signal #2 Phase: RTX-CLP II
Signal #1 Info : 30mx.32mmx.32um Signal #2 Info : 30m x .32mm x .25um

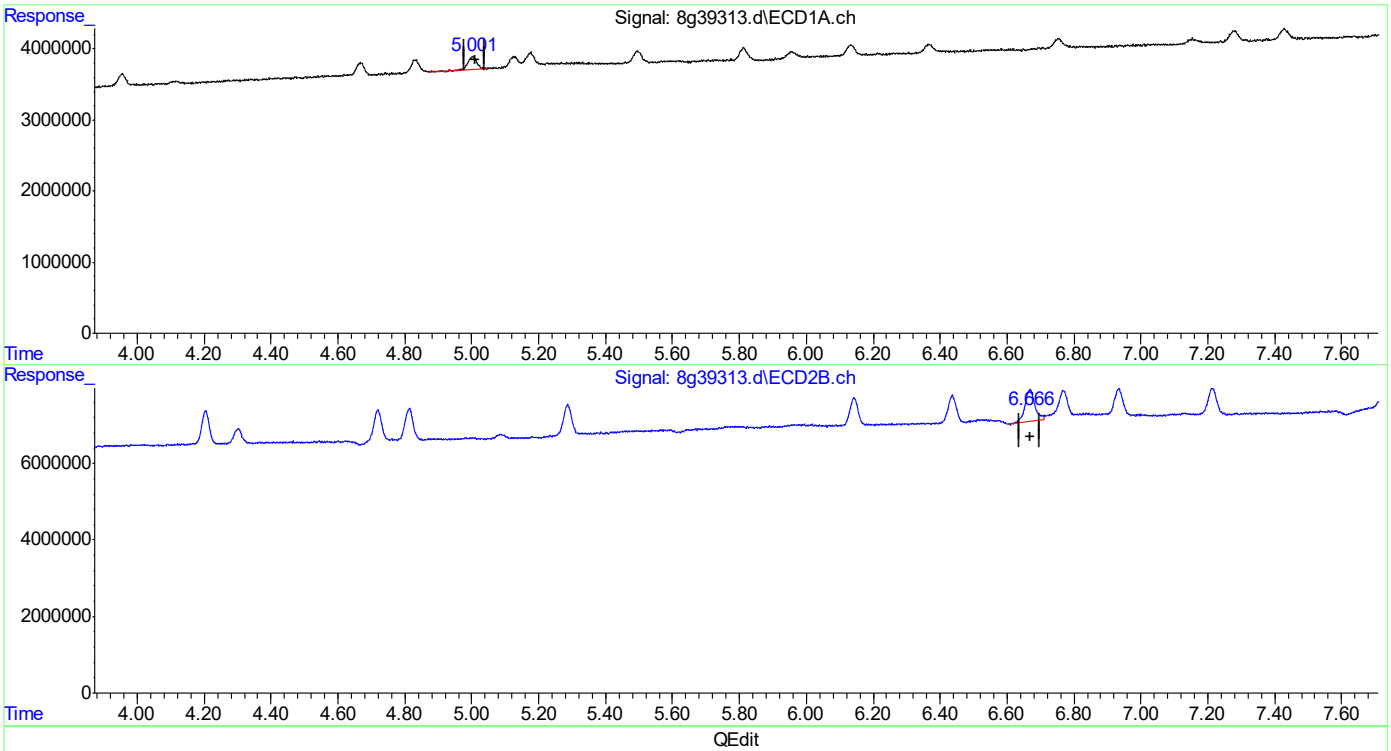

QEdit

(13) alpha-Chlordane (B)
5.001min 1.202PPB
response 3891867

(13) alpha-Chlordane #2 (B)
6.667min 1.351PPB
response 16784174

(+) = Expected Retention Time
8PST1645.M Tue Jul 13 22:41:49 2021 Page: 1

8G39313.D edits: alpha-Chlordane

Quantitation Report (Qedit)

Data Path : C:\msdchem\1\DATA\8G1645\
Data File : 8g39313.d
Signal(s) : Signal #1: ECD1A.ch Signal #2: ECD2B.ch
Acq On : 13 Jul 2021 2:29 am
Operator : christp
Sample : ic1645-1
Misc : op34235,g8g1645,30,,,2,1
ALS Vial : 3 Sample Multiplier: 1

Integration File signal 1: autoint1.e
Integration File signal 2: autoint2.e
Quant Time: Jul 13 22:40:10 2021
Quant Method : C:\MSDCHEM\1\METHODS\8PST1645.M
Quant Title : PEST/PCB
QLast Update : Tue Jul 13 22:19:36 2021
Response via : Initial Calibration
Integrator: ChemStation

Volume Inj. : 1ul/column
Signal #1 Phase : RTXCLP I Signal #2 Phase: RTX-CLP II
Signal #1 Info : 30mx.32mmx.32um Signal #2 Info : 30m x .32mm x .25um

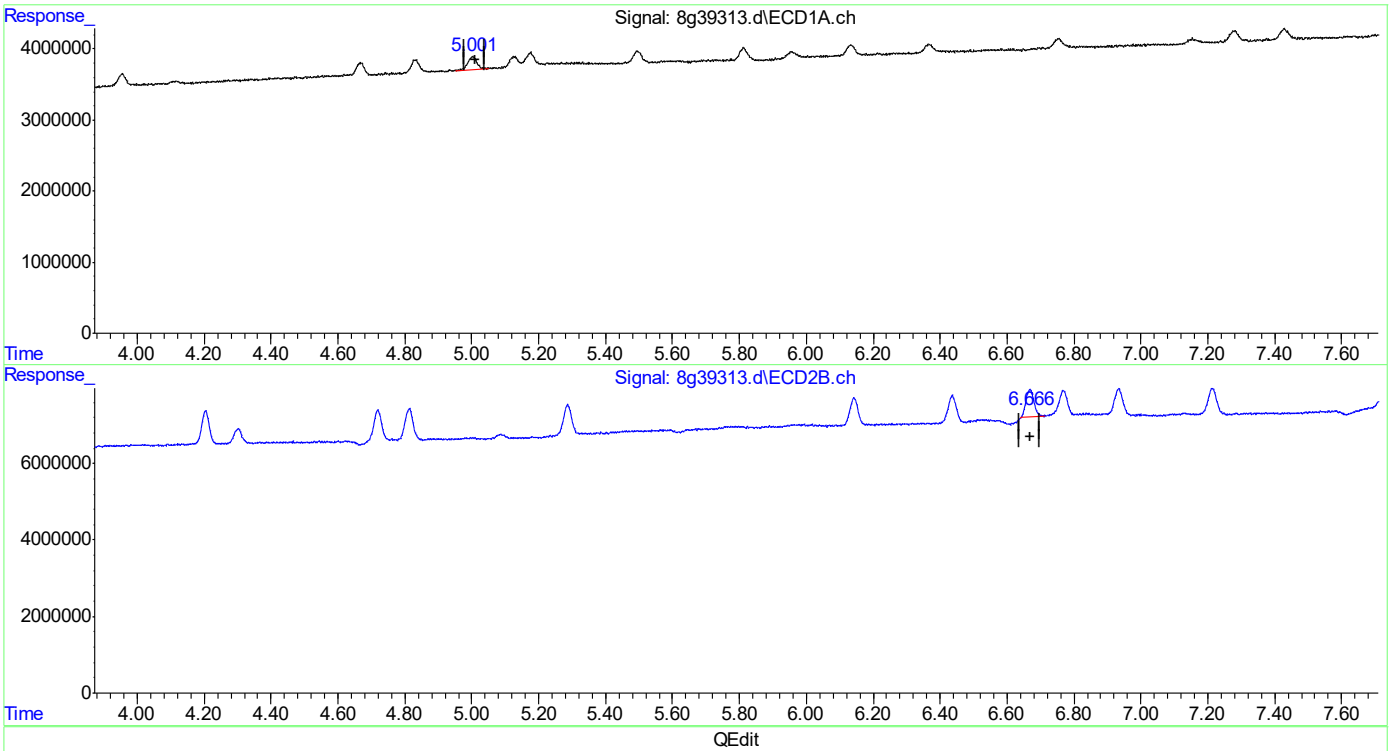

QEdit

(13) alpha-Chlordane (B)
5.001min 1.100PPB m
response 3561682

(13) alpha-Chlordane #2 (B)
6.666min 0.978PPB m
response 12144407

(+) = Expected Retention Time
8PST1645.M Tue Jul 13 22:41:57 2021 Page: 1

11.6.18.15
11

Quantitation Report (Qedit)

Data Path : C:\msdchem\1\DATA\8G1645\
Data File : 8g39313.d
Signal(s) : Signal #1: ECD1A.ch Signal #2: ECD2B.ch
Acq On : 13 Jul 2021 2:29 am
Operator : christp
Sample : ic1645-1
Misc : op34235,g8g1645,30,,,2,1
ALS Vial : 3 Sample Multiplier: 1

Integration File signal 1: autoint1.e
Integration File signal 2: autoint2.e
Quant Time: Jul 13 22:40:10 2021
Quant Method : C:\MSDCHEM\1\METHODS\8PST1645.M
Quant Title : PEST/PCB
QLast Update : Tue Jul 13 22:19:36 2021
Response via : Initial Calibration
Integrator: ChemStation

Volume Inj. : 1ul/column
Signal #1 Phase : RTXCLP I Signal #2 Phase: RTX-CLP II
Signal #1 Info : 30mx.32mmx.32um Signal #2 Info : 30m x .32mm x .25um

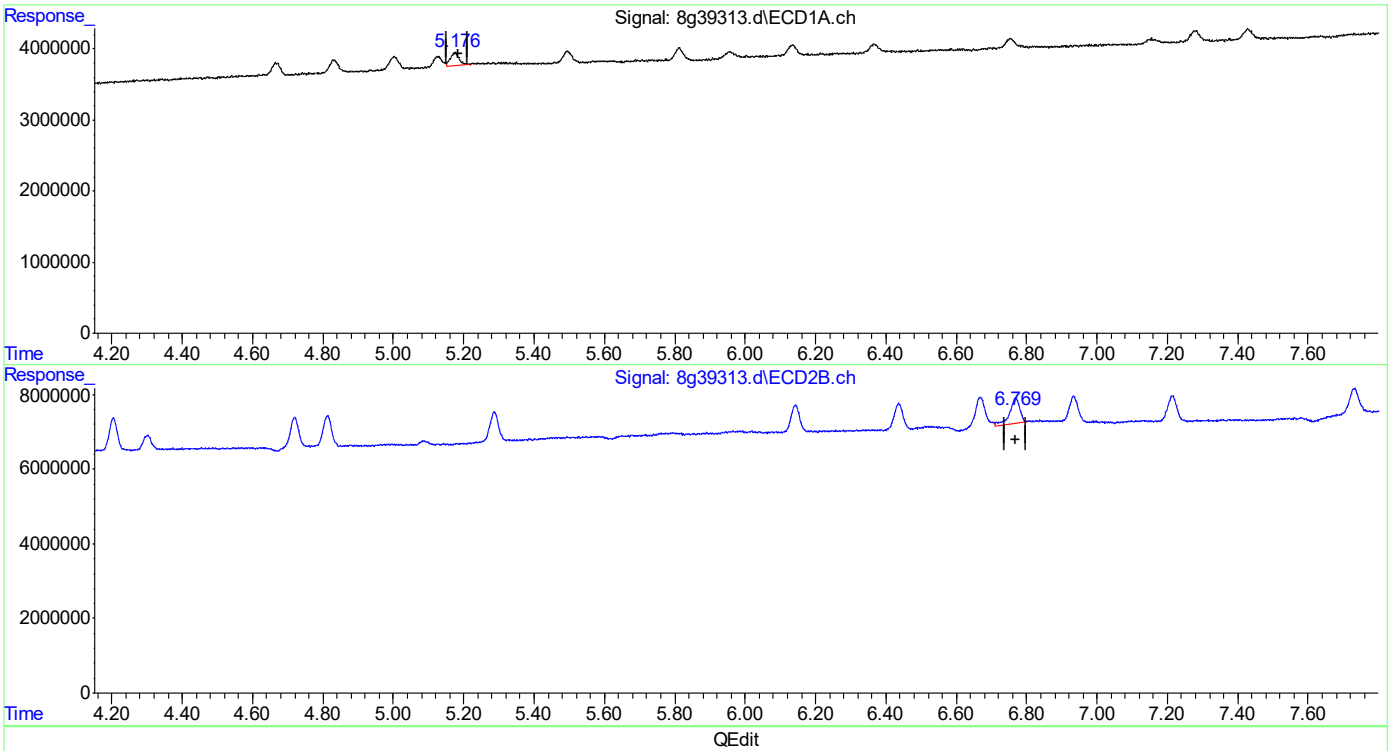

QEdit

(14) Endosulfan I (A)
5.175min 1.061PPB
response 3214355

(14) Endosulfan I #2 (A)
6.769min 1.166PPB
response 13826351

(+) = Expected Retention Time
8PST1645.M Tue Jul 13 22:42:00 2021 Page: 1

Quantitation Report (Qedit)

Data Path : C:\msdchem\1\DATA\8G1645\
Data File : 8g39313.d
Signal(s) : Signal #1: ECD1A.ch Signal #2: ECD2B.ch
Acq On : 13 Jul 2021 2:29 am
Operator : christp
Sample : ic1645-1
Misc : op34235,g8g1645,30,,,2,1
ALS Vial : 3 Sample Multiplier: 1

Integration File signal 1: autoint1.e
Integration File signal 2: autoint2.e
Quant Time: Jul 13 22:40:10 2021
Quant Method : C:\MSDCHEM\1\METHODS\8PST1645.M
Quant Title : PEST/PCB
QLast Update : Tue Jul 13 22:19:36 2021
Response via : Initial Calibration
Integrator: ChemStation

Volume Inj. : 1ul/column
Signal #1 Phase : RTXCLP I Signal #2 Phase: RTX-CLP II
Signal #1 Info : 30mx.32mmx.32um Signal #2 Info : 30m x .32mm x .25um

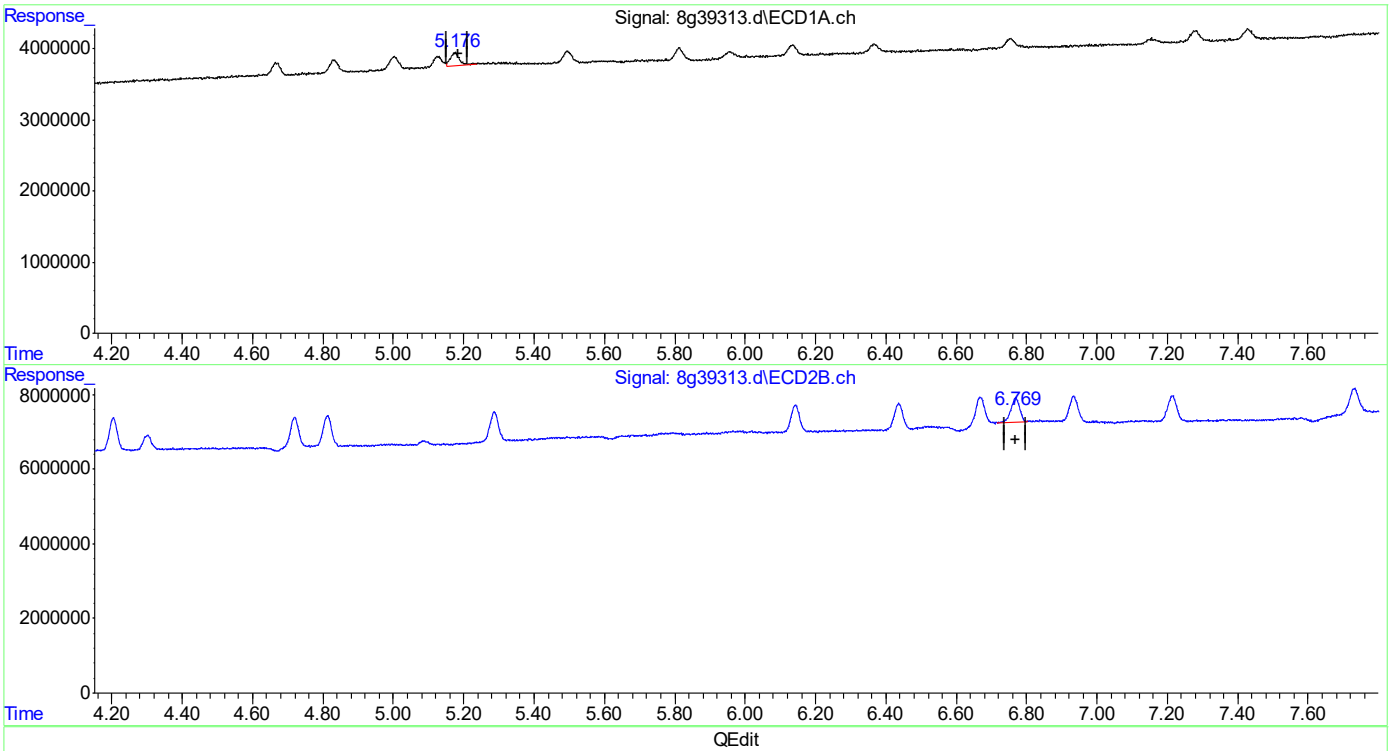

QEdit

(14) Endosulfan I (A)
5.176min 1.189PPB m
response 3602060

(14) Endosulfan I #2 (A)
6.769min 0.983PPB m
response 11648606

(+) = Expected Retention Time

11.6.18.17
11

Quantitation Report (Qedit)

Data Path : C:\msdchem\1\DATA\8G1645\
Data File : 8g39313.d
Signal(s) : Signal #1: ECD1A.ch Signal #2: ECD2B.ch
Acq On : 13 Jul 2021 2:29 am
Operator : christp
Sample : ic1645-1
Misc : op34235,g8g1645,30,,,2,1
ALS Vial : 3 Sample Multiplier: 1

Integration File signal 1: autoint1.e
Integration File signal 2: autoint2.e
Quant Time: Jul 13 22:40:10 2021
Quant Method : C:\MSDCHEM\1\METHODS\8PST1645.M
Quant Title : PEST/PCB
QLast Update : Tue Jul 13 22:19:36 2021
Response via : Initial Calibration
Integrator: ChemStation

Volume Inj. : 1ul/column
Signal #1 Phase : RTXCLP I Signal #2 Phase: RTX-CLP II
Signal #1 Info : 30mx.32mmx.32um Signal #2 Info : 30m x .32mm x .25um

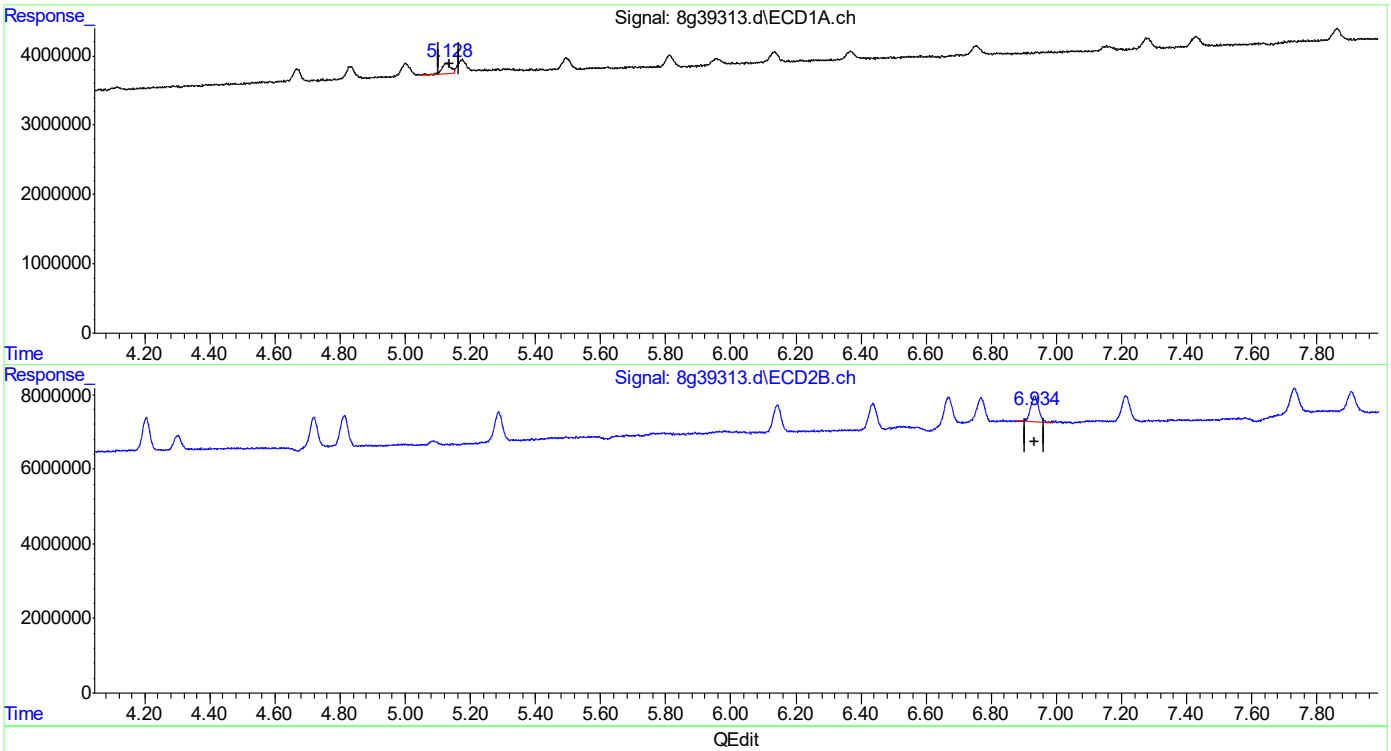

QEdit

(15) 4,4'-DDE (B)
5.128min 0.831PPB
response 2603162

(15) 4,4'-DDE #2 (B)
6.934min 0.963PPB
response 11830789

(+) = Expected Retention Time
8PST1645.M Tue Jul 13 22:42:19 2021 Page: 1

11.6.18.18
11

Quantitation Report (Qedit)

Data Path : C:\msdchem\1\DATA\8G1645\
Data File : 8g39313.d
Signal(s) : Signal #1: ECD1A.ch Signal #2: ECD2B.ch
Acq On : 13 Jul 2021 2:29 am
Operator : christp
Sample : ic1645-1
Misc : op34235,g8g1645,30,,,2,1
ALS Vial : 3 Sample Multiplier: 1

Integration File signal 1: autoint1.e
Integration File signal 2: autoint2.e
Quant Time: Jul 13 22:40:10 2021
Quant Method : C:\MSDCHEM\1\METHODS\8PST1645.M
Quant Title : PEST/PCB
QLast Update : Tue Jul 13 22:19:36 2021
Response via : Initial Calibration
Integrator: ChemStation

Volume Inj. : 1ul/column
Signal #1 Phase : RTXCLP I Signal #2 Phase: RTX-CLP II
Signal #1 Info : 30mx.32mmx.32um Signal #2 Info : 30m x .32mm x .25um

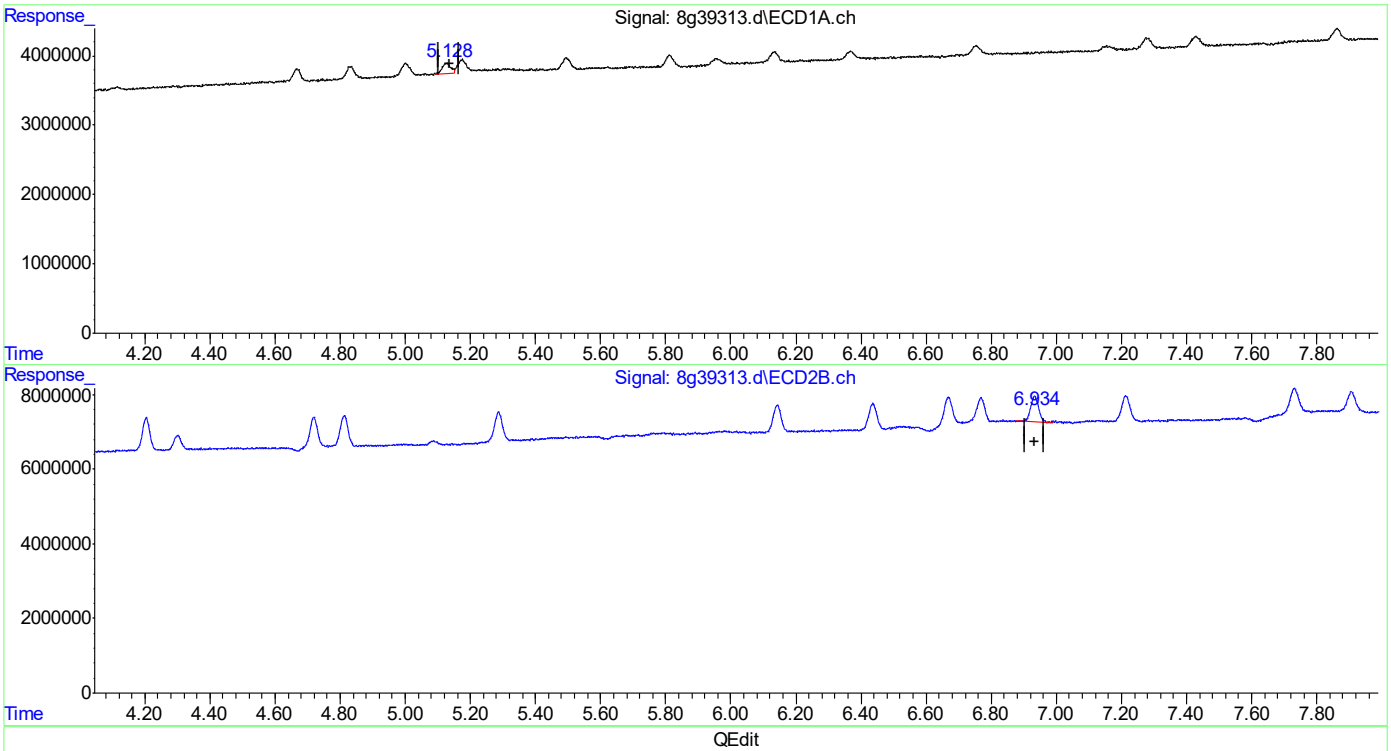

QEdit

(15) 4,4'-DDE (B)
5.128min 0.858PPB m
response 2689174

(15) 4,4'-DDE #2 (B)
6.934min 0.963PPB
response 11830789

(+) = Expected Retention Time
8PST1645.M Tue Jul 13 22:42:29 2021 Page: 1

11.6.18.19
11

Quantitation Report (Qedit)

Data Path : C:\msdchem\1\DATA\8G1645\
Data File : 8g39313.d
Signal(s) : Signal #1: ECD1A.ch Signal #2: ECD2B.ch
Acq On : 13 Jul 2021 2:29 am
Operator : christp
Sample : ic1645-1
Misc : op34235,g8g1645,30,,,2,1
ALS Vial : 3 Sample Multiplier: 1

Integration File signal 1: autoint1.e
Integration File signal 2: autoint2.e
Quant Time: Jul 13 22:40:10 2021
Quant Method : C:\MSDCHEM\1\METHODS\8PST1645.M
Quant Title : PEST/PCB
QLast Update : Tue Jul 13 22:19:36 2021
Response via : Initial Calibration
Integrator: ChemStation

Volume Inj. : 1ul/column
Signal #1 Phase : RTXCLP I Signal #2 Phase: RTX-CLP II
Signal #1 Info : 30mx.32mmx.32um Signal #2 Info : 30m x .32mm x .25um

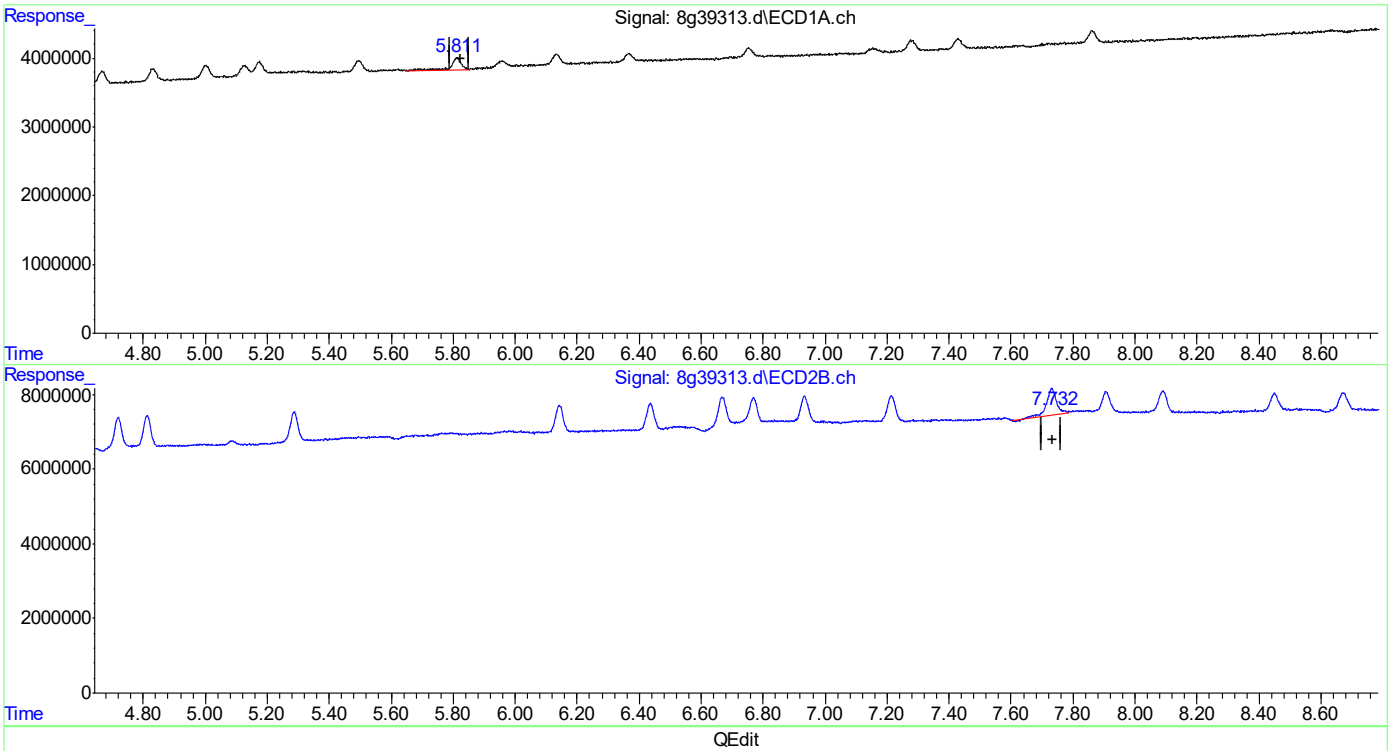

QEdit

(17) Endrin (MA)
5.813min 1.418PPB
response 3940981

(17) Endrin #2 (MA)
7.733min 1.284PPB
response 14689377

(+) = Expected Retention Time

Quantitation Report (Qedit)

Data Path : C:\msdchem\1\DATA\8G1645\
Data File : 8g39313.d
Signal(s) : Signal #1: ECD1A.ch Signal #2: ECD2B.ch
Acq On : 13 Jul 2021 2:29 am
Operator : christp
Sample : ic1645-1
Misc : op34235,g8g1645,30,,,2,1
ALS Vial : 3 Sample Multiplier: 1

Integration File signal 1: autoint1.e
Integration File signal 2: autoint2.e
Quant Time: Jul 13 22:40:10 2021
Quant Method : C:\MSDCHEM\1\METHODS\8PST1645.M
Quant Title : PEST/PCB
QLast Update : Tue Jul 13 22:19:36 2021
Response via : Initial Calibration
Integrator: ChemStation

Volume Inj. : 1ul/column
Signal #1 Phase : RTXCLP I Signal #2 Phase: RTX-CLP II
Signal #1 Info : 30mx.32mmx.32um Signal #2 Info : 30m x .32mm x .25um

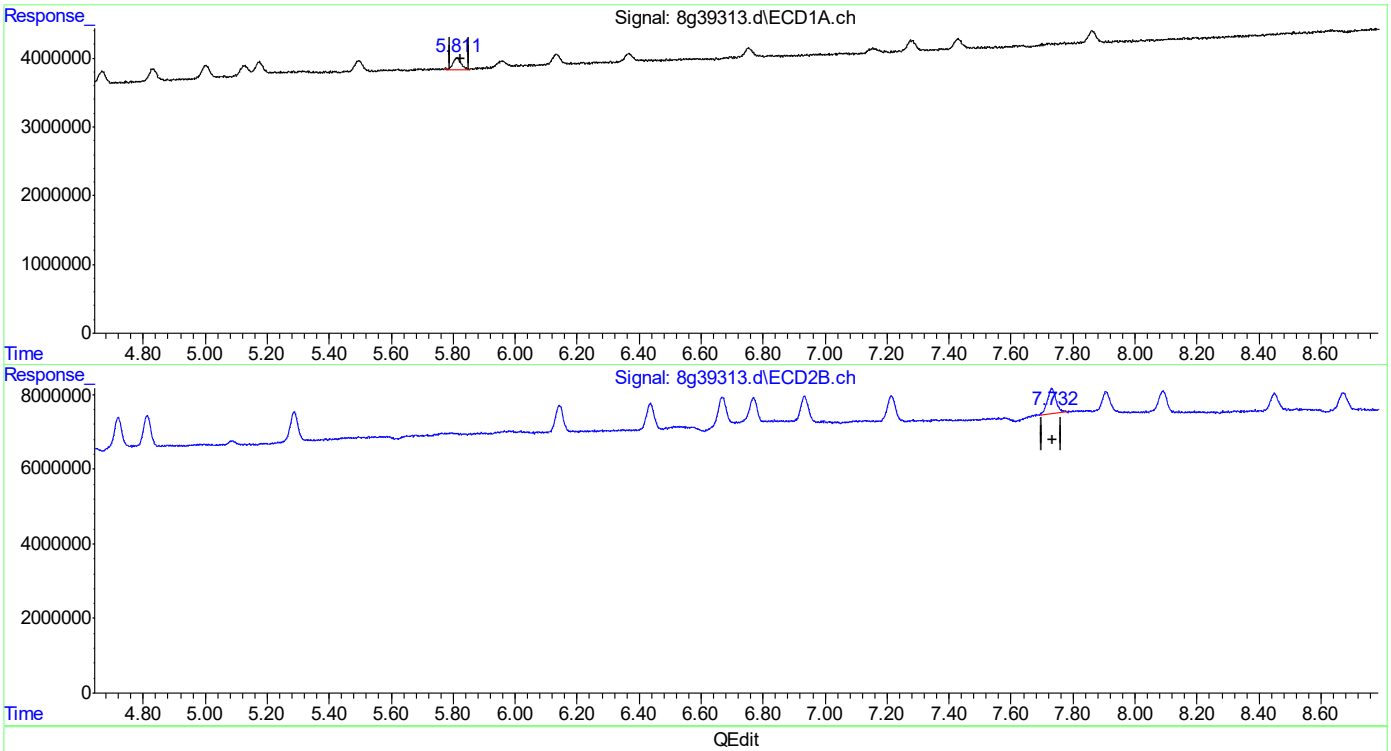

QEdit

(17) Endrin (MA)
5.811min 1.074PPB m
response 2985079

(17) Endrin #2 (MA)
7.732min 1.115PPB m
response 12747155

(+) = Expected Retention Time

Quantitation Report (Qedit)

Data Path : C:\msdchem\1\DATA\8G1645\
Data File : 8g39313.d
Signal(s) : Signal #1: ECD1A.ch Signal #2: ECD2B.ch
Acq On : 13 Jul 2021 2:29 am
Operator : christp
Sample : ic1645-1
Misc : op34235,g8g1645,30,,,2,1
ALS Vial : 3 Sample Multiplier: 1

Integration File signal 1: autoint1.e
Integration File signal 2: autoint2.e
Quant Time: Jul 13 22:40:10 2021
Quant Method : C:\MSDCHEM\1\METHODS\8PST1645.M
Quant Title : PEST/PCB
QLast Update : Tue Jul 13 22:19:36 2021
Response via : Initial Calibration
Integrator: ChemStation

Volume Inj. : 1ul/column
Signal #1 Phase : RTXCLP I Signal #2 Phase: RTX-CLP II
Signal #1 Info : 30mx.32mmx.32um Signal #2 Info : 30m x .32mm x .25um

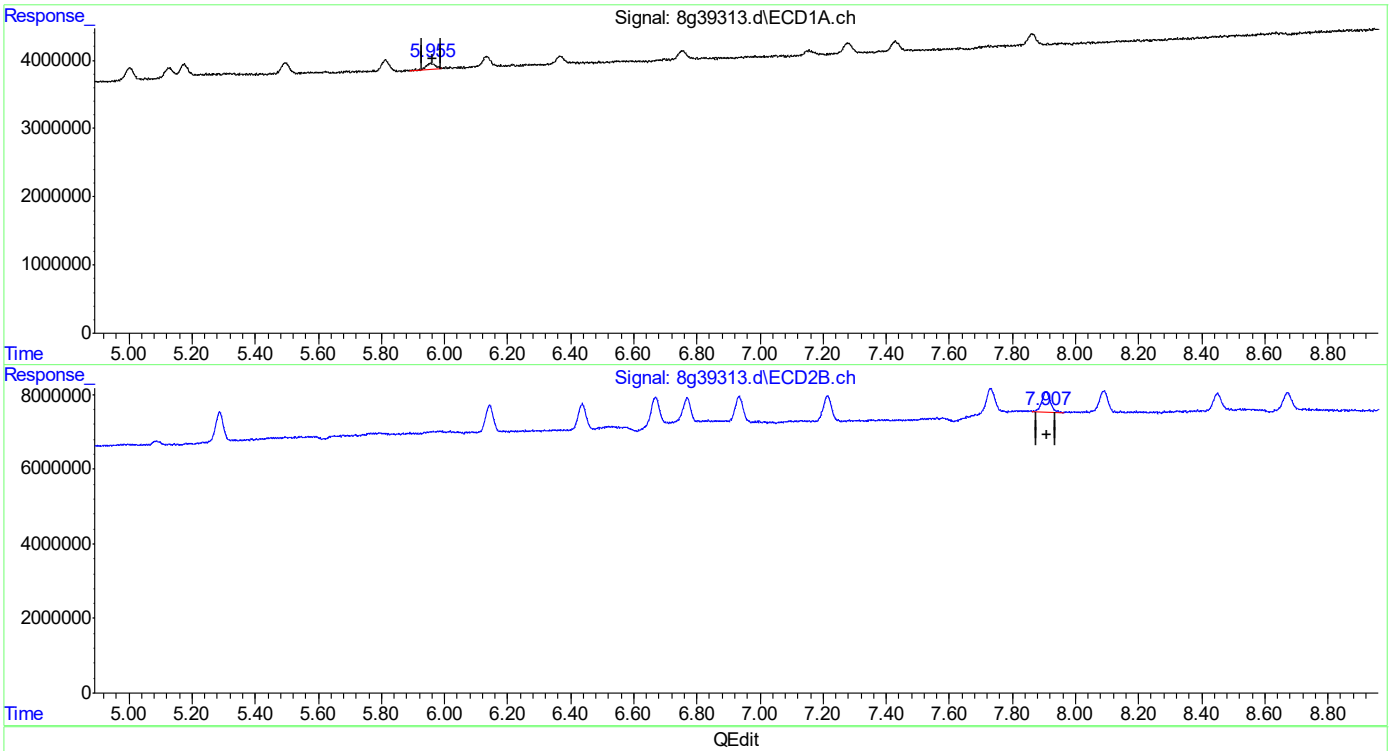

QEdit

(18) 4,4'-DDD (A)
5.955min 0.653PPB
response 1628567

(18) 4,4'-DDD #2 (A)
7.907min 1.109PPB
response 10600837

(+) = Expected Retention Time
8PST1645.M Tue Jul 13 22:42:52 2021 Page: 1

11.6.18.22
11

Quantitation Report (Qedit)

Data Path : C:\msdchem\1\DATA\8G1645\
Data File : 8g39313.d
Signal(s) : Signal #1: ECD1A.ch Signal #2: ECD2B.ch
Acq On : 13 Jul 2021 2:29 am
Operator : christp
Sample : ic1645-1
Misc : op34235,g8g1645,30,,,2,1
ALS Vial : 3 Sample Multiplier: 1

Integration File signal 1: autoint1.e
Integration File signal 2: autoint2.e
Quant Time: Jul 13 22:40:10 2021
Quant Method : C:\MSDCHEM\1\METHODS\8PST1645.M
Quant Title : PEST/PCB
QLast Update : Tue Jul 13 22:19:36 2021
Response via : Initial Calibration
Integrator: ChemStation

Volume Inj. : 1ul/column
Signal #1 Phase : RTXCLP I Signal #2 Phase: RTX-CLP II
Signal #1 Info : 30mx.32mmx.32um Signal #2 Info : 30m x .32mm x .25um

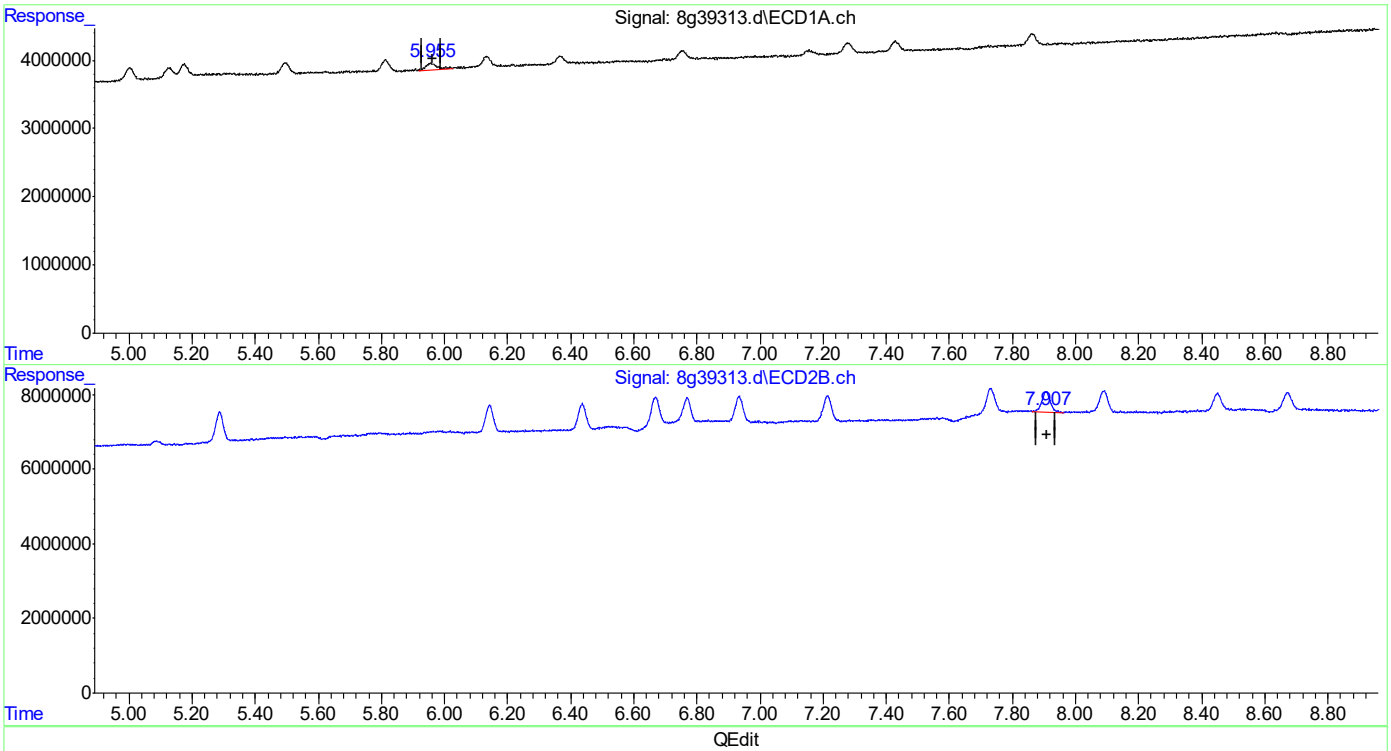

QEdit

(18) 4,4'-DDD (A)
5.955min 0.976PPB m
response 2434803

(18) 4,4'-DDD #2 (A)
7.907min 1.109PPB
response 10600837

(+) = Expected Retention Time
8PST1645.M Tue Jul 13 22:42:58 2021

Quantitation Report (Qedit)

Data Path : C:\msdchem\1\DATA\8G1645\
Data File : 8g39313.d
Signal(s) : Signal #1: ECD1A.ch Signal #2: ECD2B.ch
Acq On : 13 Jul 2021 2:29 am
Operator : christp
Sample : ic1645-1
Misc : op34235,g8g1645,30,,,2,1
ALS Vial : 3 Sample Multiplier: 1

Integration File signal 1: autoint1.e
Integration File signal 2: autoint2.e
Quant Time: Jul 13 22:40:10 2021
Quant Method : C:\MSDCHEM\1\METHODS\8PST1645.M
Quant Title : PEST/PCB
QLast Update : Tue Jul 13 22:19:36 2021
Response via : Initial Calibration
Integrator: ChemStation

Volume Inj. : 1ul/column
Signal #1 Phase : RTXCLP I Signal #2 Phase: RTX-CLP II
Signal #1 Info : 30mx.32mmx.32um Signal #2 Info : 30m x .32mm x .25um

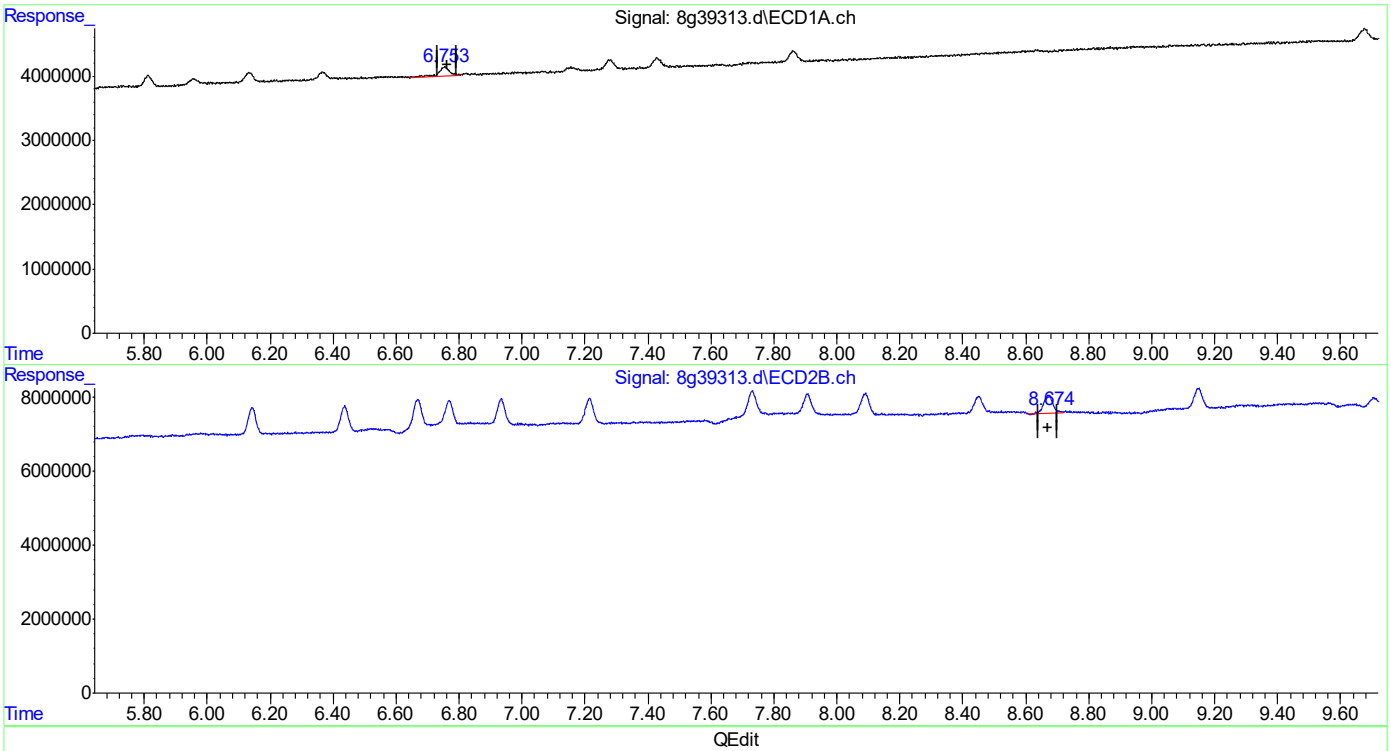

QEdit

(21) Endrin Aldehyde (B)
6.754min 1.324PPB
response 3138144

(21) Endrin Aldehyde #2 (B)
8.674min 1.160PPB
response 9402652

(+) = Expected Retention Time
8PST1645.M Tue Jul 13 22:43:03 2021 Page: 1

11.6.18.24
11

Quantitation Report (Qedit)

Data Path : C:\msdchem\1\DATA\8G1645\
Data File : 8g39313.d
Signal(s) : Signal #1: ECD1A.ch Signal #2: ECD2B.ch
Acq On : 13 Jul 2021 2:29 am
Operator : christp
Sample : ic1645-1
Misc : op34235,g8g1645,30,,,2,1
ALS Vial : 3 Sample Multiplier: 1

Integration File signal 1: autoint1.e
Integration File signal 2: autoint2.e
Quant Time: Jul 13 22:40:10 2021
Quant Method : C:\MSDCHEM\1\METHODS\8PST1645.M
Quant Title : PEST/PCB
QLast Update : Tue Jul 13 22:19:36 2021
Response via : Initial Calibration
Integrator: ChemStation

Volume Inj. : 1ul/column
Signal #1 Phase : RTXCLP I Signal #2 Phase: RTX-CLP II
Signal #1 Info : 30mx.32mmx.32um Signal #2 Info : 30m x .32mm x .25um

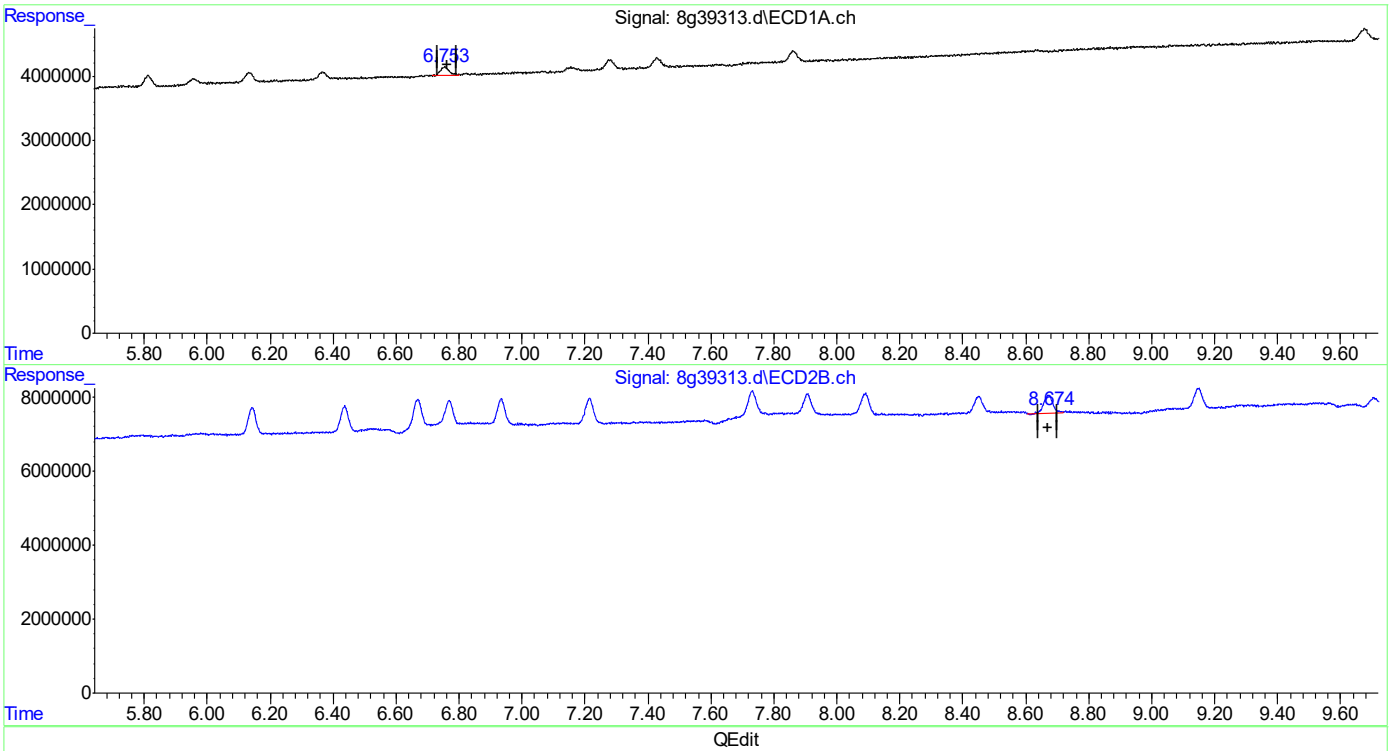

QEdit

(21) Endrin Aldehyde (B)
6.753min 1.072PPB m
response 2541111

(21) Endrin Aldehyde #2 (B)
8.674min 1.160PPB
response 9402652

(+) = Expected Retention Time
8PST1645.M Tue Jul 13 22:43:08 2021 Page: 1

11.6.18.25
11

Quantitation Report (Qedit)

Data Path : C:\msdchem\1\DATA\8G1645\
Data File : 8g39313.d
Signal(s) : Signal #1: ECD1A.ch Signal #2: ECD2B.ch
Acq On : 13 Jul 2021 2:29 am
Operator : christp
Sample : ic1645-1
Misc : op34235,g8g1645,30,,,2,1
ALS Vial : 3 Sample Multiplier: 1

Integration File signal 1: autoint1.e
Integration File signal 2: autoint2.e
Quant Time: Jul 13 22:40:10 2021
Quant Method : C:\MSDCHEM\1\METHODS\8PST1645.M
Quant Title : PEST/PCB
QLast Update : Tue Jul 13 22:19:36 2021
Response via : Initial Calibration
Integrator: ChemStation

Volume Inj. : 1ul/column
Signal #1 Phase : RTXCLP I Signal #2 Phase: RTX-CLP II
Signal #1 Info : 30mx.32mmx.32um Signal #2 Info : 30m x .32mm x .25um

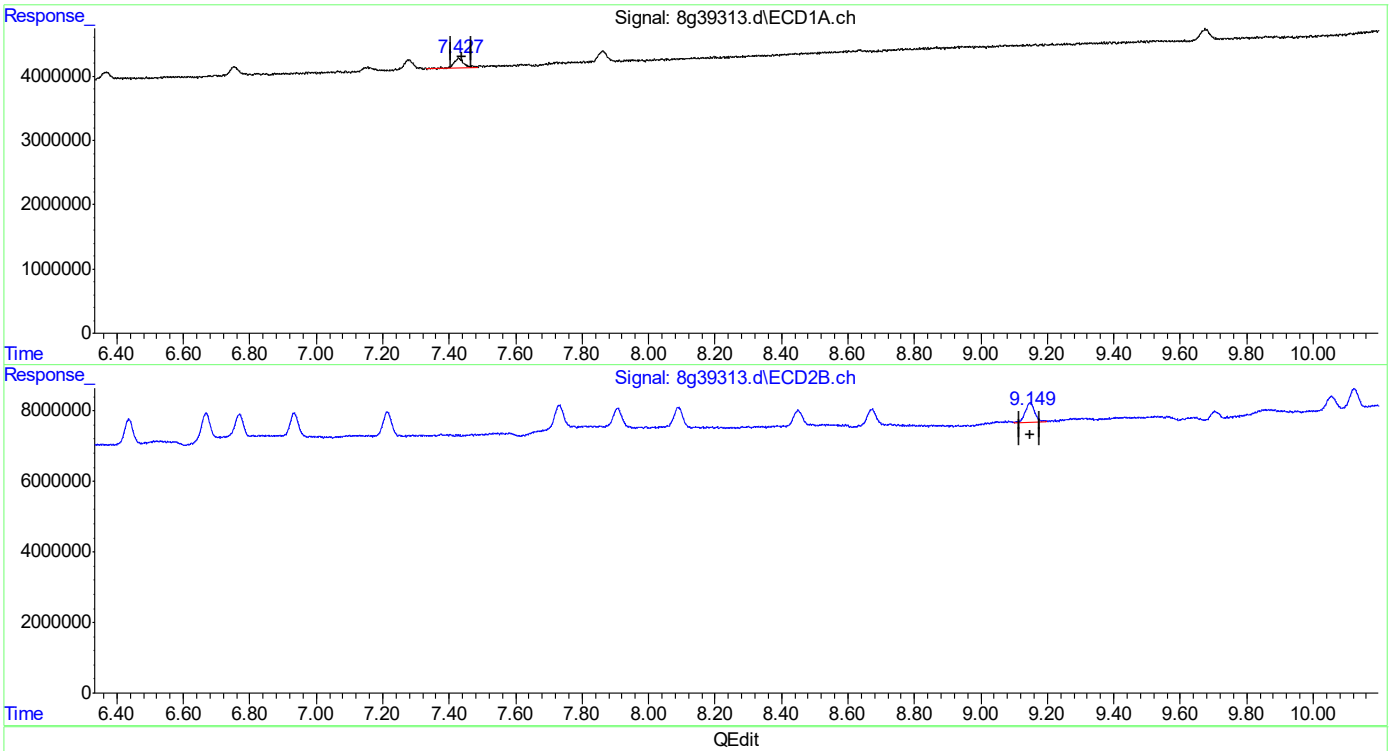

QEdit

(22) Endosulfan Sulfate (B)
7.428min 1.307PPB
response 3232729

(22) Endosulfan Sulfate #2 (B)
9.149min 1.213PPB
response 10715676

(+) = Expected Retention Time
8PST1645.M Tue Jul 13 22:43:12 2021 Page: 1

8G39313.D edits: Endosulfan Sulfate

Quantitation Report (Qedit)

Data Path : C:\msdchem\1\DATA\8G1645\
Data File : 8g39313.d
Signal(s) : Signal #1: ECD1A.ch Signal #2: ECD2B.ch
Acq On : 13 Jul 2021 2:29 am
Operator : christp
Sample : ic1645-1
Misc : op34235,g8g1645,30,,,2,1
ALS Vial : 3 Sample Multiplier: 1

Integration File signal 1: autoint1.e
Integration File signal 2: autoint2.e
Quant Time: Jul 13 22:40:10 2021
Quant Method : C:\MSDCHEM\1\METHODS\8PST1645.M
Quant Title : PEST/PCB
QLast Update : Tue Jul 13 22:19:36 2021
Response via : Initial Calibration
Integrator: ChemStation

Volume Inj. : 1ul/column
Signal #1 Phase : RTXCLP I Signal #2 Phase: RTX-CLP II
Signal #1 Info : 30mx.32mmx.32um Signal #2 Info : 30m x .32mm x .25um

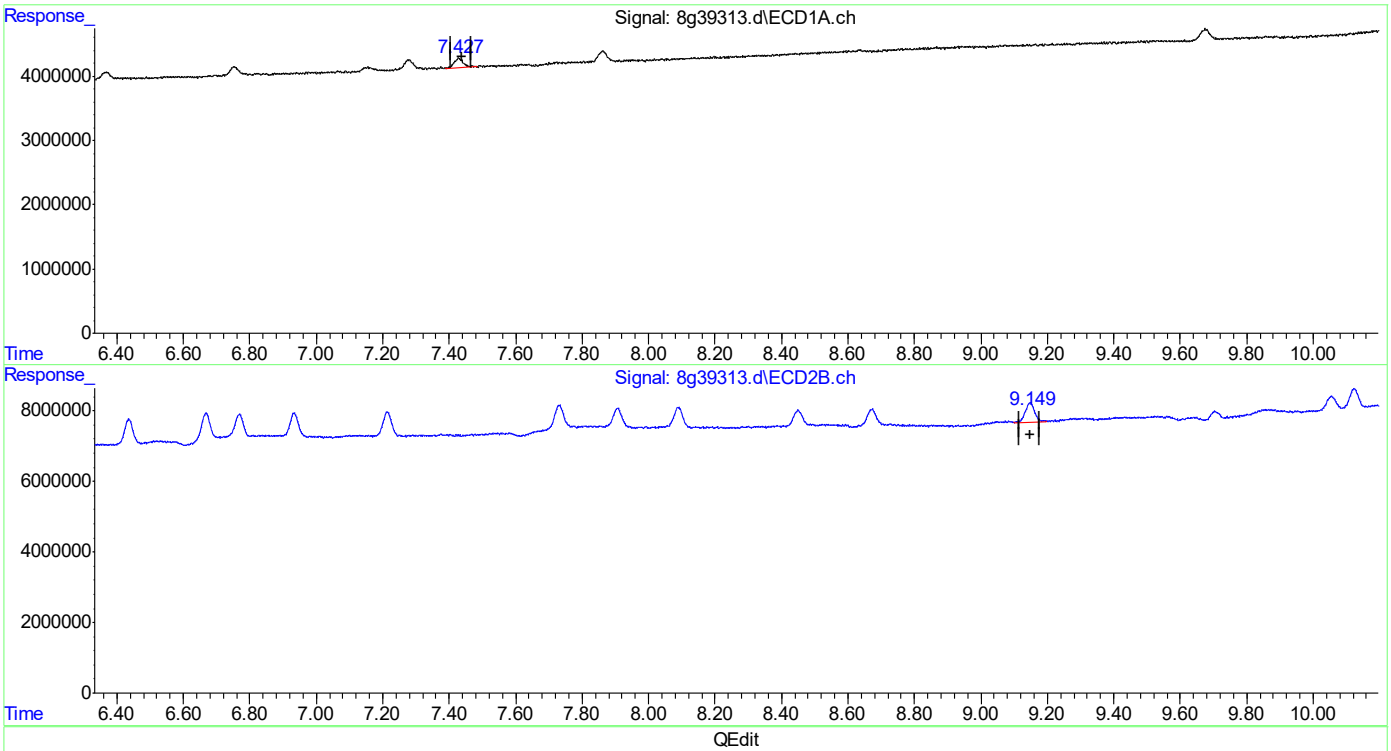

QEdit

(22) Endosulfan Sulfate (B)
7.427min 1.179PPB m
response 2917176

(22) Endosulfan Sulfate #2 (B)
9.149min 1.213PPB
response 10715676

(+) = Expected Retention Time
8PST1645.M Tue Jul 13 22:43:16 2021

Quantitation Report (Qedit)

Data Path : C:\msdchem\1\DATA\8G1645\
Data File : 8g39313.d
Signal(s) : Signal #1: ECD1A.ch Signal #2: ECD2B.ch
Acq On : 13 Jul 2021 2:29 am
Operator : christp
Sample : ic1645-1
Misc : op34235,g8g1645,30,,,2,1
ALS Vial : 3 Sample Multiplier: 1

Integration File signal 1: autoint1.e
Integration File signal 2: autoint2.e
Quant Time: Jul 13 22:40:10 2021
Quant Method : C:\MSDCHEM\1\METHODS\8PST1645.M
Quant Title : PEST/PCB
QLast Update : Tue Jul 13 22:19:36 2021
Response via : Initial Calibration
Integrator: ChemStation

Volume Inj. : 1ul/column
Signal #1 Phase : RTXCLP I Signal #2 Phase: RTX-CLP II
Signal #1 Info : 30mx.32mmx.32um Signal #2 Info : 30m x .32mm x .25um

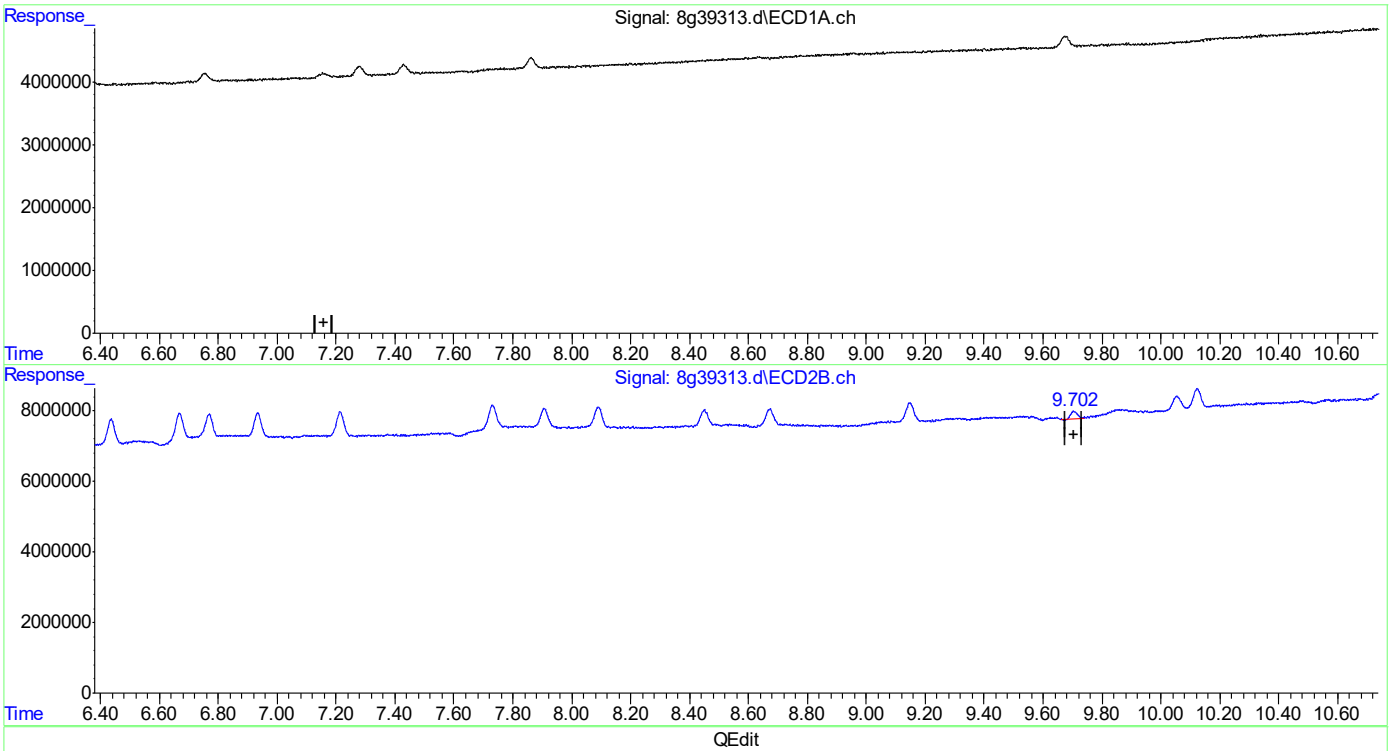

QEdit

(23) Methoxychlor (A)
0.000min 0.000PPB
response 0

(23) Methoxychlor #2 (A)
9.703min 0.674PPB
response 3126655

(+) = Expected Retention Time
8PST1645.M Tue Jul 13 22:43:19 2021 Page: 1

Quantitation Report (Qedit)

Data Path : C:\msdchem\1\DATA\8G1645\
Data File : 8g39313.d
Signal(s) : Signal #1: ECD1A.ch Signal #2: ECD2B.ch
Acq On : 13 Jul 2021 2:29 am
Operator : christp
Sample : ic1645-1
Misc : op34235,g8g1645,30,,,2,1
ALS Vial : 3 Sample Multiplier: 1

Integration File signal 1: autoint1.e
Integration File signal 2: autoint2.e
Quant Time: Jul 13 22:40:10 2021
Quant Method : C:\MSDCHEM\1\METHODS\8PST1645.M
Quant Title : PEST/PCB
QLast Update : Tue Jul 13 22:19:36 2021
Response via : Initial Calibration
Integrator: ChemStation

Volume Inj. : 1ul/column
Signal #1 Phase : RTXCLP I Signal #2 Phase: RTX-CLP II
Signal #1 Info : 30mx.32mmx.32um Signal #2 Info : 30m x .32mm x .25um

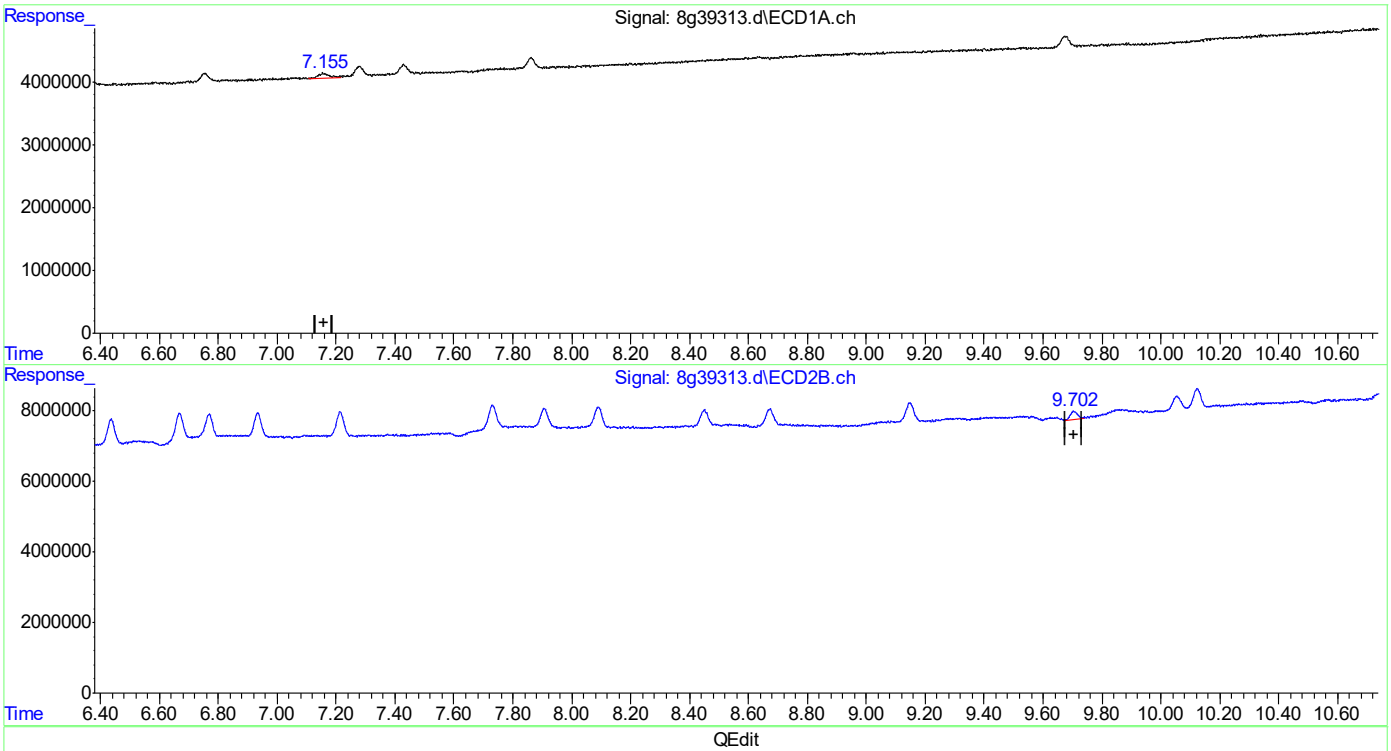

QEdit

(23) Methoxychlor (A)
7.155min 1.117PPB m
response 1789942

(23) Methoxychlor #2 (A)
9.702min 0.849PPB m
response 3936686

(+) = Expected Retention Time
8PST1645.M Tue Jul 13 22:43:31 2021 Page: 1

Manual Integrations APPROVED (compounds with "m" flag)
Gwendolyn Burns 07/15/21 12:53

Quantitation Report (QT Reviewed)

Data Path : C:\msdchem\1\DATA\8G1645\
Data File : 8g39314.d
Signal(s) : Signal #1: ECD1A.ch Signal #2: ECD2B.ch
Acq On : 13 Jul 2021 2:50 am
Operator : christp
Sample : ic1645-2
Misc : op34235,g8g1645,30,,,2,1
ALS Vial : 4 Sample Multiplier: 1

Integration File signal 1: autoint1.e
Integration File signal 2: autoint2.e
Quant Time: Jul 13 22:38:49 2021
Quant Method : C:\MSDCHEM\1\METHODS\8PST1645.M
Quant Title : PEST/PCB
QLast Update : Tue Jul 13 22:19:36 2021
Response via : Initial Calibration
Integrator: ChemStation

Volume Inj. : 1ul/column
Signal #1 Phase : RTXCLP I Signal #2 Phase: RTX-CLP II
Signal #1 Info : 30mx.32mmx.32um Signal #2 Info : 30m x .32mm x .25um

		Compound	RT#1	RT#2	Resp#1	Resp#2	PPB	PPB
		Internal Standards						
1)	I	1-bromo-2...	1.571	2.035	155.5E6	652.6E6	50.000	50.000
27)	I	1-bromo-2...	1.571	2.035	155.5E6	652.6E6	50.000	50.000
33)	I	1-bromo-2...	1.571	2.035	155.5E6	652.6E6	50.000	50.000
		System Monitoring Compounds						
2)	SAB	Tetrachlo...	2.294	3.006	6020092	20819103	2.082m	1.867
		Spiked Amount 40.000	Range 30 - 150		Recovery =		5.21%#	4.67%#
26)	SA	Decachlor...	9.682	12.206	7620139	20759183	2.265	2.059
		Spiked Amount 40.000			Recovery =		5.66%	5.15%
		Target Compounds						
3)		hexachlor...	2.663	3.573	10020775	32088480	2.515m	2.067
4)	A	alpha-BHC	2.812	3.741	6972333	30415033	1.985m	1.866
5)	MA	gamma-BHC	3.123	4.206	6662624	27481164	1.932	1.813
6)	MA	Heptachlor	3.630	4.813	6866742	27648755	1.957m	1.815
7)	B	beta-BHC	3.209	4.299	3785968	12982533	2.044m	1.970m
8)	B	delta-BHC	3.395	4.719	5654660	27403079	1.969m	2.203
9)	MB	Aldrin	3.965	5.287	5785110	25018740	1.804	1.790
11)	B	Heptachlo...	4.678	6.144	6832725	24821436	2.157	1.846
12)	B	gamma-Chl...	4.844	6.439	6264536	26661318	1.902m	1.999
13)	B	alpha-Chl...	5.011	6.669	6496844	25400057	1.965m	1.950
14)	A	Endosulfan I	5.183	6.770	7681524	22265522	2.485m	1.792 #
15)	B	4,4'-DDE	5.136	6.934	6259771	22659043	1.957	1.758
16)	MA	Dieldrin	5.507	7.215	5838293	22720517	1.876	1.736
17)	MA	Endrin	5.824	7.732	5909154	23730961	2.082	1.979
18)	A	4,4'-DDD	5.963	7.909	4199307	17899223	1.649m	1.785
19)	B	Endosulfa...	6.144	8.091	5702600	21432994	2.015	1.953
20)	MA	4,4'-DDT	6.376	8.452	5203389	17019620	2.054	1.757
21)	B	Endrin Al...	6.765	8.674	5637115	16501355	2.330	1.942
22)	B	Endosulfa...	7.439	9.150	6211917	18383487	2.460	1.985
23)	A	Methoxychlor	7.162	9.705	3780723	9984091	2.312	2.053m
24)		Mirex	7.288	10.056	6405359	16583225	2.093	1.815m
25)	B	Endrin Ke...	7.871	10.125	6083724	27947792	2.101	2.926m#
		SemiQuant Compounds - Not Calibrated on this Instrument						

(f)=RT Delta > 1/2 Window (#)=Amounts differ by > 25% (m)=manual int.

Quantitation Report (QT Reviewed)

Data Path : C:\msdchem\1\DATA\8G1645\
Data File : 8g39314.d
Signal(s) : Signal #1: ECD1A.ch Signal #2: ECD2B.ch
Acq On : 13 Jul 2021 2:50 am
Operator : christp
Sample : ic1645-2
Misc : op34235,g8g1645,30,,,2,1
ALS Vial : 4 Sample Multiplier: 1

Integration File signal 1: autoint1.e
Integration File signal 2: autoint2.e
Quant Time: Jul 13 22:38:49 2021
Quant Method : C:\MSDCHEM\1\METHODS\8PST1645.M
Quant Title : PEST/PCB
QLast Update : Tue Jul 13 22:19:36 2021
Response via : Initial Calibration
Integrator: ChemStation

Volume Inj. : 1ul/column
Signal #1 Phase : RTXCLP I Signal #2 Phase: RTX-CLP II
Signal #1 Info : 30mx.32mmx.32um Signal #2 Info : 30m x .32mm x .25um

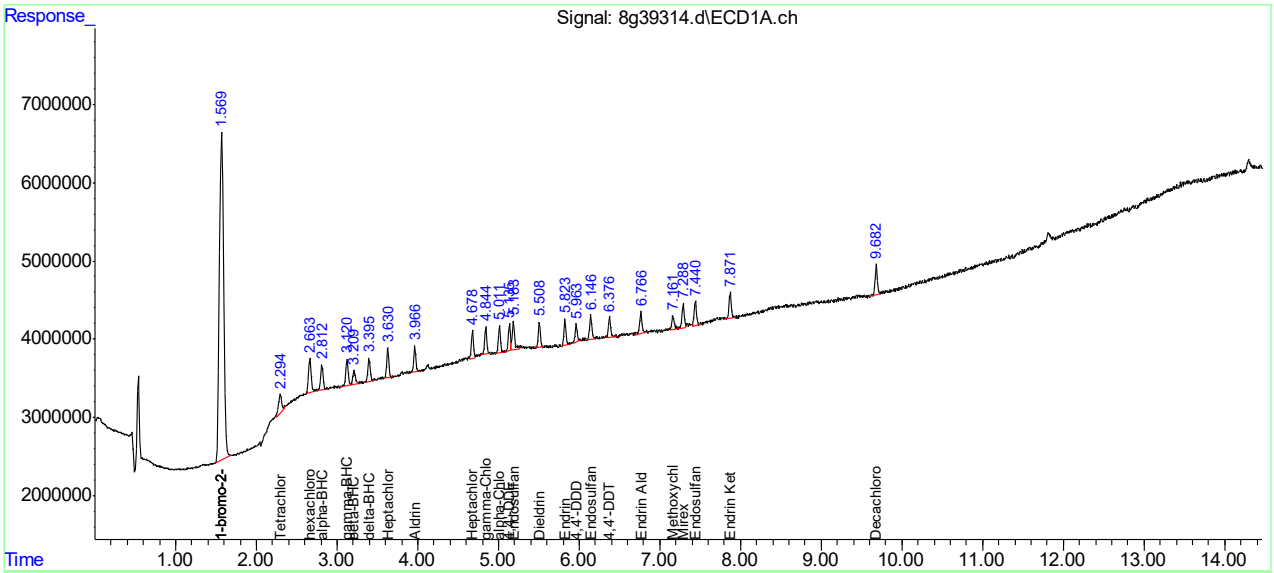

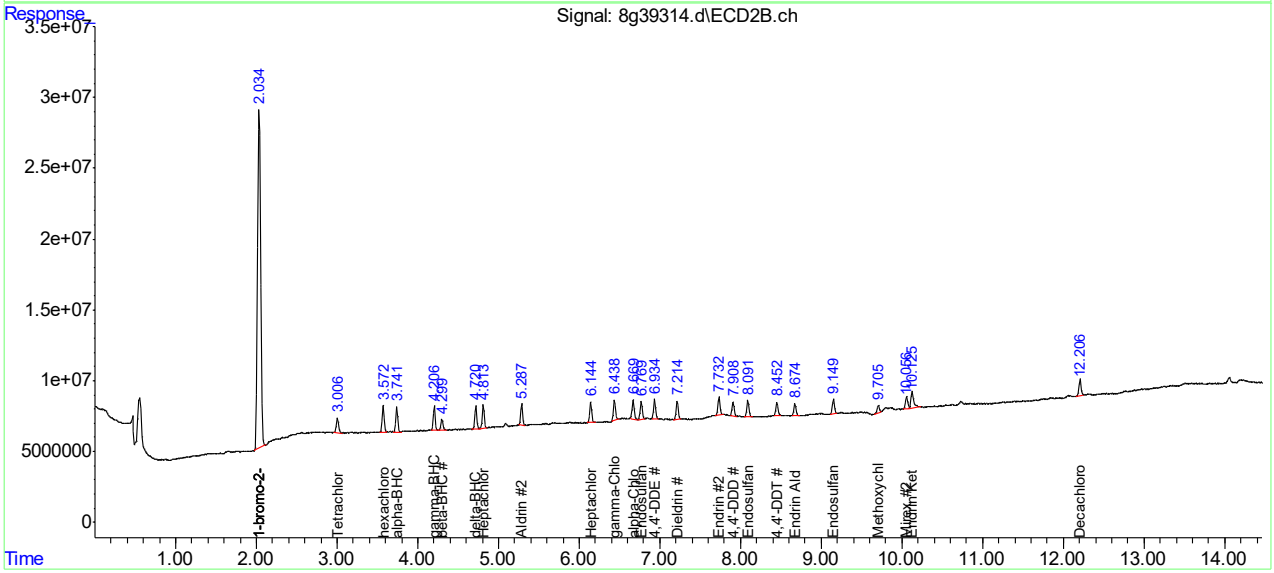

JD30019

11.6.19 11

Manual Integration Approval Summary

Sample Number: G8G1645-IC1645
Lab FileID: 8G39314.D
Injection Time: 07/13/21 02:50
Method: SW846 8081B
Analyst approved: 07/13/21 23:22 Rebecca Krug
Supervisor approved: 07/15/21 12:53 Gwendolyn Burns

Parameter	CAS	Sig#	R.T. (min.)	Reason
Tetrachloro-m-xylene	877-09-8	1	2.29	Poorly defined baseline
Hexachlorobenzene	118-74-1	1	2.66	Poorly defined baseline
alpha-BHC	319-84-6	1	2.81	Poorly defined baseline
beta-BHC	319-85-7	1	3.21	Poorly defined baseline
delta-BHC	319-86-8	1	3.40	Poorly defined baseline
Heptachlor	76-44-8	1	3.63	Poorly defined baseline
beta-BHC	319-85-7	2	4.30	Poorly defined baseline
gamma-Chlordane	5103-74-2	1	4.84	Poorly defined baseline
alpha-Chlordane	5103-71-9	1	5.01	Poorly defined baseline
Endosulfan-I	959-98-8	1	5.18	Poorly defined baseline
4,4'-DDD	72-54-8	1	5.96	Poorly defined baseline
Methoxychlor	72-43-5	2	9.70	Poorly defined baseline
Mirex	2385-85-5	2	10.06	Poorly defined baseline
Endrin ketone	53494-70-5	2	10.12	Poorly defined baseline

Quantitation Report (Qedit)

Data Path : C:\msdchem\1\DATA\8G1645\
Data File : 8g39314.d
Signal(s) : Signal #1: ECD1A.ch Signal #2: ECD2B.ch
Acq On : 13 Jul 2021 2:50 am
Operator : christp
Sample : ic1645-2
Misc : op34235,g8g1645,30,,,2,1
ALS Vial : 4 Sample Multiplier: 1

Integration File signal 1: autoint1.e
Integration File signal 2: autoint2.e
Quant Time: Jul 13 22:36:03 2021
Quant Method : C:\MSDCHEM\1\METHODS\8PST1645.M
Quant Title : PEST/PCB
QLast Update : Tue Jul 13 22:19:36 2021
Response via : Initial Calibration
Integrator: ChemStation

Volume Inj. : 1ul/column
Signal #1 Phase : RTXCLP I Signal #2 Phase: RTX-CLP II
Signal #1 Info : 30mx.32mmx.32um Signal #2 Info : 30m x .32mm x .25um

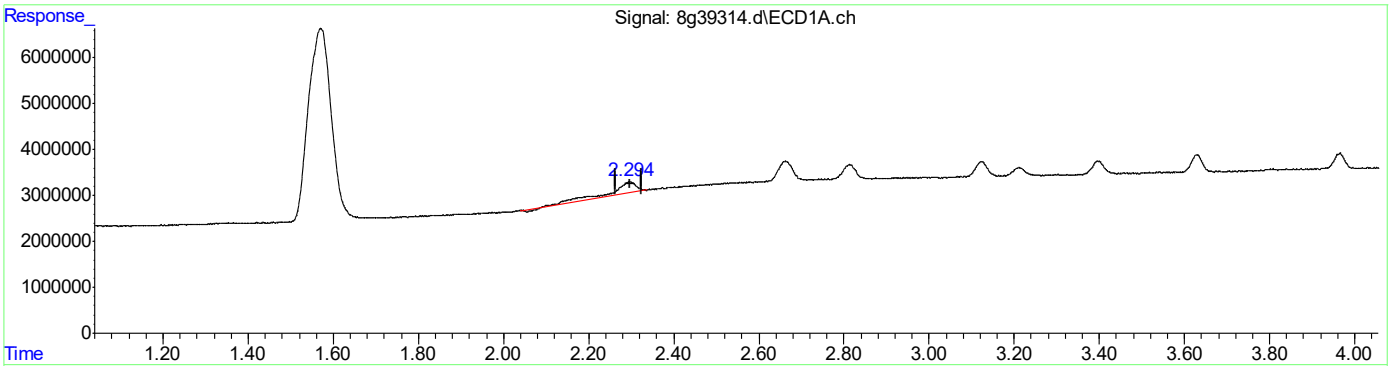

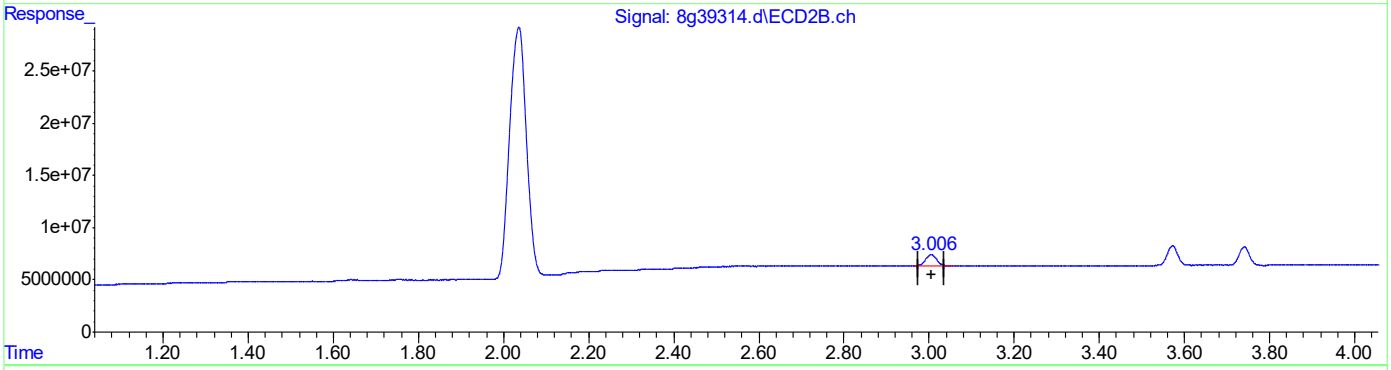

QEdit

(2) Tetrachloro-m-xylene (SAB)
2.295min 3.395PPB
response 9817979

(2) Tetrachloro-m-xylene #2 (SAB)
3.006min 1.867PPB
response 20819103

(+) = Expected Retention Time
8PST1645.M Tue Jul 13 22:36:14 2021 Page: 1

Quantitation Report (Qedit)

Data Path : C:\msdchem\1\DATA\8G1645\
Data File : 8g39314.d
Signal(s) : Signal #1: ECD1A.ch Signal #2: ECD2B.ch
Acq On : 13 Jul 2021 2:50 am
Operator : christp
Sample : ic1645-2
Misc : op34235,g8g1645,30,,,2,1
ALS Vial : 4 Sample Multiplier: 1

Integration File signal 1: autoint1.e
Integration File signal 2: autoint2.e
Quant Time: Jul 13 22:36:03 2021
Quant Method : C:\MSDCHEM\1\METHODS\8PST1645.M
Quant Title : PEST/PCB
QLast Update : Tue Jul 13 22:19:36 2021
Response via : Initial Calibration
Integrator: ChemStation

Volume Inj. : 1ul/column
Signal #1 Phase : RTXCLP I Signal #2 Phase: RTX-CLP II
Signal #1 Info : 30mx.32mmx.32um Signal #2 Info : 30m x .32mm x .25um

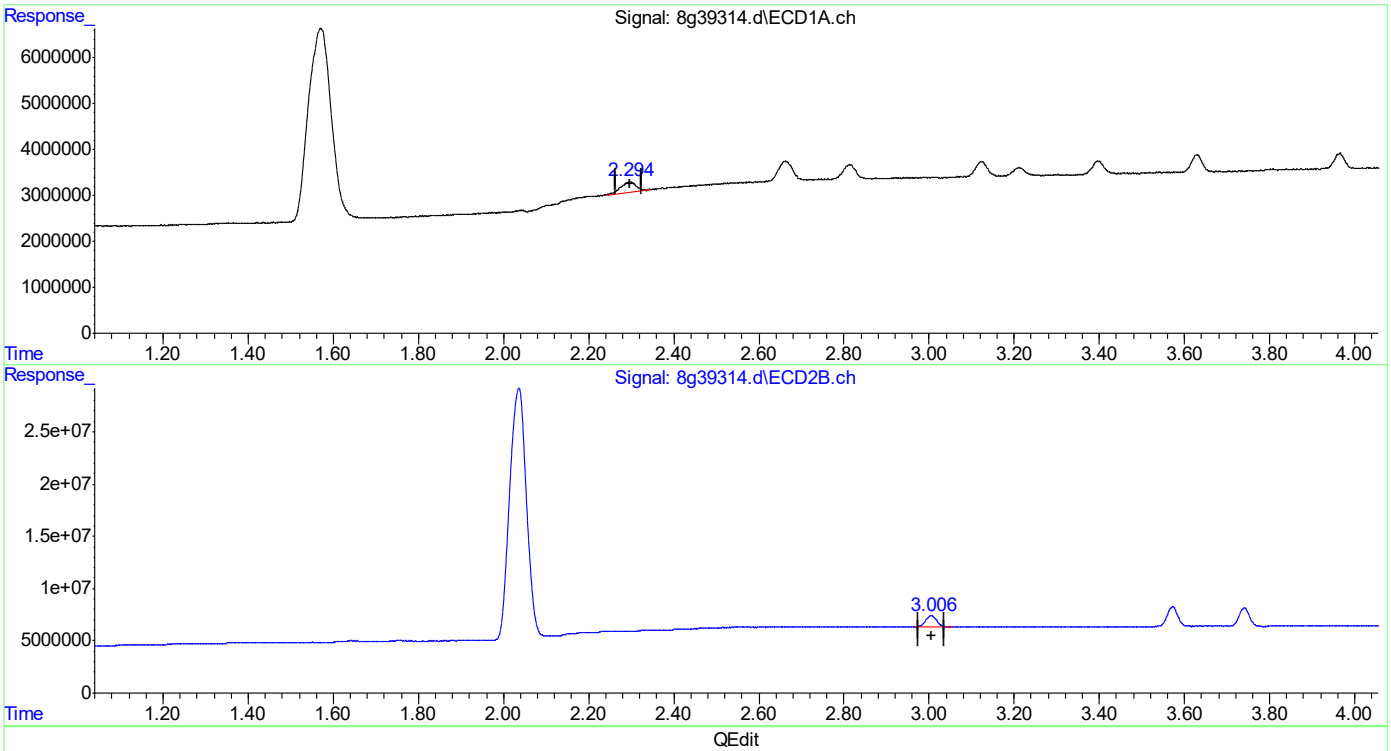

QEdit

(2) Tetrachloro-m-xylene (SAB)
2.294min 2.082PPB m
response 6020092

(2) Tetrachloro-m-xylene #2 (SAB)
3.006min 1.867PPB
response 20819103

(+) = Expected Retention Time
8PST1645.M Tue Jul 13 22:36:24 2021 Page: 1

11.6.19.3
11

Quantitation Report (Qedit)

Data Path : C:\msdchem\1\DATA\8G1645\
Data File : 8g39314.d
Signal(s) : Signal #1: ECD1A.ch Signal #2: ECD2B.ch
Acq On : 13 Jul 2021 2:50 am
Operator : christp
Sample : ic1645-2
Misc : op34235,g8g1645,30,,,2,1
ALS Vial : 4 Sample Multiplier: 1

Integration File signal 1: autoint1.e
Integration File signal 2: autoint2.e
Quant Time: Jul 13 22:36:03 2021
Quant Method : C:\MSDCHEM\1\METHODS\8PST1645.M
Quant Title : PEST/PCB
QLast Update : Tue Jul 13 22:19:36 2021
Response via : Initial Calibration
Integrator: ChemStation

Volume Inj. : 1ul/column
Signal #1 Phase : RTXCLP I Signal #2 Phase: RTX-CLP II
Signal #1 Info : 30mx.32mmx.32um Signal #2 Info : 30m x .32mm x .25um

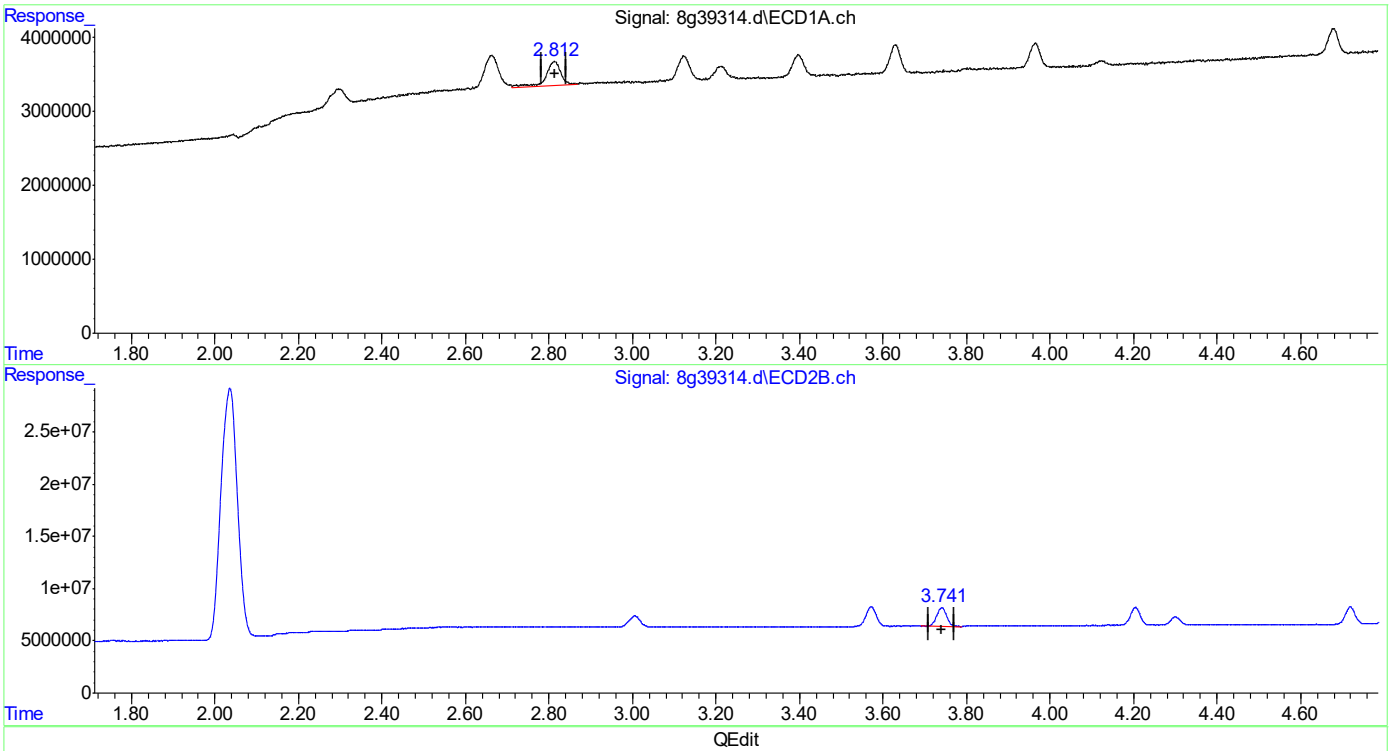

QEdit

(4) alpha-BHC (A)
2.812min 2.278PPB
response 7999895

(4) alpha-BHC #2 (A)
3.741min 1.866PPB
response 30415033

(+) = Expected Retention Time
8PST1645.M Tue Jul 13 22:36:31 2021 Page: 1

Quantitation Report (Qedit)

Data Path : C:\msdchem\1\DATA\8G1645\
Data File : 8g39314.d
Signal(s) : Signal #1: ECD1A.ch Signal #2: ECD2B.ch
Acq On : 13 Jul 2021 2:50 am
Operator : christp
Sample : ic1645-2
Misc : op34235,g8g1645,30,,,2,1
ALS Vial : 4 Sample Multiplier: 1

Integration File signal 1: autoint1.e
Integration File signal 2: autoint2.e
Quant Time: Jul 13 22:36:03 2021
Quant Method : C:\MSDCHEM\1\METHODS\8PST1645.M
Quant Title : PEST/PCB
QLast Update : Tue Jul 13 22:19:36 2021
Response via : Initial Calibration
Integrator: ChemStation

Volume Inj. : 1ul/column
Signal #1 Phase : RTXCLP I Signal #2 Phase: RTX-CLP II
Signal #1 Info : 30mx.32mmx.32um Signal #2 Info : 30m x .32mm x .25um

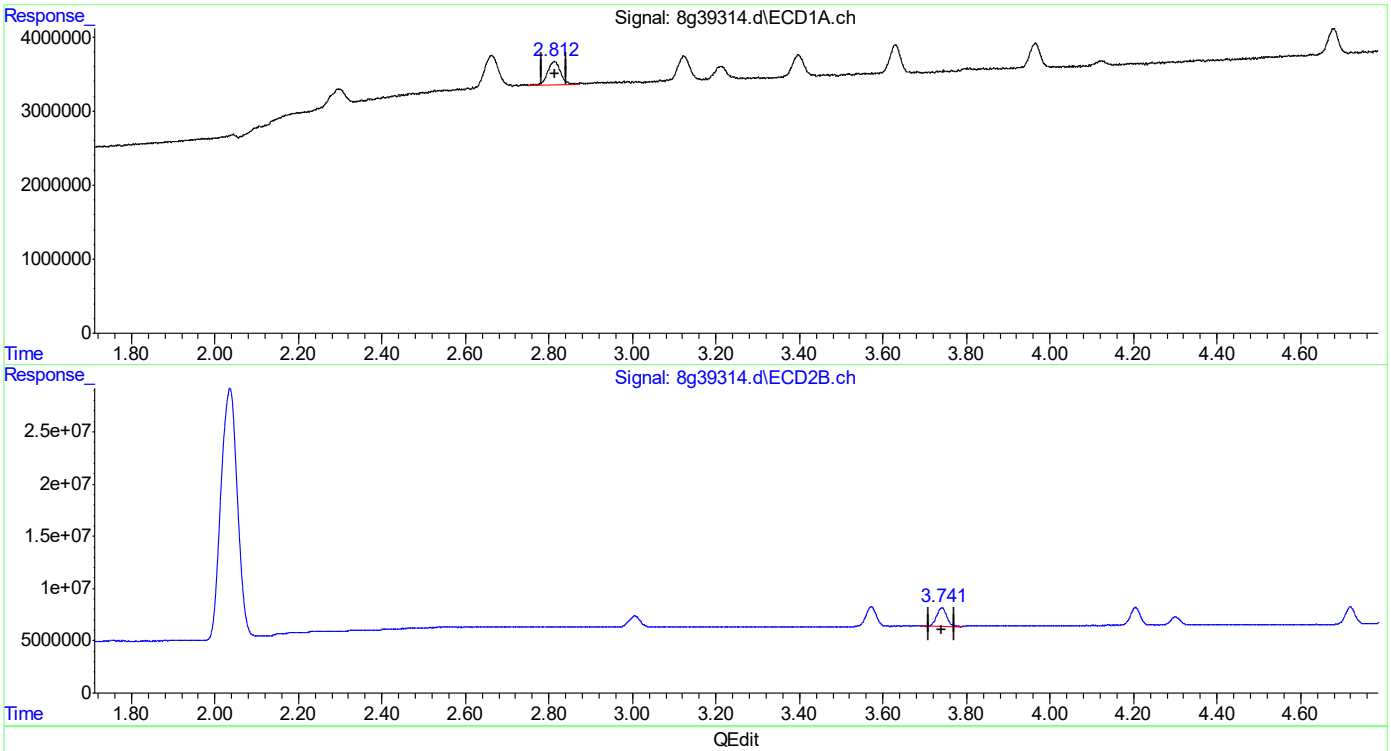

QEdit

(4) alpha-BHC (A)
2.812min 1.985PPB m
response 6972333

(4) alpha-BHC #2 (A)
3.741min 1.866PPB
response 30415033

(+) = Expected Retention Time

11.6.19.5
11

Quantitation Report (Qedit)

Data Path : C:\msdchem\1\DATA\8G1645\
Data File : 8g39314.d
Signal(s) : Signal #1: ECD1A.ch Signal #2: ECD2B.ch
Acq On : 13 Jul 2021 2:50 am
Operator : christp
Sample : ic1645-2
Misc : op34235,g8g1645,30,,,2,1
ALS Vial : 4 Sample Multiplier: 1

Integration File signal 1: autoint1.e
Integration File signal 2: autoint2.e
Quant Time: Jul 13 22:36:03 2021
Quant Method : C:\MSDCHEM\1\METHODS\8PST1645.M
Quant Title : PEST/PCB
QLast Update : Tue Jul 13 22:19:36 2021
Response via : Initial Calibration
Integrator: ChemStation

Volume Inj. : 1ul/column
Signal #1 Phase : RTXCLP I Signal #2 Phase: RTX-CLP II
Signal #1 Info : 30mx.32mmx.32um Signal #2 Info : 30m x .32mm x .25um

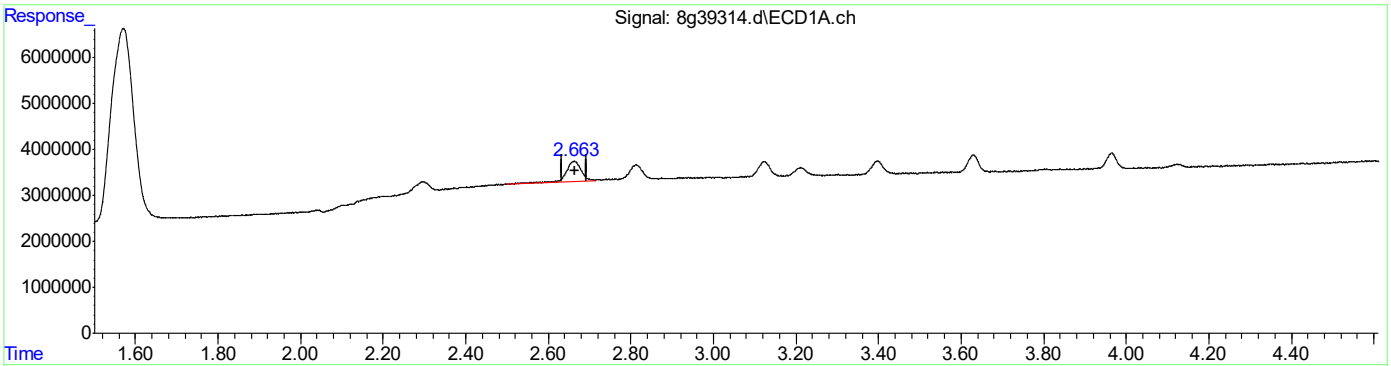

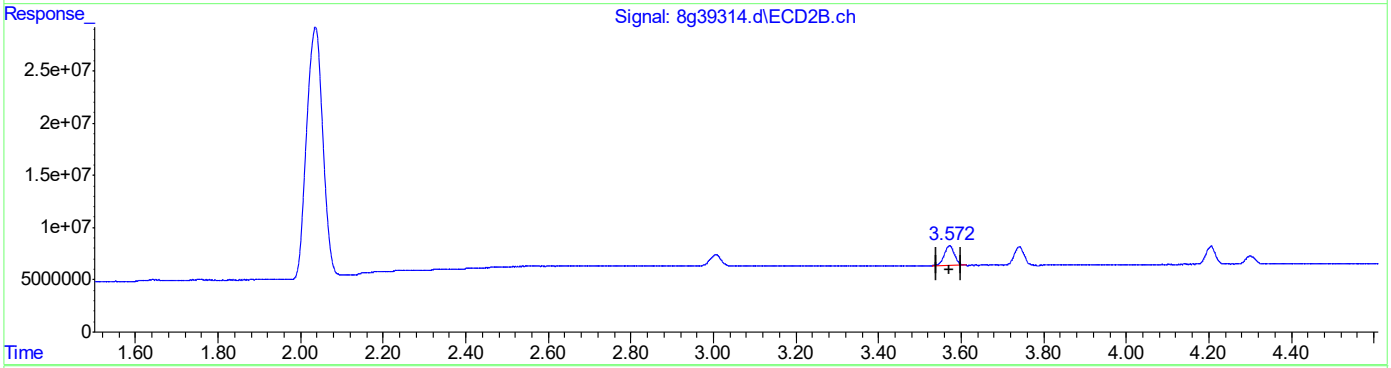

QEdit

(3) hexachlorobenzene
2.662min 2.977PPB
response 11864275

(3) hexachlorobenzene #2
3.573min 2.067PPB
response 32088480

(+) = Expected Retention Time

Quantitation Report (Qedit)

Data Path : C:\msdchem\1\DATA\8G1645\
Data File : 8g39314.d
Signal(s) : Signal #1: ECD1A.ch Signal #2: ECD2B.ch
Acq On : 13 Jul 2021 2:50 am
Operator : christp
Sample : ic1645-2
Misc : op34235,g8g1645,30,,,2,1
ALS Vial : 4 Sample Multiplier: 1

Integration File signal 1: autoint1.e
Integration File signal 2: autoint2.e
Quant Time: Jul 13 22:36:03 2021
Quant Method : C:\MSDCHEM\1\METHODS\8PST1645.M
Quant Title : PEST/PCB
QLast Update : Tue Jul 13 22:19:36 2021
Response via : Initial Calibration
Integrator: ChemStation

Volume Inj. : 1ul/column
Signal #1 Phase : RTXCLP I Signal #2 Phase: RTX-CLP II
Signal #1 Info : 30mx.32mmx.32um Signal #2 Info : 30m x .32mm x .25um

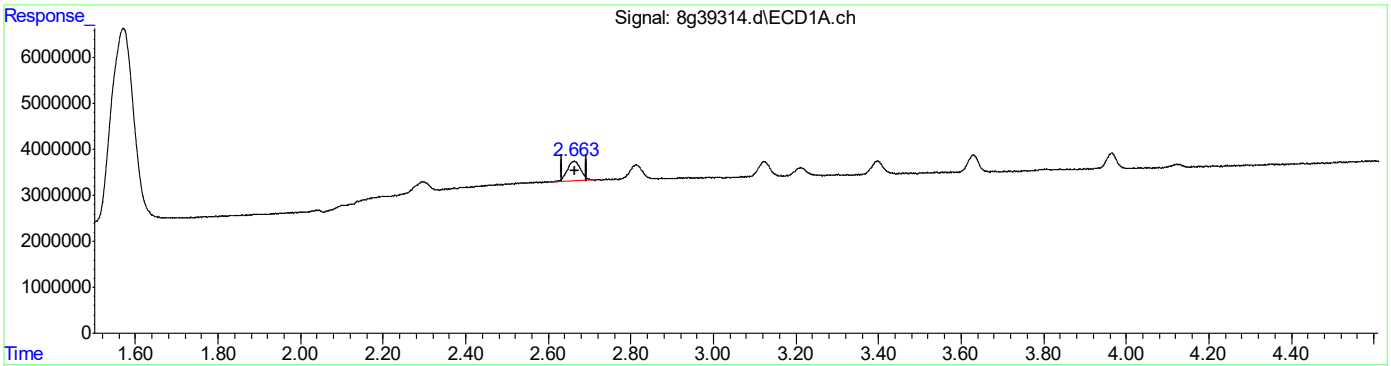

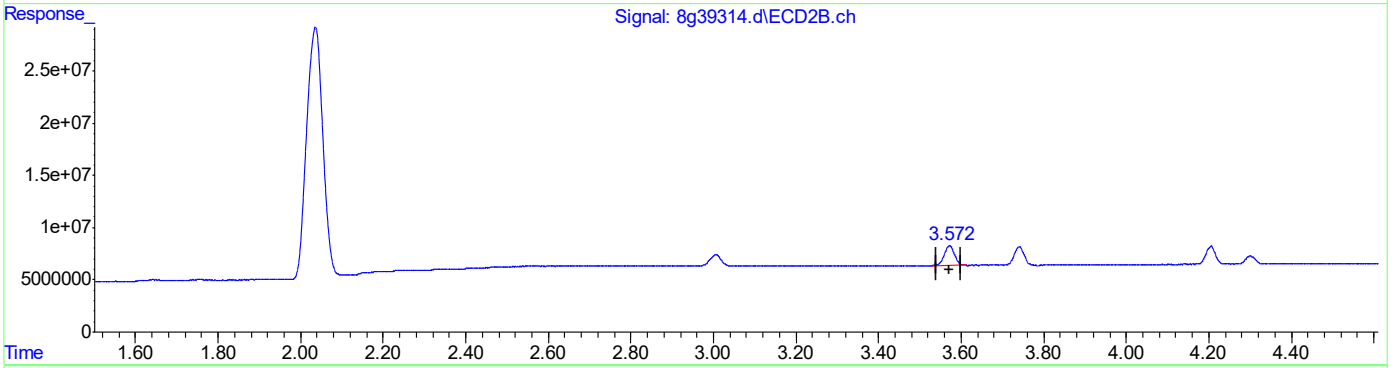

QEdit

(3) hexachlorobenzene
2.663min 2.515PPB m
response 10020775

(3) hexachlorobenzene #2
3.573min 2.067PPB
response 32088480

(+) = Expected Retention Time
8PST1645.M Tue Jul 13 22:36:43 2021 Page: 1

Quantitation Report (Qedit)

Data Path : C:\msdchem\1\DATA\8G1645\
Data File : 8g39314.d
Signal(s) : Signal #1: ECD1A.ch Signal #2: ECD2B.ch
Acq On : 13 Jul 2021 2:50 am
Operator : christp
Sample : ic1645-2
Misc : op34235,g8g1645,30,,,2,1
ALS Vial : 4 Sample Multiplier: 1

Integration File signal 1: autoint1.e
Integration File signal 2: autoint2.e
Quant Time: Jul 13 22:36:03 2021
Quant Method : C:\MSDCHEM\1\METHODS\8PST1645.M
Quant Title : PEST/PCB
QLast Update : Tue Jul 13 22:19:36 2021
Response via : Initial Calibration
Integrator: ChemStation

Volume Inj. : 1ul/column
Signal #1 Phase : RTXCLP I Signal #2 Phase: RTX-CLP II
Signal #1 Info : 30mx.32mmx.32um Signal #2 Info : 30m x .32mm x .25um

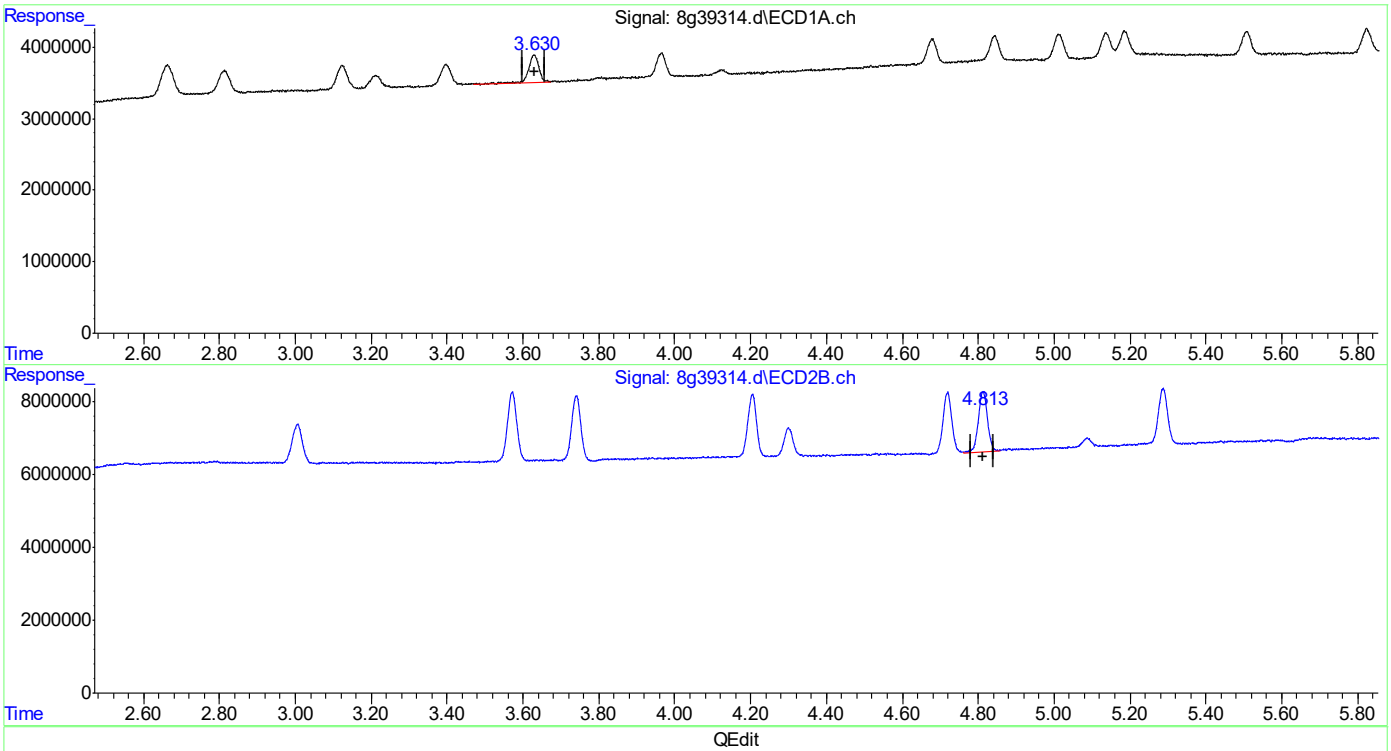

QEdit

(6) Heptachlor (MA)
3.630min 2.037PPB
response 7148235

(6) Heptachlor #2 (MA)
4.813min 1.815PPB
response 27648755

(+) = Expected Retention Time
8PST1645.M Tue Jul 13 22:36:48 2021 Page: 1

Quantitation Report (Qedit)

Data Path : C:\msdchem\1\DATA\8G1645\
Data File : 8g39314.d
Signal(s) : Signal #1: ECD1A.ch Signal #2: ECD2B.ch
Acq On : 13 Jul 2021 2:50 am
Operator : christp
Sample : ic1645-2
Misc : op34235,g8g1645,30,,,2,1
ALS Vial : 4 Sample Multiplier: 1

Integration File signal 1: autoint1.e
Integration File signal 2: autoint2.e
Quant Time: Jul 13 22:36:03 2021
Quant Method : C:\MSDCHEM\1\METHODS\8PST1645.M
Quant Title : PEST/PCB
QLast Update : Tue Jul 13 22:19:36 2021
Response via : Initial Calibration
Integrator: ChemStation

Volume Inj. : 1ul/column
Signal #1 Phase : RTXCLP I Signal #2 Phase: RTX-CLP II
Signal #1 Info : 30mx.32mmx.32um Signal #2 Info : 30m x .32mm x .25um

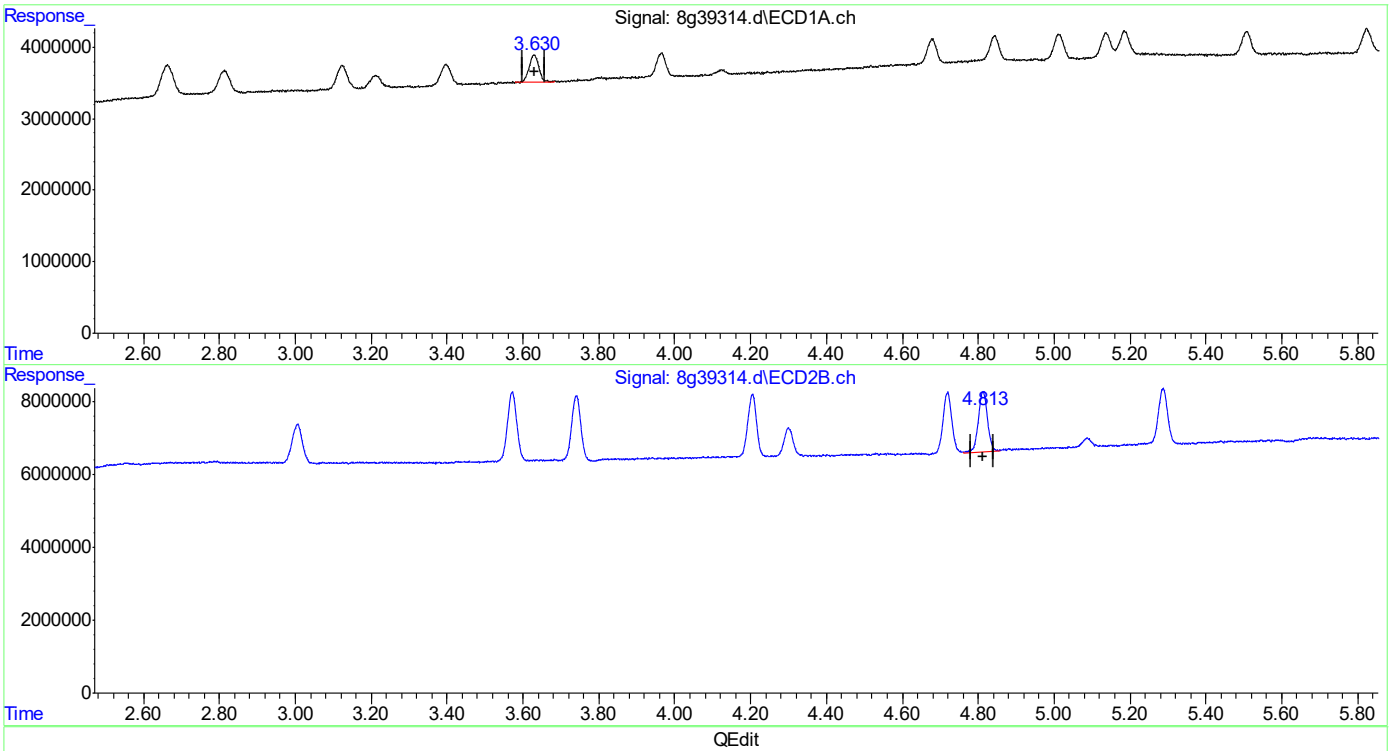

QEdit

(6) Heptachlor (MA)
3.630min 1.957PPB m
response 6866742

(6) Heptachlor #2 (MA)
4.813min 1.815PPB
response 27648755

(+) = Expected Retention Time
8PST1645.M Tue Jul 13 22:36:53 2021 Page: 1

11.6.19.9 11

Quantitation Report (Qedit)

Data Path : C:\msdchem\1\DATA\8G1645\
Data File : 8g39314.d
Signal(s) : Signal #1: ECD1A.ch Signal #2: ECD2B.ch
Acq On : 13 Jul 2021 2:50 am
Operator : christp
Sample : ic1645-2
Misc : op34235,g8g1645,30,,,2,1
ALS Vial : 4 Sample Multiplier: 1

Integration File signal 1: autoint1.e
Integration File signal 2: autoint2.e
Quant Time: Jul 13 22:36:03 2021
Quant Method : C:\MSDCHEM\1\METHODS\8PST1645.M
Quant Title : PEST/PCB
QLast Update : Tue Jul 13 22:19:36 2021
Response via : Initial Calibration
Integrator: ChemStation

Volume Inj. : 1ul/column
Signal #1 Phase : RTXCLP I Signal #2 Phase: RTX-CLP II
Signal #1 Info : 30mx.32mmx.32um Signal #2 Info : 30m x .32mm x .25um

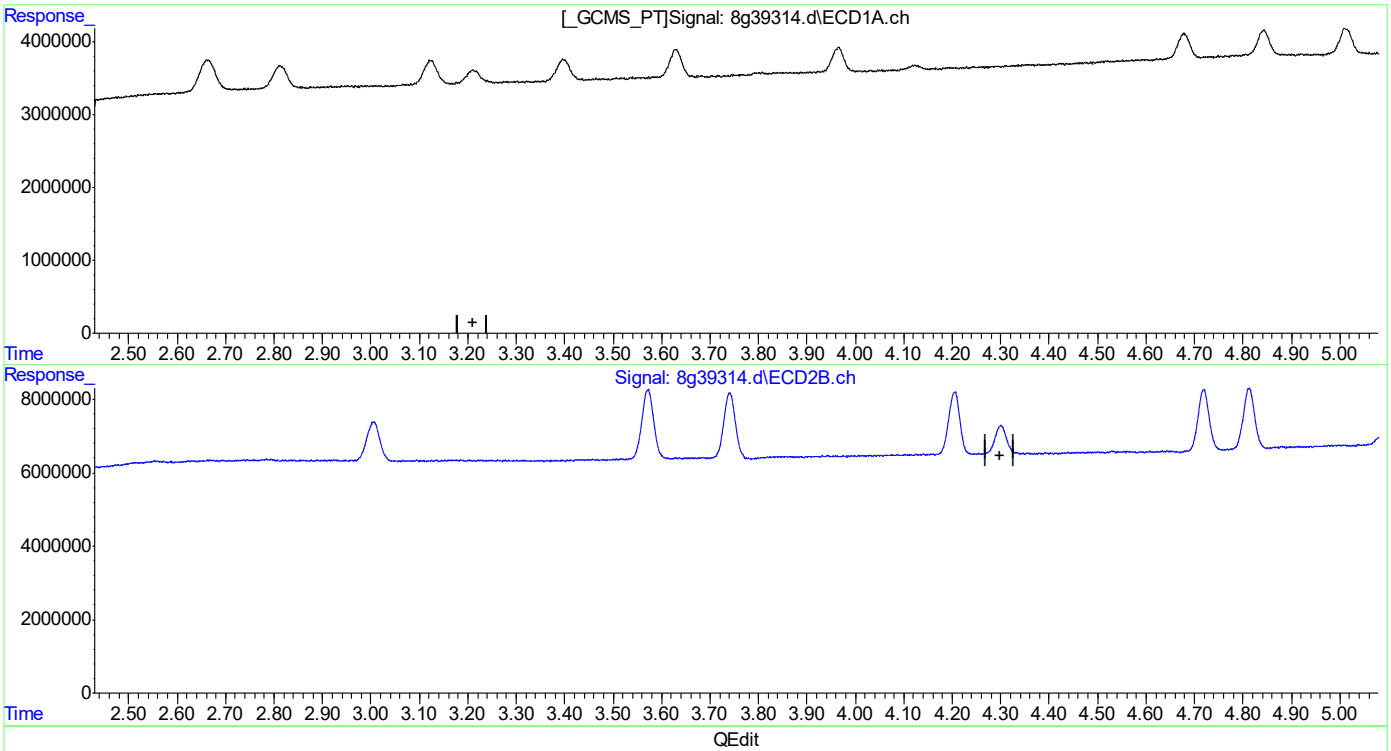

QEdit

(7) beta-BHC (B)
0.000min 0.000PPB
response 0

(7) beta-BHC #2 (B)
0.000min 0.000PPB
response 0

(+) = Expected Retention Time
8PST1645.M Tue Jul 13 22:36:56 2021 Page: 1

Quantitation Report (Qedit)

Data Path : C:\msdchem\1\DATA\8G1645\
Data File : 8g39314.d
Signal(s) : Signal #1: ECD1A.ch Signal #2: ECD2B.ch
Acq On : 13 Jul 2021 2:50 am
Operator : christp
Sample : ic1645-2
Misc : op34235,g8g1645,30,,,2,1
ALS Vial : 4 Sample Multiplier: 1

Integration File signal 1: autoint1.e
Integration File signal 2: autoint2.e
Quant Time: Jul 13 22:36:03 2021
Quant Method : C:\MSDCHEM\1\METHODS\8PST1645.M
Quant Title : PEST/PCB
QLast Update : Tue Jul 13 22:19:36 2021
Response via : Initial Calibration
Integrator: ChemStation

Volume Inj. : 1ul/column
Signal #1 Phase : RTXCLP I Signal #2 Phase: RTX-CLP II
Signal #1 Info : 30mx.32mmx.32um Signal #2 Info : 30m x .32mm x .25um

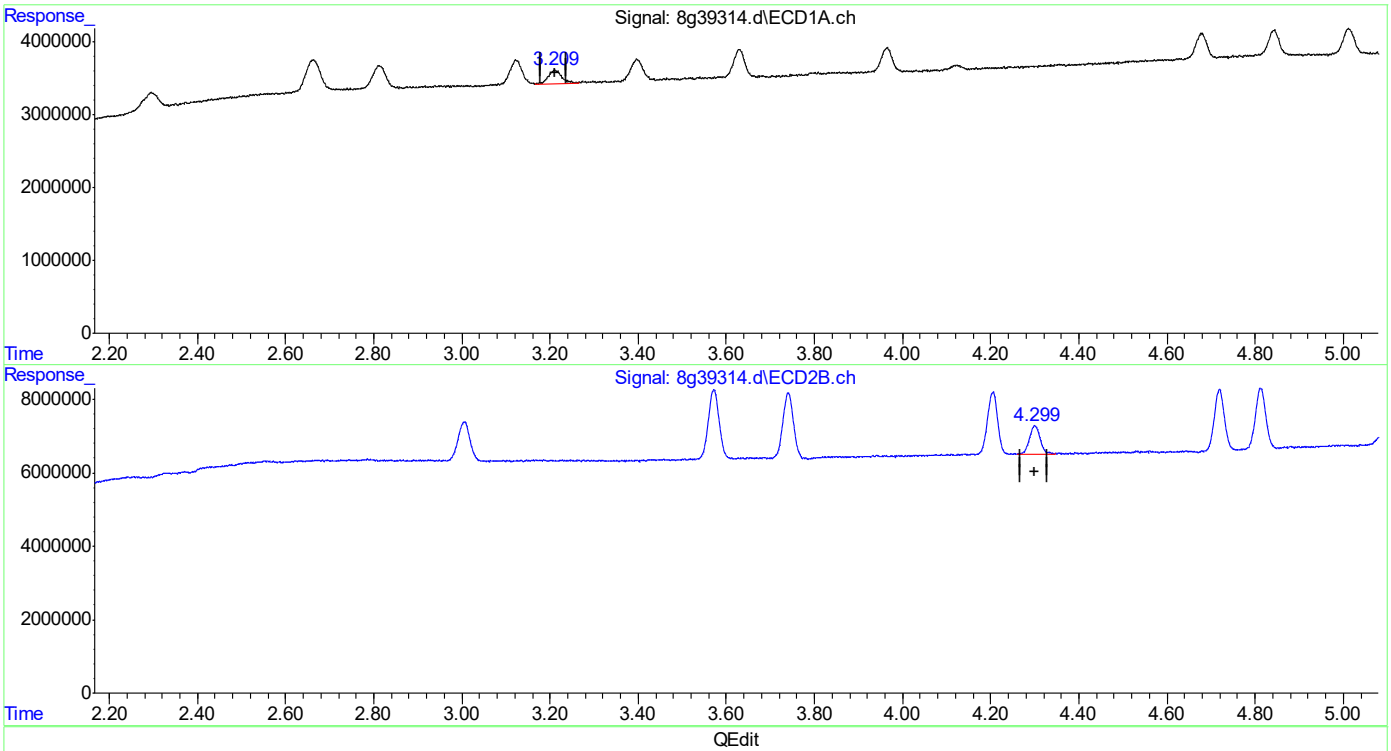

QEdit

(7) beta-BHC (B)
3.209min 2.044PPB m
response 3785968

(7) beta-BHC #2 (B)
4.299min 1.970PPB m
response 12982533

(+) = Expected Retention Time

Quantitation Report (Qedit)

Data Path : C:\msdchem\1\DATA\8G1645\
Data File : 8g39314.d
Signal(s) : Signal #1: ECD1A.ch Signal #2: ECD2B.ch
Acq On : 13 Jul 2021 2:50 am
Operator : christp
Sample : ic1645-2
Misc : op34235,g8g1645,30,,,2,1
ALS Vial : 4 Sample Multiplier: 1

Integration File signal 1: autoint1.e
Integration File signal 2: autoint2.e
Quant Time: Jul 13 22:36:03 2021
Quant Method : C:\MSDCHEM\1\METHODS\8PST1645.M
Quant Title : PEST/PCB
QLast Update : Tue Jul 13 22:19:36 2021
Response via : Initial Calibration
Integrator: ChemStation

Volume Inj. : 1ul/column
Signal #1 Phase : RTXCLP I Signal #2 Phase: RTX-CLP II
Signal #1 Info : 30mx.32mmx.32um Signal #2 Info : 30m x .32mm x .25um

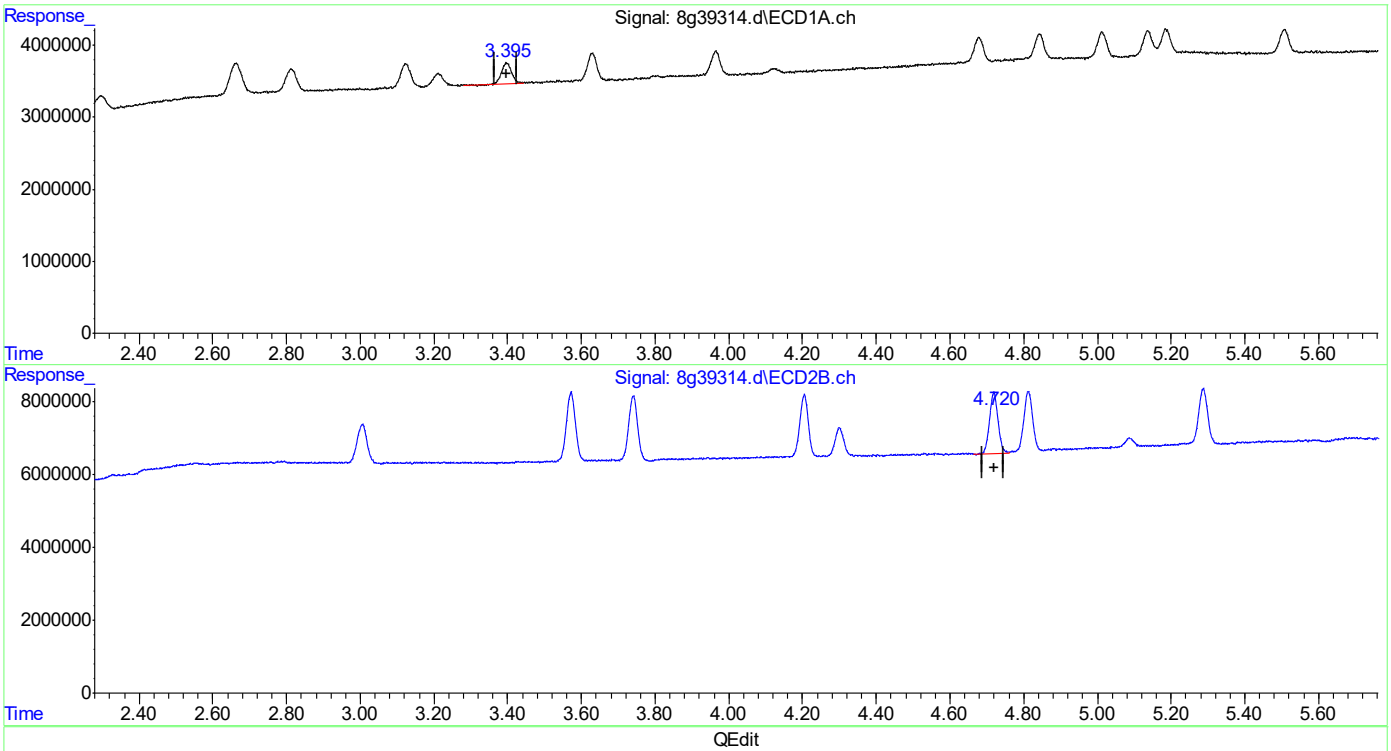

QEdit

(8) delta-BHC (B)
3.396min 1.837PPB
response 5273586

(8) delta-BHC #2 (B)
4.719min 2.203PPB
response 27403079

(+) = Expected Retention Time
8PST1645.M Tue Jul 13 22:37:14 2021 Page: 1

11.6.19.12
11

Quantitation Report (Qedit)

Data Path : C:\msdchem\1\DATA\8G1645\
Data File : 8g39314.d
Signal(s) : Signal #1: ECD1A.ch Signal #2: ECD2B.ch
Acq On : 13 Jul 2021 2:50 am
Operator : christp
Sample : ic1645-2
Misc : op34235,g8g1645,30,,,2,1
ALS Vial : 4 Sample Multiplier: 1

Integration File signal 1: autoint1.e
Integration File signal 2: autoint2.e
Quant Time: Jul 13 22:36:03 2021
Quant Method : C:\MSDCHEM\1\METHODS\8PST1645.M
Quant Title : PEST/PCB
QLast Update : Tue Jul 13 22:19:36 2021
Response via : Initial Calibration
Integrator: ChemStation

Volume Inj. : 1ul/column
Signal #1 Phase : RTXCLP I Signal #2 Phase: RTX-CLP II
Signal #1 Info : 30mx.32mmx.32um Signal #2 Info : 30m x .32mm x .25um

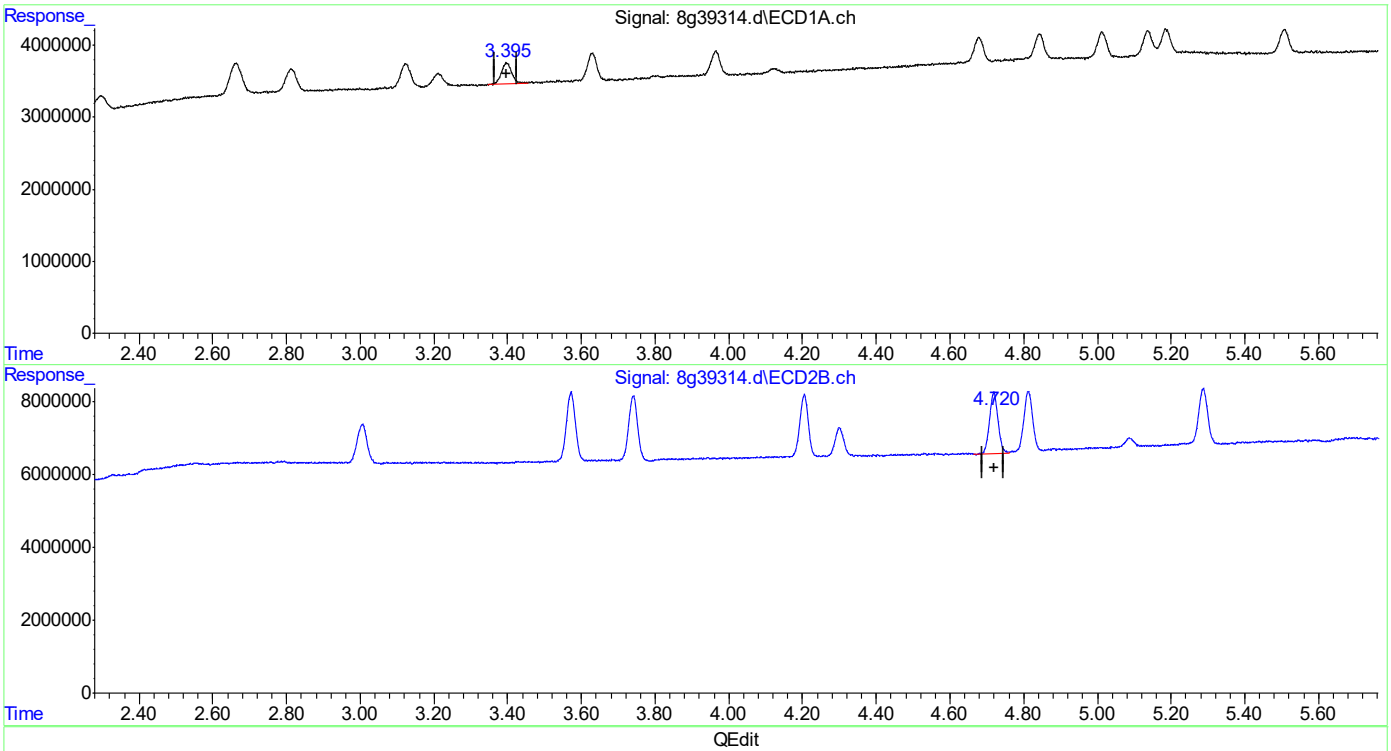

QEdit

(8) delta-BHC (B)
3.395min 1.969PPB m
response 5654660

(8) delta-BHC #2 (B)
4.719min 2.203PPB
response 27403079

(+) = Expected Retention Time
8PST1645.M Tue Jul 13 22:37:19 2021 Page: 1

8G39314.D edits: delta-BHC

Quantitation Report (Qedit)

Data Path : C:\msdchem\1\DATA\8G1645\
Data File : 8g39314.d
Signal(s) : Signal #1: ECD1A.ch Signal #2: ECD2B.ch
Acq On : 13 Jul 2021 2:50 am
Operator : christp
Sample : ic1645-2
Misc : op34235,g8g1645,30,,,2,1
ALS Vial : 4 Sample Multiplier: 1

Integration File signal 1: autoint1.e
Integration File signal 2: autoint2.e
Quant Time: Jul 13 22:36:03 2021
Quant Method : C:\MSDCHEM\1\METHODS\8PST1645.M
Quant Title : PEST/PCB
QLast Update : Tue Jul 13 22:19:36 2021
Response via : Initial Calibration
Integrator: ChemStation

Volume Inj. : 1ul/column
Signal #1 Phase : RTXCLP I Signal #2 Phase: RTX-CLP II
Signal #1 Info : 30mx.32mmx.32um Signal #2 Info : 30m x .32mm x .25um

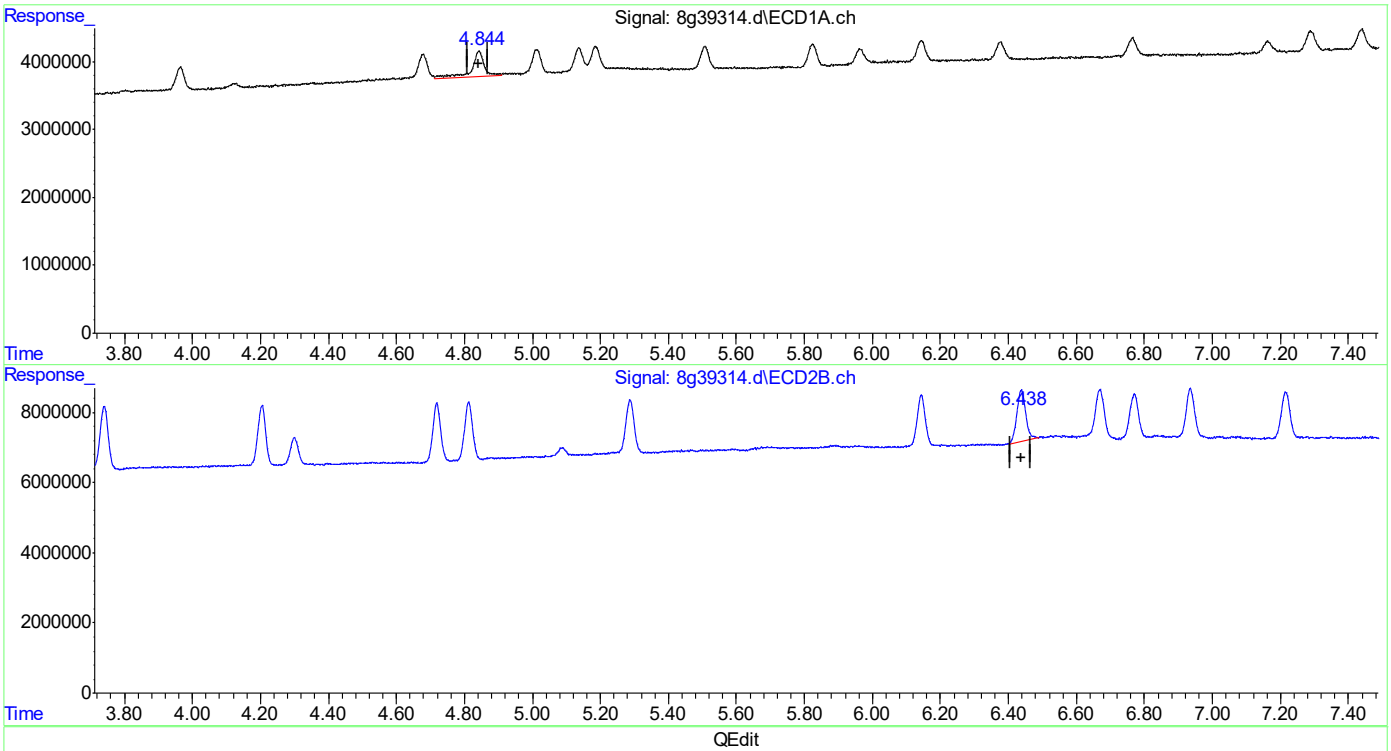

QEdit

(12) gamma-Chlordane (B)
4.843min 2.930PPB
response 9650126

(12) gamma-Chlordane #2 (B)
6.439min 1.999PPB
response 26661318

(+) = Expected Retention Time

Quantitation Report (Qedit)

Data Path : C:\msdchem\1\DATA\8G1645\
Data File : 8g39314.d
Signal(s) : Signal #1: ECD1A.ch Signal #2: ECD2B.ch
Acq On : 13 Jul 2021 2:50 am
Operator : christp
Sample : ic1645-2
Misc : op34235,g8g1645,30,,,2,1
ALS Vial : 4 Sample Multiplier: 1

Integration File signal 1: autoint1.e
Integration File signal 2: autoint2.e
Quant Time: Jul 13 22:36:03 2021
Quant Method : C:\MSDCHEM\1\METHODS\8PST1645.M
Quant Title : PEST/PCB
QLast Update : Tue Jul 13 22:19:36 2021
Response via : Initial Calibration
Integrator: ChemStation

Volume Inj. : 1ul/column
Signal #1 Phase : RTXCLP I Signal #2 Phase: RTX-CLP II
Signal #1 Info : 30mx.32mmx.32um Signal #2 Info : 30m x .32mm x .25um

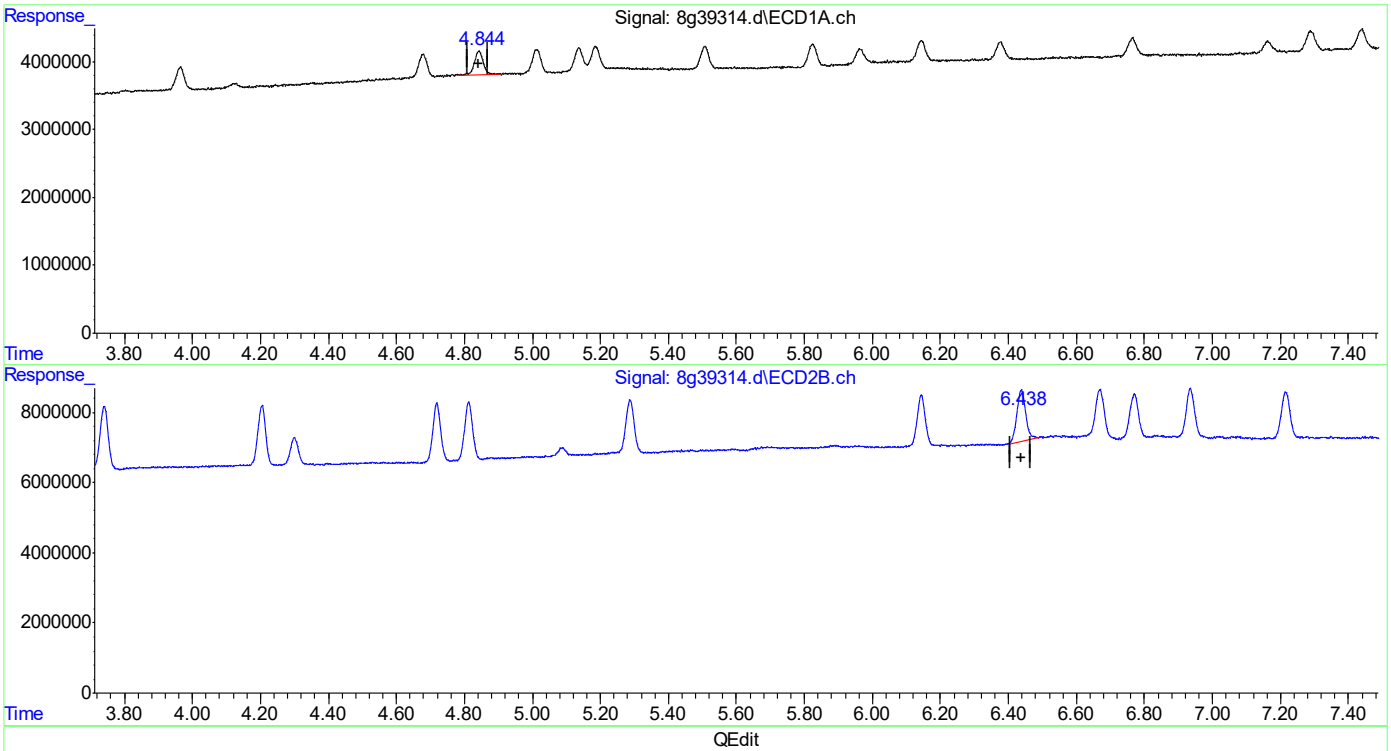

QEdit

(12) gamma-Chlordane (B)
4.844min 1.902PPB m
response 6264536

(12) gamma-Chlordane #2 (B)
6.439min 1.999PPB
response 26661318

(+) = Expected Retention Time

Quantitation Report (Qedit)

Data Path : C:\msdchem\1\DATA\8G1645\
Data File : 8g39314.d
Signal(s) : Signal #1: ECD1A.ch Signal #2: ECD2B.ch
Acq On : 13 Jul 2021 2:50 am
Operator : christp
Sample : ic1645-2
Misc : op34235,g8g1645,30,,,2,1
ALS Vial : 4 Sample Multiplier: 1

Integration File signal 1: autoint1.e
Integration File signal 2: autoint2.e
Quant Time: Jul 13 22:36:03 2021
Quant Method : C:\MSDCHEM\1\METHODS\8PST1645.M
Quant Title : PEST/PCB
QLast Update : Tue Jul 13 22:19:36 2021
Response via : Initial Calibration
Integrator: ChemStation

Volume Inj. : 1ul/column
Signal #1 Phase : RTXCLP I Signal #2 Phase: RTX-CLP II
Signal #1 Info : 30mx.32mmx.32um Signal #2 Info : 30m x .32mm x .25um

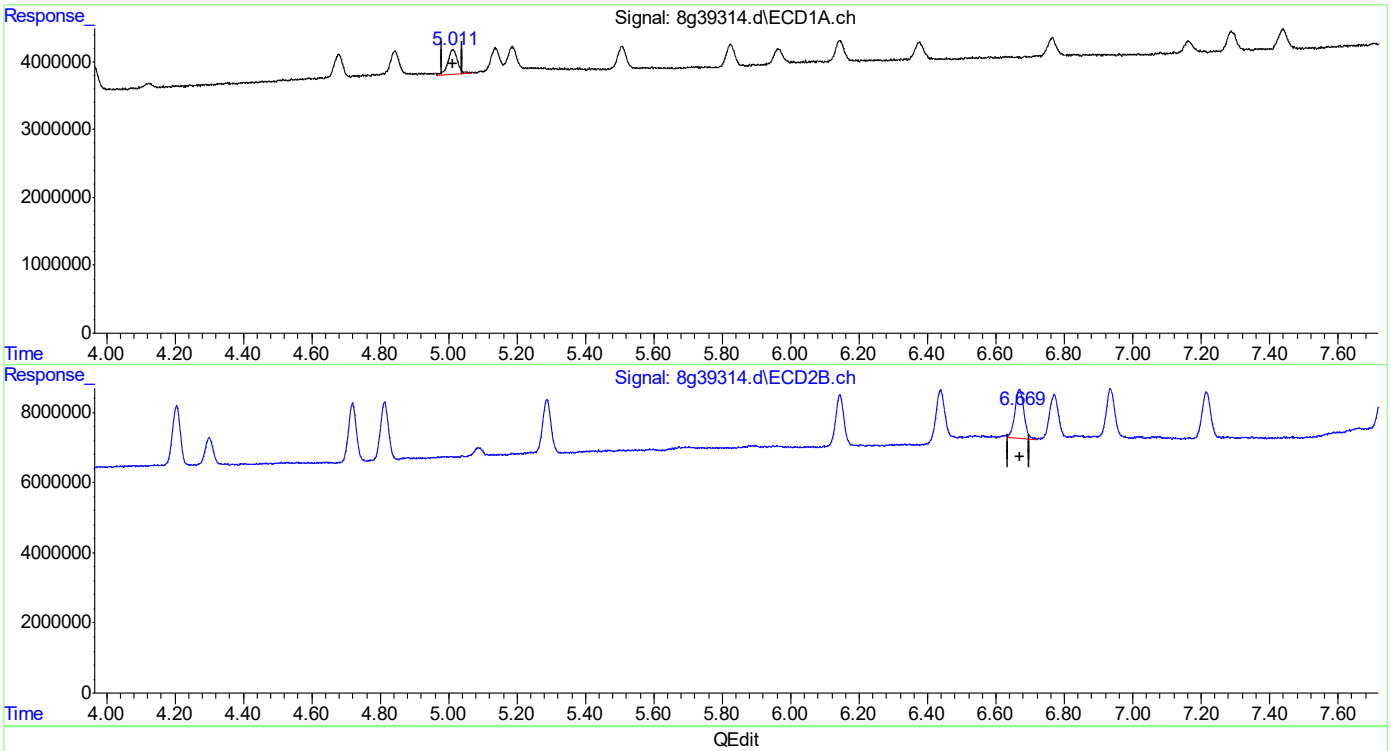

QEdit

(13) alpha-Chlordane (B)
5.011min 2.097PPB
response 6930419

(13) alpha-Chlordane #2 (B)
6.669min 1.950PPB
response 25400057

(+) = Expected Retention Time
8PST1645.M Tue Jul 13 22:37:37 2021 Page: 1

11.6.19.16
11

Quantitation Report (Qedit)

Data Path : C:\msdchem\1\DATA\8G1645\
Data File : 8g39314.d
Signal(s) : Signal #1: ECD1A.ch Signal #2: ECD2B.ch
Acq On : 13 Jul 2021 2:50 am
Operator : christp
Sample : ic1645-2
Misc : op34235,g8g1645,30,,,2,1
ALS Vial : 4 Sample Multiplier: 1

Integration File signal 1: autoint1.e
Integration File signal 2: autoint2.e
Quant Time: Jul 13 22:36:03 2021
Quant Method : C:\MSDCHEM\1\METHODS\8PST1645.M
Quant Title : PEST/PCB
QLast Update : Tue Jul 13 22:19:36 2021
Response via : Initial Calibration
Integrator: ChemStation

Volume Inj. : 1ul/column
Signal #1 Phase : RTXCLP I Signal #2 Phase: RTX-CLP II
Signal #1 Info : 30mx.32mmx.32um Signal #2 Info : 30m x .32mm x .25um

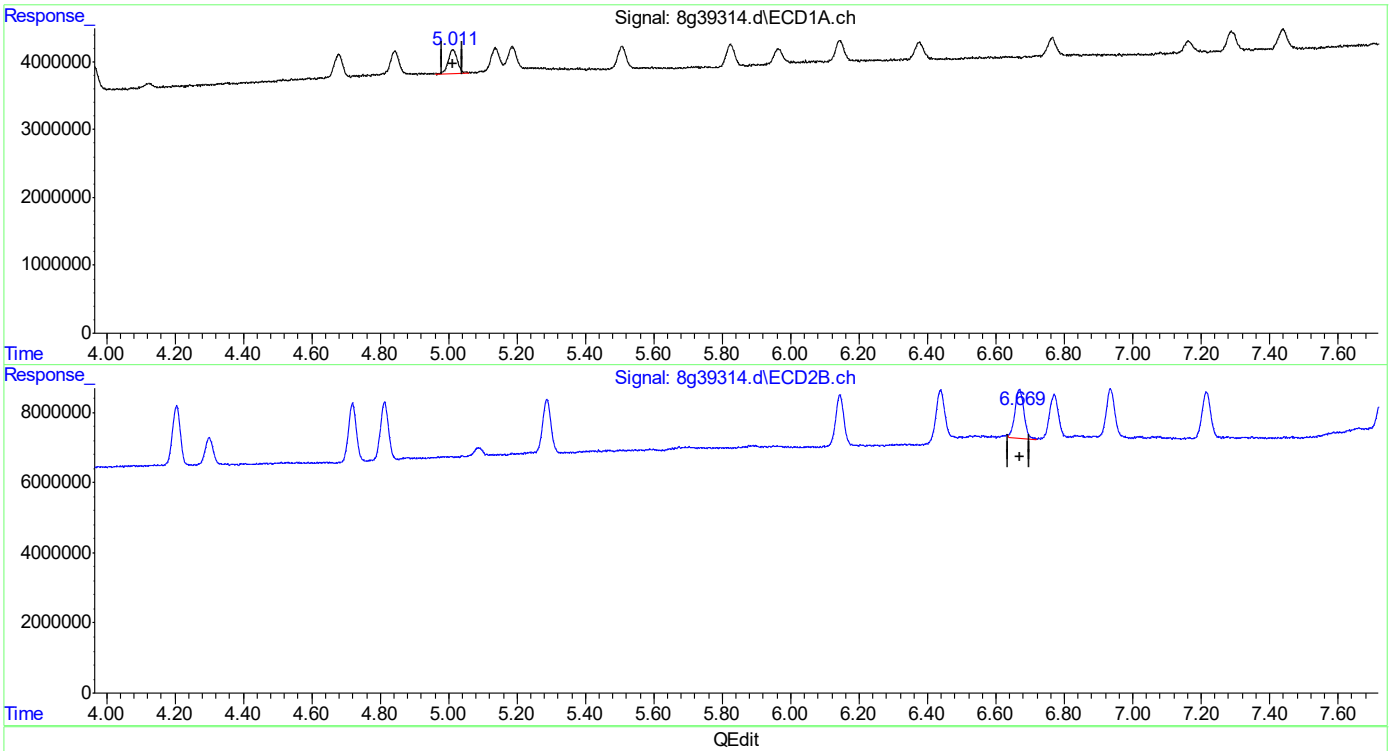

QEdit

(13) alpha-Chlordane (B)
5.011min 1.965PPB m
response 6496844

(13) alpha-Chlordane #2 (B)
6.669min 1.950PPB
response 25400057

(+) = Expected Retention Time
8PST1645.M Tue Jul 13 22:37:41 2021 Page: 1

11.6.19.17
11

Quantitation Report (Qedit)

Data Path : C:\msdchem\1\DATA\8G1645\
Data File : 8g39314.d
Signal(s) : Signal #1: ECD1A.ch Signal #2: ECD2B.ch
Acq On : 13 Jul 2021 2:50 am
Operator : christp
Sample : ic1645-2
Misc : op34235,g8g1645,30,,,2,1
ALS Vial : 4 Sample Multiplier: 1

Integration File signal 1: autoint1.e
Integration File signal 2: autoint2.e
Quant Time: Jul 13 22:36:03 2021
Quant Method : C:\MSDCHEM\1\METHODS\8PST1645.M
Quant Title : PEST/PCB
QLast Update : Tue Jul 13 22:19:36 2021
Response via : Initial Calibration
Integrator: ChemStation

Volume Inj. : 1ul/column
Signal #1 Phase : RTXCLP I Signal #2 Phase: RTX-CLP II
Signal #1 Info : 30mx.32mmx.32um Signal #2 Info : 30m x .32mm x .25um

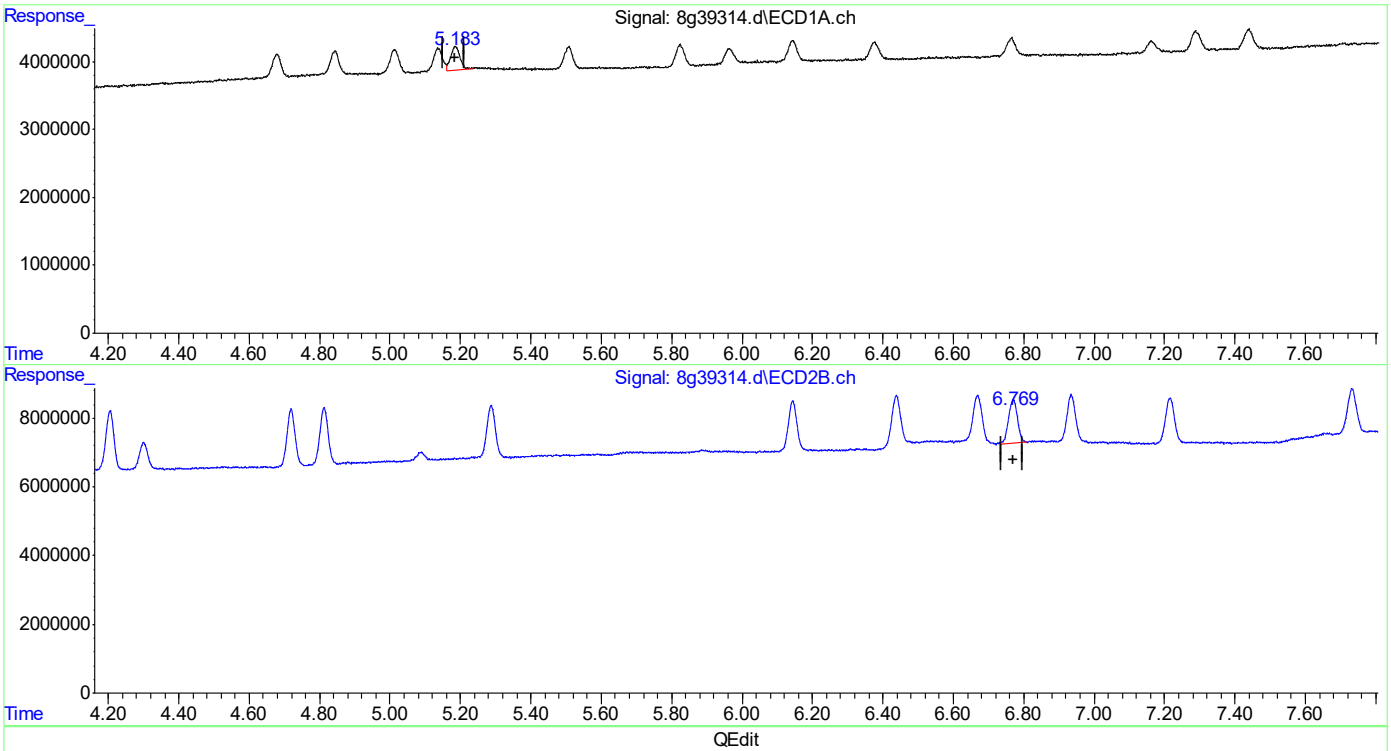

QEdit

(14) Endosulfan I (A)
5.185min 2.128PPB
response 6580056

(14) Endosulfan I #2 (A)
6.770min 1.792PPB
response 22265522

(+) = Expected Retention Time

Quantitation Report (Qedit)

Data Path : C:\msdchem\1\DATA\8G1645\
Data File : 8g39314.d
Signal(s) : Signal #1: ECD1A.ch Signal #2: ECD2B.ch
Acq On : 13 Jul 2021 2:50 am
Operator : christp
Sample : ic1645-2
Misc : op34235,g8g1645,30,,,2,1
ALS Vial : 4 Sample Multiplier: 1

Integration File signal 1: autoint1.e
Integration File signal 2: autoint2.e
Quant Time: Jul 13 22:36:03 2021
Quant Method : C:\MSDCHEM\1\METHODS\8PST1645.M
Quant Title : PEST/PCB
QLast Update : Tue Jul 13 22:19:36 2021
Response via : Initial Calibration
Integrator: ChemStation

Volume Inj. : 1ul/column
Signal #1 Phase : RTXCLP I Signal #2 Phase: RTX-CLP II
Signal #1 Info : 30mx.32mmx.32um Signal #2 Info : 30m x .32mm x .25um

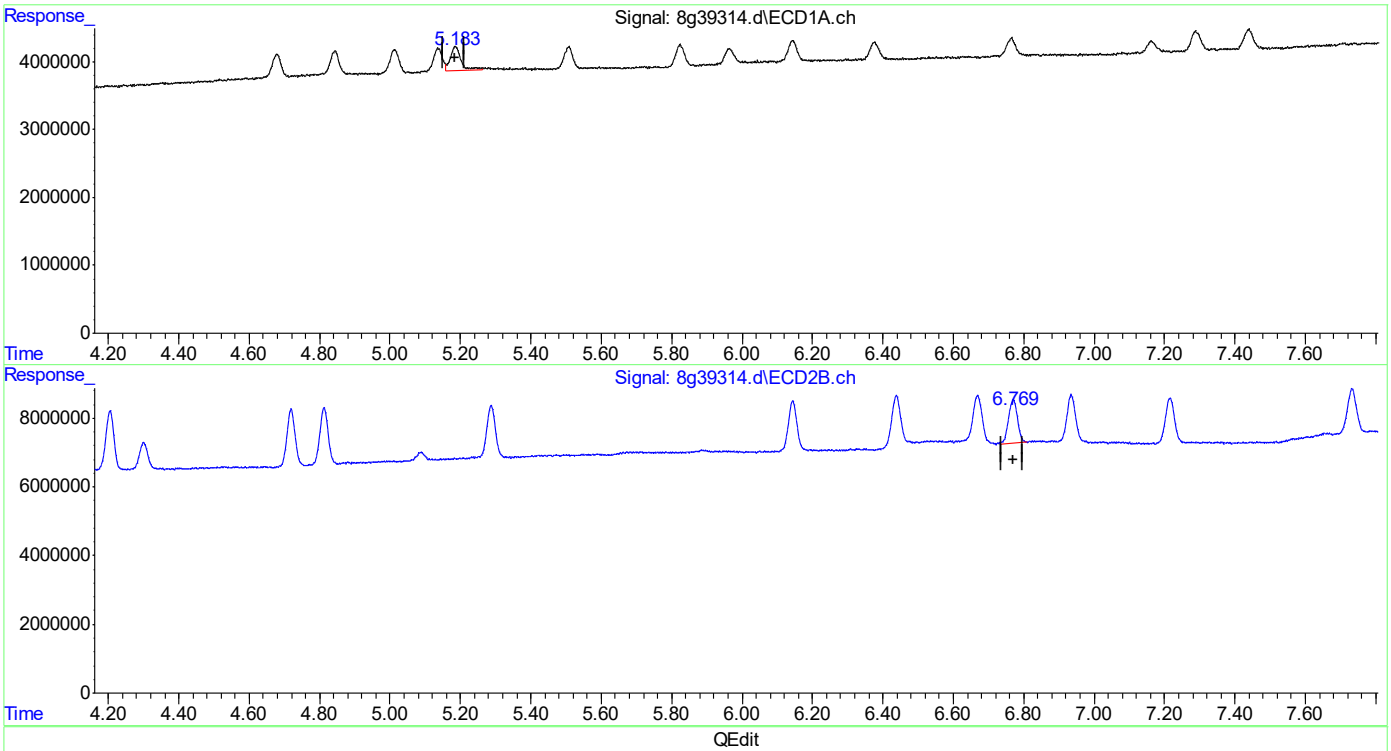

QEdit

(14) Endosulfan I (A)
5.183min 2.485PPB m
response 7681524

(14) Endosulfan I #2 (A)
6.770min 1.792PPB
response 22265522

(+) = Expected Retention Time
8PST1645.M Tue Jul 13 22:37:57 2021 Page: 1

Quantitation Report (Qedit)

Data Path : C:\msdchem\1\DATA\8G1645\
Data File : 8g39314.d
Signal(s) : Signal #1: ECD1A.ch Signal #2: ECD2B.ch
Acq On : 13 Jul 2021 2:50 am
Operator : christp
Sample : ic1645-2
Misc : op34235,g8g1645,30,,,2,1
ALS Vial : 4 Sample Multiplier: 1

Integration File signal 1: autoint1.e
Integration File signal 2: autoint2.e
Quant Time: Jul 13 22:36:03 2021
Quant Method : C:\MSDCHEM\1\METHODS\8PST1645.M
Quant Title : PEST/PCB
QLast Update : Tue Jul 13 22:19:36 2021
Response via : Initial Calibration
Integrator: ChemStation

Volume Inj. : 1ul/column
Signal #1 Phase : RTXCLP I Signal #2 Phase: RTX-CLP II
Signal #1 Info : 30mx.32mmx.32um Signal #2 Info : 30m x .32mm x .25um

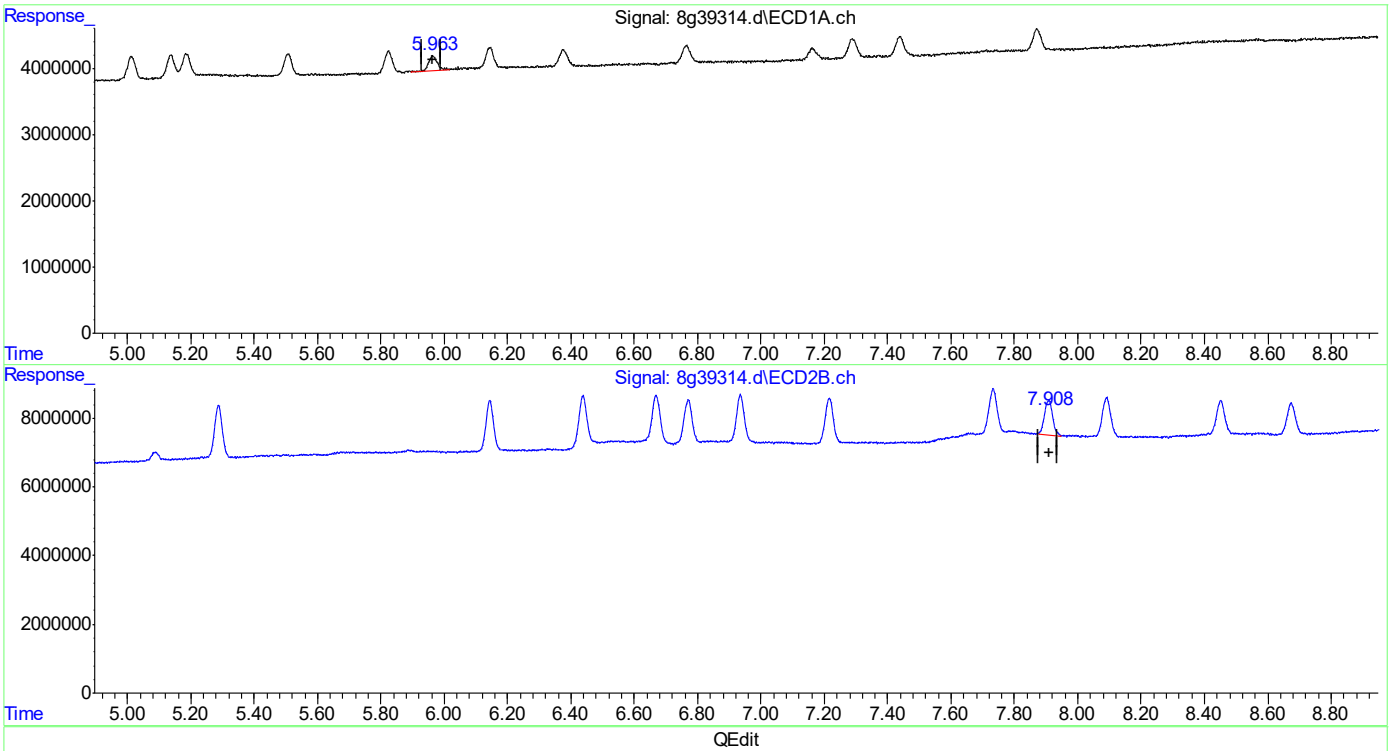

QEdit

(18) 4,4'-DDD (A)
5.963min 1.828PPB
response 4655326

(18) 4,4'-DDD #2 (A)
7.909min 1.785PPB
response 17899223

(+) = Expected Retention Time
8PST1645.M Tue Jul 13 22:38:04 2021 Page: 1

11.6.19.20
11

Quantitation Report (Qedit)

Data Path : C:\msdchem\1\DATA\8G1645\
Data File : 8g39314.d
Signal(s) : Signal #1: ECD1A.ch Signal #2: ECD2B.ch
Acq On : 13 Jul 2021 2:50 am
Operator : christp
Sample : ic1645-2
Misc : op34235,g8g1645,30,,,2,1
ALS Vial : 4 Sample Multiplier: 1

Integration File signal 1: autoint1.e
Integration File signal 2: autoint2.e
Quant Time: Jul 13 22:36:03 2021
Quant Method : C:\MSDCHEM\1\METHODS\8PST1645.M
Quant Title : PEST/PCB
QLast Update : Tue Jul 13 22:19:36 2021
Response via : Initial Calibration
Integrator: ChemStation

Volume Inj. : 1ul/column
Signal #1 Phase : RTXCLP I Signal #2 Phase: RTX-CLP II
Signal #1 Info : 30mx.32mmx.32um Signal #2 Info : 30m x .32mm x .25um

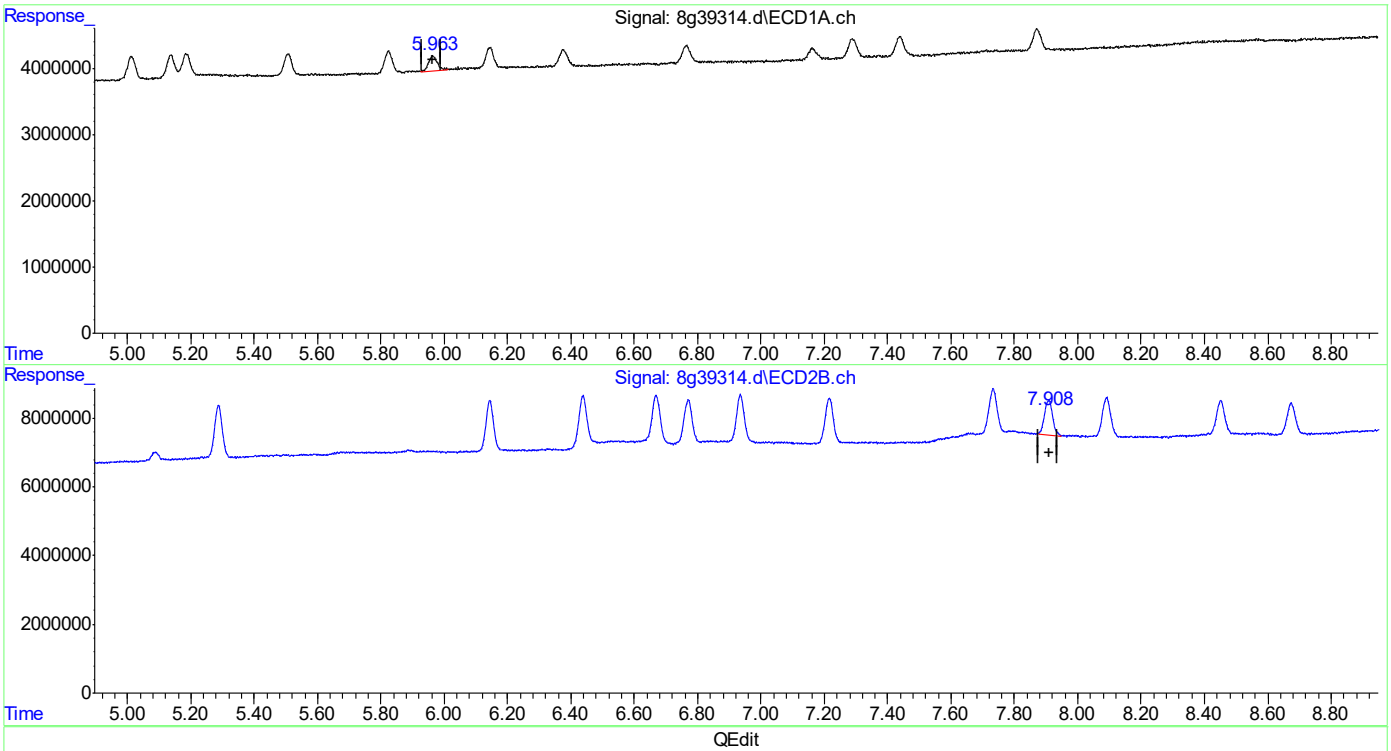

QEdit

(18) 4,4'-DDD (A)
5.963min 1.649PPB m
response 4199307

(18) 4,4'-DDD #2 (A)
7.909min 1.785PPB
response 17899223

(+) = Expected Retention Time
8PST1645.M Tue Jul 13 22:38:09 2021 Page: 1

11.6.19.21
11

Quantitation Report (Qedit)

Data Path : C:\msdchem\1\DATA\8G1645\
Data File : 8g39314.d
Signal(s) : Signal #1: ECD1A.ch Signal #2: ECD2B.ch
Acq On : 13 Jul 2021 2:50 am
Operator : christp
Sample : ic1645-2
Misc : op34235,g8g1645,30,,,2,1
ALS Vial : 4 Sample Multiplier: 1

Integration File signal 1: autoint1.e
Integration File signal 2: autoint2.e
Quant Time: Jul 13 22:36:03 2021
Quant Method : C:\MSDCHEM\1\METHODS\8PST1645.M
Quant Title : PEST/PCB
QLast Update : Tue Jul 13 22:19:36 2021
Response via : Initial Calibration
Integrator: ChemStation

Volume Inj. : 1ul/column
Signal #1 Phase : RTXCLP I Signal #2 Phase: RTX-CLP II
Signal #1 Info : 30mx.32mmx.32um Signal #2 Info : 30m x .32mm x .25um

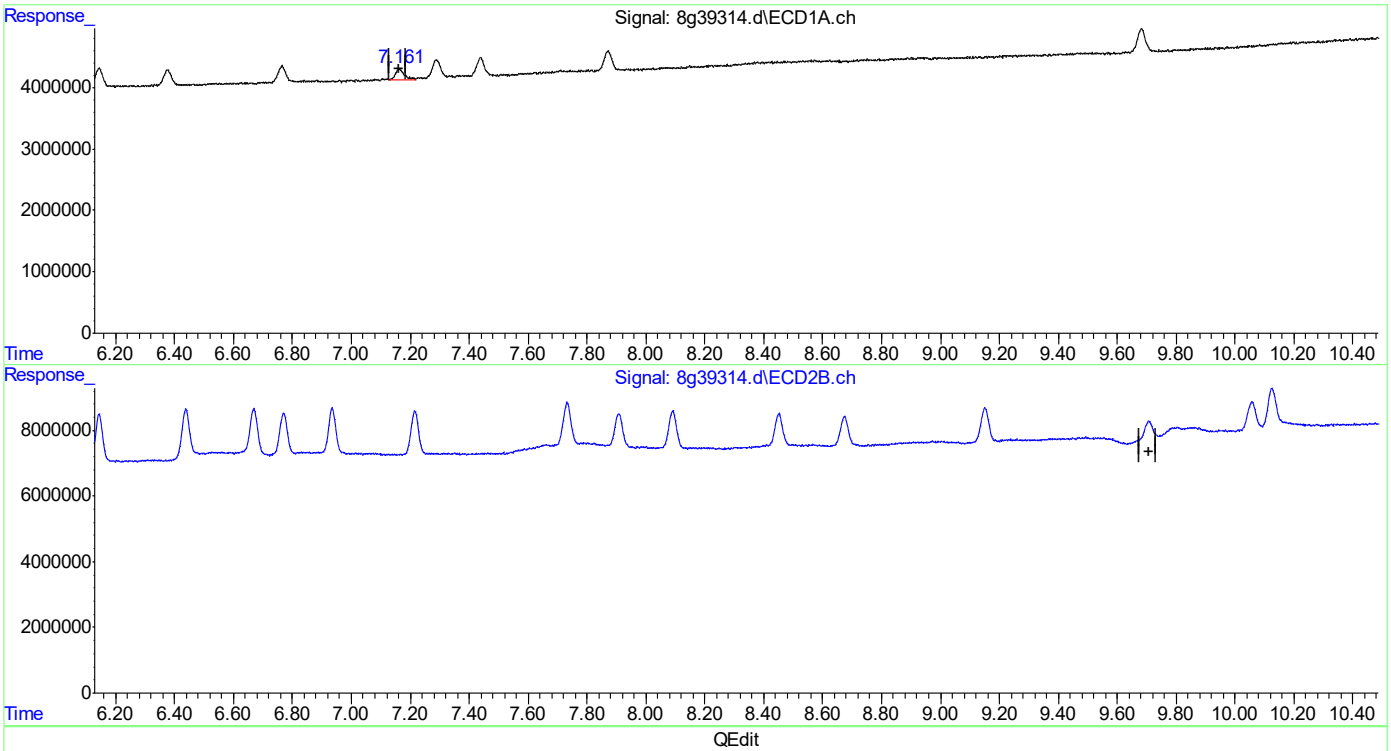

QEdit

(23) Methoxychlor (A)
7.162min 2.312PPB
response 3780723

(23) Methoxychlor #2 (A)
0.000min 0.000PPB
response 0

(+) = Expected Retention Time

11.6.19.22
11

Quantitation Report (Qedit)

Data Path : C:\msdchem\1\DATA\8G1645\
Data File : 8g39314.d
Signal(s) : Signal #1: ECD1A.ch Signal #2: ECD2B.ch
Acq On : 13 Jul 2021 2:50 am
Operator : christp
Sample : ic1645-2
Misc : op34235,g8g1645,30,,,2,1
ALS Vial : 4 Sample Multiplier: 1

Integration File signal 1: autoint1.e
Integration File signal 2: autoint2.e
Quant Time: Jul 13 22:36:03 2021
Quant Method : C:\MSDCHEM\1\METHODS\8PST1645.M
Quant Title : PEST/PCB
QLast Update : Tue Jul 13 22:19:36 2021
Response via : Initial Calibration
Integrator: ChemStation

Volume Inj. : 1ul/column
Signal #1 Phase : RTXCLP I Signal #2 Phase: RTX-CLP II
Signal #1 Info : 30mx.32mmx.32um Signal #2 Info : 30m x .32mm x .25um

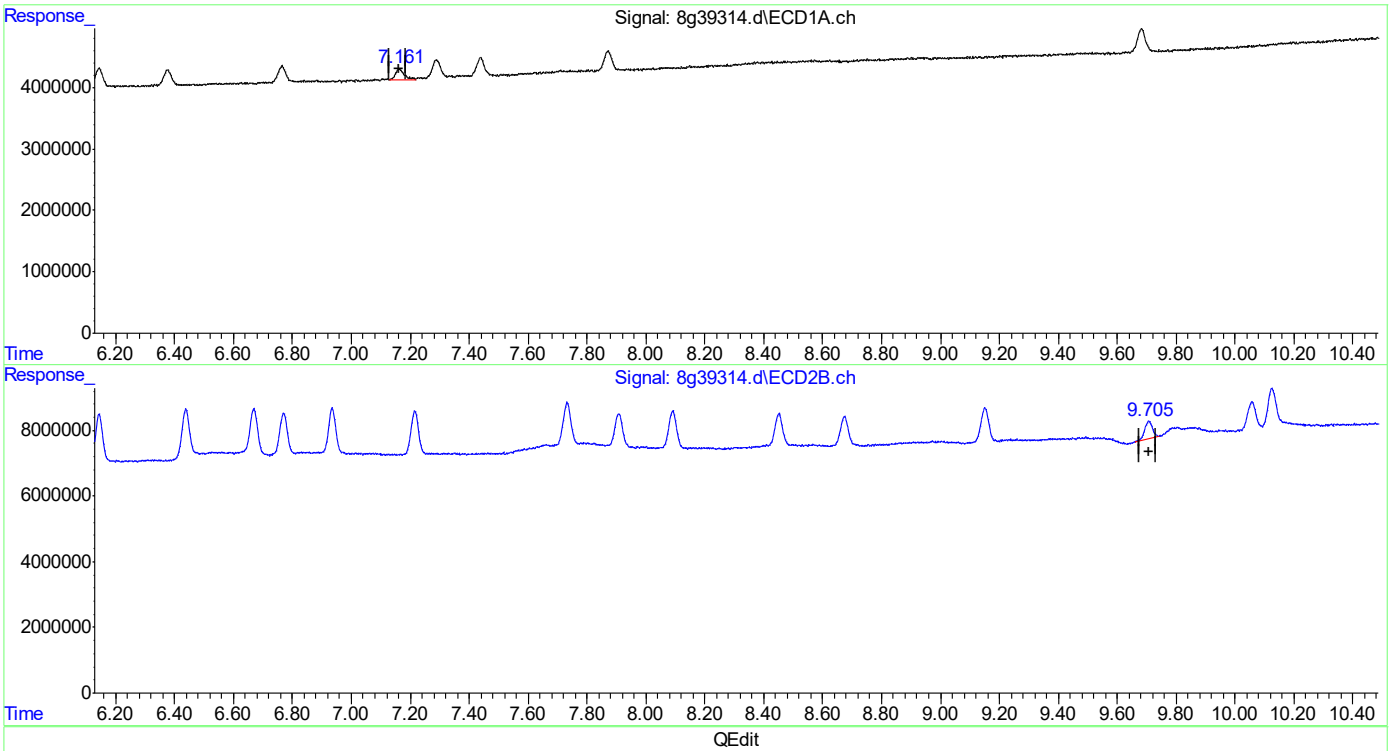

QEdit

(23) Methoxychlor (A)
7.162min 2.312PPB
response 3780723

(23) Methoxychlor #2 (A)
9.705min 2.053PPB m
response 9984091

(+) = Expected Retention Time
8PST1645.M Tue Jul 13 22:38:20 2021 Page: 1

Quantitation Report (Qedit)

Data Path : C:\msdchem\1\DATA\8G1645\
Data File : 8g39314.d
Signal(s) : Signal #1: ECD1A.ch Signal #2: ECD2B.ch
Acq On : 13 Jul 2021 2:50 am
Operator : christp
Sample : ic1645-2
Misc : op34235,g8g1645,30,,,2,1
ALS Vial : 4 Sample Multiplier: 1

Integration File signal 1: autoint1.e
Integration File signal 2: autoint2.e
Quant Time: Jul 13 22:36:03 2021
Quant Method : C:\MSDCHEM\1\METHODS\8PST1645.M
Quant Title : PEST/PCB
QLast Update : Tue Jul 13 22:19:36 2021
Response via : Initial Calibration
Integrator: ChemStation

Volume Inj. : 1ul/column
Signal #1 Phase : RTXCLP I Signal #2 Phase: RTX-CLP II
Signal #1 Info : 30mx.32mmx.32um Signal #2 Info : 30m x .32mm x .25um

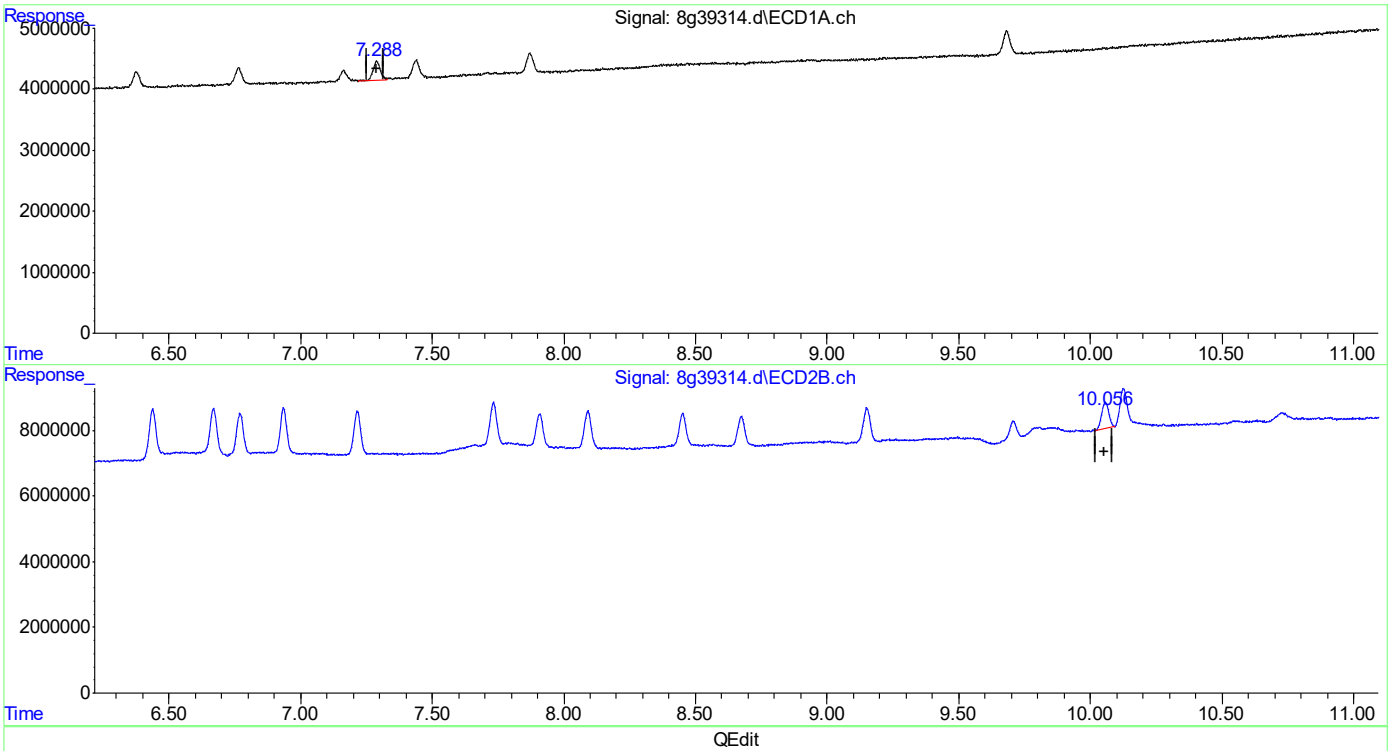

QEdit

(24) Mirex
7.288min 2.093PPB
response 6405359

(24) Mirex #2
10.056min 1.640PPB
response 14984971

(+) = Expected Retention Time
8PST1645.M Tue Jul 13 22:38:29 2021 Page: 1

Quantitation Report (Qedit)

Data Path : C:\msdchem\1\DATA\8G1645\
Data File : 8g39314.d
Signal(s) : Signal #1: ECD1A.ch Signal #2: ECD2B.ch
Acq On : 13 Jul 2021 2:50 am
Operator : christp
Sample : ic1645-2
Misc : op34235,g8g1645,30,,,2,1
ALS Vial : 4 Sample Multiplier: 1

Integration File signal 1: autoint1.e
Integration File signal 2: autoint2.e
Quant Time: Jul 13 22:36:03 2021
Quant Method : C:\MSDCHEM\1\METHODS\8PST1645.M
Quant Title : PEST/PCB
QLast Update : Tue Jul 13 22:19:36 2021
Response via : Initial Calibration
Integrator: ChemStation

Volume Inj. : 1ul/column
Signal #1 Phase : RTXCLP I Signal #2 Phase: RTX-CLP II
Signal #1 Info : 30mx.32mmx.32um Signal #2 Info : 30m x .32mm x .25um

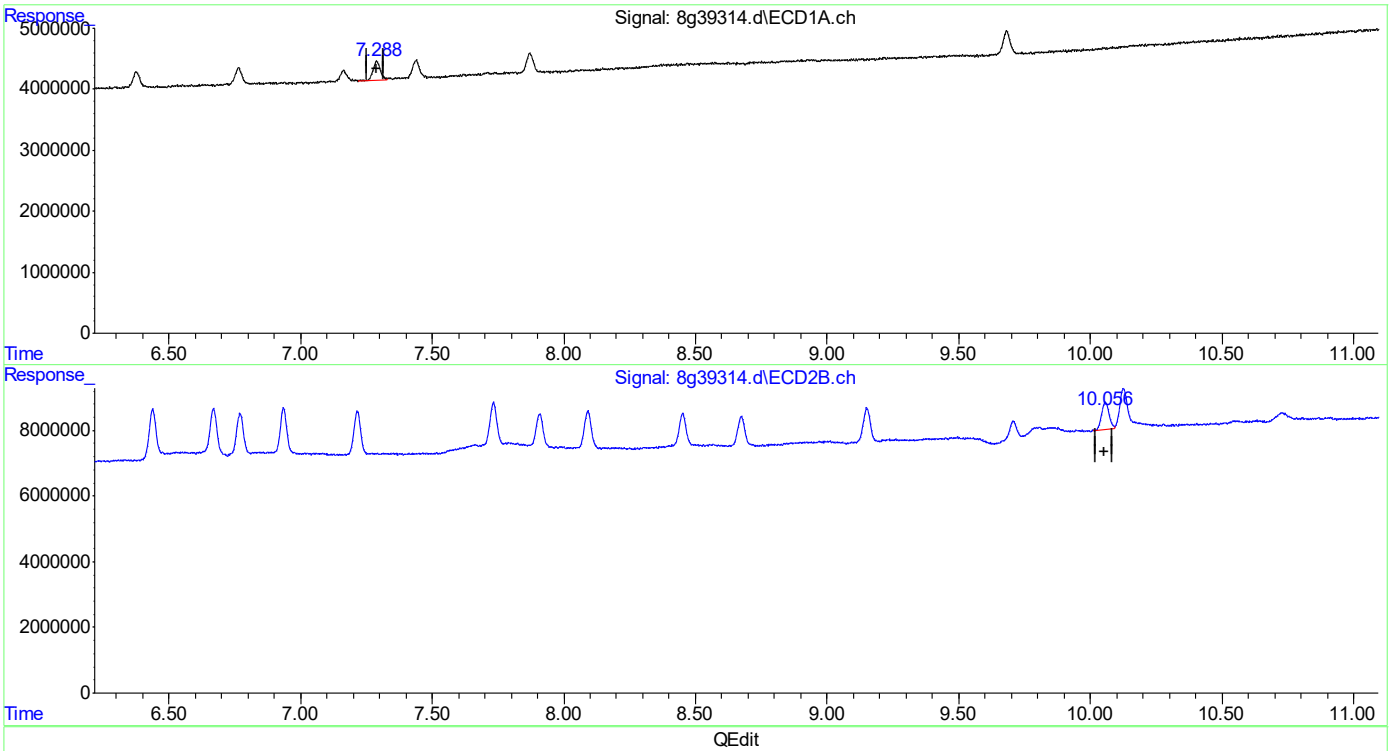

QEdit

(24) Mirex
7.288min 2.093PPB
response 6405359

(24) Mirex #2
10.056min 1.815PPB m
response 16583225

(+) = Expected Retention Time

Quantitation Report (Qedit)

Data Path : C:\msdchem\1\DATA\8G1645\
Data File : 8g39314.d
Signal(s) : Signal #1: ECD1A.ch Signal #2: ECD2B.ch
Acq On : 13 Jul 2021 2:50 am
Operator : christp
Sample : ic1645-2
Misc : op34235,g8g1645,30,,,2,1
ALS Vial : 4 Sample Multiplier: 1

Integration File signal 1: autoint1.e
Integration File signal 2: autoint2.e
Quant Time: Jul 13 22:36:03 2021
Quant Method : C:\MSDCHEM\1\METHODS\8PST1645.M
Quant Title : PEST/PCB
QLast Update : Tue Jul 13 22:19:36 2021
Response via : Initial Calibration
Integrator: ChemStation

Volume Inj. : 1ul/column
Signal #1 Phase : RTXCLP I Signal #2 Phase: RTX-CLP II
Signal #1 Info : 30mx.32mmx.32um Signal #2 Info : 30m x .32mm x .25um

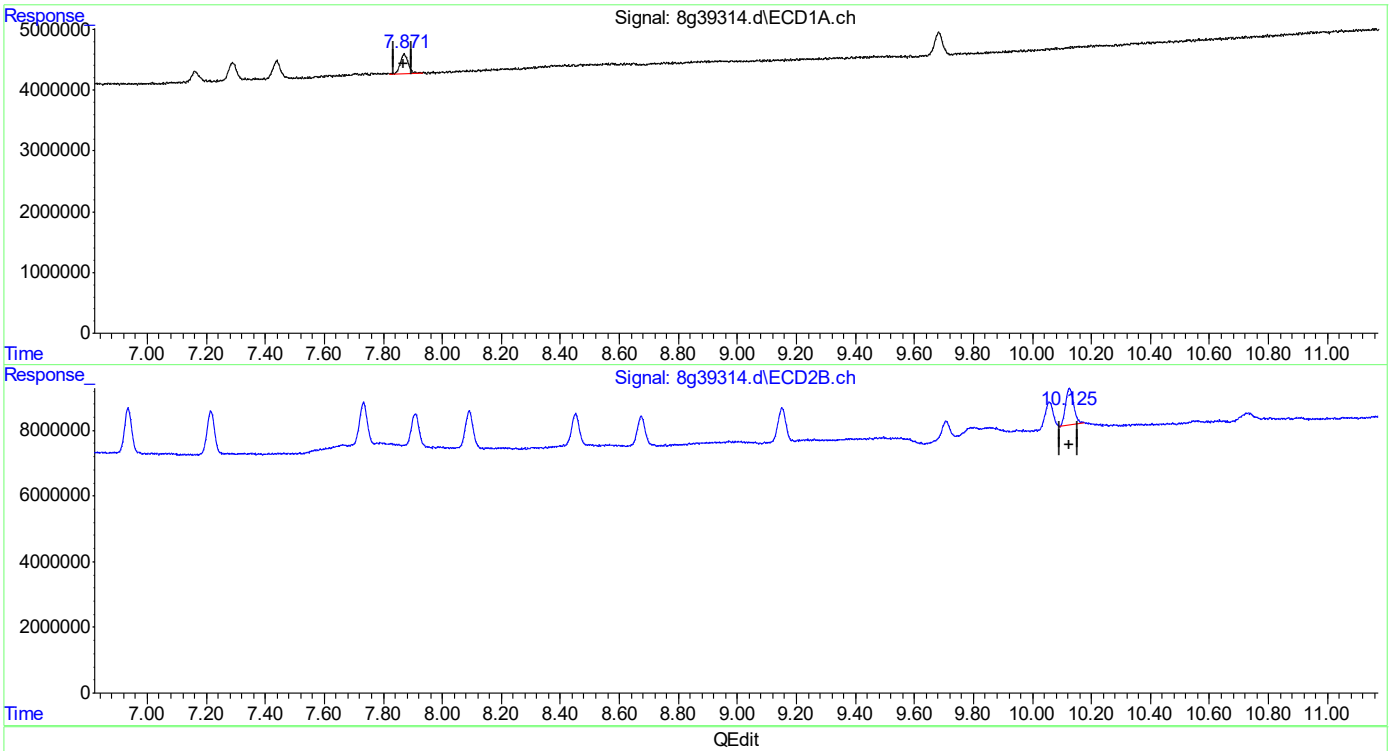

QEdit

(25) Endrin Ketone (B)
7.871min 2.101PPB
response 6083724

(25) Endrin Ketone #2 (B)
10.125min 2.231PPB
response 21309116

(+) = Expected Retention Time
8PST1645.M Tue Jul 13 22:38:43 2021 Page: 1

11.6.19.26
11

Quantitation Report (Qedit)

Data Path : C:\msdchem\1\DATA\8G1645\
Data File : 8g39314.d
Signal(s) : Signal #1: ECD1A.ch Signal #2: ECD2B.ch
Acq On : 13 Jul 2021 2:50 am
Operator : christp
Sample : ic1645-2
Misc : op34235,g8g1645,30,,,2,1
ALS Vial : 4 Sample Multiplier: 1

Integration File signal 1: autoint1.e
Integration File signal 2: autoint2.e
Quant Time: Jul 13 22:36:03 2021
Quant Method : C:\MSDCHEM\1\METHODS\8PST1645.M
Quant Title : PEST/PCB
QLast Update : Tue Jul 13 22:19:36 2021
Response via : Initial Calibration
Integrator: ChemStation

Volume Inj. : 1ul/column
Signal #1 Phase : RTXCLP I Signal #2 Phase: RTX-CLP II
Signal #1 Info : 30mx.32mmx.32um Signal #2 Info : 30m x .32mm x .25um

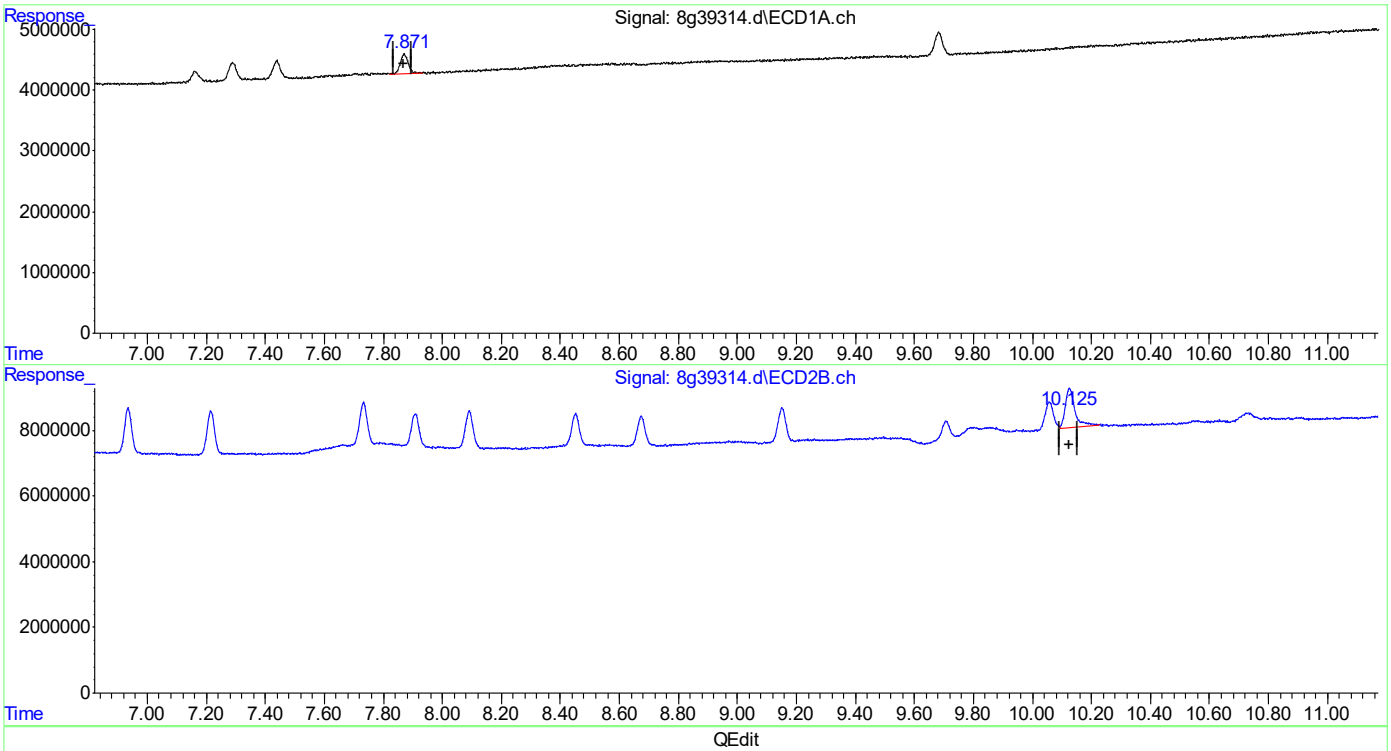

QEdit

(25) Endrin Ketone (B)
7.871min 2.101PPB
response 6083724

(25) Endrin Ketone #2 (B)
10.125min 2.926PPB m
response 27947792

(+) = Expected Retention Time
8PST1645.M Tue Jul 13 22:38:51 2021 Page: 1

11.6.19.27
11

Manual Integrations APPROVED
(compounds with "m" flag)
Gwendolyn Burns
07/15/21 12:53

Quantitation Report (QT Reviewed)

Data Path : C:\msdchem\1\DATA\8G1645\
Data File : 8g39315.d
Signal(s) : Signal #1: ECD1A.ch Signal #2: ECD2B.ch
Acq On : 13 Jul 2021 3:06 am
Operator : christp
Sample : ic1645-5
Misc : op34235,g8g1645,30,,,2,1
ALS Vial : 5 Sample Multiplier: 1

Integration File signal 1: autoint1.e
Integration File signal 2: autoint2.e
Quant Time: Jul 13 22:34:00 2021
Quant Method : C:\MSDCHEM\1\METHODS\8PST1645.M
Quant Title : PEST/PCB
QLast Update : Tue Jul 13 22:19:36 2021
Response via : Initial Calibration
Integrator: ChemStation

Volume Inj. : 1ul/column
Signal #1 Phase : RTXCLP I Signal #2 Phase: RTX-CLP II
Signal #1 Info : 30mx.32mmx.32um Signal #2 Info : 30m x .32mm x .25um

	Compound	RT#1	RT#2	Resp#1	Resp#2	PPB	PPB
	Internal Standards						
1) I	1-bromo-2...	1.565	2.038	159.0E6	658.7E6	50.000	50.000
27) I	1-bromo-2...	1.565	2.038	159.0E6	658.7E6	50.000	50.000
33) I	1-bromo-2...	1.565	2.038	159.0E6	658.7E6	50.000	50.000
	System Monitoring Compounds						
2) SAB	Tetrachlo...	2.288	3.007	13231145	50449571	4.475	4.481
	Spiked Amount 40.000	Range 30 - 150		Recovery =		11.19%#	11.20%#
26) SA	Decachlor...	9.672	12.205	16788227	50921301	4.881	5.004
	Spiked Amount 40.000			Recovery =		12.20%	12.51%
	Target Compounds						
3)	hexachlor...	2.655	3.573	22275769	78146925	5.468	4.987
4) A	alpha-BHC	2.806	3.743	15579479	74789015	4.338	4.545
5) MA	gamma-BHC	3.115	4.204	15336957	68542586	4.350	4.480
6) MA	Heptachlor	3.619	4.813	16050874	65383932	4.474	4.252
7) B	beta-BHC	3.201	4.300	8407897	30352772	4.441	4.562
8) B	delta-BHC	3.389	4.719	12967213	63969947	4.417	5.095
9) MB	Aldrin	3.953	5.287	13963460	62864580	4.260	4.457
10)	alachlor	4.110	5.086	2860489	8463977	4.808m	4.607m
11) B	Heptachlo...	4.667	6.143	14202052	59201032	4.384	4.361
12) B	gamma-Chl...	4.831	6.436	14968820	60053172	4.445	4.460
13) B	alpha-Chl...	5.002	6.669	15487358	59478136	4.583	4.523
14) A	Endosulfan I	5.175	6.768	15806521	55510629	5.001m	4.425
15) B	4,4'-DDE	5.124	6.934	12564073	56047941	3.842m	4.309
16) MA	Dieldrin	5.494	7.214	14575203	58447761	4.582	4.423
17) MA	Endrin	5.813	7.731	13978036	56983400	4.818	4.707
18) A	4,4'-DDD	5.954	7.907	10552061	45108623	4.054	4.457
19) B	Endosulfa...	6.132	8.089	14001928	51270018	4.839	4.628
20) MA	4,4'-DDT	6.367	8.449	10902571	43404453	4.209	4.439
21) B	Endrin Al...	6.751	8.671	11338590	41435650	4.583	4.831
22) B	Endosulfa...	7.427	9.147	13907240	49250866	5.387	5.267
23) A	Methoxychlor	7.153	9.705	8317631	23052147	4.975	4.696
24)	Mirex	7.279	10.054	13717302	38978417	4.384	4.226
25) B	Endrin Ke...	7.861	10.123	15989047	51633484	5.401	5.356

SemiQuant Compounds - Not Calibrated on this Instrument

(f)=RT Delta > 1/2 Window (#)=Amounts differ by > 25% (m)=manual int.

Quantitation Report (QT Reviewed)

Data Path : C:\msdchem\1\DATA\8G1645\
Data File : 8g39315.d
Signal(s) : Signal #1: ECD1A.ch Signal #2: ECD2B.ch
Acq On : 13 Jul 2021 3:06 am
Operator : christp
Sample : ic1645-5
Misc : op34235,g8g1645,30,,,2,1
ALS Vial : 5 Sample Multiplier: 1

Integration File signal 1: autoint1.e
Integration File signal 2: autoint2.e
Quant Time: Jul 13 22:34:00 2021
Quant Method : C:\MSDCHEM\1\METHODS\8PST1645.M
Quant Title : PEST/PCB
QLast Update : Tue Jul 13 22:19:36 2021
Response via : Initial Calibration
Integrator: ChemStation

Volume Inj. : 1ul/column
Signal #1 Phase : RTXCLP I Signal #2 Phase: RTX-CLP II
Signal #1 Info : 30mx.32mmx.32um Signal #2 Info : 30m x .32mm x .25um

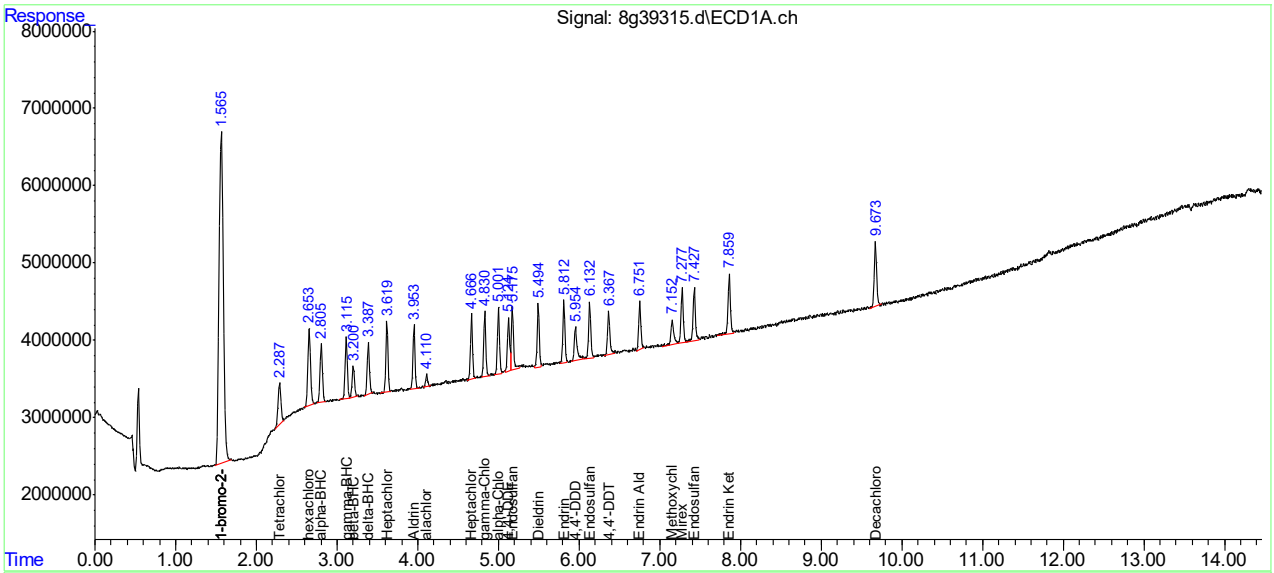

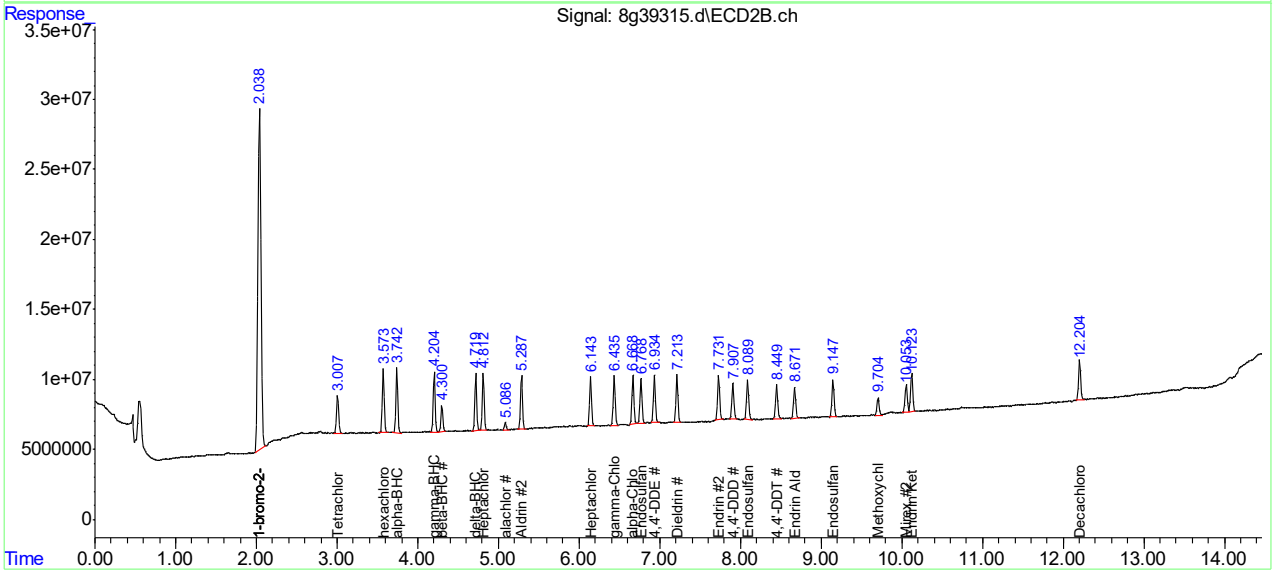

Manual Integration Approval Summary

Sample Number: G8G1645-IC1645
Lab FileID: 8G39315.D
Injection Time: 07/13/21 03:06
Method: SW846 8081B
Analyst approved: 07/13/21 23:22 Rebecca Krug
Supervisor approved: 07/15/21 12:53 Gwendolyn Burns

Parameter	CAS	Sig#	R.T. (min.)	Reason
Alachlor	15972-60-8	1	4.11	Poorly defined baseline
Alachlor	15972-60-8	2	5.09	Poorly defined baseline
4,4'-DDE	72-55-9	1	5.12	Poorly defined baseline
Endosulfan-I	959-98-8	1	5.17	Poorly defined baseline

Quantitation Report (Qedit)

Data Path : C:\msdchem\1\DATA\8G1645\
Data File : 8g39315.d
Signal(s) : Signal #1: ECD1A.ch Signal #2: ECD2B.ch
Acq On : 13 Jul 2021 3:06 am
Operator : christp
Sample : ic1645-5
Misc : op34235,g8g1645,30,,,2,1
ALS Vial : 5 Sample Multiplier: 1

Integration File signal 1: autoint1.e
Integration File signal 2: autoint2.e
Quant Time: Jul 13 22:32:53 2021
Quant Method : C:\MSDCHEM\1\METHODS\8PST1645.M
Quant Title : PEST/PCB
QLast Update : Tue Jul 13 22:19:36 2021
Response via : Initial Calibration
Integrator: ChemStation

Volume Inj. : 1ul/column
Signal #1 Phase : RTXCLP I Signal #2 Phase: RTX-CLP II
Signal #1 Info : 30mx.32mmx.32um Signal #2 Info : 30m x .32mm x .25um

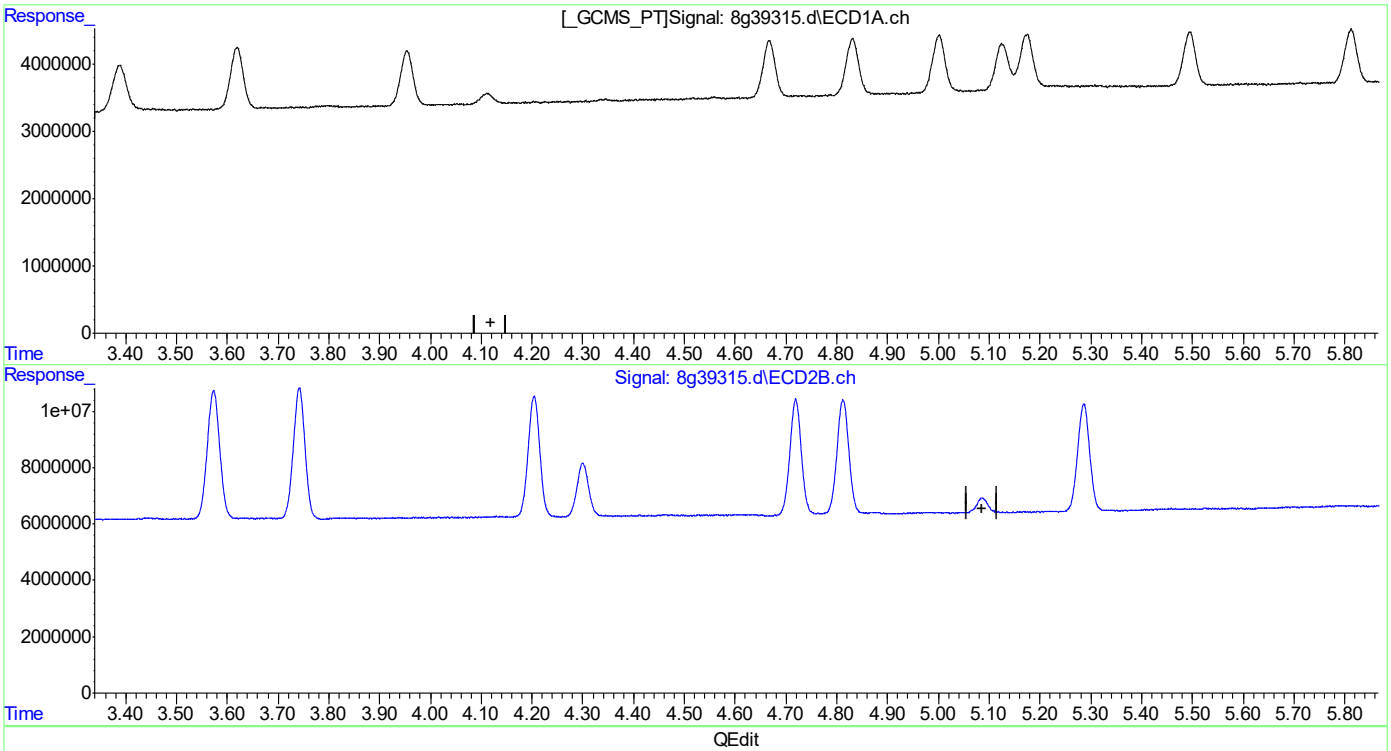

QEdit

(10) alachlor
0.000min 0.000PPB
response 0

(10) alachlor #2
0.000min 0.000PPB
response 0

(+) = Expected Retention Time
8PST1645.M Tue Jul 13 22:33:15 2021 Page: 1

11.6.20.2
11

Quantitation Report (Qedit)

Data Path : C:\msdchem\1\DATA\8G1645\
Data File : 8g39315.d
Signal(s) : Signal #1: ECD1A.ch Signal #2: ECD2B.ch
Acq On : 13 Jul 2021 3:06 am
Operator : christp
Sample : ic1645-5
Misc : op34235,g8g1645,30,,,2,1
ALS Vial : 5 Sample Multiplier: 1

Integration File signal 1: autoint1.e
Integration File signal 2: autoint2.e
Quant Time: Jul 13 22:32:53 2021
Quant Method : C:\MSDCHEM\1\METHODS\8PST1645.M
Quant Title : PEST/PCB
QLast Update : Tue Jul 13 22:19:36 2021
Response via : Initial Calibration
Integrator: ChemStation

Volume Inj. : 1ul/column
Signal #1 Phase : RTXCLP I Signal #2 Phase: RTX-CLP II
Signal #1 Info : 30mx.32mmx.32um Signal #2 Info : 30m x .32mm x .25um

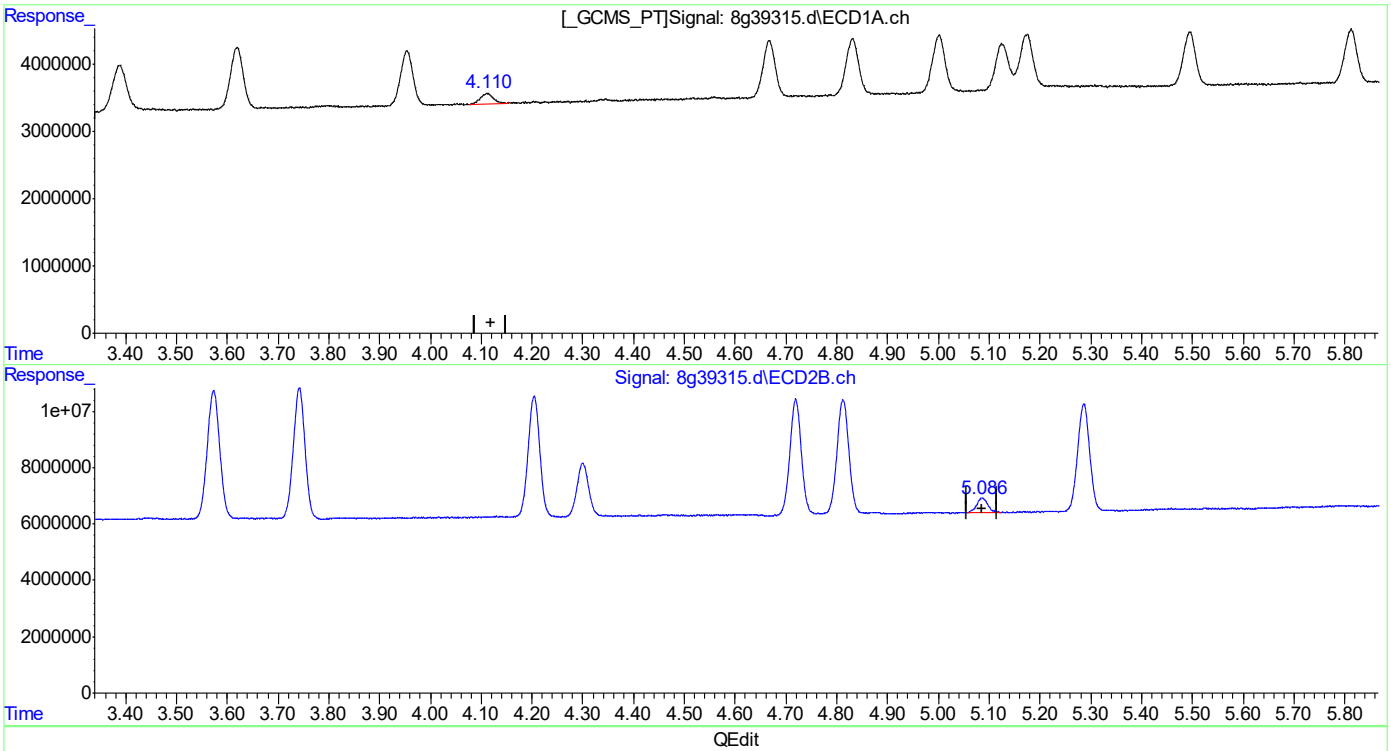

QEdit

(10) alachlor
4.110min 4.808PPB m
response 2860489

(10) alachlor #2
5.086min 4.607PPB m
response 8463977

(+) = Expected Retention Time
8PST1645.M Tue Jul 13 22:33:24 2021 Page: 1

Quantitation Report (Qedit)

Data Path : C:\msdchem\1\DATA\8G1645\
Data File : 8g39315.d
Signal(s) : Signal #1: ECD1A.ch Signal #2: ECD2B.ch
Acq On : 13 Jul 2021 3:06 am
Operator : christp
Sample : ic1645-5
Misc : op34235,g8g1645,30,,,2,1
ALS Vial : 5 Sample Multiplier: 1

Integration File signal 1: autoint1.e
Integration File signal 2: autoint2.e
Quant Time: Jul 13 22:32:53 2021
Quant Method : C:\MSDCHEM\1\METHODS\8PST1645.M
Quant Title : PEST/PCB
QLast Update : Tue Jul 13 22:19:36 2021
Response via : Initial Calibration
Integrator: ChemStation

Volume Inj. : 1ul/column
Signal #1 Phase : RTXCLP I Signal #2 Phase: RTX-CLP II
Signal #1 Info : 30mx.32mmx.32um Signal #2 Info : 30m x .32mm x .25um

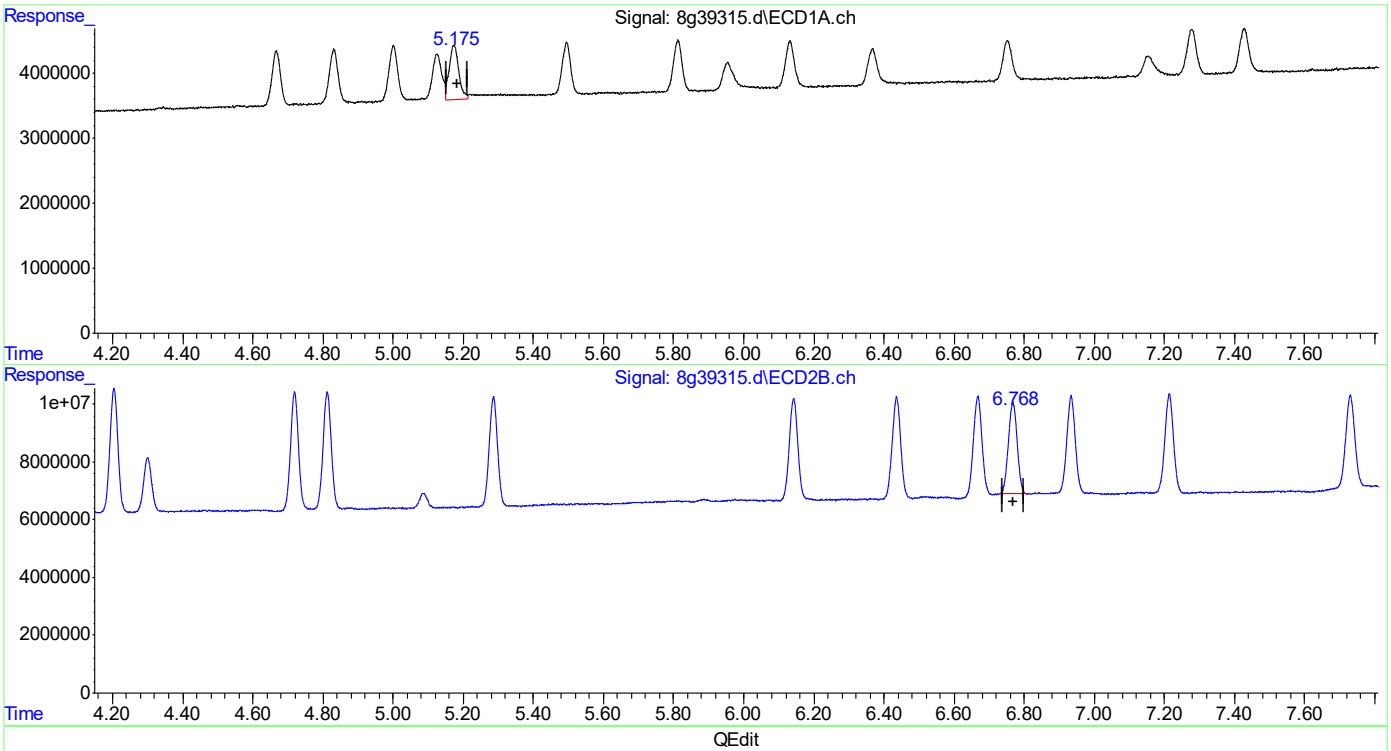

QEdit

(14) Endosulfan I (A)
5.175min 5.156PPB
response 16295772

(14) Endosulfan I #2 (A)
6.768min 4.425PPB
response 55510629

(+) = Expected Retention Time
8PST1645.M Tue Jul 13 22:33:38 2021 Page: 1

Quantitation Report (Qedit)

Data Path : C:\msdchem\1\DATA\8G1645\
Data File : 8g39315.d
Signal(s) : Signal #1: ECD1A.ch Signal #2: ECD2B.ch
Acq On : 13 Jul 2021 3:06 am
Operator : christp
Sample : ic1645-5
Misc : op34235,g8g1645,30,,,2,1
ALS Vial : 5 Sample Multiplier: 1

Integration File signal 1: autoint1.e
Integration File signal 2: autoint2.e
Quant Time: Jul 13 22:32:53 2021
Quant Method : C:\MSDCHEM\1\METHODS\8PST1645.M
Quant Title : PEST/PCB
QLast Update : Tue Jul 13 22:19:36 2021
Response via : Initial Calibration
Integrator: ChemStation

Volume Inj. : 1ul/column
Signal #1 Phase : RTXCLP I Signal #2 Phase: RTX-CLP II
Signal #1 Info : 30mx.32mmx.32um Signal #2 Info : 30m x .32mm x .25um

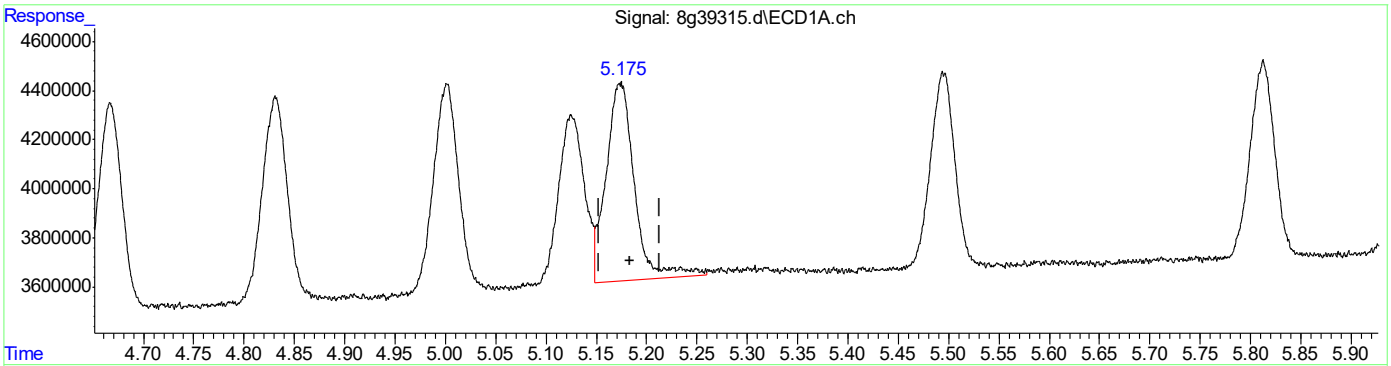

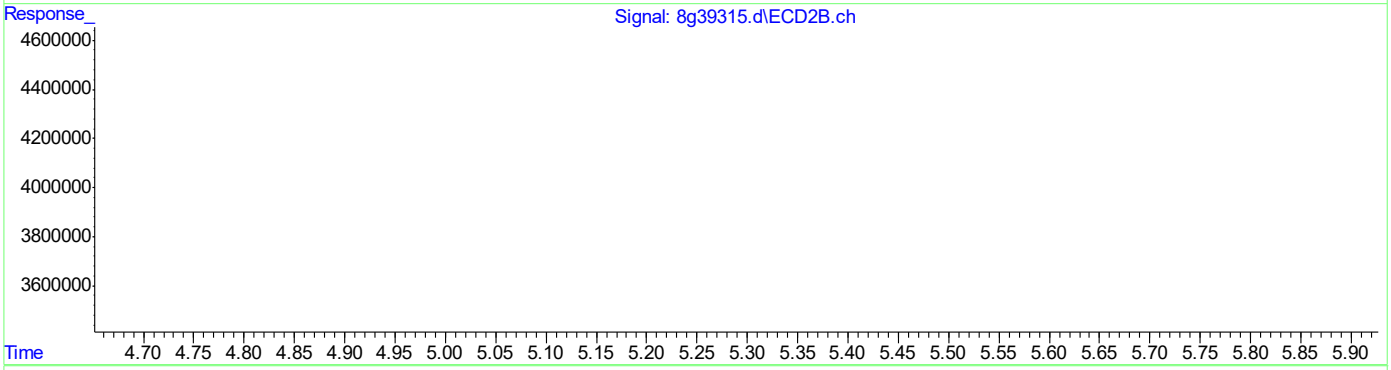

QEdit

(14) Endosulfan I (A)
5.175min 5.001PPB m
response 15806521

(14) Endosulfan I #2 (A)
6.768min 4.425PPB
response 55510629

(+) = Expected Retention Time
8PST1645.M Tue Jul 13 22:33:51 2021 Page: 1

11.6.20.5 11

Quantitation Report (Qedit)

Data Path : C:\msdchem\1\DATA\8G1645\
Data File : 8g39315.d
Signal(s) : Signal #1: ECD1A.ch Signal #2: ECD2B.ch
Acq On : 13 Jul 2021 3:06 am
Operator : christp
Sample : ic1645-5
Misc : op34235,g8g1645,30,,,2,1
ALS Vial : 5 Sample Multiplier: 1

Integration File signal 1: autoint1.e
Integration File signal 2: autoint2.e
Quant Time: Jul 13 22:32:53 2021
Quant Method : C:\MSDCHEM\1\METHODS\8PST1645.M
Quant Title : PEST/PCB
QLast Update : Tue Jul 13 22:19:36 2021
Response via : Initial Calibration
Integrator: ChemStation

Volume Inj. : 1ul/column
Signal #1 Phase : RTXCLP I Signal #2 Phase: RTX-CLP II
Signal #1 Info : 30mx.32mmx.32um Signal #2 Info : 30m x .32mm x .25um

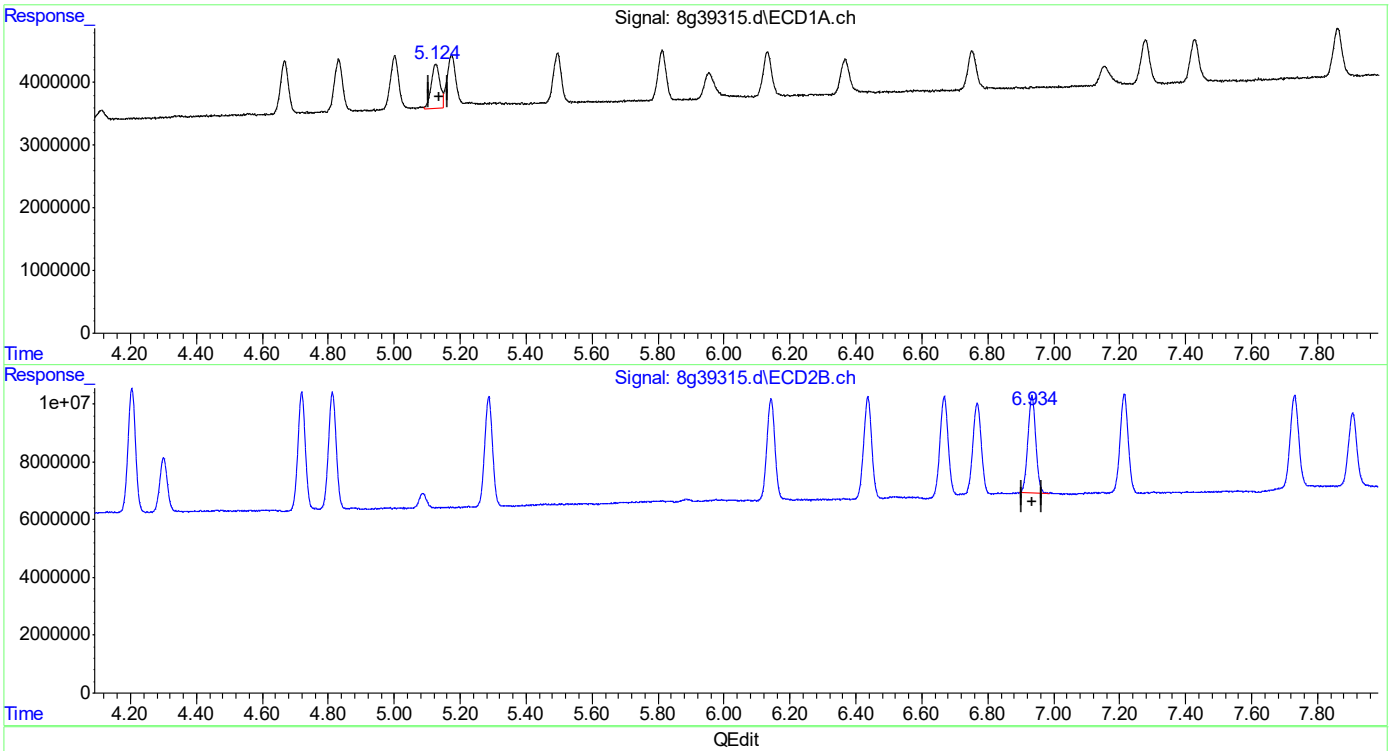

QEdit

(15) 4,4'-DDE (B)
5.125min 4.053PPB
response 13253778

(15) 4,4'-DDE #2 (B)
6.934min 4.309PPB
response 56047941

(+) = Expected Retention Time
8PST1645.M Tue Jul 13 22:33:55 2021 Page: 1

Quantitation Report (Qedit)

Data Path : C:\msdchem\1\DATA\8G1645\
Data File : 8g39315.d
Signal(s) : Signal #1: ECD1A.ch Signal #2: ECD2B.ch
Acq On : 13 Jul 2021 3:06 am
Operator : christp
Sample : ic1645-5
Misc : op34235,g8g1645,30,,,2,1
ALS Vial : 5 Sample Multiplier: 1

Integration File signal 1: autoint1.e
Integration File signal 2: autoint2.e
Quant Time: Jul 13 22:32:53 2021
Quant Method : C:\MSDCHEM\1\METHODS\8PST1645.M
Quant Title : PEST/PCB
QLast Update : Tue Jul 13 22:19:36 2021
Response via : Initial Calibration
Integrator: ChemStation

Volume Inj. : 1ul/column
Signal #1 Phase : RTXCLP I Signal #2 Phase: RTX-CLP II
Signal #1 Info : 30mx.32mmx.32um Signal #2 Info : 30m x .32mm x .25um

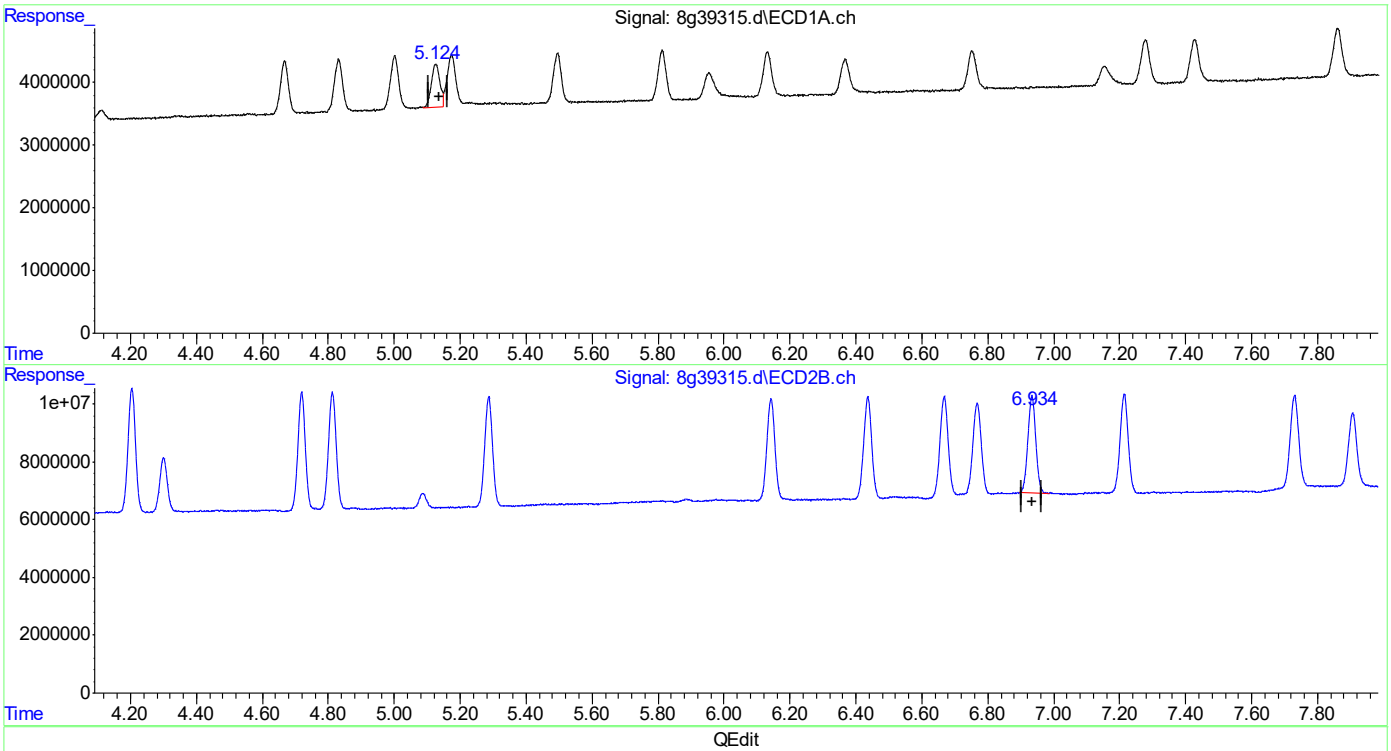

QEdit

(15) 4,4'-DDE (B)
5.124min 3.842PPB m
response 12564073

(15) 4,4'-DDE #2 (B)
6.934min 4.309PPB
response 56047941

(+) = Expected Retention Time

11.6.20.7 11

Manual Integrations APPROVED (compounds with "m" flag)
Gwendolyn Burns 07/15/21 12:53

Quantitation Report (QT Reviewed)

Data Path : C:\msdchem\1\DATA\8G1645\
Data File : 8g39316.d
Signal(s) : Signal #1: ECD1A.ch Signal #2: ECD2B.ch
Acq On : 13 Jul 2021 3:23 am
Operator : christp
Sample : ic1645-10
Misc : op34235,g8g1645,30,,,2,1
ALS Vial : 6 Sample Multiplier: 1

Integration File signal 1: autoint1.e
Integration File signal 2: autoint2.e
Quant Time: Jul 13 22:31:30 2021
Quant Method : C:\MSDCHEM\1\METHODS\8PST1645.M
Quant Title : PEST/PCB
QLast Update : Tue Jul 13 22:19:36 2021
Response via : Initial Calibration
Integrator: ChemStation

Volume Inj. : 1ul/column
Signal #1 Phase : RTXCLP I Signal #2 Phase: RTX-CLP II
Signal #1 Info : 30mx.32mmx.32um Signal #2 Info : 30m x .32mm x .25um

		Compound	RT#1	RT#2	Resp#1	Resp#2	PPB	PPB	
		Internal Standards							
1)	I	1-bromo-2...	1.562	2.038	158.5E6	659.5E6	50.000	50.000	
27)	I	1-bromo-2...	1.562	2.038	158.5E6	659.5E6	50.000	50.000	
33)	I	1-bromo-2...	1.562	2.038	158.5E6	659.5E6	50.000	50.000	
		System Monitoring Compounds							
2)	SAB	Tetrachlo...	2.286	3.006	26982701	105.0E6	9.156m	9.320	
		Spiked Amount 40.000	Range 30 - 150		Recovery =		22.89%#	23.30%#	
26)	SA	Decachlor...	9.672	12.203	33586794	100.1E6	9.797	9.829	
		Spiked Amount 40.000			Recovery =		24.49%	24.57%	
		Target Compounds							
3)		hexachlor...	2.654	3.573	44783958	158.2E6	11.029	10.084	
4)	A	alpha-BHC	2.804	3.742	32371890	157.1E6	9.044	9.537	
5)	MA	gamma-BHC	3.113	4.204	31294905	142.9E6	8.906	9.328	
6)	MA	Heptachlor	3.619	4.812	32565106	136.7E6	9.107	8.878	
7)	B	beta-BHC	3.201	4.299	16655007	61639062	8.826	9.254	
8)	B	delta-BHC	3.387	4.719	27047404	137.0E6	9.244	10.902	
9)	MB	Aldrin	3.953	5.286	28209316	131.1E6	8.634	9.287	
10)		alachlor	4.110	5.086	4891818	16525693	8.250	8.985	
11)	B	Heptachlo...	4.665	6.141	29264624	121.7E6	9.064	8.957	
12)	B	gamma-Chl...	4.829	6.435	29750355	123.1E6	8.864	9.135	
13)	B	alpha-Chl...	5.001	6.667	30320141	121.8E6	9.001	9.253	
14)	A	Endosulfan I	5.172	6.768	30699521	116.0E6	9.744	9.232	
15)	B	4,4'-DDE	5.125	6.933	24853647	117.8E6	7.625	9.044	
16)	MA	Dieldrin	5.493	7.213	27996092	122.0E6	8.830	9.220	
17)	MA	Endrin	5.811	7.731	28035688	118.1E6	9.695	9.749	
18)	A	4,4'-DDD	5.953	7.905	19473941	95881792	7.506m	9.464	#
19)	B	Endosulfa...	6.132	8.089	25880149	106.3E6	8.973	9.583	
20)	MA	4,4'-DDT	6.366	8.449	22508017	91074372	8.718m	9.305	
21)	B	Endrin Al...	6.750	8.671	22104808	84038167	8.965	9.788	
22)	B	Endosulfa...	7.426	9.148	25690699	99939716	9.985	10.676	
23)	A	Methoxychlor	7.152	9.703	14265823	47323892	8.561m	9.629	
24)		Mirex	7.277	10.053	25774119	79167623	8.264	8.573	
25)	B	Endrin Ke...	7.859	10.121	29985673	107.8E6	10.162	11.170	

SemiQuant Compounds - Not Calibrated on this Instrument

(f)=RT Delta > 1/2 Window (#)=Amounts differ by > 25% (m)=manual int.

Quantitation Report (QT Reviewed)

Data Path : C:\msdchem\1\DATA\8G1645\
Data File : 8g39316.d
Signal(s) : Signal #1: ECD1A.ch Signal #2: ECD2B.ch
Acq On : 13 Jul 2021 3:23 am
Operator : christp
Sample : ic1645-10
Misc : op34235,g8g1645,30,,,2,1
ALS Vial : 6 Sample Multiplier: 1

Integration File signal 1: autoint1.e
Integration File signal 2: autoint2.e
Quant Time: Jul 13 22:31:30 2021
Quant Method : C:\MSDCHEM\1\METHODS\8PST1645.M
Quant Title : PEST/PCB
QLast Update : Tue Jul 13 22:19:36 2021
Response via : Initial Calibration
Integrator: ChemStation

Volume Inj. : 1ul/column
Signal #1 Phase : RTXCLP I Signal #2 Phase: RTX-CLP II
Signal #1 Info : 30mx.32mmx.32um Signal #2 Info : 30m x .32mm x .25um

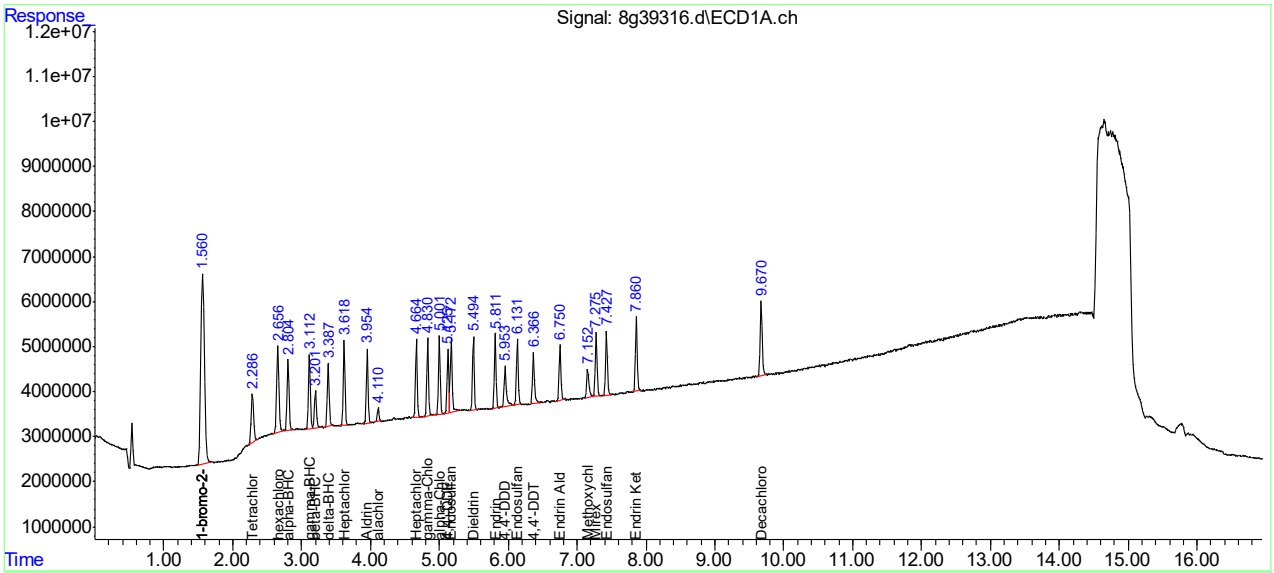

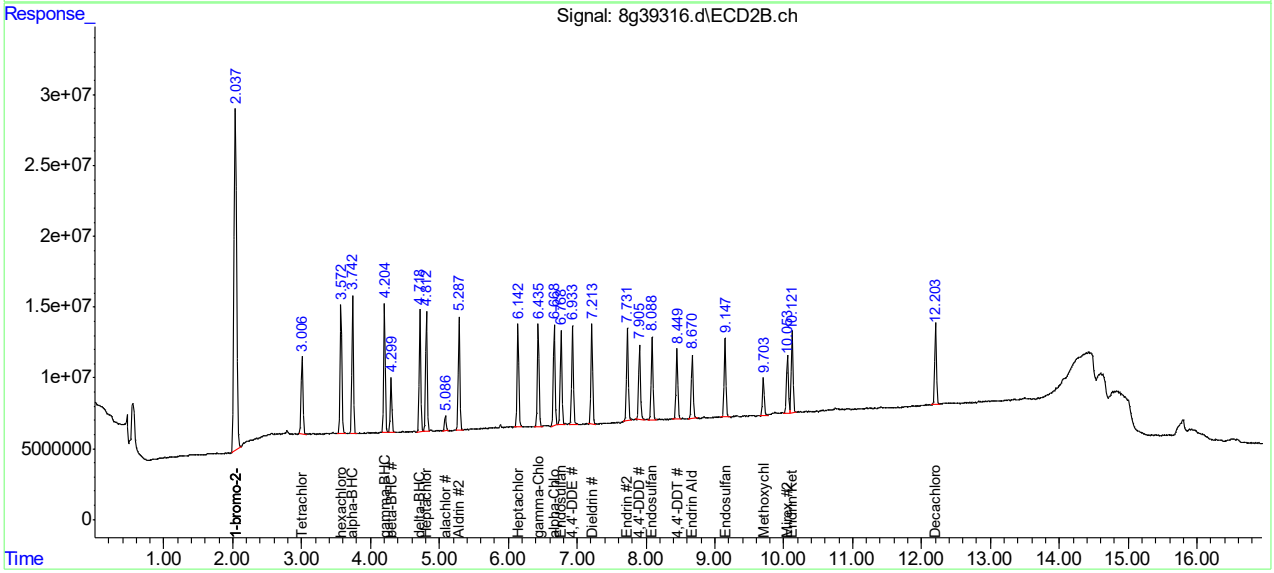

11.6.21
11

Manual Integration Approval Summary

Sample Number: G8G1645-IC1645
Lab FileID: 8G39316.D
Injection Time: 07/13/21 03:23
Method: SW846 8081B
Analyst approved: 07/13/21 23:22 Rebecca Krug
Supervisor approved: 07/15/21 12:53 Gwendolyn Burns

Parameter	CAS	Sig#	R.T. (min.)	Reason
Tetrachloro-m-xylene	877-09-8	1	2.29	Poorly defined baseline
4,4'-DDD	72-54-8	1	5.95	Poorly defined baseline
4,4'-DDT	50-29-3	1	6.37	Poorly defined baseline
Methoxychlor	72-43-5	1	7.15	Poorly defined baseline

Quantitation Report (Qedit)

Data Path : C:\msdchem\1\DATA\8G1645\
Data File : 8g39316.d
Signal(s) : Signal #1: ECD1A.ch Signal #2: ECD2B.ch
Acq On : 13 Jul 2021 3:23 am
Operator : christp
Sample : ic1645-10
Misc : op34235,g8g1645,30,,,2,1
ALS Vial : 6 Sample Multiplier: 1

Integration File signal 1: autoint1.e
Integration File signal 2: autoint2.e
Quant Time: Jul 13 22:30:31 2021
Quant Method : C:\MSDCHEM\1\METHODS\8PST1645.M
Quant Title : PEST/PCB
QLast Update : Tue Jul 13 22:19:36 2021
Response via : Initial Calibration
Integrator: ChemStation

Volume Inj. : 1ul/column
Signal #1 Phase : RTXCLP I Signal #2 Phase: RTX-CLP II
Signal #1 Info : 30mx.32mmx.32um Signal #2 Info : 30m x .32mm x .25um

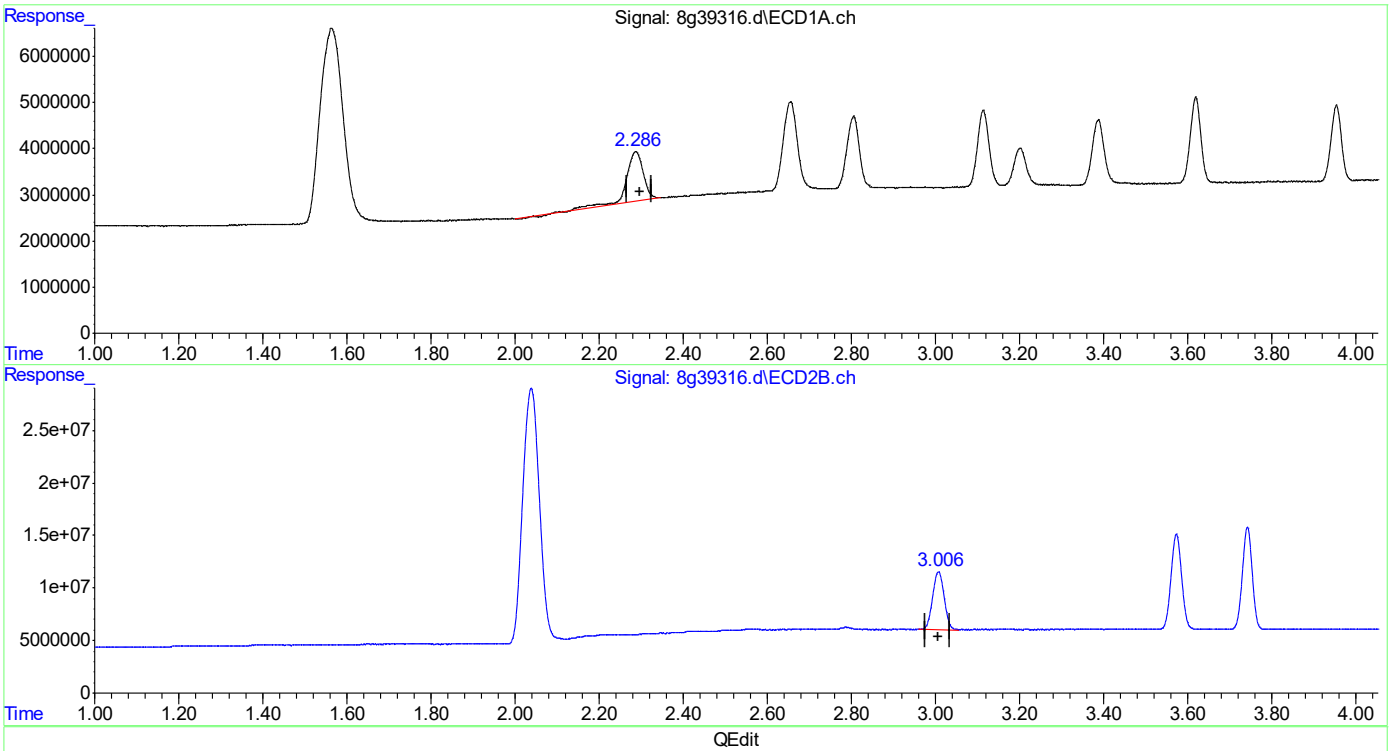

(2) Tetrachloro-m-xylene (SAB)
2.286min 10.010PPB
response 29501074

(2) Tetrachloro-m-xylene #2 (SAB)
3.006min 9.320PPB
response 105040270

(+) = Expected Retention Time
8PST1645.M Tue Jul 13 22:30:40 2021 Page: 1

Quantitation Report (Qedit)

Data Path : C:\msdchem\1\DATA\8G1645\
Data File : 8g39316.d
Signal(s) : Signal #1: ECD1A.ch Signal #2: ECD2B.ch
Acq On : 13 Jul 2021 3:23 am
Operator : christp
Sample : ic1645-10
Misc : op34235,g8g1645,30,,,2,1
ALS Vial : 6 Sample Multiplier: 1

Integration File signal 1: autoint1.e
Integration File signal 2: autoint2.e
Quant Time: Jul 13 22:30:31 2021
Quant Method : C:\MSDCHEM\1\METHODS\8PST1645.M
Quant Title : PEST/PCB
QLast Update : Tue Jul 13 22:19:36 2021
Response via : Initial Calibration
Integrator: ChemStation

Volume Inj. : 1ul/column
Signal #1 Phase : RTXCLP I Signal #2 Phase: RTX-CLP II
Signal #1 Info : 30mx.32mmx.32um Signal #2 Info : 30m x .32mm x .25um

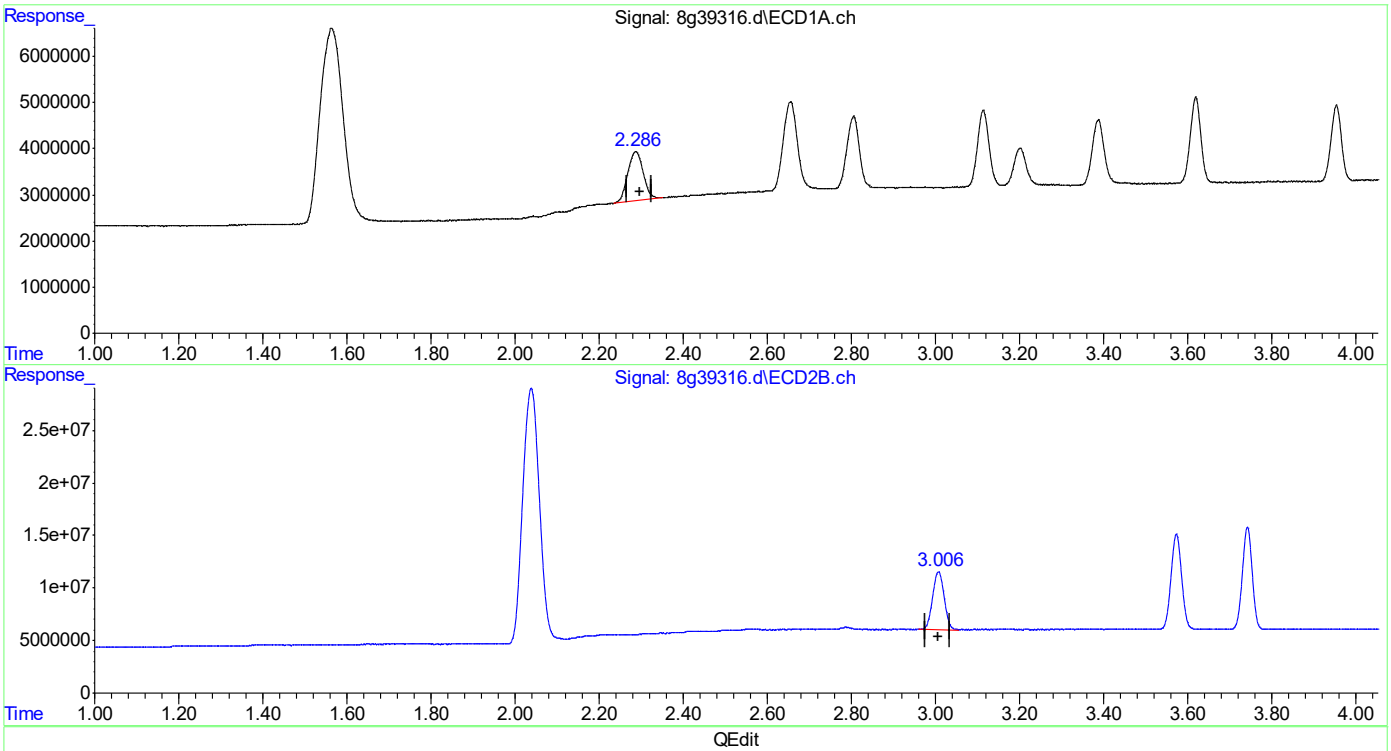

(2) Tetrachloro-m-xylene (SAB)
2.286min 9.156PPB m
response 26982701

(2) Tetrachloro-m-xylene #2 (SAB)
3.006min 9.320PPB
response 105040270

(+) = Expected Retention Time
8PST1645.M Tue Jul 13 22:30:45 2021

Quantitation Report (Qedit)

Data Path : C:\msdchem\1\DATA\8G1645\
Data File : 8g39316.d
Signal(s) : Signal #1: ECD1A.ch Signal #2: ECD2B.ch
Acq On : 13 Jul 2021 3:23 am
Operator : christp
Sample : ic1645-10
Misc : op34235,g8g1645,30,,,2,1
ALS Vial : 6 Sample Multiplier: 1

Integration File signal 1: autoint1.e
Integration File signal 2: autoint2.e
Quant Time: Jul 13 22:30:31 2021
Quant Method : C:\MSDCHEM\1\METHODS\8PST1645.M
Quant Title : PEST/PCB
QLast Update : Tue Jul 13 22:19:36 2021
Response via : Initial Calibration
Integrator: ChemStation

Volume Inj. : 1ul/column
Signal #1 Phase : RTXCLP I Signal #2 Phase: RTX-CLP II
Signal #1 Info : 30mx.32mmx.32um Signal #2 Info : 30m x .32mm x .25um

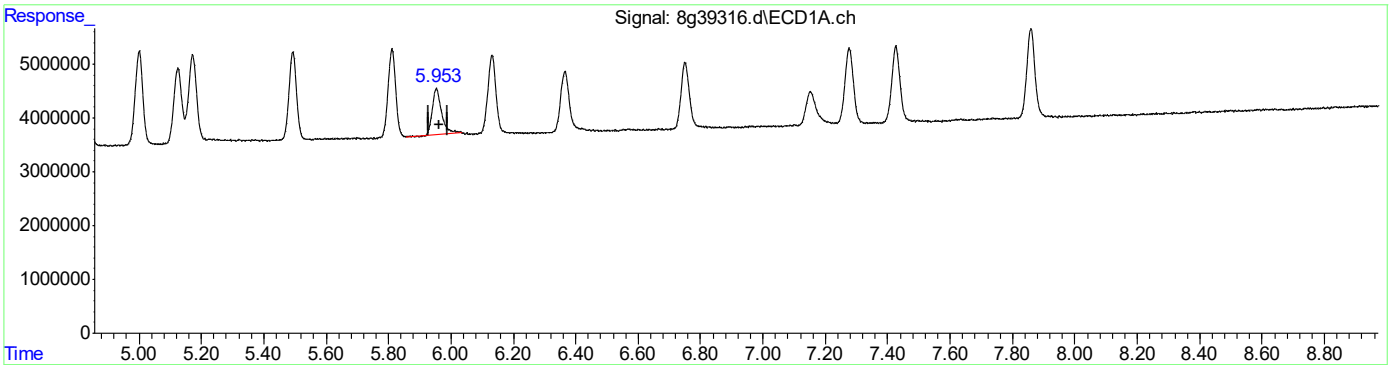

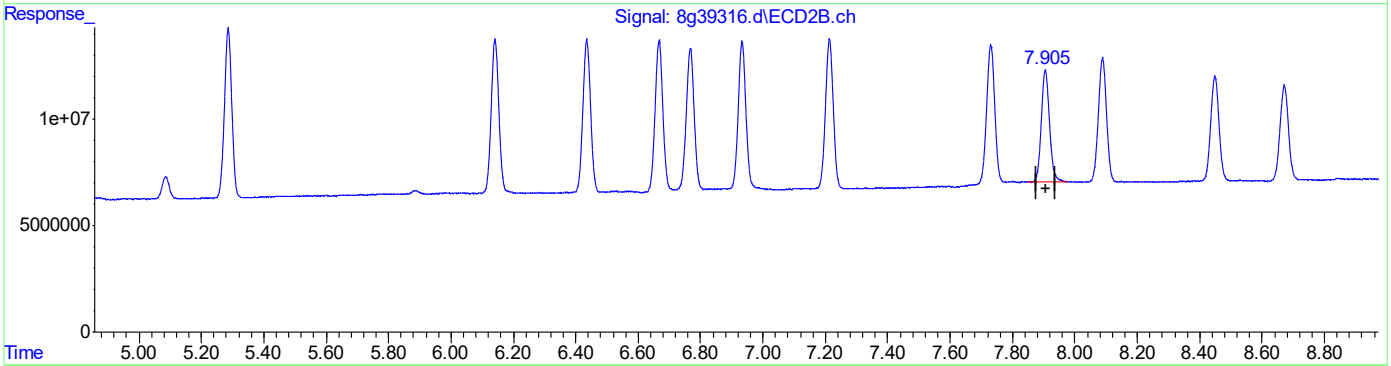

QEdit

(18) 4,4'-DDD (A)
5.953min 6.582PPB
response 17077521

(18) 4,4'-DDD #2 (A)
7.905min 9.464PPB
response 95881792

(+) = Expected Retention Time
8PST1645.M Tue Jul 13 22:30:59 2021 Page: 1

Quantitation Report (Qedit)

Data Path : C:\msdchem\1\DATA\8G1645\
Data File : 8g39316.d
Signal(s) : Signal #1: ECD1A.ch Signal #2: ECD2B.ch
Acq On : 13 Jul 2021 3:23 am
Operator : christp
Sample : ic1645-10
Misc : op34235,g8g1645,30,,,2,1
ALS Vial : 6 Sample Multiplier: 1

Integration File signal 1: autoint1.e
Integration File signal 2: autoint2.e
Quant Time: Jul 13 22:30:31 2021
Quant Method : C:\MSDCHEM\1\METHODS\8PST1645.M
Quant Title : PEST/PCB
QLast Update : Tue Jul 13 22:19:36 2021
Response via : Initial Calibration
Integrator: ChemStation

Volume Inj. : 1ul/column
Signal #1 Phase : RTXCLP I Signal #2 Phase: RTX-CLP II
Signal #1 Info : 30mx.32mmx.32um Signal #2 Info : 30m x .32mm x .25um

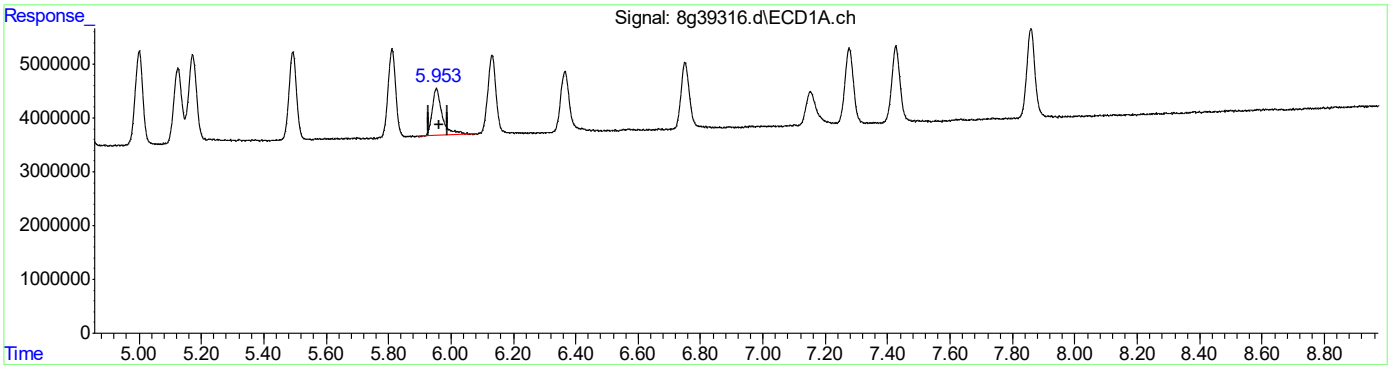

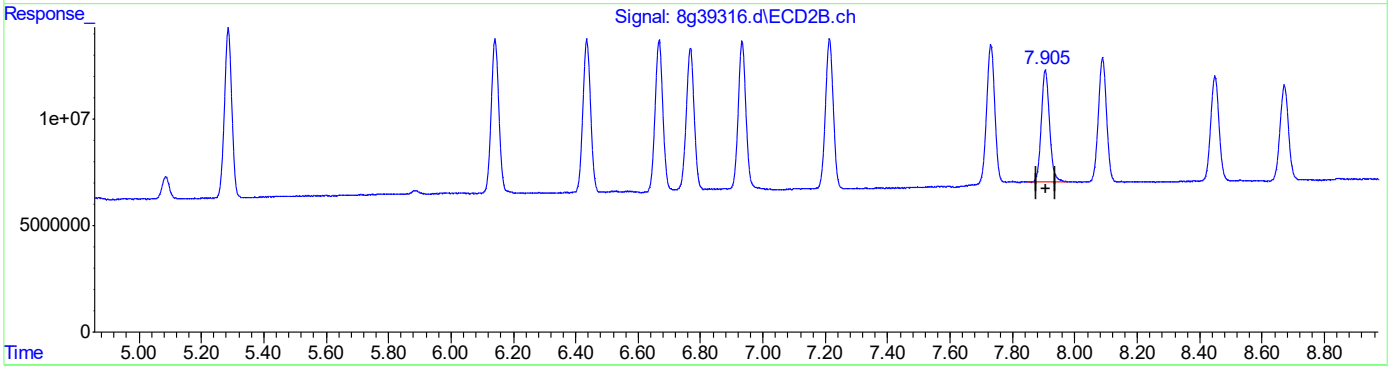

QEdit

(18) 4,4'-DDD (A)
5.953min 7.506PPB m
response 19473941

(18) 4,4'-DDD #2 (A)
7.905min 9.464PPB
response 95881792

(+) = Expected Retention Time
8PST1645.M Tue Jul 13 22:31:04 2021

Quantitation Report (Qedit)

Data Path : C:\msdchem\1\DATA\8G1645\
Data File : 8g39316.d
Signal(s) : Signal #1: ECD1A.ch Signal #2: ECD2B.ch
Acq On : 13 Jul 2021 3:23 am
Operator : christp
Sample : ic1645-10
Misc : op34235,g8g1645,30,,,2,1
ALS Vial : 6 Sample Multiplier: 1

Integration File signal 1: autoint1.e
Integration File signal 2: autoint2.e
Quant Time: Jul 13 22:30:31 2021
Quant Method : C:\MSDCHEM\1\METHODS\8PST1645.M
Quant Title : PEST/PCB
QLast Update : Tue Jul 13 22:19:36 2021
Response via : Initial Calibration
Integrator: ChemStation

Volume Inj. : 1ul/column
Signal #1 Phase : RTXCLP I Signal #2 Phase: RTX-CLP II
Signal #1 Info : 30mx.32mmx.32um Signal #2 Info : 30m x .32mm x .25um

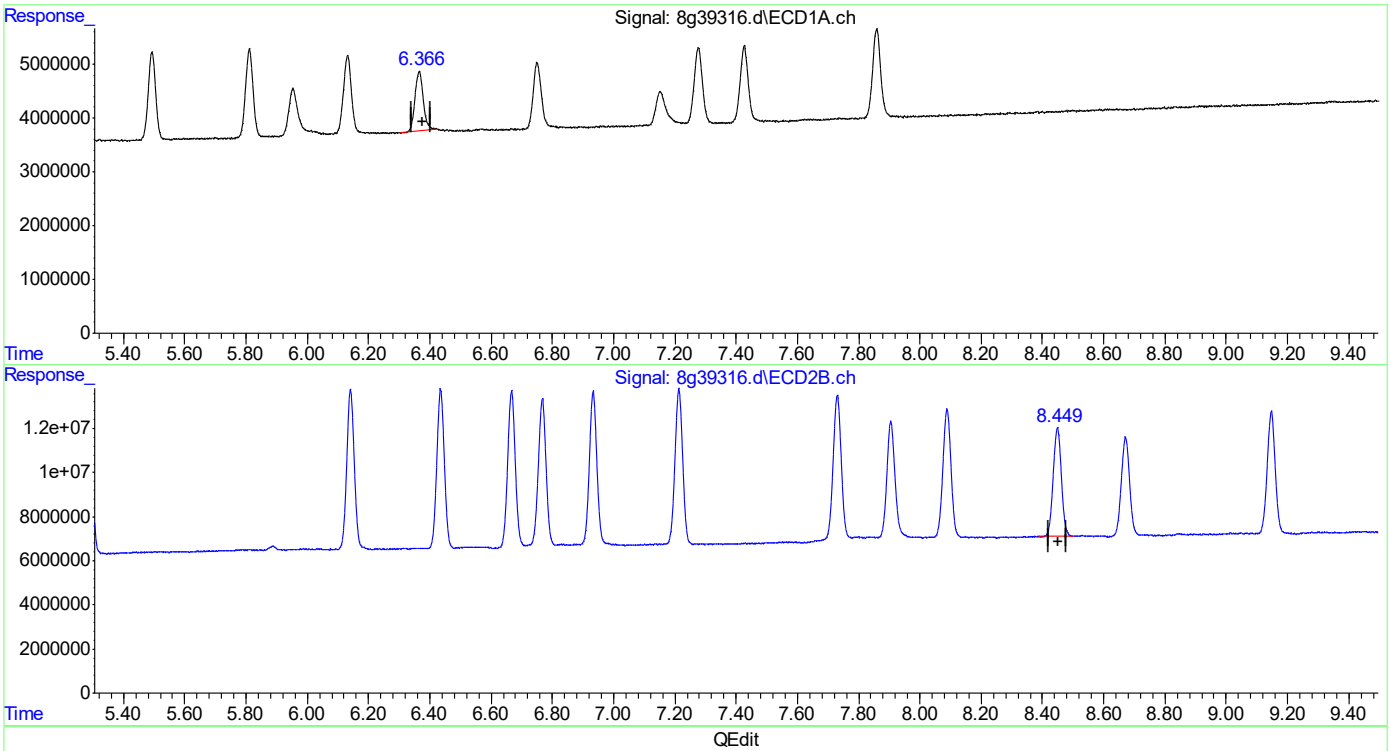

QEdit

(20) 4,4'-DDT (MA)
6.365min 7.876PPB
response 20335659

(20) 4,4'-DDT #2 (MA)
8.449min 9.305PPB
response 91074372

(+) = Expected Retention Time
8PST1645.M Tue Jul 13 22:31:08 2021 Page: 1

11.6.21.6 11

Quantitation Report (Qedit)

Data Path : C:\msdchem\1\DATA\8G1645\
Data File : 8g39316.d
Signal(s) : Signal #1: ECD1A.ch Signal #2: ECD2B.ch
Acq On : 13 Jul 2021 3:23 am
Operator : christp
Sample : ic1645-10
Misc : op34235,g8g1645,30,,,2,1
ALS Vial : 6 Sample Multiplier: 1

Integration File signal 1: autoint1.e
Integration File signal 2: autoint2.e
Quant Time: Jul 13 22:30:31 2021
Quant Method : C:\MSDCHEM\1\METHODS\8PST1645.M
Quant Title : PEST/PCB
QLast Update : Tue Jul 13 22:19:36 2021
Response via : Initial Calibration
Integrator: ChemStation

Volume Inj. : 1ul/column
Signal #1 Phase : RTXCLP I Signal #2 Phase: RTX-CLP II
Signal #1 Info : 30mx.32mmx.32um Signal #2 Info : 30m x .32mm x .25um

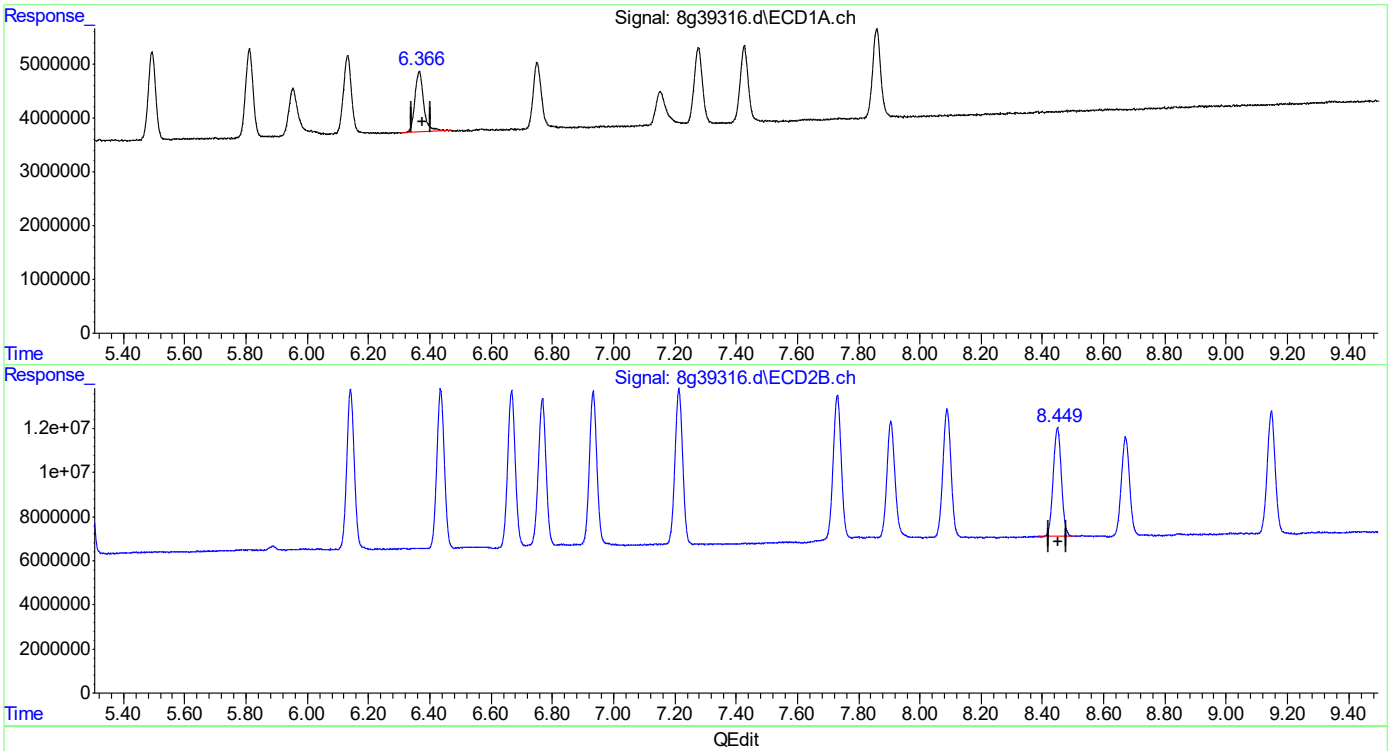

QEdit

(20) 4,4'-DDT (MA)
6.366min 8.718PPB m
response 22508017

(20) 4,4'-DDT #2 (MA)
8.449min 9.305PPB
response 91074372

(+) = Expected Retention Time
8PST1645.M Tue Jul 13 22:31:13 2021 Page: 1

11.6.21.7 11

Quantitation Report (Qedit)

Data Path : C:\msdchem\1\DATA\8G1645\
Data File : 8g39316.d
Signal(s) : Signal #1: ECD1A.ch Signal #2: ECD2B.ch
Acq On : 13 Jul 2021 3:23 am
Operator : christp
Sample : ic1645-10
Misc : op34235,g8g1645,30,,,2,1
ALS Vial : 6 Sample Multiplier: 1

Integration File signal 1: autoint1.e
Integration File signal 2: autoint2.e
Quant Time: Jul 13 22:30:31 2021
Quant Method : C:\MSDCHEM\1\METHODS\8PST1645.M
Quant Title : PEST/PCB
QLast Update : Tue Jul 13 22:19:36 2021
Response via : Initial Calibration
Integrator: ChemStation

Volume Inj. : 1ul/column
Signal #1 Phase : RTXCLP I Signal #2 Phase: RTX-CLP II
Signal #1 Info : 30mx.32mmx.32um Signal #2 Info : 30m x .32mm x .25um

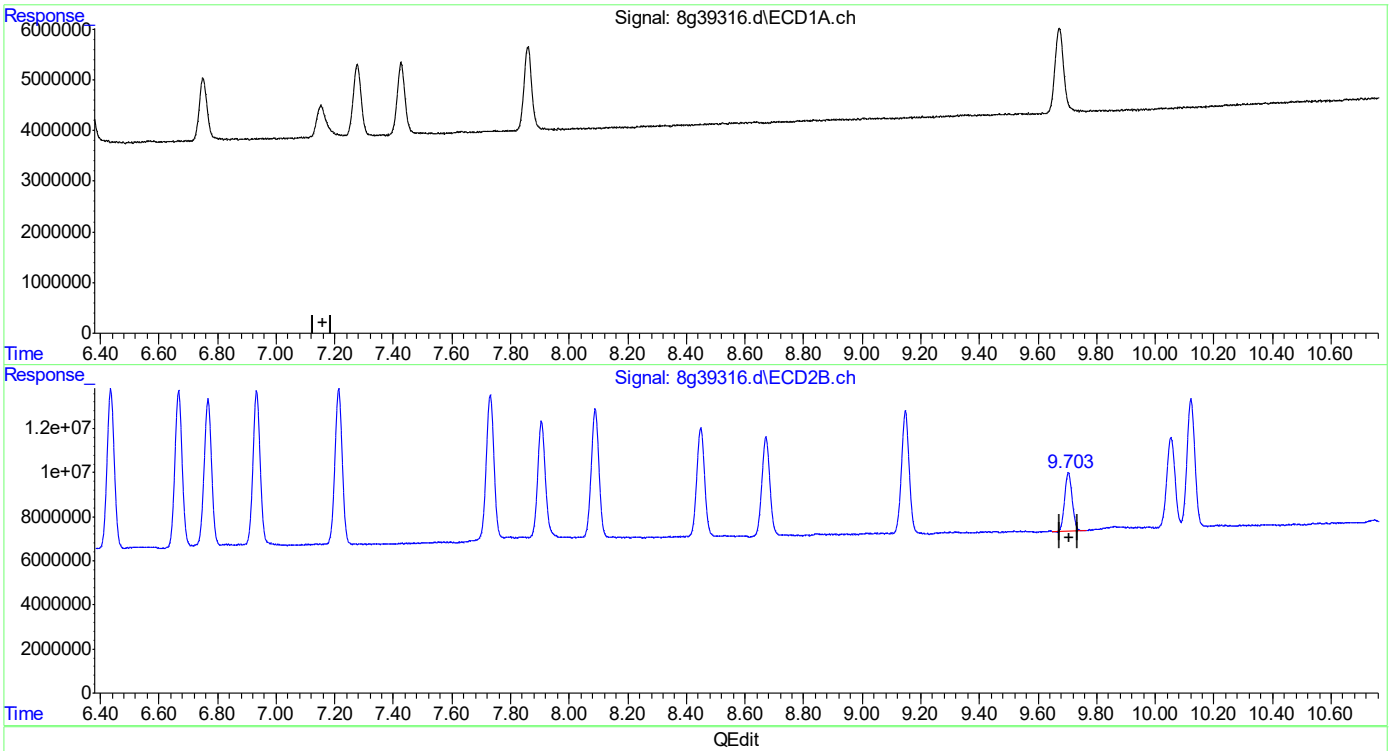

QEdit

(23) Methoxychlor (A)
0.000min 0.000PPB
response 0

(23) Methoxychlor #2 (A)
9.703min 9.629PPB
response 47323892

(+) = Expected Retention Time
8PST1645.M Tue Jul 13 22:31:18 2021 Page: 1

11.6.21.8 11

Quantitation Report (Qedit)

Data Path : C:\msdchem\1\DATA\8G1645\
Data File : 8g39316.d
Signal(s) : Signal #1: ECD1A.ch Signal #2: ECD2B.ch
Acq On : 13 Jul 2021 3:23 am
Operator : christp
Sample : ic1645-10
Misc : op34235,g8g1645,30,,,2,1
ALS Vial : 6 Sample Multiplier: 1

Integration File signal 1: autoint1.e
Integration File signal 2: autoint2.e
Quant Time: Jul 13 22:30:31 2021
Quant Method : C:\MSDCHEM\1\METHODS\8PST1645.M
Quant Title : PEST/PCB
QLast Update : Tue Jul 13 22:19:36 2021
Response via : Initial Calibration
Integrator: ChemStation

Volume Inj. : 1ul/column
Signal #1 Phase : RTXCLP I Signal #2 Phase: RTX-CLP II
Signal #1 Info : 30mx.32mmx.32um Signal #2 Info : 30m x .32mm x .25um

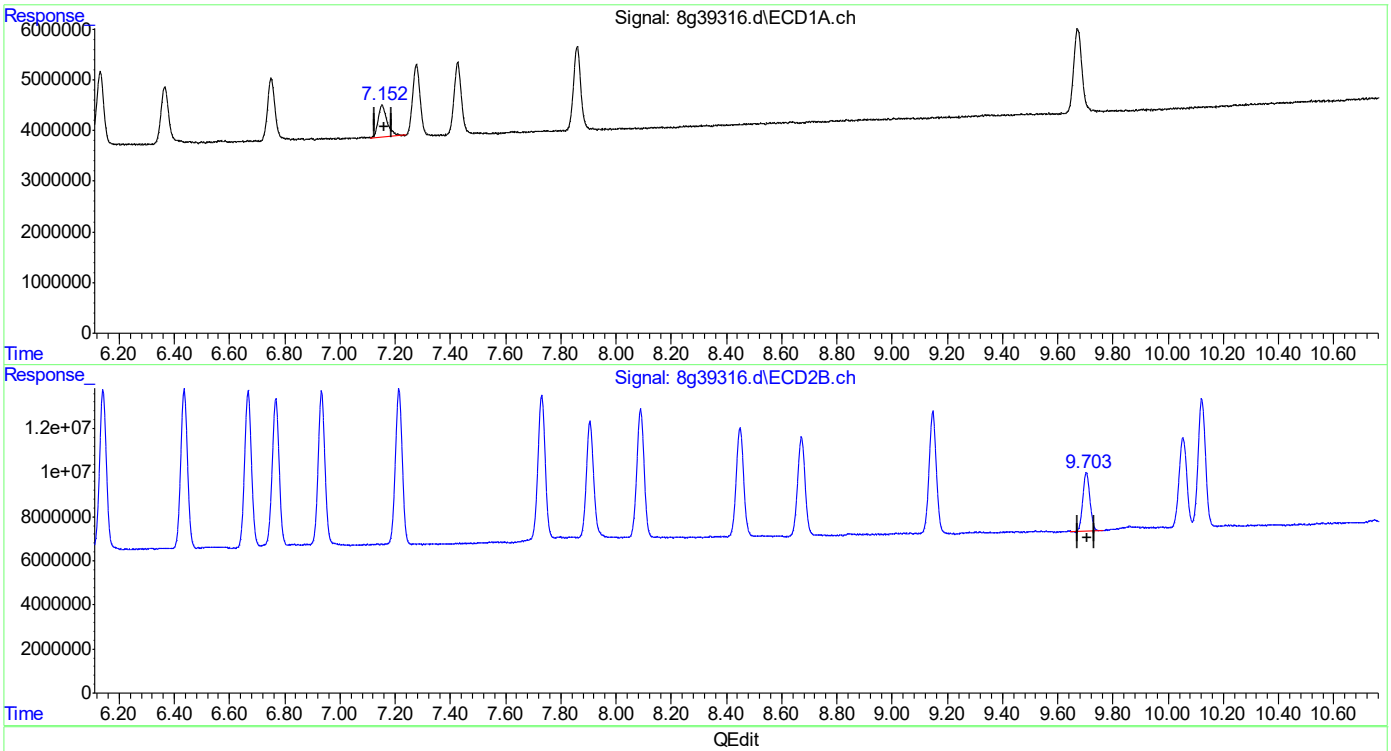

(23) Methoxychlor (A)
7.152min 8.561PPB m
response 14265823

(23) Methoxychlor #2 (A)
9.703min 9.629PPB
response 47323892

(+) = Expected Retention Time
8PST1645.M Tue Jul 13 22:31:32 2021 Page: 1

11.6.21.9
11

Manual Integrations APPROVED (compounds with "m" flag)
Gwendolyn Burns 07/15/21 12:53

Quantitation Report (QT Reviewed)

Data Path : C:\msdchem\1\DATA\8G1645\
Data File : 8g39317.d
Signal(s) : Signal #1: ECD1A.ch Signal #2: ECD2B.ch
Acq On : 13 Jul 2021 3:42 am
Operator : christp
Sample : icc1645-25
Misc : op34235,g8g1645,30,,,2,1
ALS Vial : 7 Sample Multiplier: 1

Integration File signal 1: autoint1.e
Integration File signal 2: autoint2.e
Quant Time: Jul 13 22:20:09 2021
Quant Method : C:\MSDCHEM\1\METHODS\8PST1645.M
Quant Title : PEST/PCB
QLast Update : Tue Jul 13 22:19:36 2021
Response via : Initial Calibration
Integrator: ChemStation

Volume Inj. : 1ul/column
Signal #1 Phase : RTXCLP I Signal #2 Phase: RTX-CLP II
Signal #1 Info : 30mx.32mmx.32um Signal #2 Info : 30m x .32mm x .25um

	Compound	RT#1	RT#2	Resp#1	Resp#2	PPB	PPB
	Internal Standards						
1) I	1-bromo-2...	1.571	2.039	157.9E6	659.2E6	50.000	50.000
27) I	1-bromo-2...	1.571	2.039	157.9E6	659.2E6	50.000	50.000
33) I	1-bromo-2...	1.571	2.039	157.9E6	659.2E6	50.000	50.000
	System Monitoring Compounds						
2) SAB	Tetrachlo...	2.297	3.006	69475596	266.0E6	23.652	23.612
	Spiked Amount 40.000	Range 30 - 150		Recovery =		59.13%	59.03%
26) SA	Decachlor...	9.682	12.207	84527249	242.4E6	24.738	23.807
	Spiked Amount 40.000			Recovery =		61.84%	59.52%
	Target Compounds						
3)	hexachlor...	2.664	3.572	114.0E6	386.3E6	28.172	24.635
4) A	alpha-BHC	2.814	3.742	88229119	408.0E6	24.731	24.774
5) MA	gamma-BHC	3.123	4.204	82708883	370.0E6	23.615	24.171
6) MA	Heptachlor	3.630	4.813	84659997	349.2E6	23.753	22.692
7) B	beta-BHC	3.210	4.300	41054652	153.2E6	21.827	23.014
8) B	delta-BHC	3.396	4.719	77063606	360.0E6	26.426m	28.649
9) MB	Aldrin	3.965	5.287	74981321	336.6E6	23.024	23.843
10)	alachlor	4.120	5.087	12723989	40964356	21.528	22.280
11) B	Heptachlo...	4.679	6.145	74870428	311.6E6	23.267	22.938
12) B	gamma-Chl...	4.842	6.438	76258134	315.7E6	22.795	23.431
13) B	alpha-Chl...	5.012	6.669	77170558	305.7E6	22.985	23.233
14) A	Endosulfan I	5.185	6.771	75819542	291.6E6	24.146	23.227
15) B	4,4'-DDE	5.136	6.935	70821181	302.0E6	21.798	23.199
16) MA	Dieldrin	5.505	7.216	73611022	313.3E6	23.292	23.687
17) MA	Endrin	5.824	7.733	74533499	302.6E6	25.858	24.981
18) A	4,4'-DDD	5.962	7.908	55022332	245.9E6	21.278	24.275
19) B	Endosulfa...	6.143	8.092	67986064	268.4E6	23.650	24.208
20) MA	4,4'-DDT	6.376	8.452	61707107	242.5E6	23.978	24.783
21) B	Endrin Al...	6.763	8.674	58476831	210.6E6	23.794	24.542
22) B	Endosulfa...	7.438	9.150	66970252	253.2E6	26.114	27.055
23) A	Methoxychlor	7.161	9.707	37412172	123.8E6	22.526	25.196
24)	Mirex	7.287	10.056	64956742	193.2E6	20.896	20.927
25) B	Endrin Ke...	7.870	10.125	78410681	270.4E6	26.660	28.024

SemiQuant Compounds - Not Calibrated on this Instrument

(f)=RT Delta > 1/2 Window (#)=Amounts differ by > 25% (m)=manual int.

Quantitation Report (QT Reviewed)

Data Path : C:\msdchem\1\DATA\8G1645\
Data File : 8g39317.d
Signal(s) : Signal #1: ECD1A.ch Signal #2: ECD2B.ch
Acq On : 13 Jul 2021 3:42 am
Operator : christp
Sample : icc1645-25
Misc : op34235,g8g1645,30,,,2,1
ALS Vial : 7 Sample Multiplier: 1

Integration File signal 1: autoint1.e
Integration File signal 2: autoint2.e
Quant Time: Jul 13 22:20:09 2021
Quant Method : C:\MSDCHEM\1\METHODS\8PST1645.M
Quant Title : PEST/PCB
QLast Update : Tue Jul 13 22:19:36 2021
Response via : Initial Calibration
Integrator: ChemStation

Volume Inj. : 1ul/column
Signal #1 Phase : RTXCLP I Signal #2 Phase: RTX-CLP II
Signal #1 Info : 30mx.32mmx.32um Signal #2 Info : 30m x .32mm x .25um

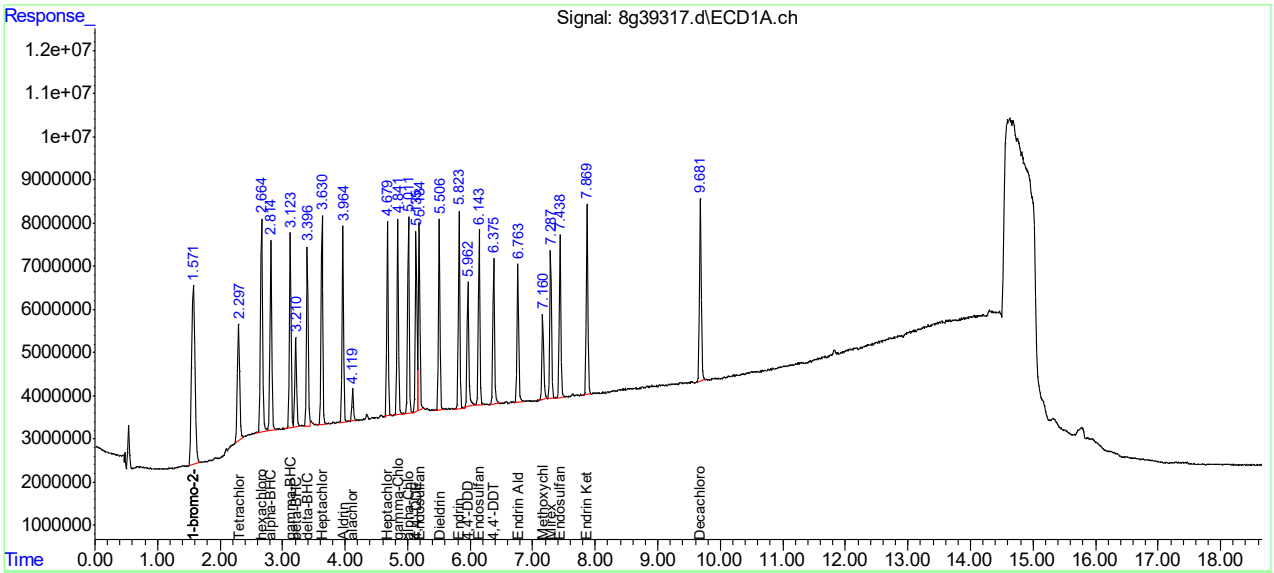

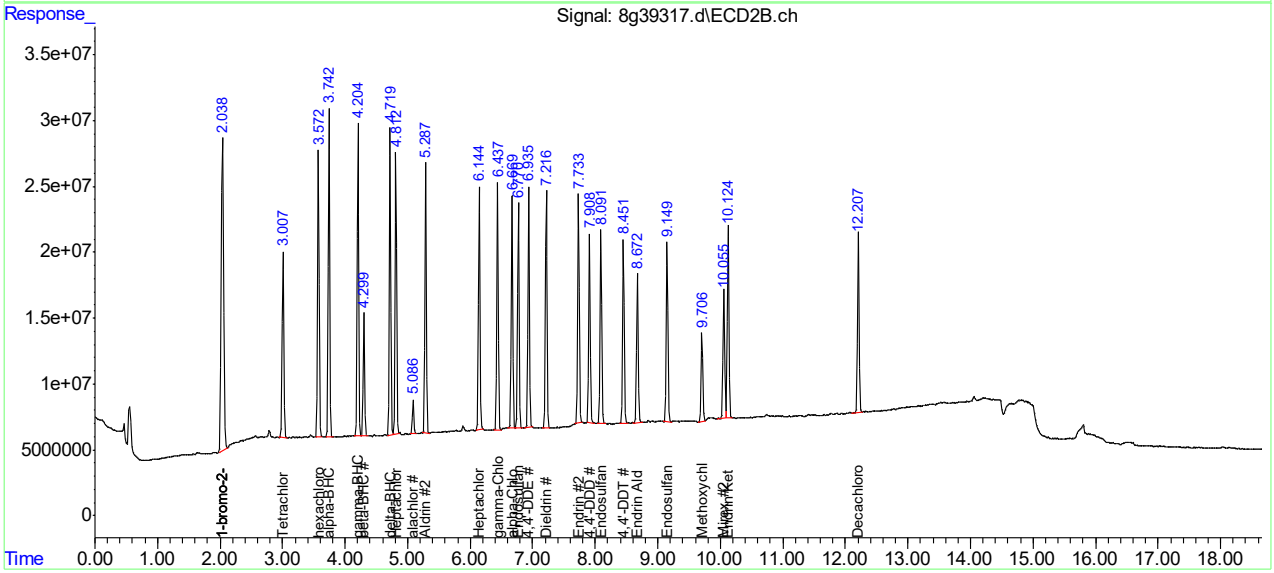

JD30019

11.6.22 11

Manual Integration Approval Summary

Sample Number: G8G1645-ICC1645 **Method:** SW846 8081B
Lab FileID: 8G39317.D **Analyst approved:** 07/13/21 23:22 Rebecca Krug
Injection Time: 07/13/21 03:42 **Supervisor approved:** 07/15/21 12:53 Gwendolyn Burns

Parameter	CAS	Sig#	R.T. (min.)	Reason
delta-BHC	319-86-8	1	3.40	Poorly defined baseline

Quantitation Report (Qedit)

Data Path : C:\msdchem\1\DATA\8G1645\
Data File : 8g39317.d
Signal(s) : Signal #1: ECD1A.ch Signal #2: ECD2B.ch
Acq On : 13 Jul 2021 3:42 am
Operator : christp
Sample : icc1645-25
Misc : op34235,g8g1645,30,,,2,1
ALS Vial : 7 Sample Multiplier: 1

Integration File signal 1: autoint1.e
Integration File signal 2: autoint2.e
Quant Time: Jul 13 22:19:46 2021
Quant Method : C:\MSDCHEM\1\METHODS\8PST1645.M
Quant Title : PEST/PCB
QLast Update : Tue Jul 13 22:19:36 2021
Response via : Initial Calibration
Integrator: ChemStation

Volume Inj. : 1ul/column
Signal #1 Phase : RTXCLP I Signal #2 Phase: RTX-CLP II
Signal #1 Info : 30mx.32mmx.32um Signal #2 Info : 30m x .32mm x .25um

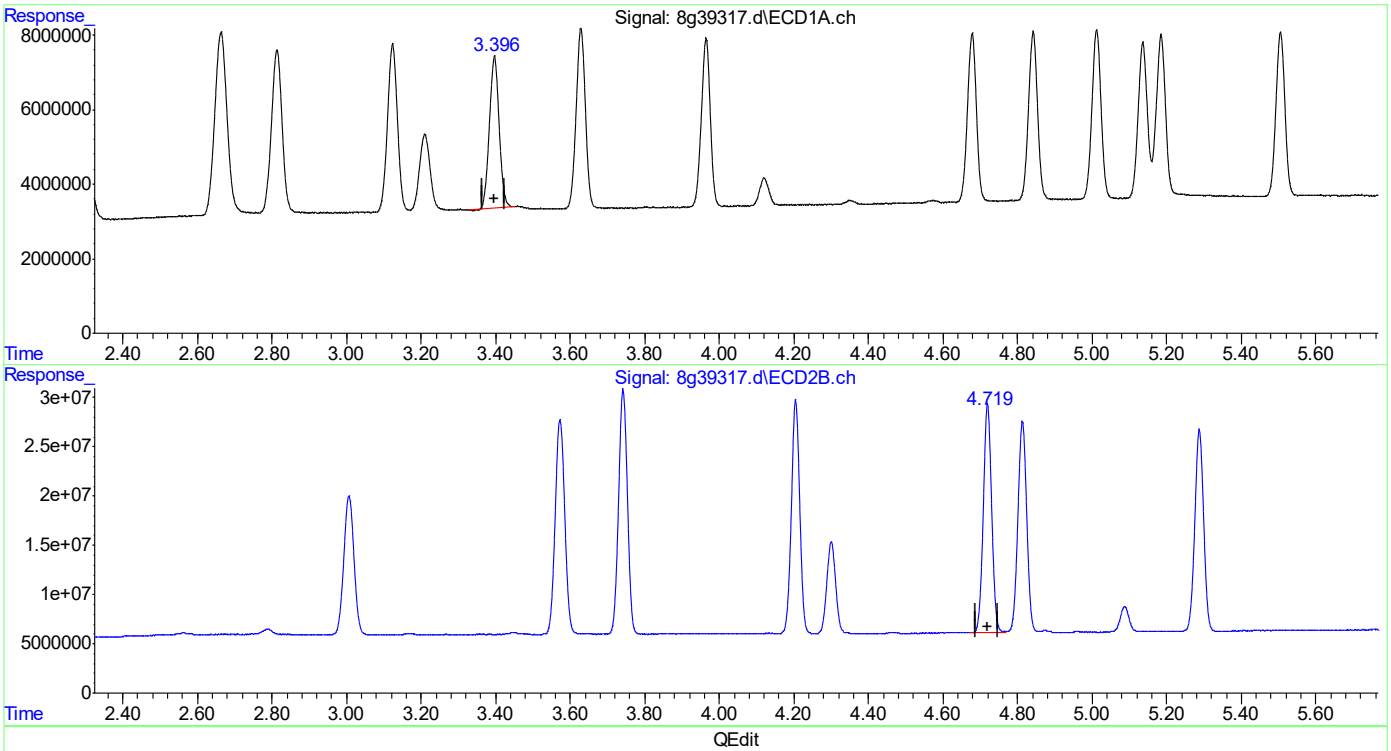

QEdit

(8) delta-BHC (B)
3.397min 25.252PPB
response 73641958

(8) delta-BHC #2 (B)
4.719min 28.649PPB
response 359980350

(+) = Expected Retention Time
8PST1645.M Tue Jul 13 22:20:04 2021 Page: 1

Quantitation Report (Qedit)

Data Path : C:\msdchem\1\DATA\8G1645\
Data File : 8g39317.d
Signal(s) : Signal #1: ECD1A.ch Signal #2: ECD2B.ch
Acq On : 13 Jul 2021 3:42 am
Operator : christp
Sample : icc1645-25
Misc : op34235,g8g1645,30,,,2,1
ALS Vial : 7 Sample Multiplier: 1

Integration File signal 1: autoint1.e
Integration File signal 2: autoint2.e
Quant Time: Jul 13 22:19:46 2021
Quant Method : C:\MSDCHEM\1\METHODS\8PST1645.M
Quant Title : PEST/PCB
QLast Update : Tue Jul 13 22:19:36 2021
Response via : Initial Calibration
Integrator: ChemStation

Volume Inj. : 1ul/column
Signal #1 Phase : RTXCLP I Signal #2 Phase: RTX-CLP II
Signal #1 Info : 30mx.32mmx.32um Signal #2 Info : 30m x .32mm x .25um

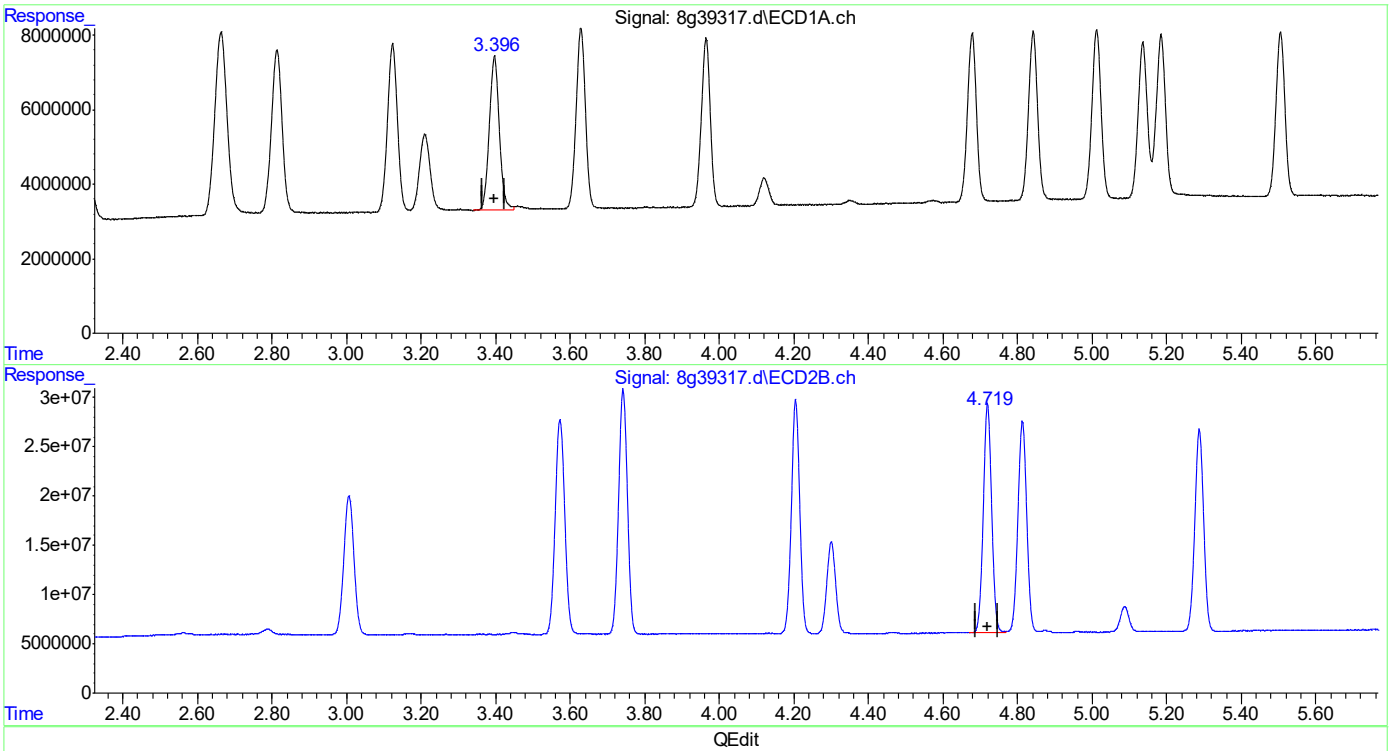

QEdit

(8) delta-BHC (B)
3.396min 26.426PPB m
response 77063606

(8) delta-BHC #2 (B)
4.719min 28.649PPB
response 359980350

(+) = Expected Retention Time
8PST1645.M Tue Jul 13 22:20:12 2021 Page: 1

Quantitation Report (QT Reviewed)

Data Path : C:\msdchem\1\DATA\8G1645\
Data File : 8g39318.d
Signal(s) : Signal #1: ECD1A.ch Signal #2: ECD2B.ch
Acq On : 13 Jul 2021 4:02 am
Operator : christp
Sample : ic1645-50
Misc : op34235,g8g1645,30,,,2,1
ALS Vial : 8 Sample Multiplier: 1

Integration File signal 1: autoint1.e
Integration File signal 2: autoint2.e
Quant Time: Jul 13 22:20:44 2021
Quant Method : C:\MSDCHEM\1\METHODS\8PST1645.M
Quant Title : PEST/PCB
QLast Update : Tue Jul 13 22:19:36 2021
Response via : Initial Calibration
Integrator: ChemStation

Volume Inj. : 1ul/column
Signal #1 Phase : RTXCLP I Signal #2 Phase: RTX-CLP II
Signal #1 Info : 30mx.32mmx.32um Signal #2 Info : 30m x .32mm x .25um

		Compound	RT#1	RT#2	Resp#1	Resp#2	PPB	PPB
		Internal Standards						
1)	I	1-bromo-2...	1.575	2.039	160.7E6	683.2E6	50.000	50.000
27)	I	1-bromo-2...	1.575	2.039	160.7E6	683.2E6	50.000	50.000
33)	I	1-bromo-2...	1.575	2.039	160.7E6	683.2E6	50.000	50.000
		System Monitoring Compounds						
2)	SAB	Tetrachlo...	2.298	3.007	139.5E6	549.8E6	46.671	47.092
		Spiked Amount 40.000	Range 30 - 150		Recovery = 116.68%		117.73%	
26)	SA	Decachlor...	9.687	12.210	165.9E6	494.3E6	47.729	46.836
		Spiked Amount 40.000			Recovery = 119.32%		117.09%	
		Target Compounds						
3)		hexachlor...	2.666	3.573	222.0E6	792.0E6	53.926	48.735
4)	A	alpha-BHC	2.816	3.742	190.9E6	873.0E6	52.599	51.145
5)	MA	gamma-BHC	3.126	4.205	177.6E6	784.6E6	49.845	49.446
6)	MA	Heptachlor	3.631	4.814	178.3E6	730.0E6	49.170	45.768
7)	B	beta-BHC	3.211	4.301	83313012	313.6E6	43.539	45.439
8)	B	delta-BHC	3.399	4.720	168.2E6	766.9E6	56.697	58.890
9)	MB	Aldrin	3.967	5.288	159.9E6	710.2E6	48.264	48.542
10)		alachlor	4.123	5.088	24980160	81153326	41.543	42.587
11)	B	Heptachlo...	4.680	6.145	155.8E6	654.8E6	47.575	46.509
12)	B	gamma-Chl...	4.844	6.439	159.7E6	658.6E6	46.913	47.164
13)	B	alpha-Chl...	5.016	6.671	159.6E6	634.1E6	46.732	46.496
14)	A	Endosulfan I	5.187	6.771	156.1E6	605.4E6	48.875	46.525
15)	B	4,4'-DDE	5.139	6.937	149.7E6	640.9E6	45.286	47.502
16)	MA	Dieldrin	5.510	7.218	156.6E6	658.8E6	48.703	48.060
17)	MA	Endrin	5.827	7.734	157.2E6	633.2E6	53.616	50.432
18)	A	4,4'-DDD	5.965	7.910	117.7E6	520.3E6	44.756	49.567
19)	B	Endosulfa...	6.145	8.093	141.1E6	557.0E6	48.251	48.476
20)	MA	4,4'-DDT	6.378	8.454	131.7E6	516.8E6	50.314	50.964
21)	B	Endrin Al...	6.766	8.675	120.6E6	433.8E6	48.253	48.772
22)	B	Endosulfa...	7.442	9.151	136.9E6	527.9E6	52.476	54.430
23)	A	Methoxychlor	7.165	9.708	76652818	259.3E6	45.364	50.925
24)		Mirex	7.292	10.058	128.6E6	398.4E6	40.668	41.647
25)	B	Endrin Ke...	7.874	10.127	162.3E6	570.3E6	54.255	57.037

SemiQuant Compounds - Not Calibrated on this Instrument

(f)=RT Delta > 1/2 Window (#)=Amounts differ by > 25% (m)=manual int.

Quantitation Report (QT Reviewed)

Data Path : C:\msdchem\1\DATA\8G1645\
Data File : 8g39318.d
Signal(s) : Signal #1: ECD1A.ch Signal #2: ECD2B.ch
Acq On : 13 Jul 2021 4:02 am
Operator : christp
Sample : ic1645-50
Misc : op34235,g8g1645,30,,,2,1
ALS Vial : 8 Sample Multiplier: 1

Integration File signal 1: autoint1.e
Integration File signal 2: autoint2.e
Quant Time: Jul 13 22:20:44 2021
Quant Method : C:\MSDCHEM\1\METHODS\8PST1645.M
Quant Title : PEST/PCB
QLast Update : Tue Jul 13 22:19:36 2021
Response via : Initial Calibration
Integrator: ChemStation

Volume Inj. : 1ul/column
Signal #1 Phase : RTXCLP I Signal #2 Phase: RTX-CLP II
Signal #1 Info : 30mx.32mmx.32um Signal #2 Info : 30m x .32mm x .25um

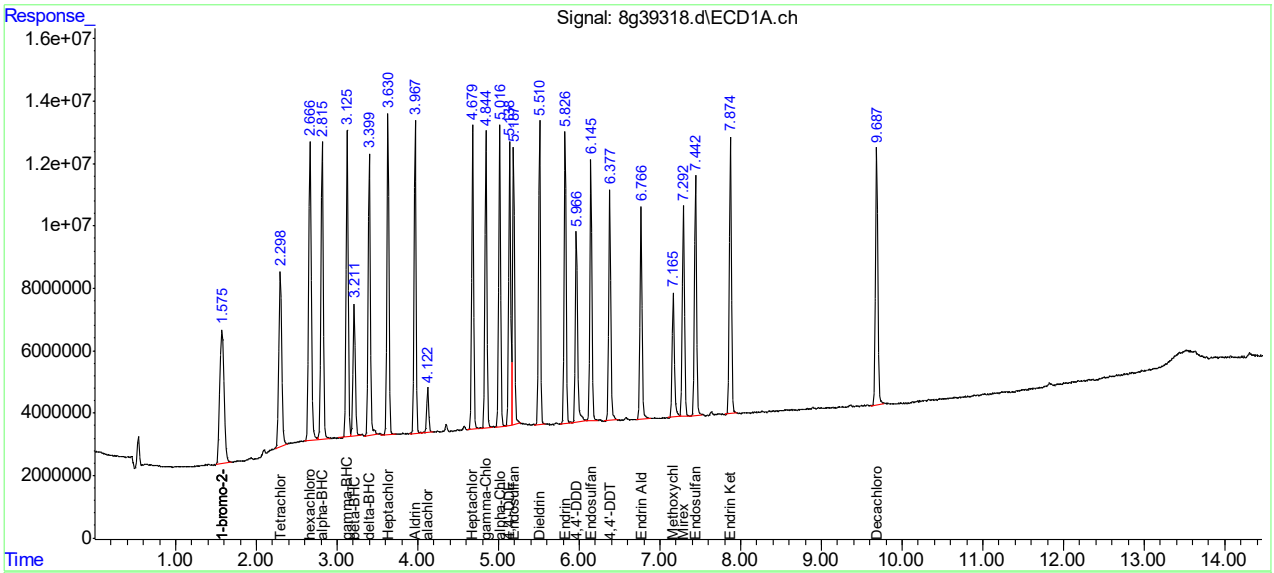

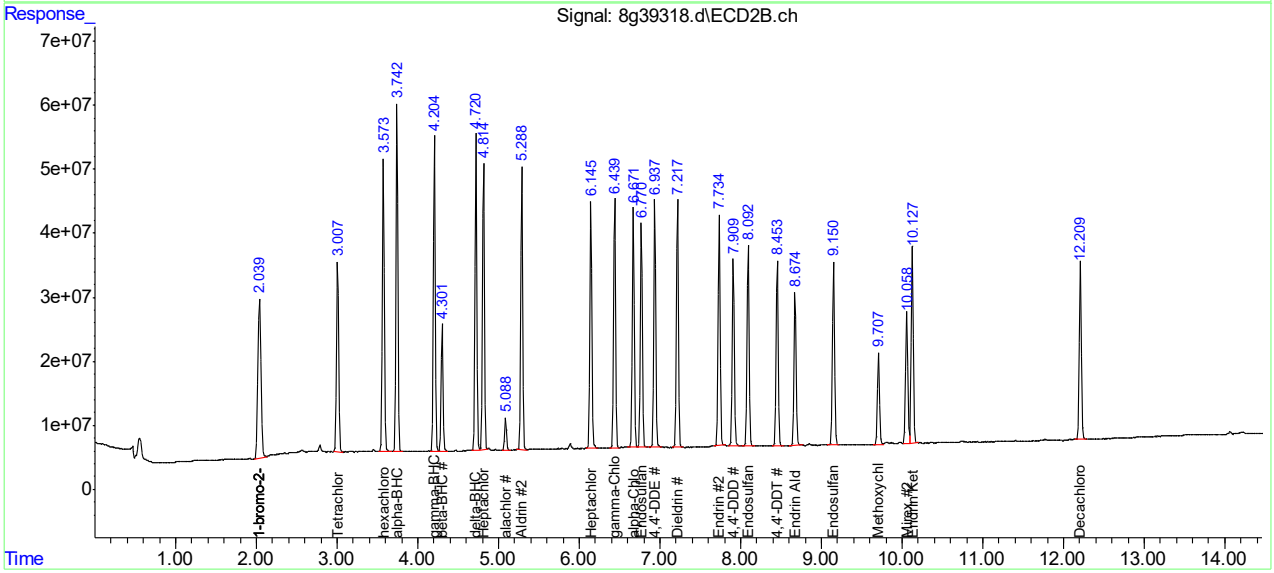

11.6.23 11

Quantitation Report (QT Reviewed)

Data Path : C:\msdchem\1\DATA\8G1645\
Data File : 8g39319.d
Signal(s) : Signal #1: ECD1A.ch Signal #2: ECD2B.ch
Acq On : 13 Jul 2021 4:19 am
Operator : christp
Sample : ic1645-75
Misc : op34235,g8g1645,30,,,2,1
ALS Vial : 9 Sample Multiplier: 1

Integration File signal 1: autoint1.e
Integration File signal 2: autoint2.e
Quant Time: Jul 13 22:21:16 2021
Quant Method : C:\MSDCHEM\1\METHODS\8PST1645.M
Quant Title : PEST/PCB
QLast Update : Tue Jul 13 22:19:36 2021
Response via : Initial Calibration
Integrator: ChemStation

Volume Inj. : 1ul/column
Signal #1 Phase : RTXCLP I Signal #2 Phase: RTX-CLP II
Signal #1 Info : 30mx.32mmx.32um Signal #2 Info : 30m x .32mm x .25um

	Compound	RT#1	RT#2	Resp#1	Resp#2	PPB	PPB
	Internal Standards						
1) I	1-bromo-2...	1.570	2.041	158.4E6	659.8E6	50.000	50.000
27) I	1-bromo-2...	1.570	2.041	158.4E6	659.8E6	50.000	50.000
33) I	1-bromo-2...	1.570	2.041	158.4E6	659.8E6	50.000	50.000
	System Monitoring Compounds						
2) SAB	Tetrachlo...	2.290	3.010	209.0E6	842.1E6	70.942	74.683
	Spiked Amount 40.000	Range 30 - 150		Recovery =		177.35%#	186.71%#
26) SA	Decachlor...	9.678	12.207	242.1E6	745.0E6	70.672	73.100
	Spiked Amount 40.000			Recovery =		176.68%	182.75%
	Target Compounds						
3)	hexachlor...	2.659	3.575	320.1E6	1197.8E6	78.879	76.319
4) A	alpha-BHC	2.807	3.743	301.2E6	1367.0E6	84.206	82.935
5) MA	gamma-BHC	3.117	4.205	276.7E6	1218.6E6	78.798	79.531
6) MA	Heptachlor	3.622	4.814	274.6E6	1119.0E6	76.825	72.646
7) B	beta-BHC	3.204	4.300	123.8E6	476.3E6	65.649	71.481
8) B	delta-BHC	3.390	4.720	257.6E6	1172.9E6	88.081	93.264
9) MB	Aldrin	3.956	5.288	249.6E6	1095.0E6	76.451	77.505
10)	alachlor	4.112	5.088	36996343	119.4E6	62.426	64.888
11) B	Heptachlo...	4.669	6.144	238.1E6	1001.8E6	73.802	73.682
12) B	gamma-Chl...	4.834	6.437	245.0E6	1015.9E6	73.044	75.337
13) B	alpha-Chl...	5.004	6.668	244.1E6	974.7E6	72.518	74.012
14) A	Endosulfan I	5.176	6.769	248.6E6	928.2E6	78.951	73.870
15) B	4,4'-DDE	5.128	6.935	214.9E6	988.5E6	65.956	75.874
16) MA	Dieldrin	5.497	7.215	242.4E6	1014.9E6	76.497	76.674
17) MA	Endrin	5.815	7.733	241.4E6	977.6E6	83.525	80.635
18) A	4,4'-DDD	5.955	7.908	172.6E6	797.6E6	66.575	78.681
19) B	Endosulfa...	6.135	8.091	216.9E6	848.5E6	75.239	76.462
20) MA	4,4'-DDT	6.368	8.451	199.3E6	793.3E6	77.238	81.003
21) B	Endrin Al...	6.755	8.673	181.4E6	659.8E6	73.603	76.815
22) B	Endosulfa...	7.430	9.150	206.2E6	794.8E6	80.189	84.866
23) A	Methoxychlor	7.156	9.706	112.2E6	385.9E6	67.396	78.491
24)	Mirex	7.282	10.057	194.0E6	596.5E6	62.229	64.568
25) B	Endrin Ke...	7.864	10.125	247.8E6	860.4E6	84.020	89.097
	SemiQuant Compounds - Not Calibrated on this Instrument						

(f)=RT Delta > 1/2 Window (#)=Amounts differ by > 25% (m)=manual int.

Quantitation Report (QT Reviewed)

Data Path : C:\msdchem\1\DATA\8G1645\
Data File : 8g39319.d
Signal(s) : Signal #1: ECD1A.ch Signal #2: ECD2B.ch
Acq On : 13 Jul 2021 4:19 am
Operator : christp
Sample : ic1645-75
Misc : op34235,g8g1645,30,,,2,1
ALS Vial : 9 Sample Multiplier: 1

Integration File signal 1: autoint1.e
Integration File signal 2: autoint2.e
Quant Time: Jul 13 22:21:16 2021
Quant Method : C:\MSDCHEM\1\METHODS\8PST1645.M
Quant Title : PEST/PCB
QLast Update : Tue Jul 13 22:19:36 2021
Response via : Initial Calibration
Integrator: ChemStation

Volume Inj. : 1ul/column
Signal #1 Phase : RTXCLP I Signal #2 Phase: RTX-CLP II
Signal #1 Info : 30mx.32mmx.32um Signal #2 Info : 30m x .32mm x .25um

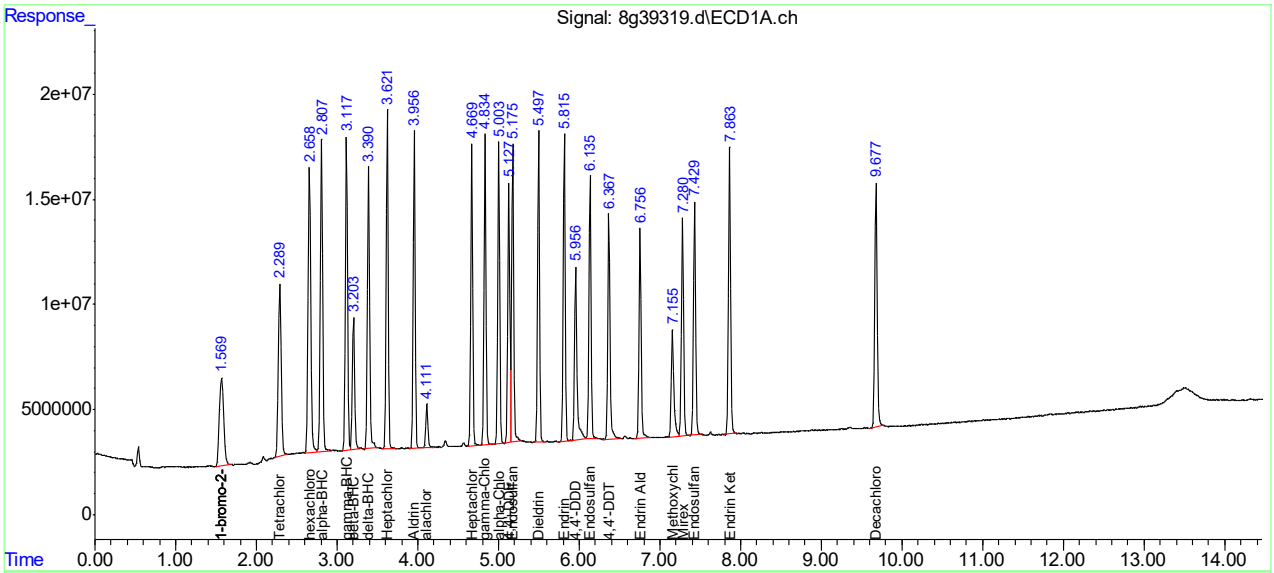

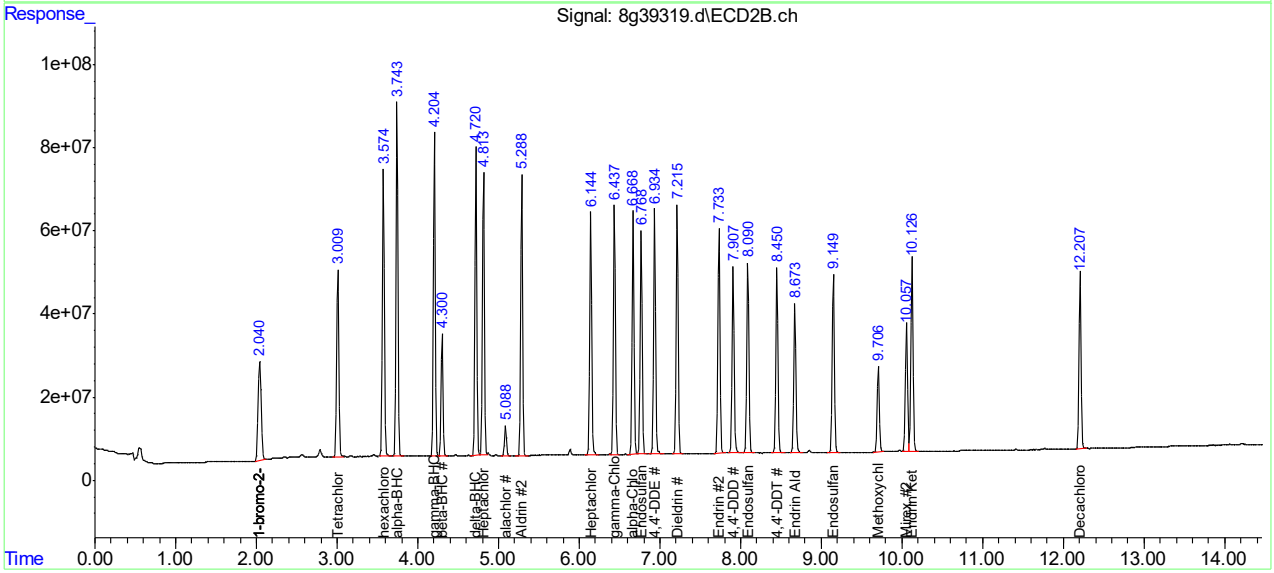

Manual Integrations APPROVED (compounds with "m" flag)
Gwendolyn Burns 07/15/21 12:53

Quantitation Report (QT Reviewed)

Data Path : C:\msdchem\1\DATA\8G1645\
Data File : 8g39320.d
Signal(s) : Signal #1: ECD1A.ch Signal #2: ECD2B.ch
Acq On : 13 Jul 2021 4:35 am
Operator : christp
Sample : ic1645-100
Misc : op34235,g8g1645,30,,,2,1
ALS Vial : 10 Sample Multiplier: 1

Integration File signal 1: autoint1.e
Integration File signal 2: autoint2.e
Quant Time: Jul 13 22:30:07 2021
Quant Method : C:\MSDCHEM\1\METHODS\8PST1645.M
Quant Title : PEST/PCB
QLast Update : Tue Jul 13 22:19:36 2021
Response via : Initial Calibration
Integrator: ChemStation

Volume Inj. : 1ul/column
Signal #1 Phase : RTXCLP I Signal #2 Phase: RTX-CLP II
Signal #1 Info : 30mx.32mmx.32um Signal #2 Info : 30m x .32mm x .25um

	Compound	RT#1	RT#2	Resp#1	Resp#2	PPB	PPB
	Internal Standards						
1) I	1-bromo-2...	1.567	2.041	158.9E6	662.5E6	50.000	50.000
27) I	1-bromo-2...	1.567	2.041	158.9E6	662.5E6	50.000	50.000
33) I	1-bromo-2...	1.567	2.041	158.9E6	662.5E6	50.000	50.000
	System Monitoring Compounds						
2) SAB	Tetrachlo...	2.288	3.008	285.4E6	1138.7E6	96.576	100.580
	Spiked Amount 40.000	Range 30 - 150		Recovery =	241.44%#	251.45%#	
26) SA	Decachlor...	9.672	12.204	324.6E6	1006.9E6	94.437	98.399
	Spiked Amount 40.000			Recovery =	236.09%	246.00%	
	Target Compounds						
3)	hexachlor...	2.655	3.573	426.9E6	1621.6E6	104.868	102.908
4) A	alpha-BHC	2.806	3.742	419.8E6	1866.7E6	116.991	112.790
5) MA	gamma-BHC	3.115	4.204	383.8E6	1662.3E6	108.931	108.047
6) MA	Heptachlor	3.620	4.813	379.8E6	1516.6E6	105.947	98.060
7) B	beta-BHC	3.201	4.300	168.4E6	646.4E6	89.009	96.609
8) B	delta-BHC	3.388	4.719	363.3E6	1610.7E6	123.842	127.556
9) MB	Aldrin	3.955	5.287	347.2E6	1485.3E6	105.989	104.705
10)	alachlor	4.110	5.087	48474004	157.7E6	81.536	85.368
11) B	Heptachlo...	4.667	6.143	328.9E6	1354.5E6	101.601	99.218
12) B	gamma-Chl...	4.832	6.436	341.8E6	1386.5E6	101.574	102.402
13) B	alpha-Chl...	5.002	6.668	338.8E6	1324.4E6	100.317	100.160
14) A	Endosulfan I	5.174	6.768	349.1E6	1255.4E6	110.534m	99.507
15) B	4,4'-DDE	5.125	6.935	302.6E6	1347.1E6	92.599	102.981
16) MA	Dieldrin	5.495	7.214	340.0E6	1378.6E6	106.953	103.730
17) MA	Endrin	5.812	7.730	334.0E6	1326.2E6	115.187	108.940
18) A	4,4'-DDD	5.952	7.906	242.6E6	1088.5E6	93.277	106.951
19) B	Endosulfa...	6.132	8.089	296.5E6	1149.1E6	102.547	103.138
20) MA	4,4'-DDT	6.366	8.450	274.5E6	1084.1E6	106.028	110.259
21) B	Endrin Al...	6.751	8.671	245.2E6	896.3E6	99.192	103.926
22) B	Endosulfa...	7.427	9.147	279.7E6	1086.6E6	108.427	115.551
23) A	Methoxychlor	7.152	9.703	150.5E6	523.1E6	90.082	105.955
24)	Mirex	7.277	10.054	260.3E6	806.0E6	83.252	86.885
25) B	Endrin Ke...	7.860	10.123	338.4E6	1168.7E6	114.385	120.541

SemiQuant Compounds - Not Calibrated on this Instrument

(f)=RT Delta > 1/2 Window (#)=Amounts differ by > 25% (m)=manual int.

Quantitation Report (QT Reviewed)

Data Path : C:\msdchem\1\DATA\8G1645\
Data File : 8g39320.d
Signal(s) : Signal #1: ECD1A.ch Signal #2: ECD2B.ch
Acq On : 13 Jul 2021 4:35 am
Operator : christp
Sample : ic1645-100
Misc : op34235,g8g1645,30,,,2,1
ALS Vial : 10 Sample Multiplier: 1

Integration File signal 1: autoint1.e
Integration File signal 2: autoint2.e
Quant Time: Jul 13 22:30:07 2021
Quant Method : C:\MSDCHEM\1\METHODS\8PST1645.M
Quant Title : PEST/PCB
QLast Update : Tue Jul 13 22:19:36 2021
Response via : Initial Calibration
Integrator: ChemStation

Volume Inj. : 1ul/column
Signal #1 Phase : RTXCLP I Signal #2 Phase: RTX-CLP II
Signal #1 Info : 30mx.32mmx.32um Signal #2 Info : 30m x .32mm x .25um

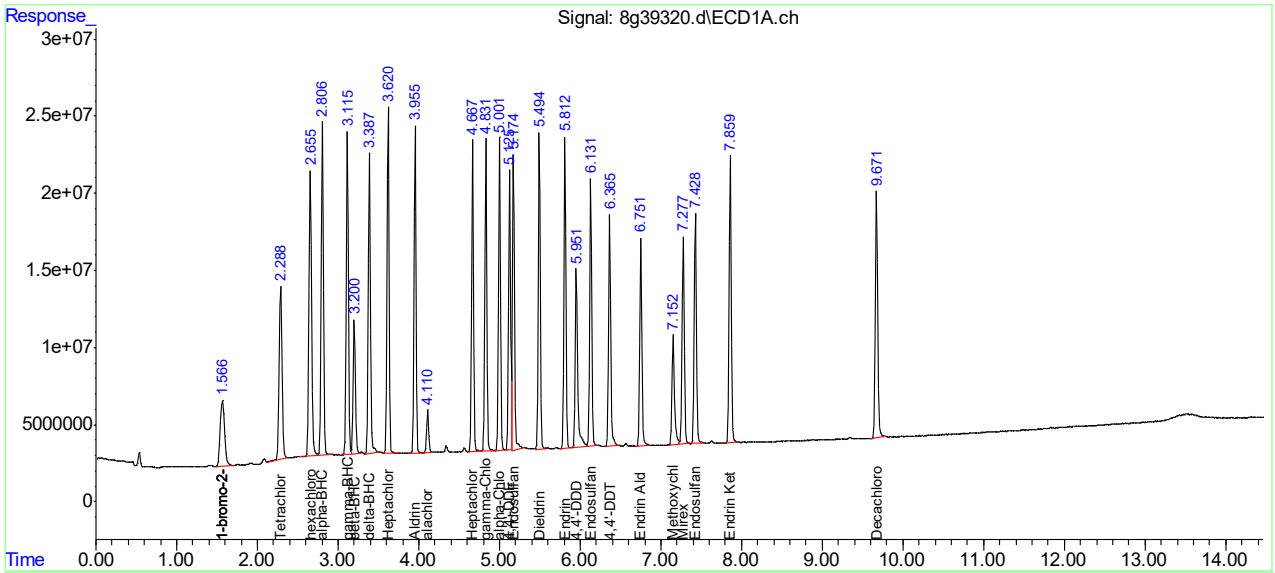

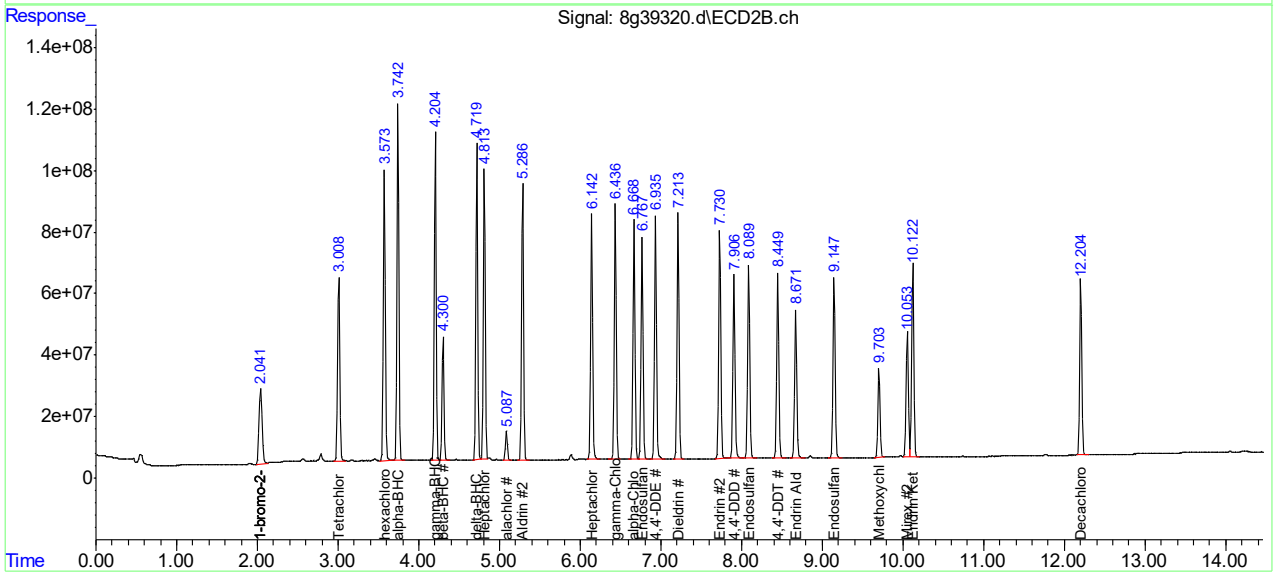

JD30019

11.6.25 11

Manual Integration Approval Summary

Sample Number: G8G1645-IC1645
Lab FileID: 8G39320.D
Injection Time: 07/13/21 04:35
Method: SW846 8081B
Analyst approved: 07/13/21 23:22 Rebecca Krug
Supervisor approved: 07/15/21 12:53 Gwendolyn Burns

Parameter	CAS	Sig#	R.T. (min.)	Reason
Endosulfan-I	959-98-8	1	5.17	Poorly defined baseline

Quantitation Report (Qedit)

Data Path : C:\msdchem\1\DATA\8G1645\
Data File : 8g39320.d
Signal(s) : Signal #1: ECD1A.ch Signal #2: ECD2B.ch
Acq On : 13 Jul 2021 4:35 am
Operator : christp
Sample : ic1645-100
Misc : op34235,g8g1645,30,,,2,1
ALS Vial : 10 Sample Multiplier: 1

Integration File signal 1: autoint1.e
Integration File signal 2: autoint2.e
Quant Time: Jul 13 22:29:18 2021
Quant Method : C:\MSDCHEM\1\METHODS\8PST1645.M
Quant Title : PEST/PCB
QLast Update : Tue Jul 13 22:19:36 2021
Response via : Initial Calibration
Integrator: ChemStation

Volume Inj. : 1ul/column
Signal #1 Phase : RTXCLP I Signal #2 Phase: RTX-CLP II
Signal #1 Info : 30mx.32mmx.32um Signal #2 Info : 30m x .32mm x .25um

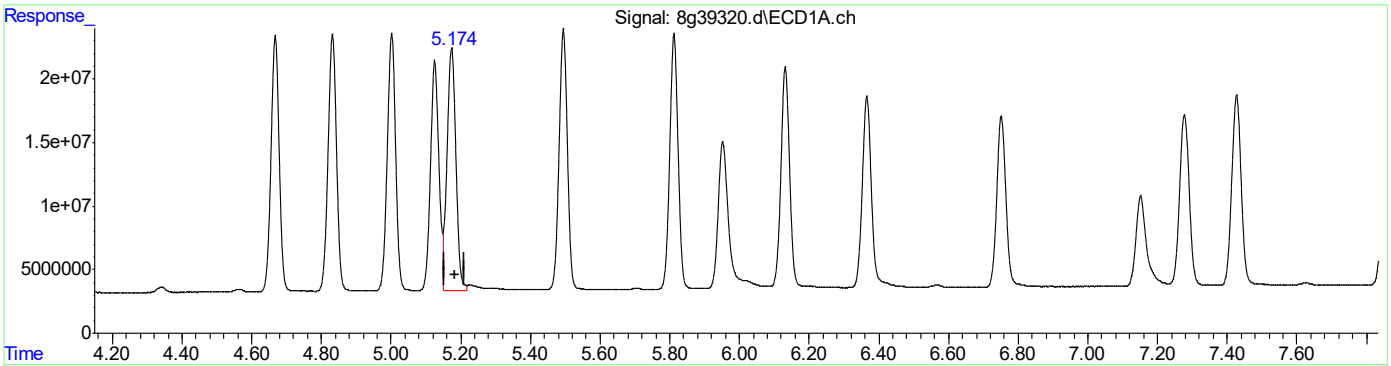

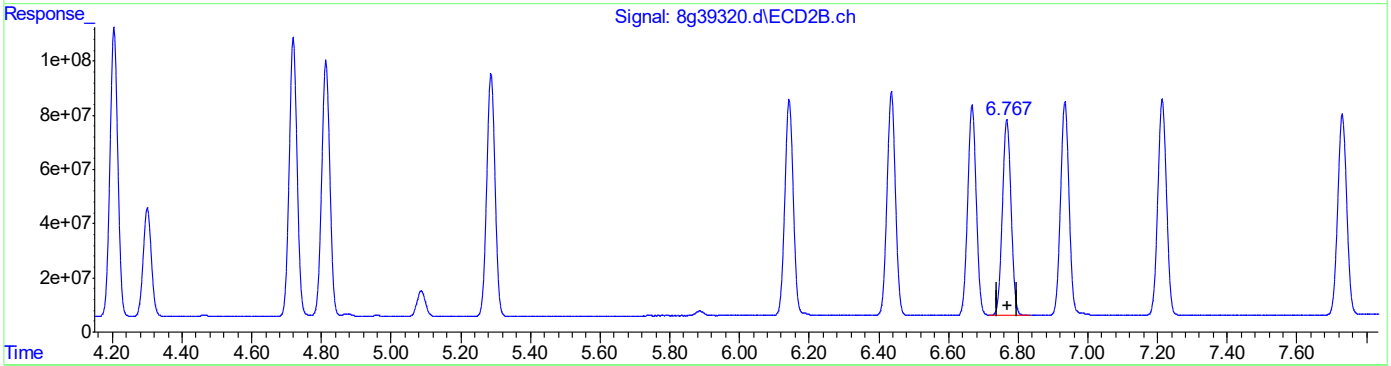

QEdit

(14) Endosulfan I (A)
5.174min 107.924PPB
response 340885879

(14) Endosulfan I #2 (A)
6.768min 99.507PPB
response 1255426935

(+) = Expected Retention Time
8PST1645.M Tue Jul 13 22:29:55 2021 Page: 1

Quantitation Report (Qedit)

Data Path : C:\msdchem\1\DATA\8G1645\
Data File : 8g39320.d
Signal(s) : Signal #1: ECD1A.ch Signal #2: ECD2B.ch
Acq On : 13 Jul 2021 4:35 am
Operator : christp
Sample : ic1645-100
Misc : op34235,g8g1645,30,,,2,1
ALS Vial : 10 Sample Multiplier: 1

Integration File signal 1: autoint1.e
Integration File signal 2: autoint2.e
Quant Time: Jul 13 22:29:18 2021
Quant Method : C:\MSDCHEM\1\METHODS\8PST1645.M
Quant Title : PEST/PCB
QLast Update : Tue Jul 13 22:19:36 2021
Response via : Initial Calibration
Integrator: ChemStation

Volume Inj. : 1ul/column
Signal #1 Phase : RTXCLP I Signal #2 Phase: RTX-CLP II
Signal #1 Info : 30mx.32mmx.32um Signal #2 Info : 30m x .32mm x .25um

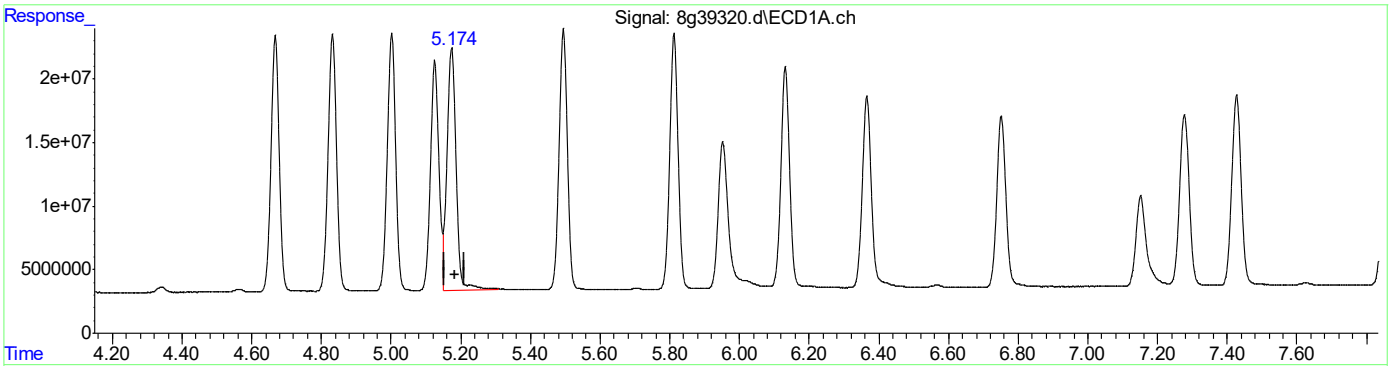

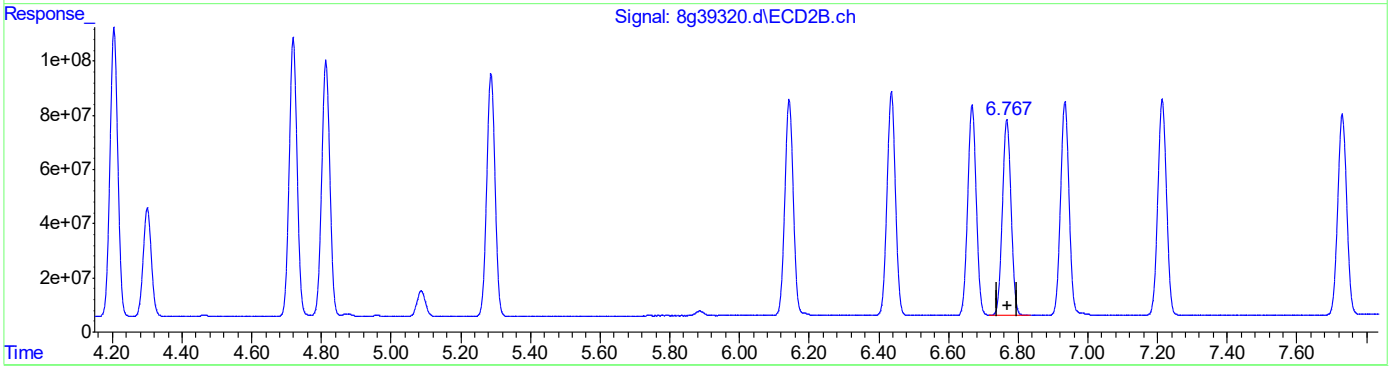

QEdit

(14) Endosulfan I (A)
5.174min 110.534PPB m
response 349129120

(14) Endosulfan I #2 (A)
6.768min 99.507PPB
response 1255426935

(+) = Expected Retention Time
8PST1645.M Tue Jul 13 22:30:10 2021 Page: 1

Manual Integrations APPROVED (compounds with "m" flag)
Gwendolyn Burns 07/15/21 12:53

Quantitation Report (QT Reviewed)

Data Path : C:\msdchem\1\DATA\8G1645\
Data File : 8g39321.d
Signal(s) : Signal #1: ECD1A.ch Signal #2: ECD2B.ch
Acq On : 13 Jul 2021 4:51 am
Operator : christp
Sample : ic1645-500
Misc : op34235,g8g1645,30,,,2,1
ALS Vial : 11 Sample Multiplier: 1

Integration File signal 1: autoint1.e
Integration File signal 2: autoint2.e
Quant Time: Jul 13 23:01:07 2021
Quant Method : C:\MSDCHEM\1\METHODS\8PST1645.M
Quant Title : PEST/PCB
QLast Update : Tue Jul 13 23:00:26 2021
Response via : Initial Calibration
Integrator: ChemStation

Volume Inj. : 1ul/column
Signal #1 Phase : RTXCLP I Signal #2 Phase: RTX-CLP II
Signal #1 Info : 30mx.32mmx.32um Signal #2 Info : 30m x .32mm x .25um

	Compound	RT#1	RT#2	Resp#1	Resp#2	PPB	PPB
	Internal Standards						
1) I	1-bromo-2...	1.568	2.041	157.2E6	652.9E6	50.000	50.000
27) I	1-bromo-2...	1.568	2.041	157.2E6	652.9E6	50.000	50.000
33) I	1-bromo-2...	1.568	2.041	157.2E6	652.9E6	50.000	50.000
	System Monitoring Compounds						
2) SAB	Tetrachlo...	2.289	3.008	141.5E6	550.7E6	50.299	53.250
Spiked Amount	40.000	Range	30 - 150	Recovery	=	125.75%	133.13%
26) SA	Decachlor...	9.673	12.206	164.1E6	506.0E6	48.046	49.716
Spiked Amount	40.000			Recovery	=	120.11%	124.29%
	Target Compounds						
34)	Chlordane...	3.530	4.605	42376246	186.5E6	330.580	330.082
35)	Chlordane...	4.102	5.490	57719037	204.7E6	482.839m	497.923
36)	Chlordane...	4.832	6.435	177.2E6	711.7E6	475.540	497.635
37)	Chlordane...	4.991	6.574	319.2E6	1300.5E6	477.561	496.335m
38)	Chlordane...	6.040	8.169	49982643	198.3E6	494.538	488.467
	SemiQuant Compounds - Not Calibrated on this Instrument						

(f)=RT Delta > 1/2 Window (#)=Amounts differ by > 25% (m)=manual int.

11.6.26
11

Quantitation Report (QT Reviewed)

Data Path : C:\msdchem\1\DATA\8G1645\
Data File : 8g39321.d
Signal(s) : Signal #1: ECD1A.ch Signal #2: ECD2B.ch
Acq On : 13 Jul 2021 4:51 am
Operator : christp
Sample : ic1645-500
Misc : op34235,g8g1645,30,,,2,1
ALS Vial : 11 Sample Multiplier: 1

Integration File signal 1: autoint1.e
Integration File signal 2: autoint2.e
Quant Time: Jul 13 23:01:07 2021
Quant Method : C:\MSDCHEM\1\METHODS\8PST1645.M
Quant Title : PEST/PCB
QLast Update : Tue Jul 13 23:00:26 2021
Response via : Initial Calibration
Integrator: ChemStation

Volume Inj. : 1ul/column
Signal #1 Phase : RTXCLP I Signal #2 Phase: RTX-CLP II
Signal #1 Info : 30mx.32mmx.32um Signal #2 Info : 30m x .32mm x .25um

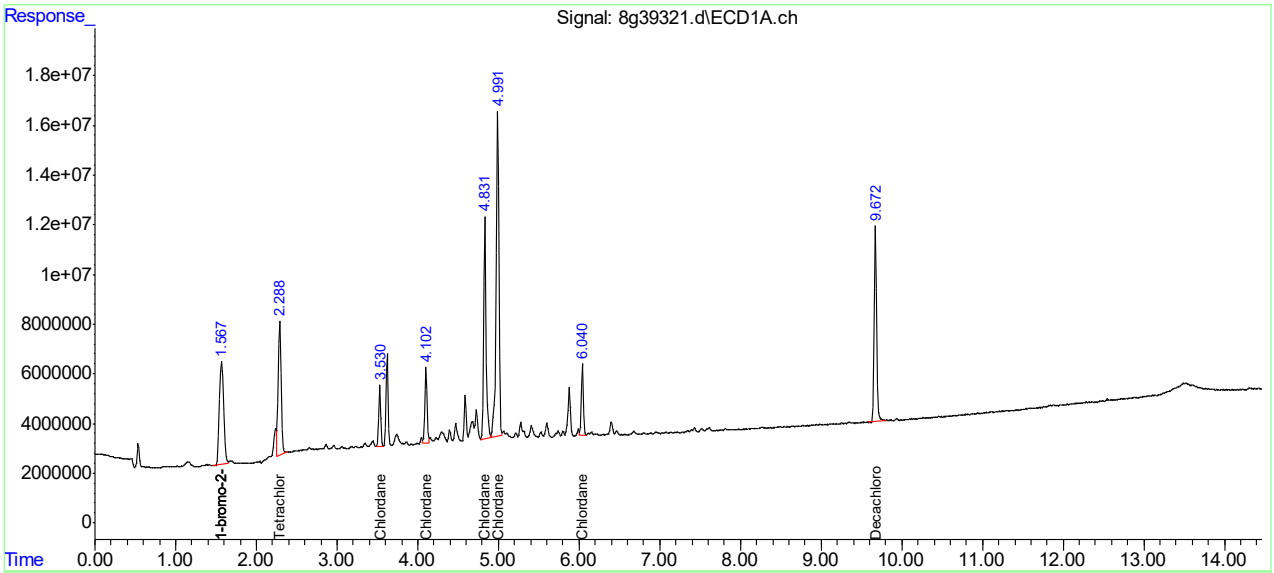

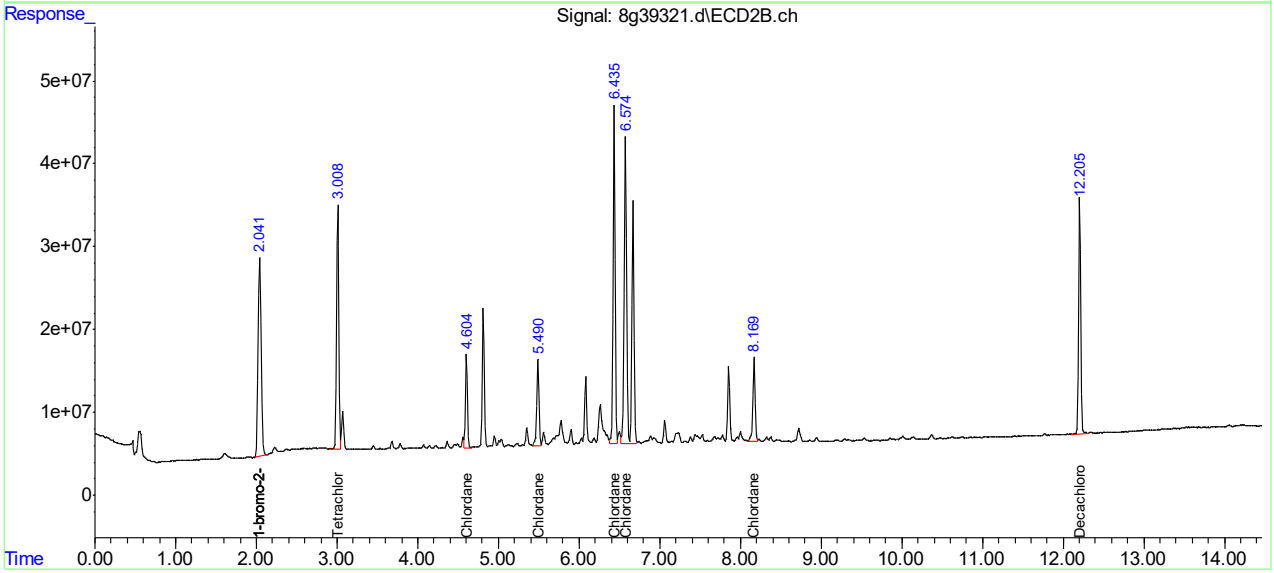

Manual Integration Approval Summary

Sample Number: G8G1645-IC1645
Lab FileID: 8G39321.D
Injection Time: 07/13/21 04:51
Method: SW846 8081B
Analyst approved: 07/13/21 23:22 Rebecca Krug
Supervisor approved: 07/15/21 12:53 Gwendolyn Burns

Parameter	CAS	Sig#	R.T. (min.)	Reason
Chlordane-B		1	4.10	Poorly defined baseline
Chlordane-D		2	6.57	Split peak

Quantitation Report (Qedit)

Data Path : C:\msdchem\1\DATA\8G1645\
Data File : 8g39321.d
Signal(s) : Signal #1: ECD1A.ch Signal #2: ECD2B.ch
Acq On : 13 Jul 2021 4:51 am
Operator : christp
Sample : ic1645-500
Misc : op34235,g8g1645,30,,,2,1
ALS Vial : 11 Sample Multiplier: 1

Integration File signal 1: autoint1.e
Integration File signal 2: autoint2.e
Quant Time: Jul 13 23:00:30 2021
Quant Method : C:\MSDCHEM\1\METHODS\8PST1645.M
Quant Title : PEST/PCB
QLast Update : Tue Jul 13 23:00:26 2021
Response via : Initial Calibration
Integrator: ChemStation

Volume Inj. : 1ul/column
Signal #1 Phase : RTXCLP I Signal #2 Phase: RTX-CLP II
Signal #1 Info : 30mx.32mmx.32um Signal #2 Info : 30m x .32mm x .25um

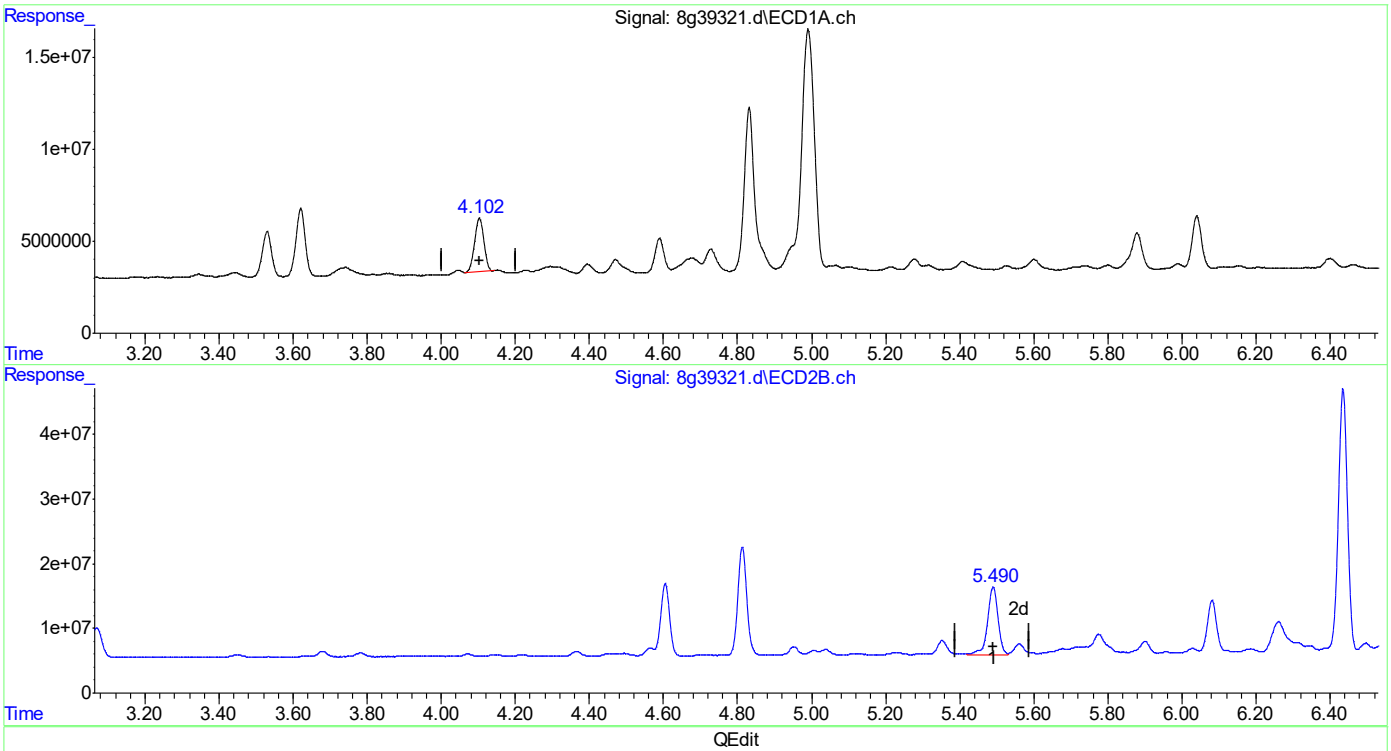

QEdit

(35) Chlordane {B}
4.103min 431.358PPB
response 51564873

(35) Chlordane {B} #2
5.490min 497.923PPB
response 204672852

(+) = Expected Retention Time
8PST1645.M Tue Jul 13 23:00:49 2021 Page: 1

11.6.26.2
11

Quantitation Report (Qedit)

Data Path : C:\msdchem\1\DATA\8G1645\
Data File : 8g39321.d
Signal(s) : Signal #1: ECD1A.ch Signal #2: ECD2B.ch
Acq On : 13 Jul 2021 4:51 am
Operator : christp
Sample : ic1645-500
Misc : op34235,g8g1645,30,,,2,1
ALS Vial : 11 Sample Multiplier: 1

Integration File signal 1: autoint1.e
Integration File signal 2: autoint2.e
Quant Time: Jul 13 23:00:30 2021
Quant Method : C:\MSDCHEM\1\METHODS\8PST1645.M
Quant Title : PEST/PCB
QLast Update : Tue Jul 13 23:00:26 2021
Response via : Initial Calibration
Integrator: ChemStation

Volume Inj. : 1ul/column
Signal #1 Phase : RTXCLP I Signal #2 Phase: RTX-CLP II
Signal #1 Info : 30mx.32mmx.32um Signal #2 Info : 30m x .32mm x .25um

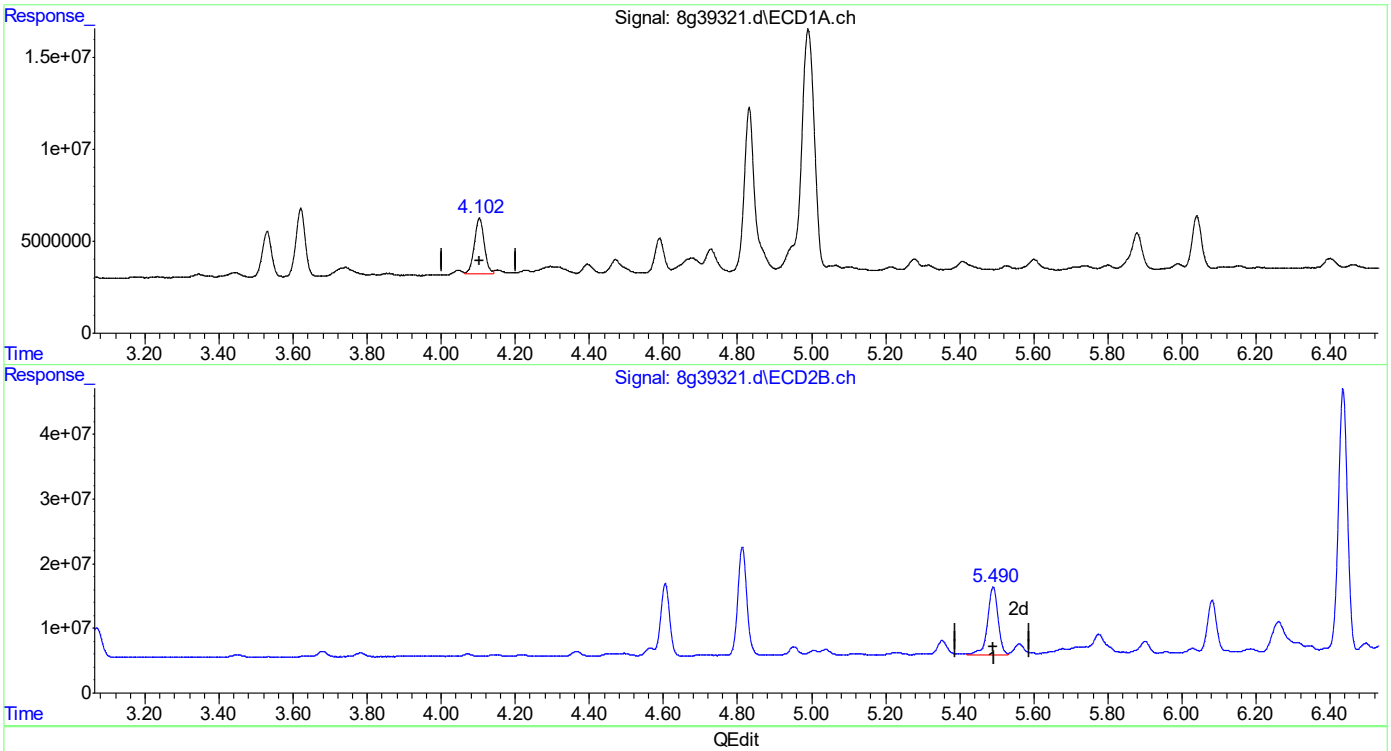

QEdit

(35) Chlordane {B}
4.102min 482.839PPB m
response 57719037

(35) Chlordane {B} #2
5.490min 497.923PPB
response 204672852

(+) = Expected Retention Time

Quantitation Report (Qedit)

Data Path : C:\msdchem\1\DATA\8G1645\
Data File : 8g39321.d
Signal(s) : Signal #1: ECD1A.ch Signal #2: ECD2B.ch
Acq On : 13 Jul 2021 4:51 am
Operator : christp
Sample : ic1645-500
Misc : op34235,g8g1645,30,,,2,1
ALS Vial : 11 Sample Multiplier: 1

Integration File signal 1: autoint1.e
Integration File signal 2: autoint2.e
Quant Time: Jul 13 23:00:30 2021
Quant Method : C:\MSDCHEM\1\METHODS\8PST1645.M
Quant Title : PEST/PCB
QLast Update : Tue Jul 13 23:00:26 2021
Response via : Initial Calibration
Integrator: ChemStation

Volume Inj. : 1ul/column
Signal #1 Phase : RTXCLP I Signal #2 Phase: RTX-CLP II
Signal #1 Info : 30mx.32mmx.32um Signal #2 Info : 30m x .32mm x .25um

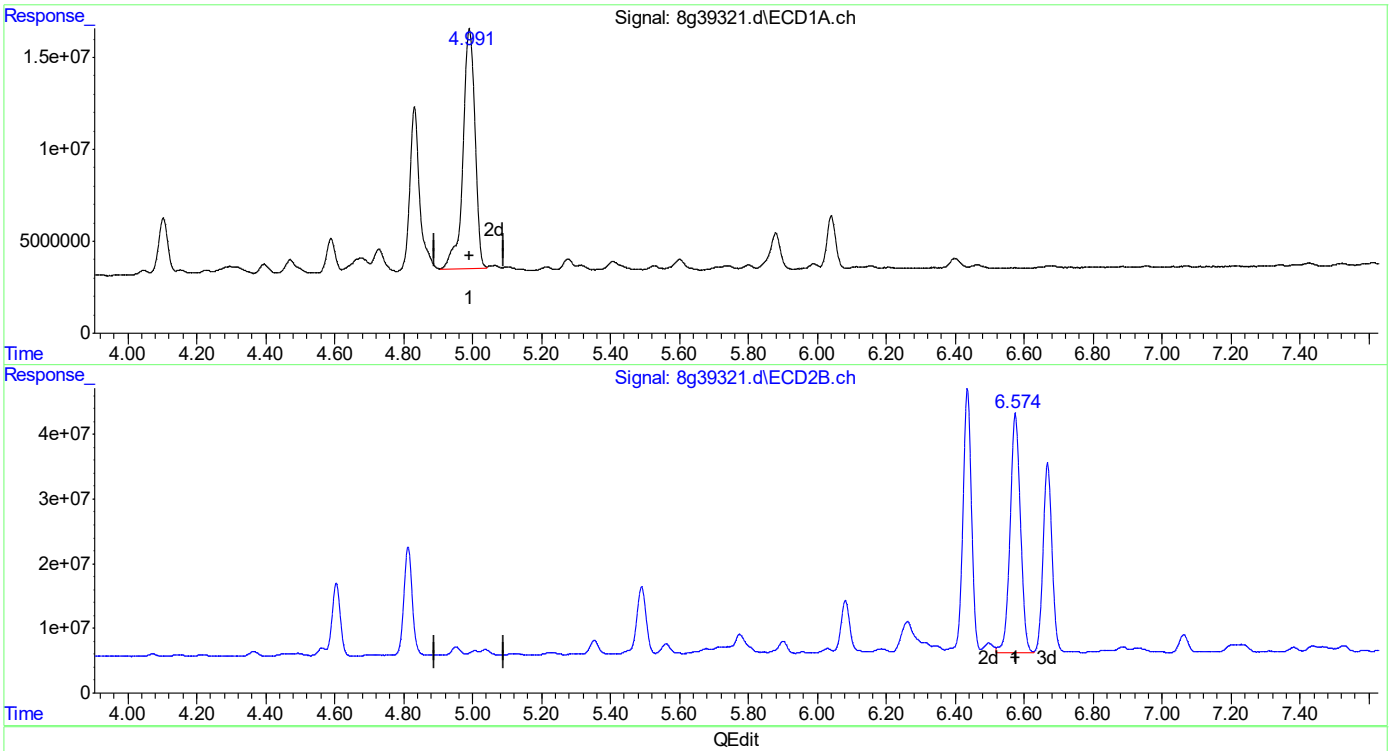

QEdit

(37) Chlordane {D}
4.991min 477.561PPB
response 319226033

(37) Chlordane {D} #2
6.574min 295.067PPB
response 773120664

(+) = Expected Retention Time
8PST1645.M Tue Jul 13 23:01:02 2021 Page: 1

Quantitation Report (Qedit)

Data Path : C:\msdchem\1\DATA\8G1645\
Data File : 8g39321.d
Signal(s) : Signal #1: ECD1A.ch Signal #2: ECD2B.ch
Acq On : 13 Jul 2021 4:51 am
Operator : christp
Sample : ic1645-500
Misc : op34235,g8g1645,30,,,2,1
ALS Vial : 11 Sample Multiplier: 1

Integration File signal 1: autoint1.e
Integration File signal 2: autoint2.e
Quant Time: Jul 13 23:00:30 2021
Quant Method : C:\MSDCHEM\1\METHODS\8PST1645.M
Quant Title : PEST/PCB
QLast Update : Tue Jul 13 23:00:26 2021
Response via : Initial Calibration
Integrator: ChemStation

Volume Inj. : 1ul/column
Signal #1 Phase : RTXCLP I Signal #2 Phase: RTX-CLP II
Signal #1 Info : 30mx.32mmx.32um Signal #2 Info : 30m x .32mm x .25um

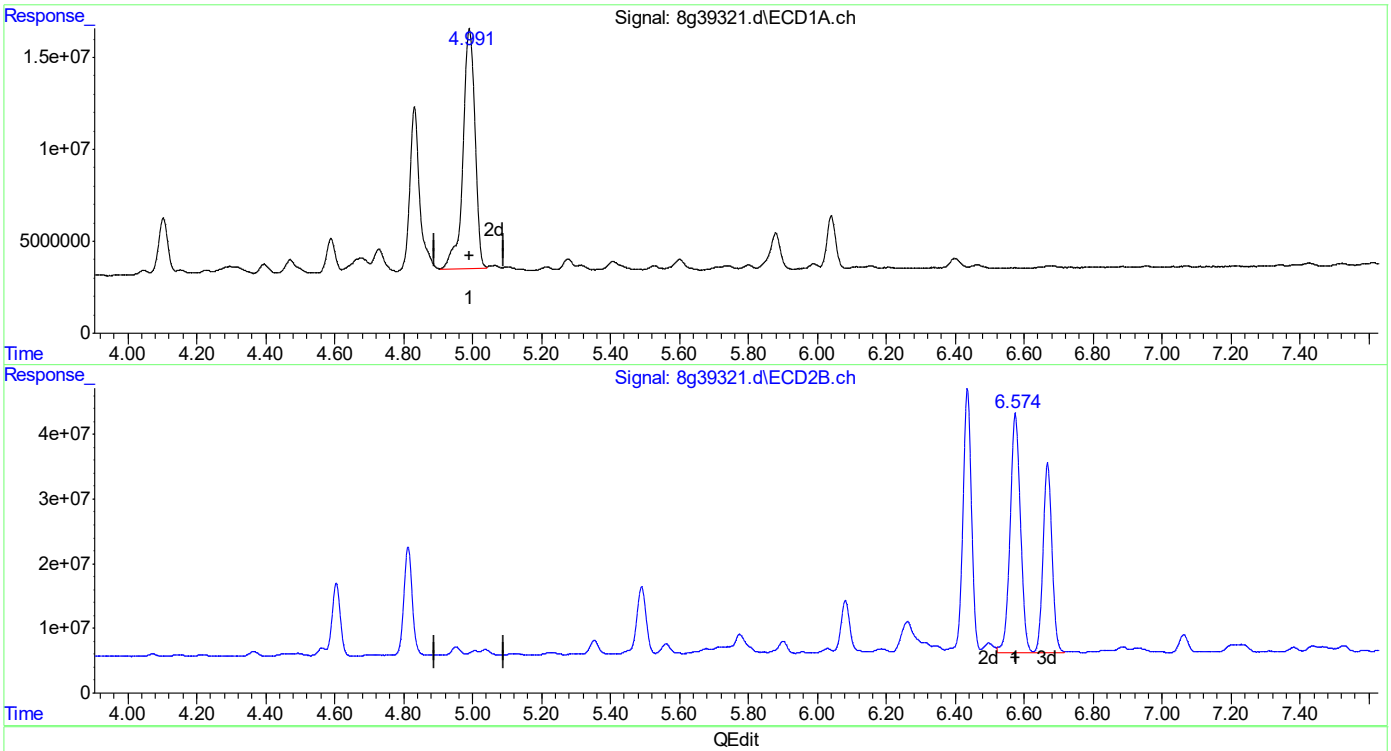

QEdit

(37) Chlordane {D}
4.991min 477.561PPB
response 319226033

(37) Chlordane {D} #2
6.574min 496.335PPB m
response 1300475297

(+) = Expected Retention Time
8PST1645.M Tue Jul 13 23:01:09 2021 Page: 1

11.6.26.5 11

Manual Integrations APPROVED (compounds with "m" flag)
Gwendolyn Burns 07/15/21 12:53

Quantitation Report (QT Reviewed)

Data Path : C:\msdchem\1\DATA\8G1645\
Data File : 8g39322.d
Signal(s) : Signal #1: ECD1A.ch Signal #2: ECD2B.ch
Acq On : 13 Jul 2021 5:08 am
Operator : christp
Sample : ic1645-500
Misc : op34235,g8g1645,30,,,2,1
ALS Vial : 12 Sample Multiplier: 1

Integration File signal 1: autoint1.e
Integration File signal 2: autoint2.e
Quant Time: Jul 13 22:54:28 2021
Quant Method : C:\MSDCHEM\1\METHODS\8PST1645.M
Quant Title : PEST/PCB
QLast Update : Tue Jul 13 22:52:29 2021
Response via : Initial Calibration
Integrator: ChemStation

Volume Inj. : 1ul/column
Signal #1 Phase : RTXCLP I Signal #2 Phase: RTX-CLP II
Signal #1 Info : 30mx.32mmx.32um Signal #2 Info : 30m x .32mm x .25um

	Compound	RT#1	RT#2	Resp#1	Resp#2	PPB	PPB
	Internal Standards						
1) I	1-bromo-2...	1.567	2.040	160.1E6	667.0E6	50.000	50.000
27) I	1-bromo-2...	1.567	2.040	160.1E6	667.0E6	50.000	50.000
33) I	1-bromo-2...	1.567	2.040	160.1E6	667.0E6	50.000	50.000
	System Monitoring Compounds						
2) SAB	Tetrachlo...	2.290	3.008	136.9E6	552.2E6	47.799m	52.269
	Spiked Amount 40.000	Range 30 - 150		Recovery = 119.50%		130.67%	
26) SA	Decachlor...	9.670	12.204	161.9E6	507.0E6	46.549	48.758
	Spiked Amount 40.000			Recovery = 116.37%		121.90%	
	Target Compounds						
28) L8	Toxaphene{A}	5.504	7.180	14043542	69989610	220.201m	194.122m
29) L8	Toxaphene{B}	6.121	8.059	37731447	100.9E6	226.917m	238.172
30) L8	Toxaphene{C}	6.298	8.225	33661143	221.1E6	285.381	287.431m
31) L8	Toxaphene{D}	6.636	8.669	27945741	108.7E6	292.752m	224.032m
32) L8	Toxaphene{E}	7.274	9.588	33859346	118.0E6	305.498m	290.804m
	SemiQuant Compounds - Not Calibrated on this Instrument						

(f)=RT Delta > 1/2 Window (#)=Amounts differ by > 25% (m)=manual int.

11.6.27 11

Quantitation Report (QT Reviewed)

Data Path : C:\msdchem\1\DATA\8G1645\
Data File : 8g39322.d
Signal(s) : Signal #1: ECD1A.ch Signal #2: ECD2B.ch
Acq On : 13 Jul 2021 5:08 am
Operator : christp
Sample : ic1645-500
Misc : op34235,g8g1645,30,,,2,1
ALS Vial : 12 Sample Multiplier: 1

Integration File signal 1: autoint1.e
Integration File signal 2: autoint2.e
Quant Time: Jul 13 22:54:28 2021
Quant Method : C:\MSDCHEM\1\METHODS\8PST1645.M
Quant Title : PEST/PCB
QLast Update : Tue Jul 13 22:52:29 2021
Response via : Initial Calibration
Integrator: ChemStation

Volume Inj. : 1ul/column
Signal #1 Phase : RTXCLP I Signal #2 Phase: RTX-CLP II
Signal #1 Info : 30mx.32mmx.32um Signal #2 Info : 30m x .32mm x .25um

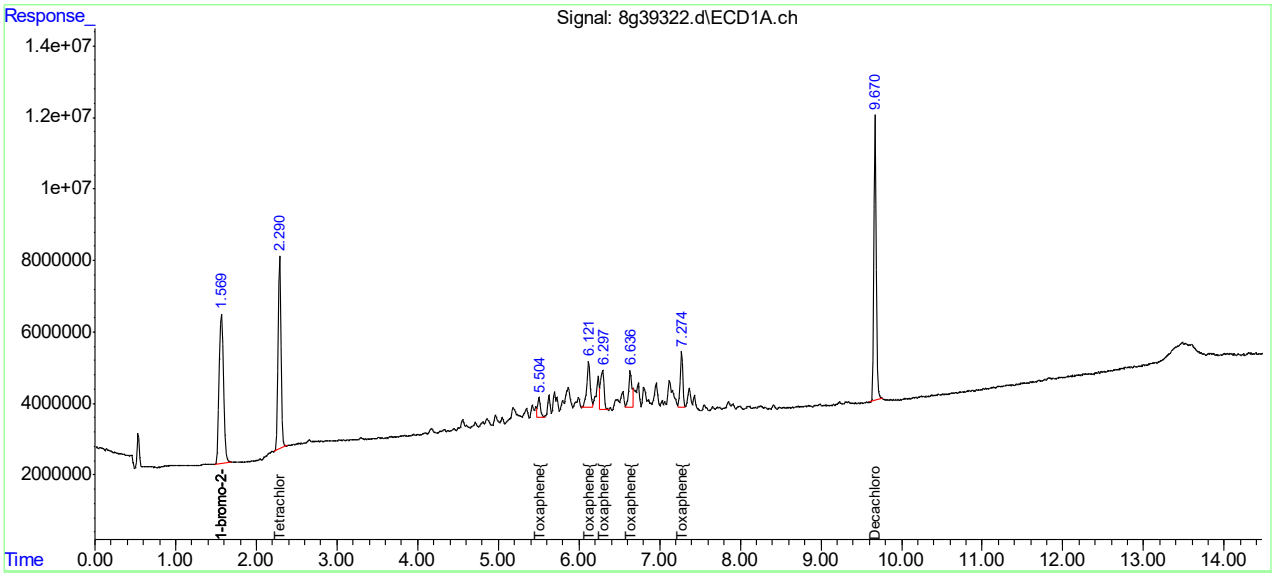

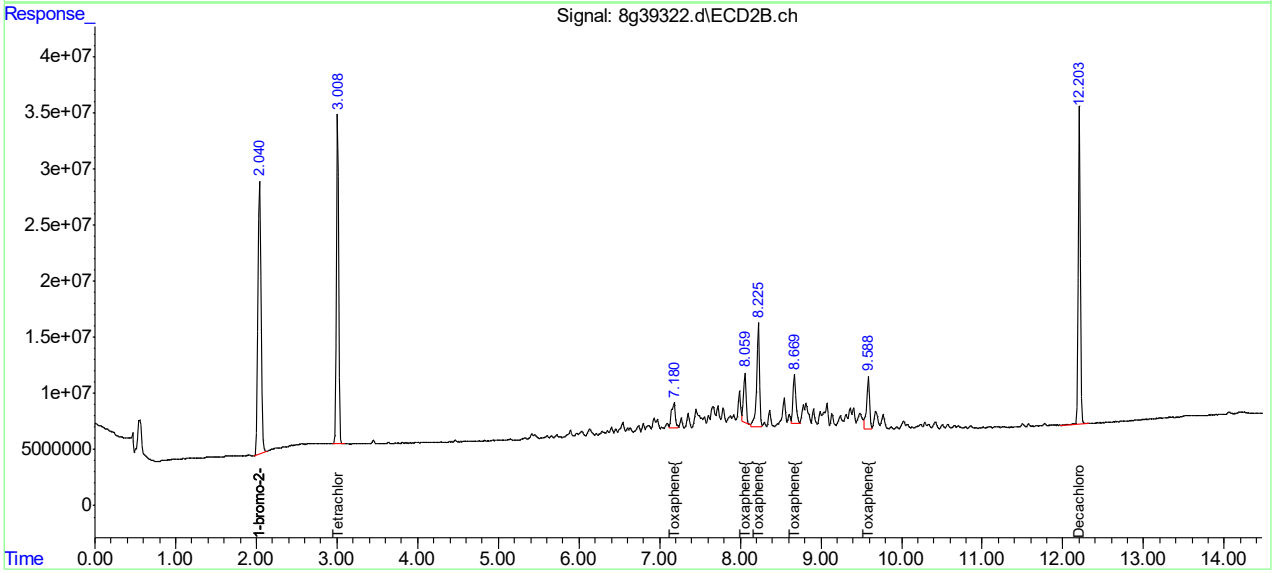

Manual Integration Approval Summary

Sample Number: G8G1645-IC1645
Lab FileID: 8G39322.D
Injection Time: 07/13/21 05:08
Method: SW846 8081B
Analyst approved: 07/13/21 23:22 Rebecca Krug
Supervisor approved: 07/15/21 12:53 Gwendolyn Burns

Parameter	CAS	Sig#	R.T. (min.)	Reason
Tetrachloro-m-xylene	877-09-8	1	2.29	Poorly defined baseline
Toxaphene-A		1	5.50	Poorly defined baseline
Toxaphene-B		1	6.12	Poorly defined baseline
Toxaphene-D		1	6.64	Poorly defined baseline
Toxaphene-A		2	7.18	Poorly defined baseline
Toxaphene-E		1	7.27	Poorly defined baseline
Toxaphene-C		2	8.23	Poorly defined baseline
Toxaphene-D		2	8.67	Poorly defined baseline
Toxaphene-E		2	9.59	Poorly defined baseline

Quantitation Report (Qedit)

Data Path : C:\msdchem\1\DATA\8G1645\
Data File : 8g39322.d
Signal(s) : Signal #1: ECD1A.ch Signal #2: ECD2B.ch
Acq On : 13 Jul 2021 5:08 am
Operator : christp
Sample : ic1645-500
Misc : op34235,g8g1645,30,,,2,1
ALS Vial : 12 Sample Multiplier: 1

Integration File signal 1: autoint1.e
Integration File signal 2: autoint2.e
Quant Time: Jul 13 22:52:45 2021
Quant Method : C:\MSDCHEM\1\METHODS\8PST1645.M
Quant Title : PEST/PCB
QLast Update : Tue Jul 13 22:52:29 2021
Response via : Initial Calibration
Integrator: ChemStation

Volume Inj. : 1ul/column
Signal #1 Phase : RTXCLP I Signal #2 Phase: RTX-CLP II
Signal #1 Info : 30mx.32mmx.32um Signal #2 Info : 30m x .32mm x .25um

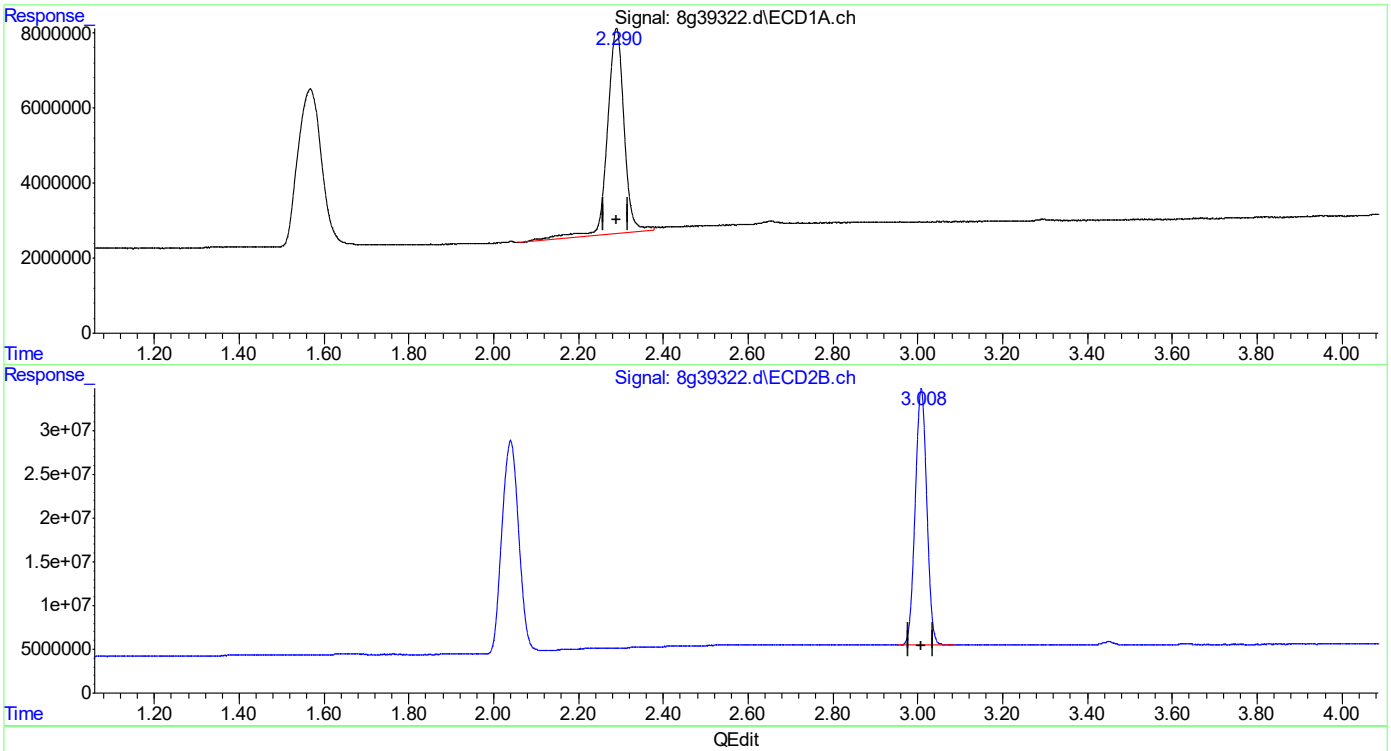

QEdit

(2) Tetrachloro-m-xylene (SAB)
2.290min 52.593PPB
response 150659752

(2) Tetrachloro-m-xylene #2 (SAB)
3.008min 52.269PPB
response 552205274

(+) = Expected Retention Time
8PST1645.M Tue Jul 13 22:52:57 2021 Page: 1

11.6.27.2
11

Quantitation Report (Qedit)

Data Path : C:\msdchem\1\DATA\8G1645\
Data File : 8g39322.d
Signal(s) : Signal #1: ECD1A.ch Signal #2: ECD2B.ch
Acq On : 13 Jul 2021 5:08 am
Operator : christp
Sample : ic1645-500
Misc : op34235,g8g1645,30,,,2,1
ALS Vial : 12 Sample Multiplier: 1

Integration File signal 1: autoint1.e
Integration File signal 2: autoint2.e
Quant Time: Jul 13 22:52:45 2021
Quant Method : C:\MSDCHEM\1\METHODS\8PST1645.M
Quant Title : PEST/PCB
QLast Update : Tue Jul 13 22:52:29 2021
Response via : Initial Calibration
Integrator: ChemStation

Volume Inj. : 1ul/column
Signal #1 Phase : RTXCLP I Signal #2 Phase: RTX-CLP II
Signal #1 Info : 30mx.32mmx.32um Signal #2 Info : 30m x .32mm x .25um

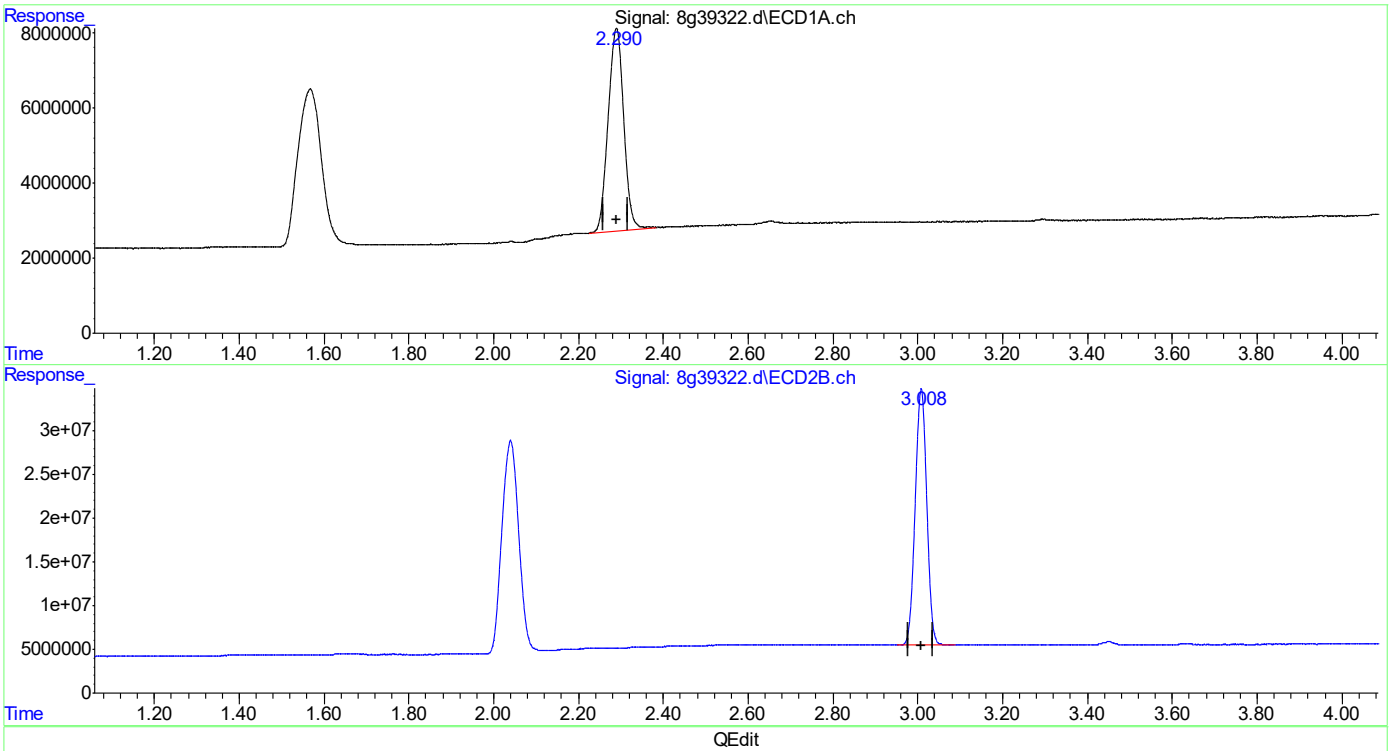

QEdit

(2) Tetrachloro-m-xylene (SAB)
2.290min 47.799PPB m
response 136925006

(2) Tetrachloro-m-xylene #2 (SAB)
3.008min 52.269PPB
response 552205274

(+) = Expected Retention Time
8PST1645.M Tue Jul 13 22:53:01 2021 Page: 1

Quantitation Report (Qedit)

Data Path : C:\msdchem\1\DATA\8G1645\
Data File : 8g39322.d
Signal(s) : Signal #1: ECD1A.ch Signal #2: ECD2B.ch
Acq On : 13 Jul 2021 5:08 am
Operator : christp
Sample : ic1645-500
Misc : op34235,g8g1645,30,,,2,1
ALS Vial : 12 Sample Multiplier: 1

Integration File signal 1: autoint1.e
Integration File signal 2: autoint2.e
Quant Time: Jul 13 22:52:45 2021
Quant Method : C:\MSDCHEM\1\METHODS\8PST1645.M
Quant Title : PEST/PCB
QLast Update : Tue Jul 13 22:52:29 2021
Response via : Initial Calibration
Integrator: ChemStation

Volume Inj. : 1ul/column
Signal #1 Phase : RTXCLP I Signal #2 Phase: RTX-CLP II
Signal #1 Info : 30mx.32mmx.32um Signal #2 Info : 30m x .32mm x .25um

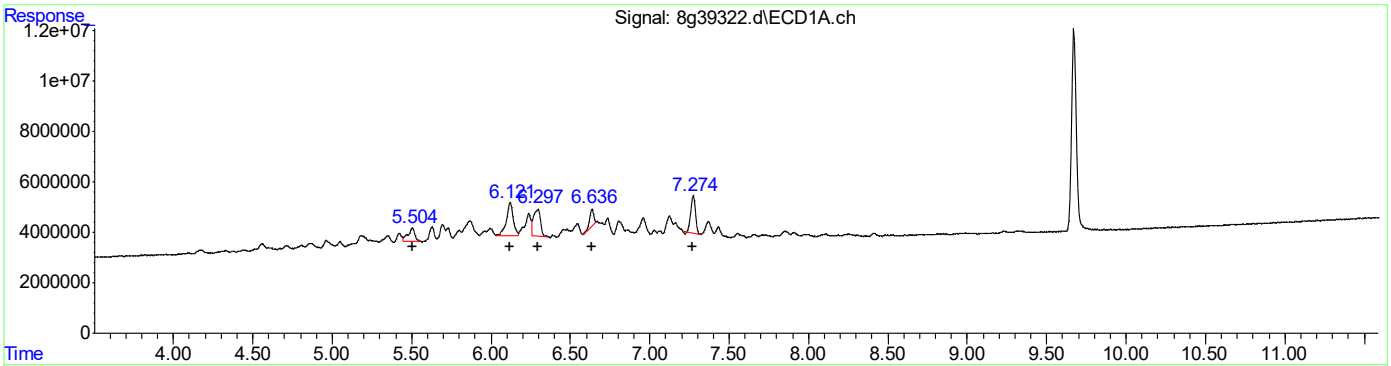

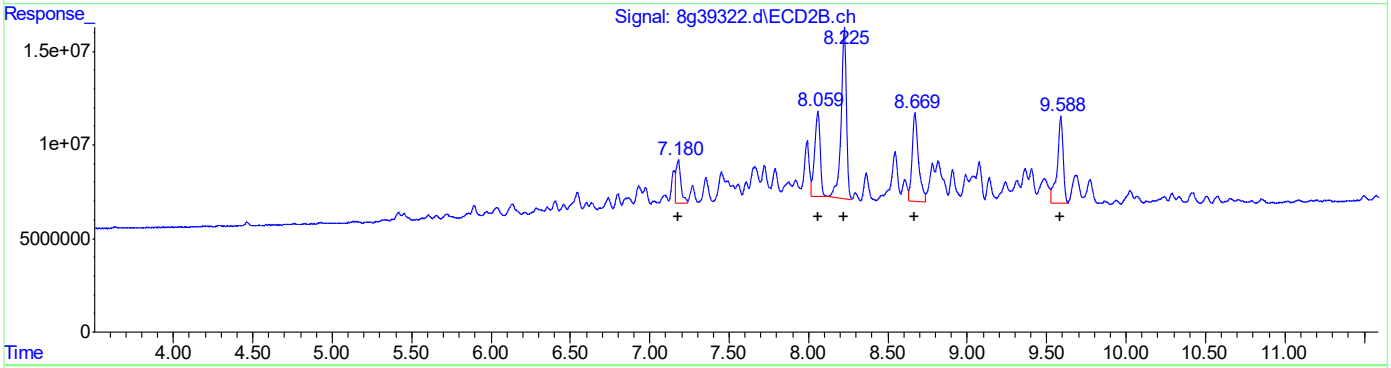

QEdit

(28) Toxaphene{A} (L8)

R.T.	Response	Conc
5.50	16472257	258.28
6.12	39584017	238.06
6.30	33661143	285.38
6.64	11883786	124.49
7.27	30446678	274.71

(28) Toxaphene{A} #2 (L8)

R.T.	Response	Conc
7.18	48345119	134.09
8.06	100917192	238.17
8.22	211736294	275.26
8.67	132081818	272.29
9.59	120863036	297.96

(+) = Expected Retention Time

Quantitation Report (Qedit)

Data Path : C:\msdchem\1\DATA\8G1645\
Data File : 8g39322.d
Signal(s) : Signal #1: ECD1A.ch Signal #2: ECD2B.ch
Acq On : 13 Jul 2021 5:08 am
Operator : christp
Sample : ic1645-500
Misc : op34235,g8g1645,30,,,2,1
ALS Vial : 12 Sample Multiplier: 1

Integration File signal 1: autoint1.e
Integration File signal 2: autoint2.e
Quant Time: Jul 13 22:52:45 2021
Quant Method : C:\MSDCHEM\1\METHODS\8PST1645.M
Quant Title : PEST/PCB
QLast Update : Tue Jul 13 22:52:29 2021
Response via : Initial Calibration
Integrator: ChemStation

Volume Inj. : 1ul/column
Signal #1 Phase : RTXCLP I Signal #2 Phase: RTX-CLP II
Signal #1 Info : 30mx.32mmx.32um Signal #2 Info : 30m x .32mm x .25um

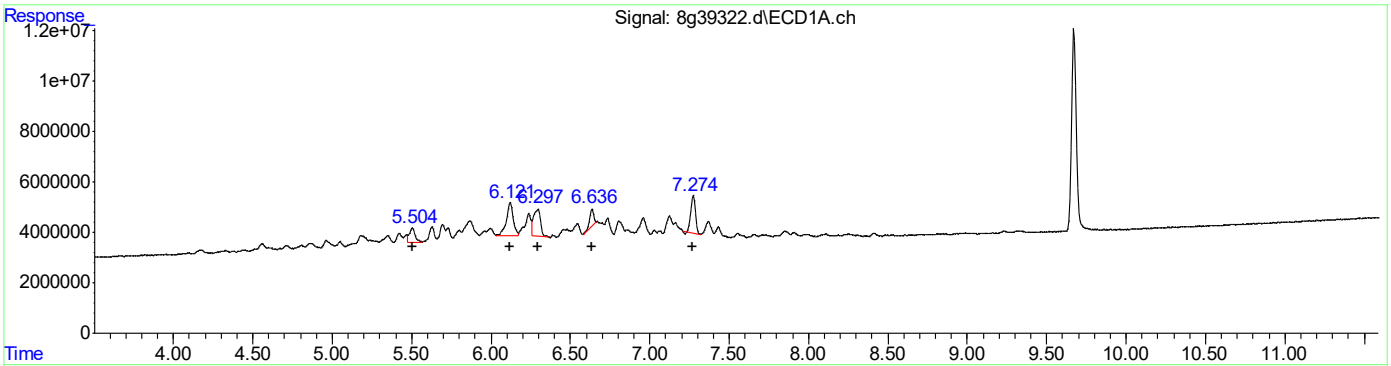

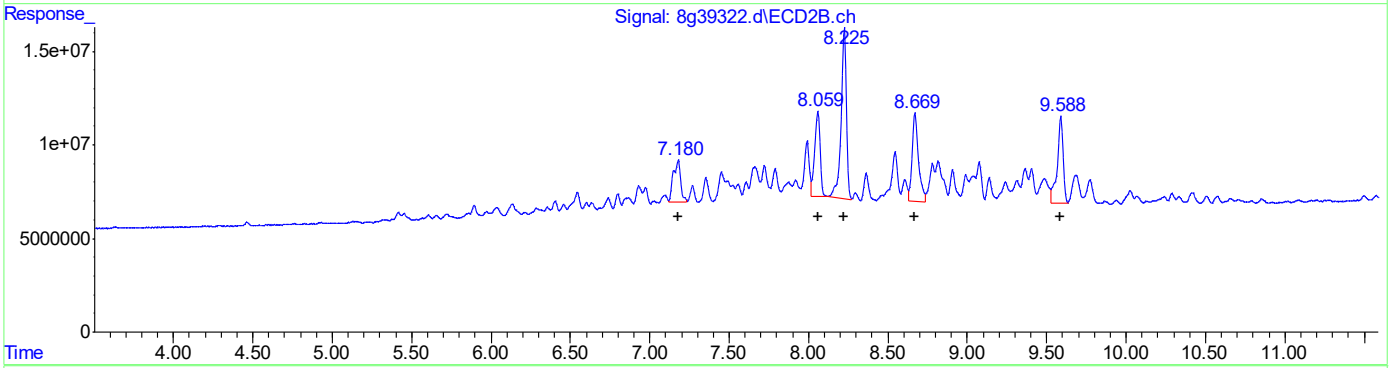

QEdit

(28) Toxaphene{A} #2 (L8)

R.T.	Response	Conc
5.50	14043542	220.20
6.12	39584017	238.06
6.30	33661143	285.38
6.64	11883786	124.49
7.27	30446678	274.71

(28) Toxaphene{A} #2 (L8)

R.T.	Response	Conc
7.18	69989610	194.12
8.06	100917192	238.17
8.22	211736294	275.26
8.67	132081818	272.29
9.59	120863036	297.96

(+) = Expected Retention Time

Quantitation Report (Qedit)

Data Path : C:\msdchem\1\DATA\8G1645\
Data File : 8g39322.d
Signal(s) : Signal #1: ECD1A.ch Signal #2: ECD2B.ch
Acq On : 13 Jul 2021 5:08 am
Operator : christp
Sample : ic1645-500
Misc : op34235,g8g1645,30,,,2,1
ALS Vial : 12 Sample Multiplier: 1

Integration File signal 1: autoint1.e
Integration File signal 2: autoint2.e
Quant Time: Jul 13 22:52:45 2021
Quant Method : C:\MSDCHEM\1\METHODS\8PST1645.M
Quant Title : PEST/PCB
QLast Update : Tue Jul 13 22:52:29 2021
Response via : Initial Calibration
Integrator: ChemStation

Volume Inj. : 1ul/column
Signal #1 Phase : RTXCLP I Signal #2 Phase: RTX-CLP II
Signal #1 Info : 30mx.32mmx.32um Signal #2 Info : 30m x .32mm x .25um

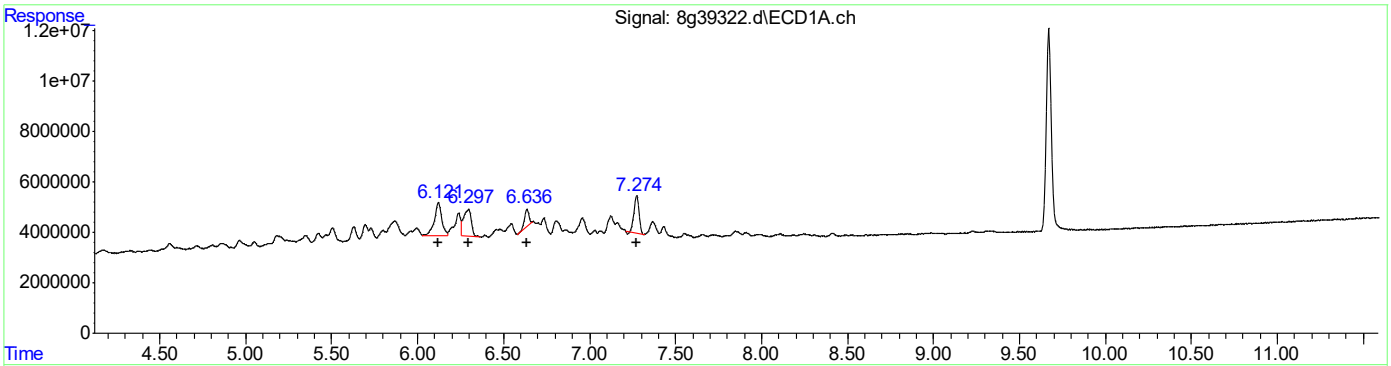

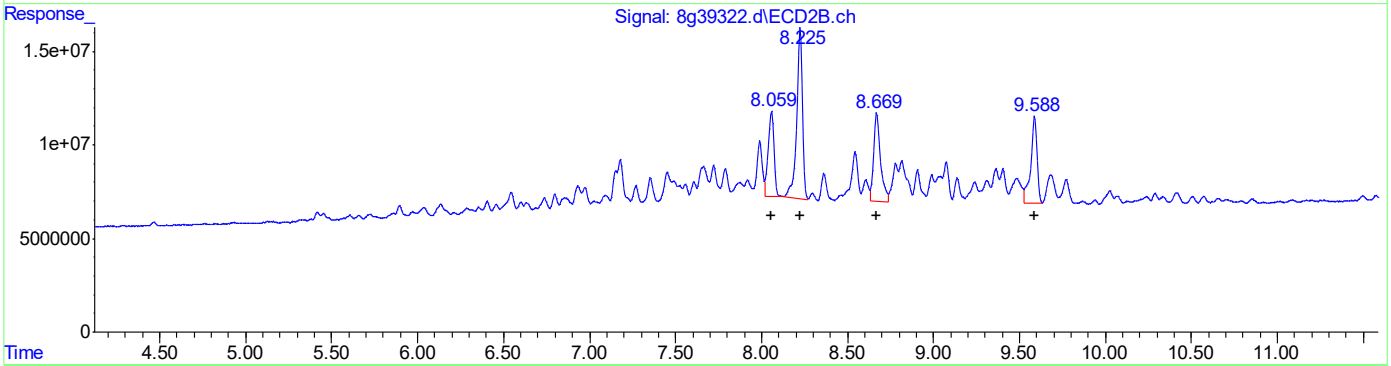

QEdit

(29) Toxaphene{B} (L8)

R.T.	Response	Conc
6.12	39584017	238.06
6.30	33661143	285.38
6.64	11883786	124.49
7.27	30446678	274.71

(29) Toxaphene{B} #2 (L8)

R.T.	Response	Conc
8.06	100917192	238.17
8.22	211736294	275.26
8.67	132081818	272.29
9.59	120863036	297.96

(+) = Expected Retention Time

Quantitation Report (Qedit)

Data Path : C:\msdchem\1\DATA\8G1645\
Data File : 8g39322.d
Signal(s) : Signal #1: ECD1A.ch Signal #2: ECD2B.ch
Acq On : 13 Jul 2021 5:08 am
Operator : christp
Sample : ic1645-500
Misc : op34235,g8g1645,30,,,2,1
ALS Vial : 12 Sample Multiplier: 1

Integration File signal 1: autoint1.e
Integration File signal 2: autoint2.e
Quant Time: Jul 13 22:52:45 2021
Quant Method : C:\MSDCHEM\1\METHODS\8PST1645.M
Quant Title : PEST/PCB
QLast Update : Tue Jul 13 22:52:29 2021
Response via : Initial Calibration
Integrator: ChemStation

Volume Inj. : 1ul/column
Signal #1 Phase : RTXCLP I Signal #2 Phase: RTX-CLP II
Signal #1 Info : 30mx.32mmx.32um Signal #2 Info : 30m x .32mm x .25um

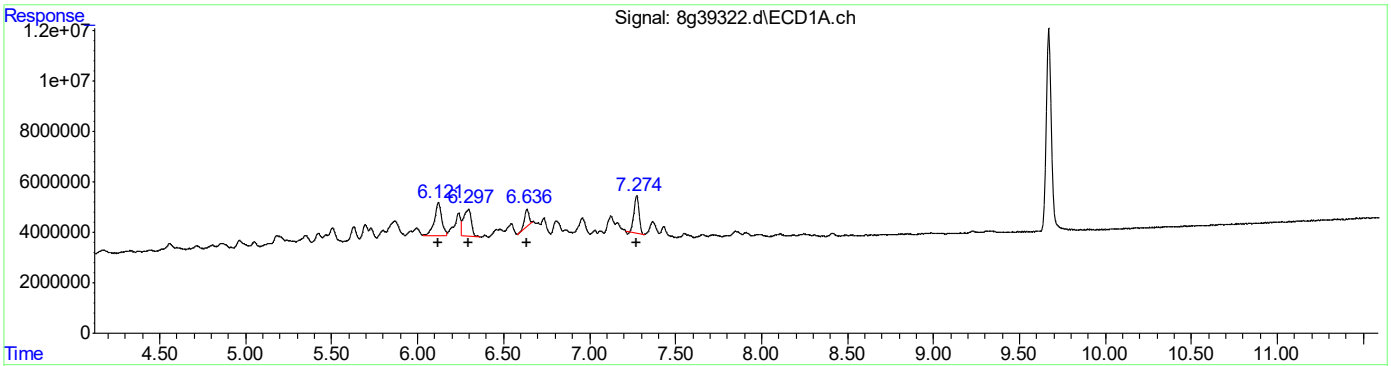

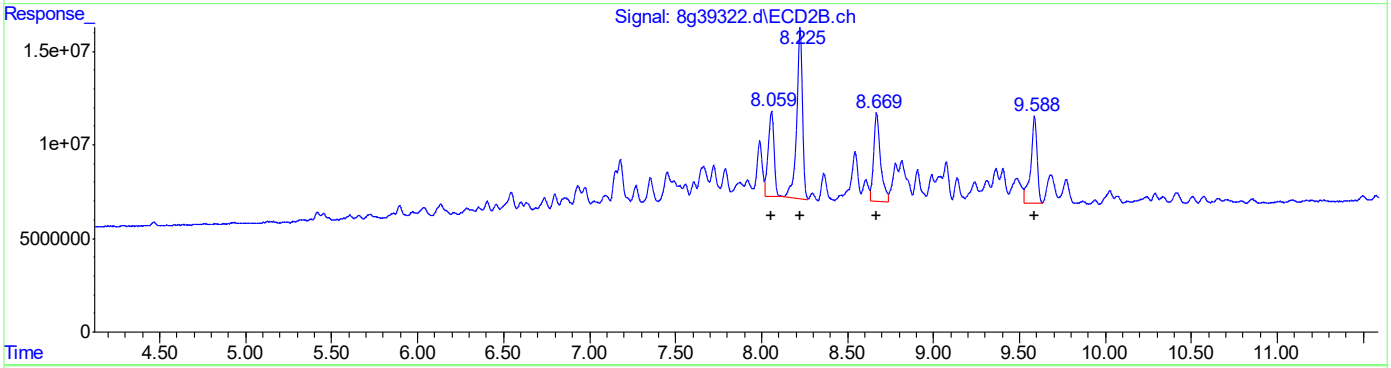

QEdit

(29) Toxaphene{B} #2 (L8)

R.T.	Response	Conc
6.12	37731447	226.92
6.30	33661143	285.38
6.64	11883786	124.49
7.27	30446678	274.71

(29) Toxaphene{B} #2 (L8)

R.T.	Response	Conc
8.06	100917192	238.17
8.22	211736294	275.26
8.67	132081818	272.29
9.59	120863036	297.96

(+) = Expected Retention Time

Quantitation Report (Qedit)

Data Path : C:\msdchem\1\DATA\8G1645\
Data File : 8g39322.d
Signal(s) : Signal #1: ECD1A.ch Signal #2: ECD2B.ch
Acq On : 13 Jul 2021 5:08 am
Operator : christp
Sample : ic1645-500
Misc : op34235,g8g1645,30,,,2,1
ALS Vial : 12 Sample Multiplier: 1

Integration File signal 1: autoint1.e
Integration File signal 2: autoint2.e
Quant Time: Jul 13 22:52:45 2021
Quant Method : C:\MSDCHEM\1\METHODS\8PST1645.M
Quant Title : PEST/PCB
QLast Update : Tue Jul 13 22:52:29 2021
Response via : Initial Calibration
Integrator: ChemStation

Volume Inj. : 1ul/column
Signal #1 Phase : RTXCLP I Signal #2 Phase: RTX-CLP II
Signal #1 Info : 30mx.32mmx.32um Signal #2 Info : 30m x .32mm x .25um

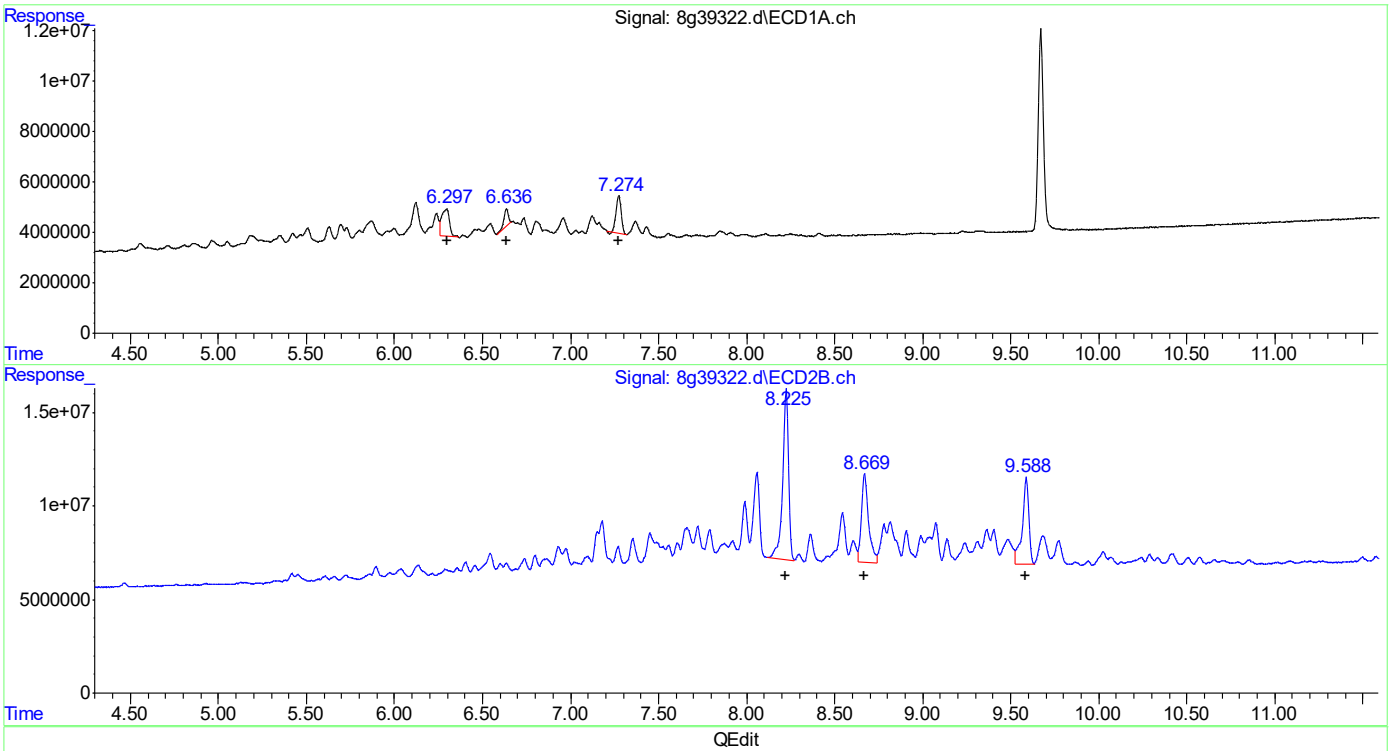

QEdit

(30) Toxaphene{C} (L8)

R.T.	Response	Conc
6.30	33661143	285.38
6.64	11883786	124.49
7.27	30446678	274.71

(30) Toxaphene{C} #2 (L8)

R.T.	Response	Conc
8.22	211736294	275.26
8.67	132081818	272.29
9.59	120863036	297.96

(+) = Expected Retention Time

Quantitation Report (Qedit)

Data Path : C:\msdchem\1\DATA\8G1645\
Data File : 8g39322.d
Signal(s) : Signal #1: ECD1A.ch Signal #2: ECD2B.ch
Acq On : 13 Jul 2021 5:08 am
Operator : christp
Sample : ic1645-500
Misc : op34235,g8g1645,30,,,2,1
ALS Vial : 12 Sample Multiplier: 1

Integration File signal 1: autoint1.e
Integration File signal 2: autoint2.e
Quant Time: Jul 13 22:52:45 2021
Quant Method : C:\MSDCHEM\1\METHODS\8PST1645.M
Quant Title : PEST/PCB
QLast Update : Tue Jul 13 22:52:29 2021
Response via : Initial Calibration
Integrator: ChemStation

Volume Inj. : 1ul/column
Signal #1 Phase : RTXCLP I Signal #2 Phase: RTX-CLP II
Signal #1 Info : 30mx.32mmx.32um Signal #2 Info : 30m x .32mm x .25um

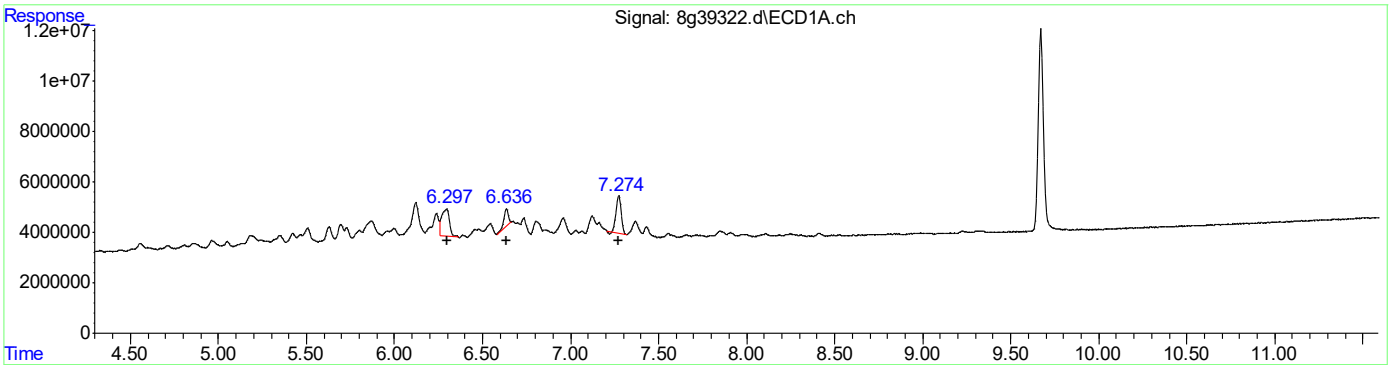

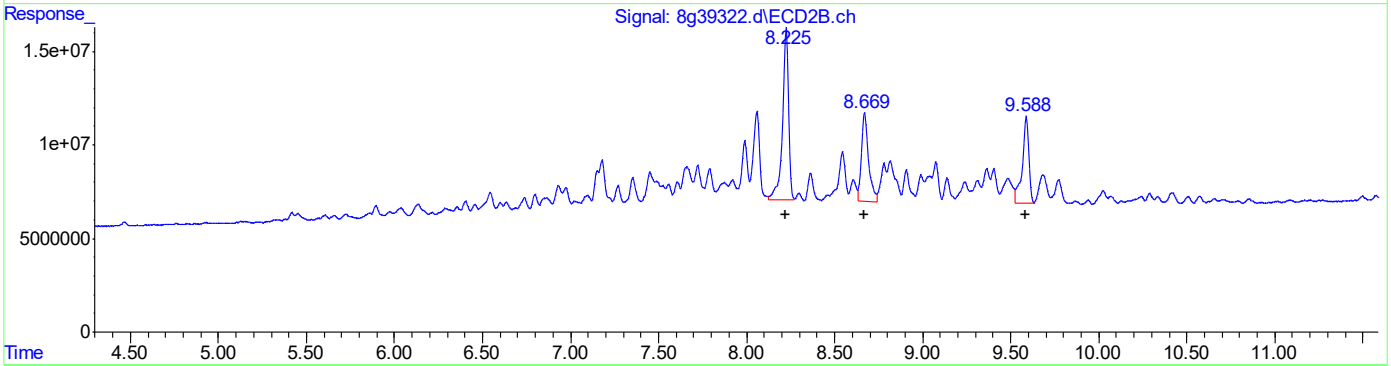

QEdit

(30) Toxaphene{C} #2 (L8)

R.T.	Response	Conc
6.30	33661143	285.38
6.64	11883786	124.49
7.27	30446678	274.71

(30) Toxaphene{C} #2 (L8)

R.T.	Response	Conc
8.23	221101180	287.43
8.67	132081818	272.29
9.59	120863036	297.96

(+) = Expected Retention Time

Quantitation Report (Qedit)

Data Path : C:\msdchem\1\DATA\8G1645\
Data File : 8g39322.d
Signal(s) : Signal #1: ECD1A.ch Signal #2: ECD2B.ch
Acq On : 13 Jul 2021 5:08 am
Operator : christp
Sample : ic1645-500
Misc : op34235,g8g1645,30,,,2,1
ALS Vial : 12 Sample Multiplier: 1

Integration File signal 1: autoint1.e
Integration File signal 2: autoint2.e
Quant Time: Jul 13 22:52:45 2021
Quant Method : C:\MSDCHEM\1\METHODS\8PST1645.M
Quant Title : PEST/PCB
QLast Update : Tue Jul 13 22:52:29 2021
Response via : Initial Calibration
Integrator: ChemStation

Volume Inj. : 1ul/column
Signal #1 Phase : RTXCLP I Signal #2 Phase: RTX-CLP II
Signal #1 Info : 30mx.32mmx.32um Signal #2 Info : 30m x .32mm x .25um

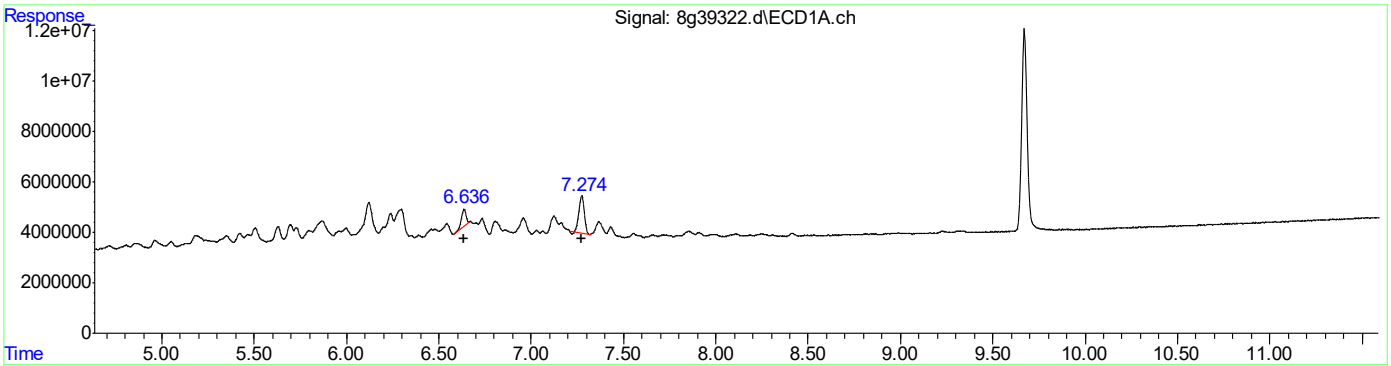

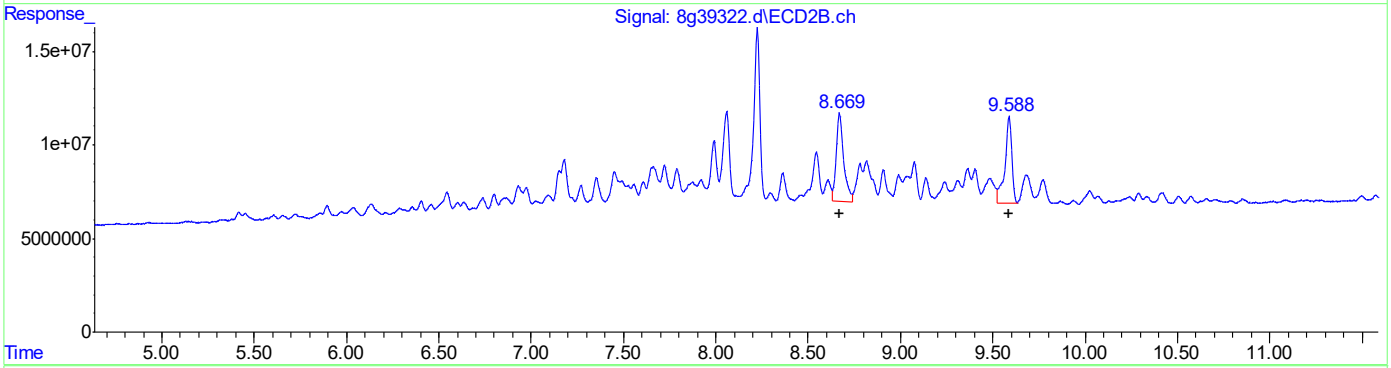

QEdit

(31) Toxaphene{D} (L8)

R.T.	Response	Conc
6.64	11883786	124.49
7.27	30446678	274.71

(31) Toxaphene{D} #2 (L8)

R.T.	Response	Conc
8.67	132081818	272.29
9.59	120863036	297.96

(+) = Expected Retention Time

Quantitation Report (Qedit)

Data Path : C:\msdchem\1\DATA\8G1645\
Data File : 8g39322.d
Signal(s) : Signal #1: ECD1A.ch Signal #2: ECD2B.ch
Acq On : 13 Jul 2021 5:08 am
Operator : christp
Sample : ic1645-500
Misc : op34235,g8g1645,30,,,2,1
ALS Vial : 12 Sample Multiplier: 1

Integration File signal 1: autoint1.e
Integration File signal 2: autoint2.e
Quant Time: Jul 13 22:52:45 2021
Quant Method : C:\MSDCHEM\1\METHODS\8PST1645.M
Quant Title : PEST/PCB
QLast Update : Tue Jul 13 22:52:29 2021
Response via : Initial Calibration
Integrator: ChemStation

Volume Inj. : 1ul/column
Signal #1 Phase : RTXCLP I Signal #2 Phase: RTX-CLP II
Signal #1 Info : 30mx.32mmx.32um Signal #2 Info : 30m x .32mm x .25um

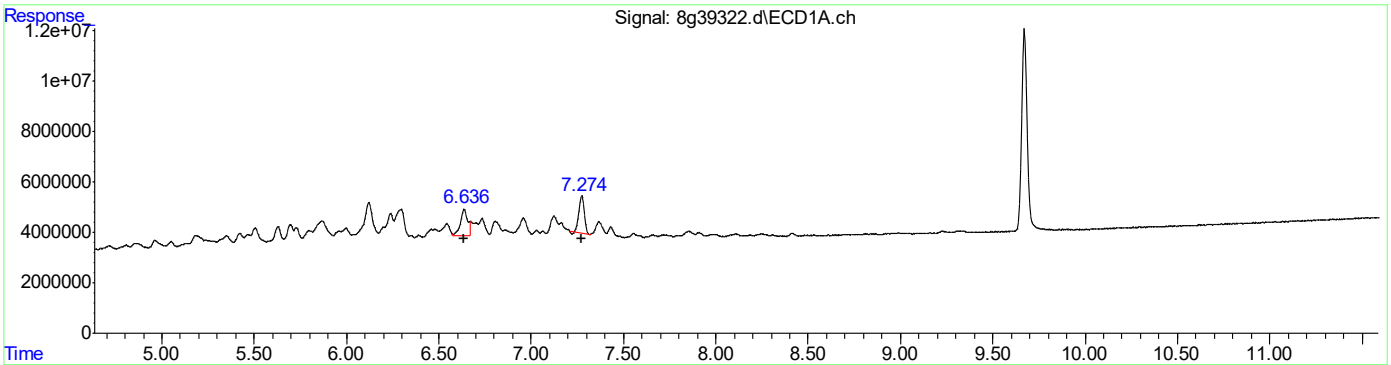

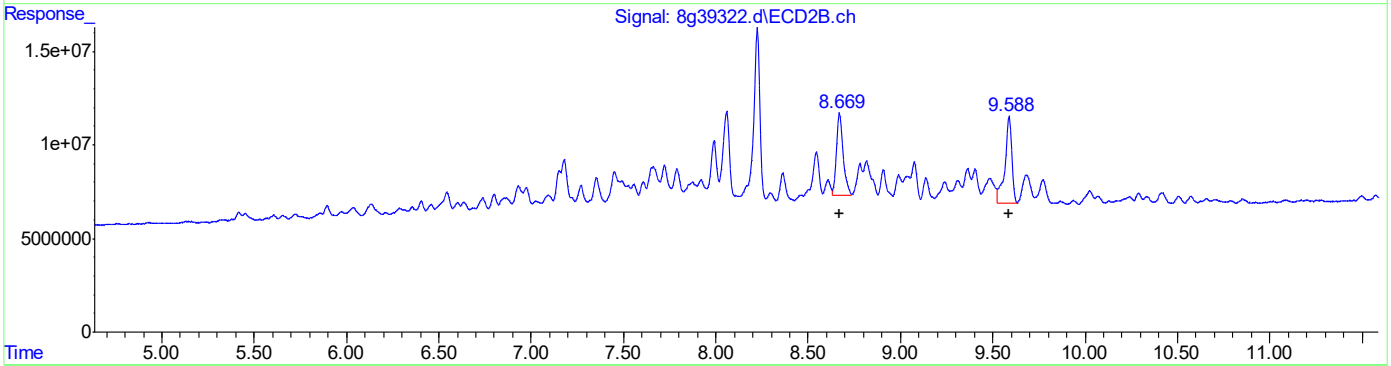

QEdit

(31) Toxaphene{D} #2 (L8)

R.T.	Response	Conc
6.64	27945741	292.75
7.27	30446678	274.71

(31) Toxaphene{D} #2 (L8)

R.T.	Response	Conc
8.67	108673655	224.03
9.59	120863036	297.96

(+) = Expected Retention Time

Quantitation Report (Qedit)

Data Path : C:\msdchem\1\DATA\8G1645\
Data File : 8g39322.d
Signal(s) : Signal #1: ECD1A.ch Signal #2: ECD2B.ch
Acq On : 13 Jul 2021 5:08 am
Operator : christp
Sample : ic1645-500
Misc : op34235,g8g1645,30,,,2,1
ALS Vial : 12 Sample Multiplier: 1

Integration File signal 1: autoint1.e
Integration File signal 2: autoint2.e
Quant Time: Jul 13 22:52:45 2021
Quant Method : C:\MSDCHEM\1\METHODS\8PST1645.M
Quant Title : PEST/PCB
QLast Update : Tue Jul 13 22:52:29 2021
Response via : Initial Calibration
Integrator: ChemStation

Volume Inj. : 1ul/column
Signal #1 Phase : RTXCLP I Signal #2 Phase: RTX-CLP II
Signal #1 Info : 30mx.32mmx.32um Signal #2 Info : 30m x .32mm x .25um

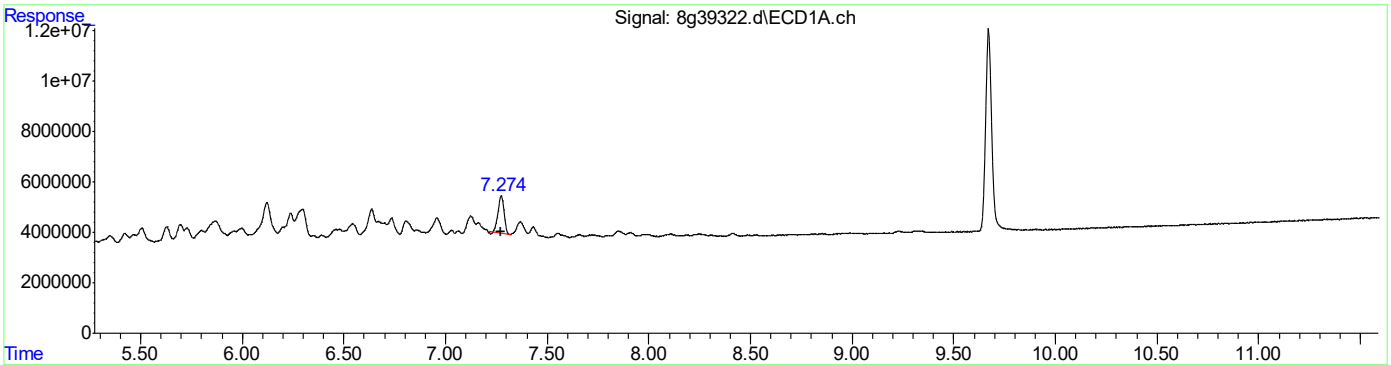

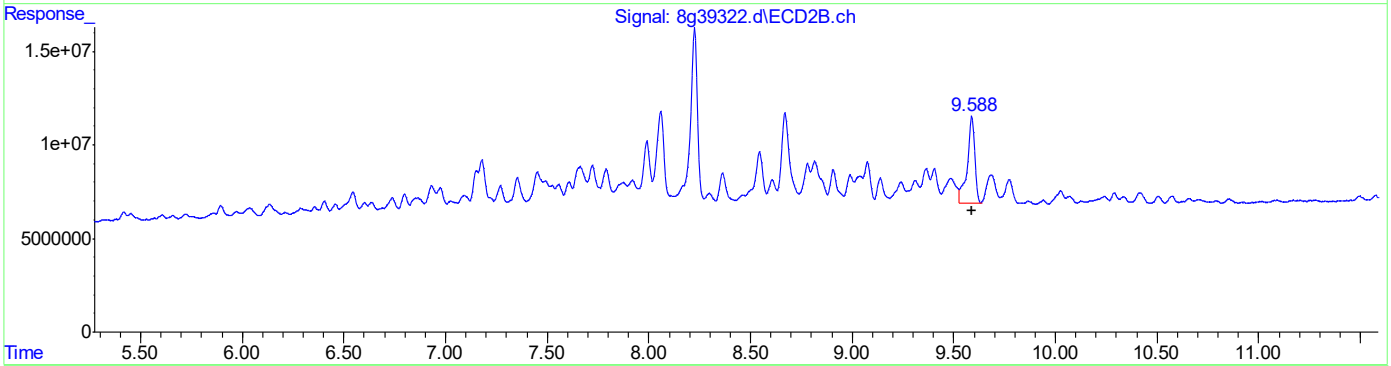

QEdit

(32) Toxaphene{E} (L8)
R.T. Response Conc
7.27 30446678 274.71

(32) Toxaphene{E} #2 (L8)
R.T. Response Conc
9.59 120863036 297.96

(+) = Expected Retention Time
8PST1645.M Tue Jul 13 22:54:19 2021 Page: 1

Quantitation Report (Qedit)

Data Path : C:\msdchem\1\DATA\8G1645\
Data File : 8g39322.d
Signal(s) : Signal #1: ECD1A.ch Signal #2: ECD2B.ch
Acq On : 13 Jul 2021 5:08 am
Operator : christp
Sample : ic1645-500
Misc : op34235,g8g1645,30,,,2,1
ALS Vial : 12 Sample Multiplier: 1

Integration File signal 1: autoint1.e
Integration File signal 2: autoint2.e
Quant Time: Jul 13 22:52:45 2021
Quant Method : C:\MSDCHEM\1\METHODS\8PST1645.M
Quant Title : PEST/PCB
QLast Update : Tue Jul 13 22:52:29 2021
Response via : Initial Calibration
Integrator: ChemStation

Volume Inj. : 1ul/column
Signal #1 Phase : RTXCLP I Signal #2 Phase: RTX-CLP II
Signal #1 Info : 30mx.32mmx.32um Signal #2 Info : 30m x .32mm x .25um

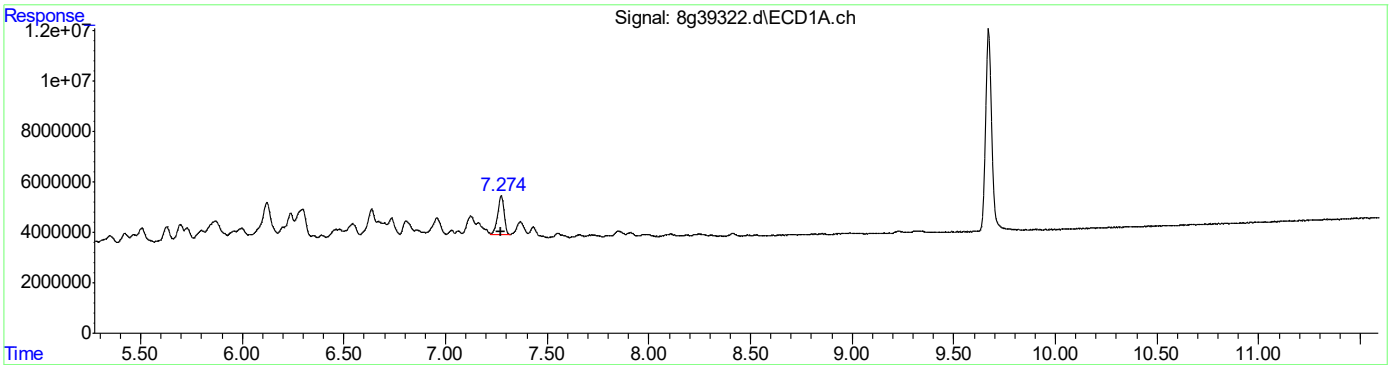

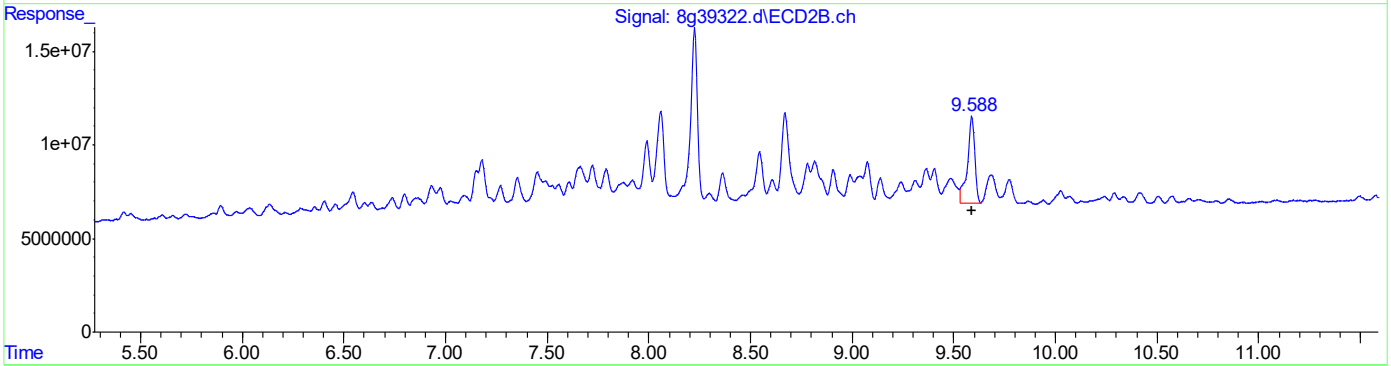

QEdit

(32) Toxaphene{E} #2 (L8)
R.T. Response Conc
7.27 33859346 305.50

(32) Toxaphene{E} #2 (L8)
R.T. Response Conc
9.59 117959840 290.80

(+) = Expected Retention Time
8PST1645.M Tue Jul 13 22:54:30 2021 Page: 1

Quantitation Report (QT Reviewed)

Data Path : C:\msdchem\1\DATA\8G1645\
Data File : 8g39323.d
Signal(s) : Signal #1: ECD1A.ch Signal #2: ECD2B.ch
Acq On : 13 Jul 2021 5:24 am
Operator : christp
Sample : icv1645-25
Misc : op34235,g8g1645,30,,,2,10
ALS Vial : 13 Sample Multiplier: 1

Integration File signal 1: autoint1.e
Integration File signal 2: autoint2.e
Quant Time: Jul 13 22:58:25 2021
Quant Method : C:\MSDCHEM\1\METHODS\8PST1645.M
Quant Title : PEST/PCB
QLast Update : Tue Jul 13 22:57:30 2021
Response via : Initial Calibration
Integrator: ChemStation

Volume Inj. : 1ul/column
Signal #1 Phase : RTXCLP I Signal #2 Phase: RTX-CLP II
Signal #1 Info : 30mx.32mmx.32um Signal #2 Info : 30m x .32mm x .25um

	Compound	RT#1	RT#2	Resp#1	Resp#2	PPB	PPB
	Internal Standards						
1) I	1-bromo-2...	1.569	2.040	158.5E6	662.2E6	50.000	50.000
27) I	1-bromo-2...	1.569	2.040	158.5E6	662.2E6	50.000	50.000
33) I	1-bromo-2...	1.569	2.040	158.5E6	662.2E6	50.000	50.000
	System Monitoring Compounds						
2) SAB	Tetrachlo...	2.289	3.008	77411360	297.1E6	27.291	28.329
	Spiked Amount 40.000	Range 30 - 150		Recovery =		68.23%	70.82%
26) SA	Decachlor...	9.671	12.205	90601902	274.9E6	26.307	26.626
	Spiked Amount 40.000			Recovery =		65.77%	66.57%
	Target Compounds						
4) A	alpha-BHC	2.805	3.742	93713161	464.3E6	25.609	27.467
5) MA	gamma-BHC	3.115	4.204	90655799	419.3E6	26.251	28.006
6) MA	Heptachlor	3.619	4.813	91489834	393.2E6	25.815	27.631
7) B	beta-BHC	3.201	4.300	44890812	170.1E6	26.090	26.822
8) B	delta-BHC	3.388	4.719	80379921	394.9E6	26.271	27.305
9) MB	Aldrin	3.954	5.287	83238533	382.4E6	26.890	27.688
11) B	Heptachlo...	4.667	6.142	82998629	352.8E6	25.851	27.665
12) B	gamma-Chl...	4.830	6.436	83132394	352.1E6	25.633	27.115
13) B	alpha-Chl...	5.000	6.667	84367511	341.1E6	25.939	27.056
14) A	Endosulfan I	5.173	6.768	85397314	318.6E6	25.485	26.851
15) B	4,4'-DDE	5.126	6.933	68352723	333.4E6	24.131	27.100
16) MA	Dieldrin	5.494	7.213	79807110	349.0E6	25.942	27.445
17) MA	Endrin	5.811	7.730	77947266	326.1E6	25.605	26.169
18) A	4,4'-DDD	5.953	7.906	56091512	266.6E6	24.957	26.465
19) B	Endosulfa...	6.131	8.088	75430342	301.1E6	26.707	27.411
20) MA	4,4'-DDT	6.365	8.450	65431028	270.2E6	26.780	28.237
21) B	Endrin Al...	6.751	8.672	64517296	236.6E6	26.358	27.116
22) B	Endosulfa...	7.424	9.146	68399601	267.0E6	24.348	25.866
23) A	Methoxychlor	7.151	9.704	40380258	140.7E6	25.067	28.831
25) B	Endrin Ke...	7.858	10.122	87507721	309.8E6	27.458	27.149
	SemiQuant Compounds - Not Calibrated on this Instrument						

(f)=RT Delta > 1/2 Window (#)=Amounts differ by > 25% (m)=manual int.

Quantitation Report (QT Reviewed)

Data Path : C:\msdchem\1\DATA\8G1645\
Data File : 8g39323.d
Signal(s) : Signal #1: ECD1A.ch Signal #2: ECD2B.ch
Acq On : 13 Jul 2021 5:24 am
Operator : christp
Sample : icv1645-25
Misc : op34235,g8g1645,30,,,2,10
ALS Vial : 13 Sample Multiplier: 1

Integration File signal 1: autoint1.e
Integration File signal 2: autoint2.e
Quant Time: Jul 13 22:58:25 2021
Quant Method : C:\MSDCHEM\1\METHODS\8PST1645.M
Quant Title : PEST/PCB
QLast Update : Tue Jul 13 22:57:30 2021
Response via : Initial Calibration
Integrator: ChemStation

Volume Inj. : 1ul/column
Signal #1 Phase : RTXCLP I Signal #2 Phase: RTX-CLP II
Signal #1 Info : 30mx.32mmx.32um Signal #2 Info : 30m x .32mm x .25um

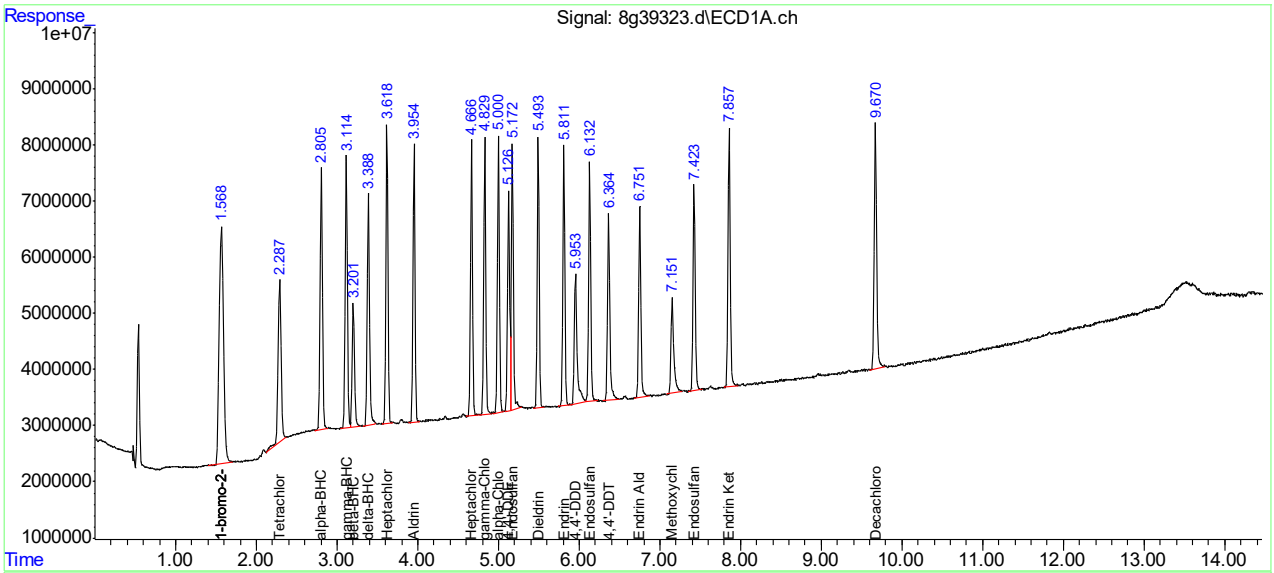

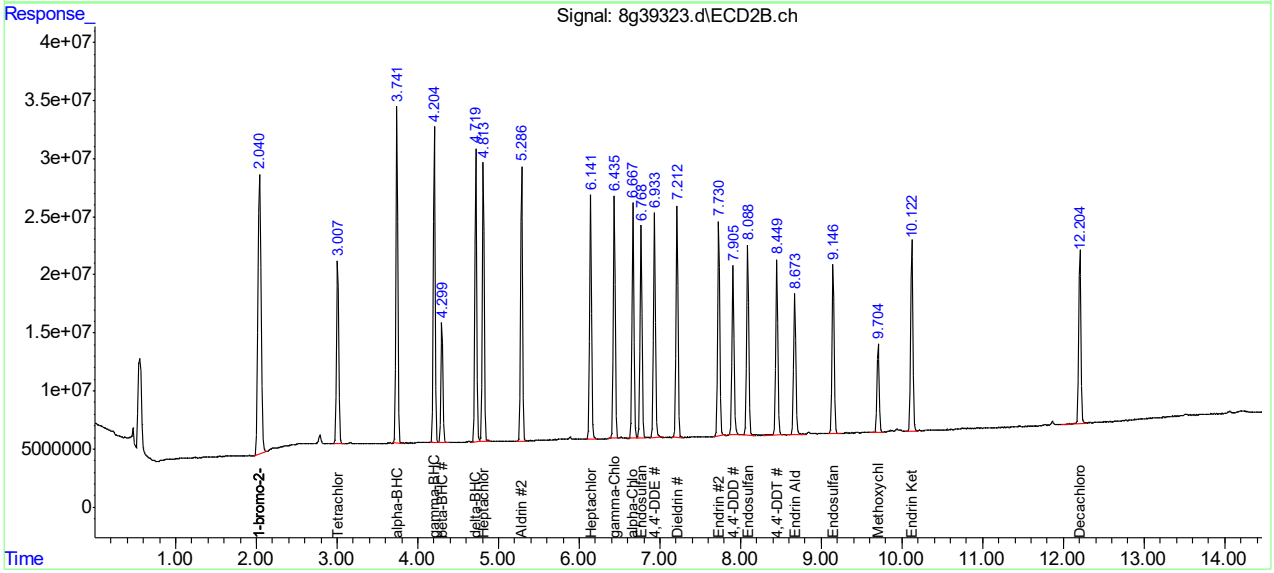

Manual Integrations APPROVED
(compounds with "m" flag)
Gwendolyn Burns
07/15/21 12:53

Quantitation Report (QT Reviewed)

Data Path : C:\msdchem\1\DATA\8G1645\
Data File : 8g39324.d
Signal(s) : Signal #1: ECD1A.ch Signal #2: ECD2B.ch
Acq On : 13 Jul 2021 5:40 am
Operator : christp
Sample : icv1645-500
Misc : op34235,g8g1645,30,,,2,1
ALS Vial : 14 Sample Multiplier: 1

Integration File signal 1: autoint1.e
Integration File signal 2: autoint2.e
Quant Time: Jul 13 23:03:15 2021
Quant Method : C:\MSDCHEM\1\METHODS\8PST1645.M
Quant Title : PEST/PCB
QLast Update : Tue Jul 13 23:01:41 2021
Response via : Initial Calibration
Integrator: ChemStation

Volume Inj. : 1ul/column
Signal #1 Phase : RTXCLP I Signal #2 Phase: RTX-CLP II
Signal #1 Info : 30mx.32mmx.32um Signal #2 Info : 30m x .32mm x .25um

	Compound	RT#1	RT#2	Resp#1	Resp#2	PPB	PPB
	Internal Standards						
1) I	1-bromo-2...	1.570	2.040	160.6E6	663.9E6	50.000	50.000
27) I	1-bromo-2...	1.570	2.040	160.6E6	663.9E6	50.000	50.000
33) I	1-bromo-2...	1.570	2.040	160.6E6	663.9E6	50.000	50.000
	System Monitoring Compounds						
2) SAB	Tetrachlo...	2.290	3.009	156.2E6	620.1E6	54.313m	58.972
	Spiked Amount 40.000	Range 30 - 150		Recovery = 135.78%		147.43%	
26) SA	Decachlor...	9.670	12.204	178.6E6	558.5E6	51.152	53.969
	Spiked Amount 40.000			Recovery = 127.88%		134.92%	
	Target Compounds						
34)	Chlordane...	3.529	4.604	49581811	221.1E6	572.403	582.937
35)	Chlordane...	4.101	5.490	64983146	237.5E6	550.787	570.665
36)	Chlordane...	4.830	6.435	214.9E6	866.8E6	593.533	598.939
37)	Chlordane...	4.993	6.667f	344.2E6	1376.4E6	527.469	520.463m
38)	Chlordane...	6.039	8.169	54272925	209.0E6	531.209	518.445
	SemiQuant Compounds - Not Calibrated on this Instrument						

(f)=RT Delta > 1/2 Window (#)=Amounts differ by > 25% (m)=manual int.

11.6.29
11

Quantitation Report (QT Reviewed)

Data Path : C:\msdchem\1\DATA\8G1645\
Data File : 8g39324.d
Signal(s) : Signal #1: ECD1A.ch Signal #2: ECD2B.ch
Acq On : 13 Jul 2021 5:40 am
Operator : christp
Sample : icv1645-500
Misc : op34235,g8g1645,30,,,2,1
ALS Vial : 14 Sample Multiplier: 1

Integration File signal 1: autoint1.e
Integration File signal 2: autoint2.e
Quant Time: Jul 13 23:03:15 2021
Quant Method : C:\MSDCHEM\1\METHODS\8PST1645.M
Quant Title : PEST/PCB
QLast Update : Tue Jul 13 23:01:41 2021
Response via : Initial Calibration
Integrator: ChemStation

Volume Inj. : 1ul/column
Signal #1 Phase : RTXCLP I Signal #2 Phase: RTX-CLP II
Signal #1 Info : 30mx.32mmx.32um Signal #2 Info : 30m x .32mm x .25um

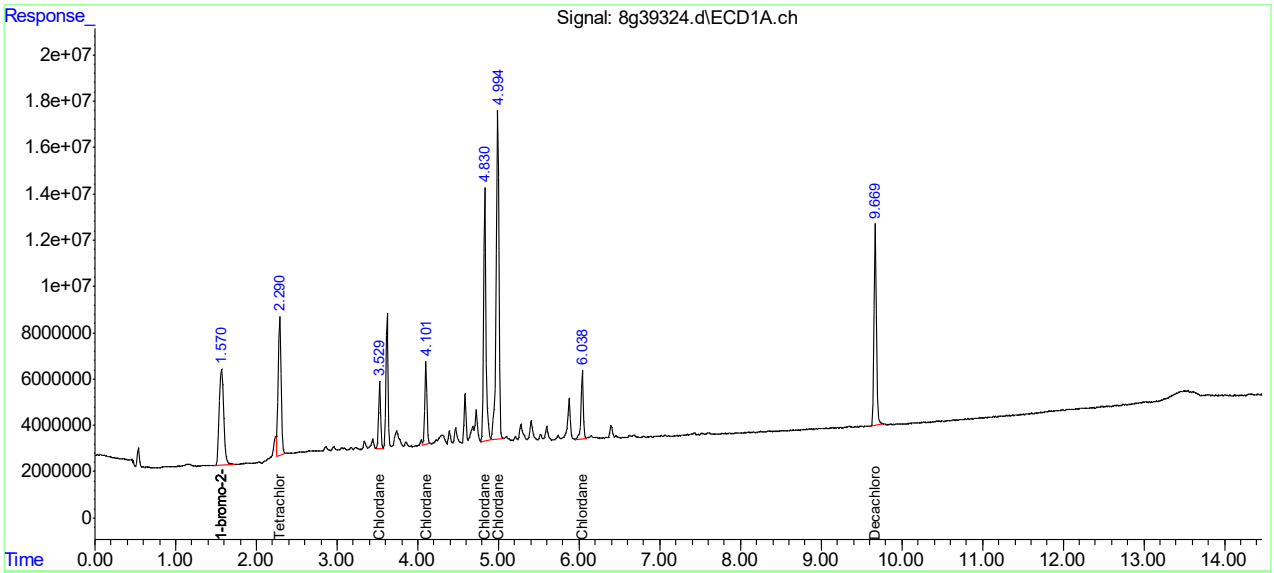

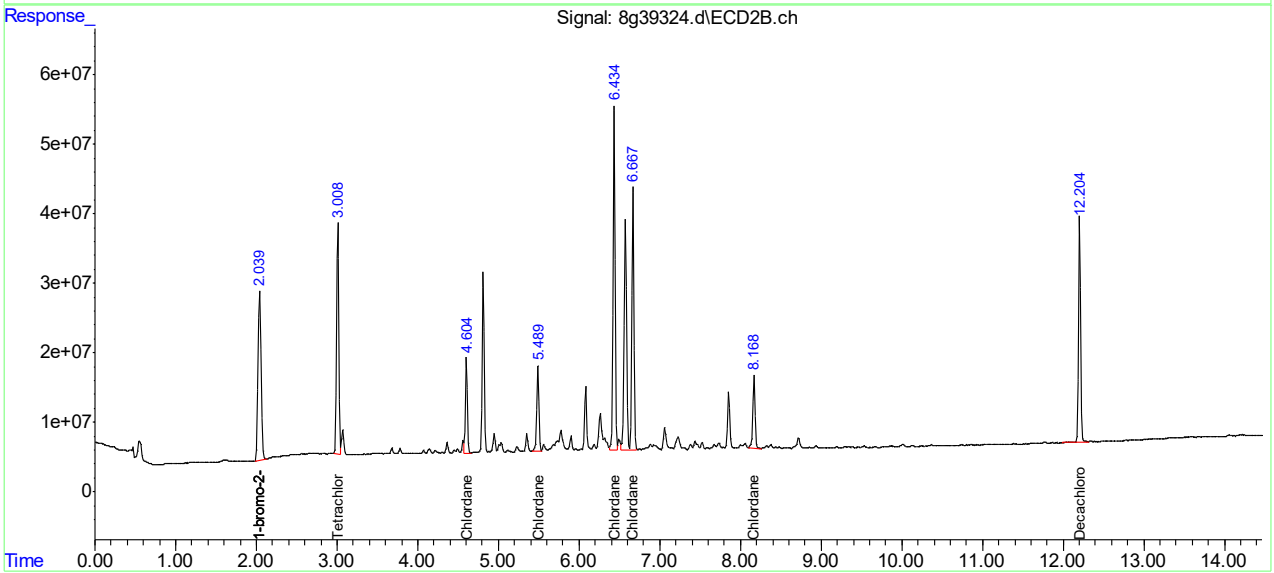

Manual Integration Approval Summary

Sample Number: G8G1645-ICV1645 **Method:** SW846 8081B
Lab FileID: 8G39324.D **Analyst approved:** 07/13/21 23:22 Rebecca Krug
Injection Time: 07/13/21 05:40 **Supervisor approved:** 07/15/21 12:53 Gwendolyn Burns

Parameter	CAS	Sig#	R.T. (min.)	Reason
Tetrachloro-m-xylene	877-09-8	1	2.29	Poorly defined baseline
Chlordane-D		2	6.67	Split peak

Quantitation Report (Qedit)

Data Path : C:\msdchem\1\DATA\8G1645\
Data File : 8g39324.d
Signal(s) : Signal #1: ECD1A.ch Signal #2: ECD2B.ch
Acq On : 13 Jul 2021 5:40 am
Operator : christp
Sample : icv1645-500
Misc : op34235,g8g1645,30,,,2,1
ALS Vial : 14 Sample Multiplier: 1

Integration File signal 1: autoint1.e
Integration File signal 2: autoint2.e
Quant Time: Jul 13 23:02:35 2021
Quant Method : C:\MSDCHEM\1\METHODS\8PST1645.M
Quant Title : PEST/PCB
QLast Update : Tue Jul 13 23:01:41 2021
Response via : Initial Calibration
Integrator: ChemStation

Volume Inj. : 1ul/column
Signal #1 Phase : RTXCLP I Signal #2 Phase: RTX-CLP II
Signal #1 Info : 30mx.32mmx.32um Signal #2 Info : 30m x .32mm x .25um

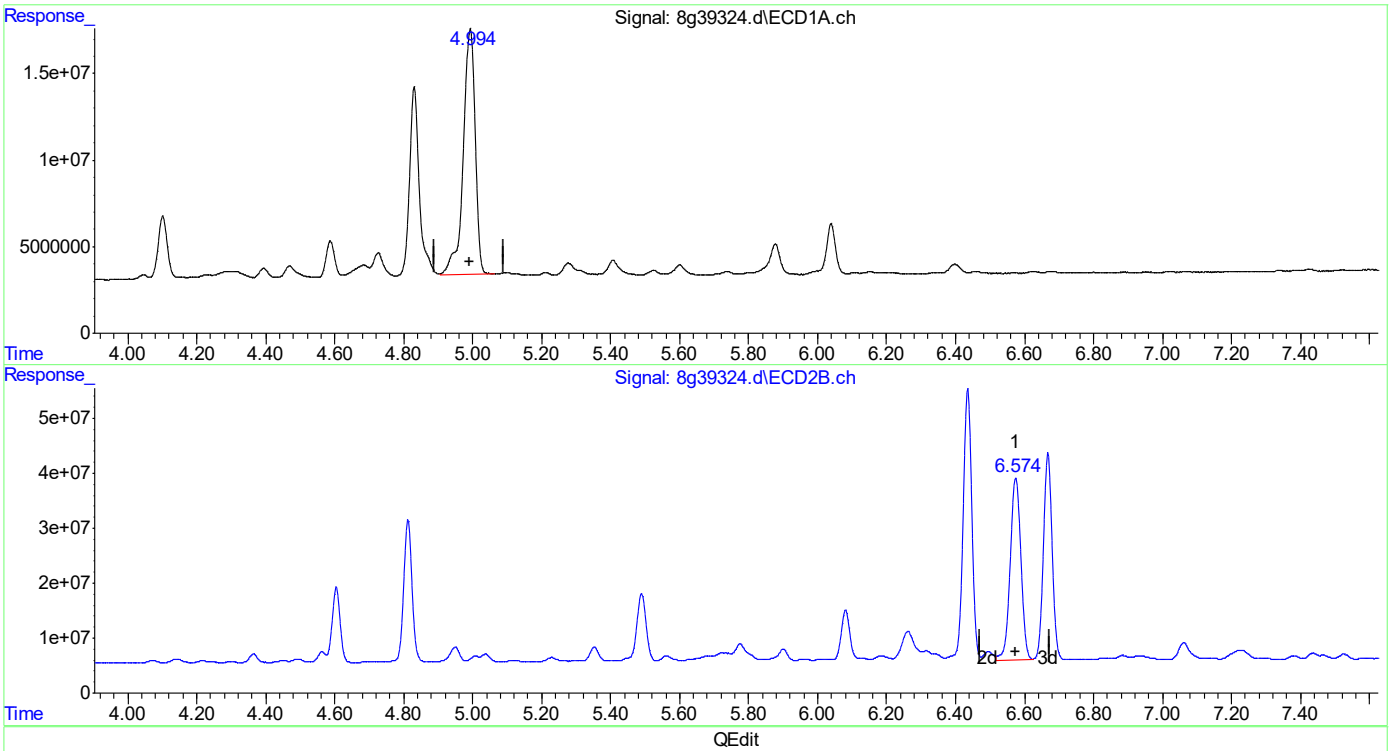

QEdit

(37) Chlordane {D}
4.993min 527.469PPB
response 344186041

(37) Chlordane {D} #2
6.574min 271.086PPB
response 716917186

(+) = Expected Retention Time
8PST1645.M Tue Jul 13 23:02:46 2021 Page: 1

11.6.29.2

Quantitation Report (Qedit)

Data Path : C:\msdchem\1\DATA\8G1645\
Data File : 8g39324.d
Signal(s) : Signal #1: ECD1A.ch Signal #2: ECD2B.ch
Acq On : 13 Jul 2021 5:40 am
Operator : christp
Sample : icv1645-500
Misc : op34235,g8g1645,30,,,2,1
ALS Vial : 14 Sample Multiplier: 1

Integration File signal 1: autoint1.e
Integration File signal 2: autoint2.e
Quant Time: Jul 13 23:02:35 2021
Quant Method : C:\MSDCHEM\1\METHODS\8PST1645.M
Quant Title : PEST/PCB
QLast Update : Tue Jul 13 23:01:41 2021
Response via : Initial Calibration
Integrator: ChemStation

Volume Inj. : 1ul/column
Signal #1 Phase : RTXCLP I Signal #2 Phase: RTX-CLP II
Signal #1 Info : 30mx.32mmx.32um Signal #2 Info : 30m x .32mm x .25um

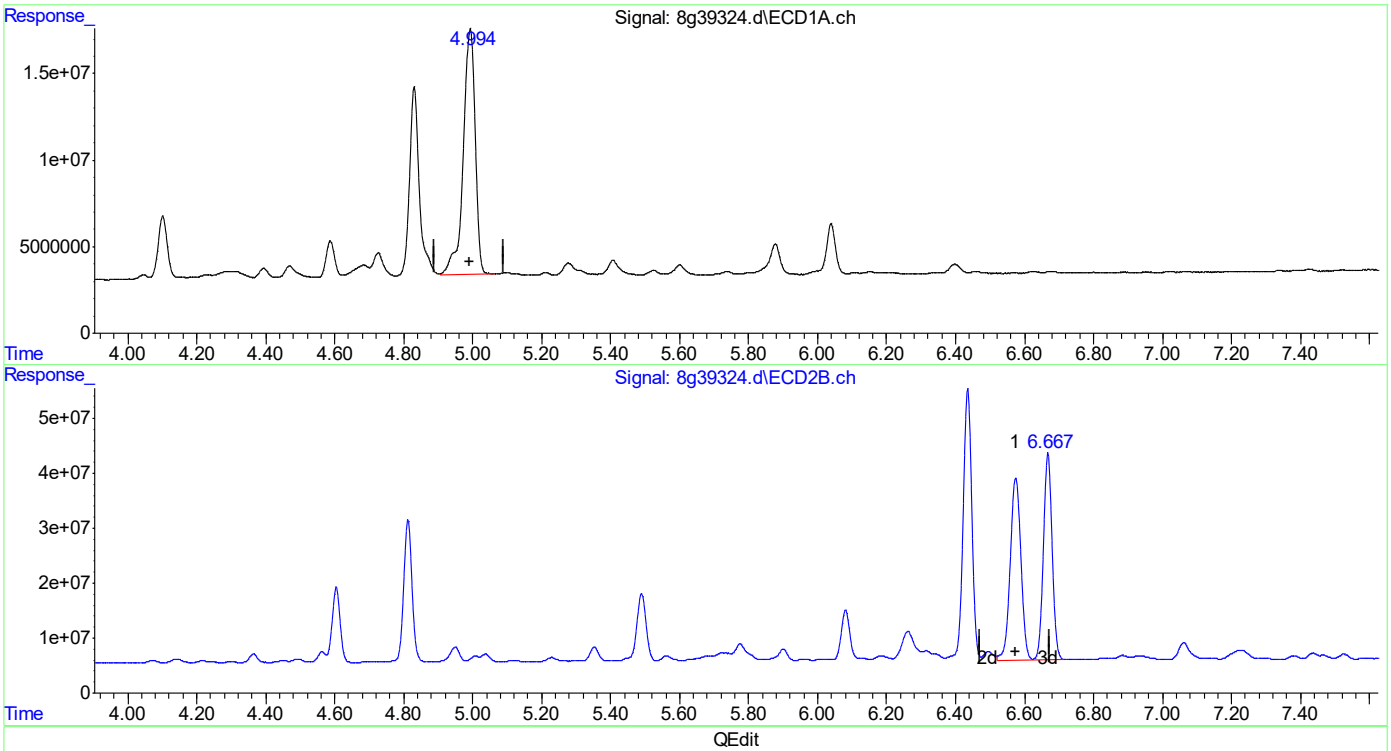

QEdit

(37) Chlordane {D}
4.993min 527.469PPB
response 344186041

(37) Chlordane {D} #2
6.667min 520.463PPB m
response 1376423278

(+) = Expected Retention Time
8PST1645.M Tue Jul 13 23:03:00 2021 Page: 1

Quantitation Report (Qedit)

Data Path : C:\msdchem\1\DATA\8G1645\
Data File : 8g39324.d
Signal(s) : Signal #1: ECD1A.ch Signal #2: ECD2B.ch
Acq On : 13 Jul 2021 5:40 am
Operator : christp
Sample : icv1645-500
Misc : op34235,g8g1645,30,,,2,1
ALS Vial : 14 Sample Multiplier: 1

Integration File signal 1: autoint1.e
Integration File signal 2: autoint2.e
Quant Time: Jul 13 23:02:35 2021
Quant Method : C:\MSDCHEM\1\METHODS\8PST1645.M
Quant Title : PEST/PCB
QLast Update : Tue Jul 13 23:01:41 2021
Response via : Initial Calibration
Integrator: ChemStation

Volume Inj. : 1ul/column
Signal #1 Phase : RTXCLP I Signal #2 Phase: RTX-CLP II
Signal #1 Info : 30mx.32mmx.32um Signal #2 Info : 30m x .32mm x .25um

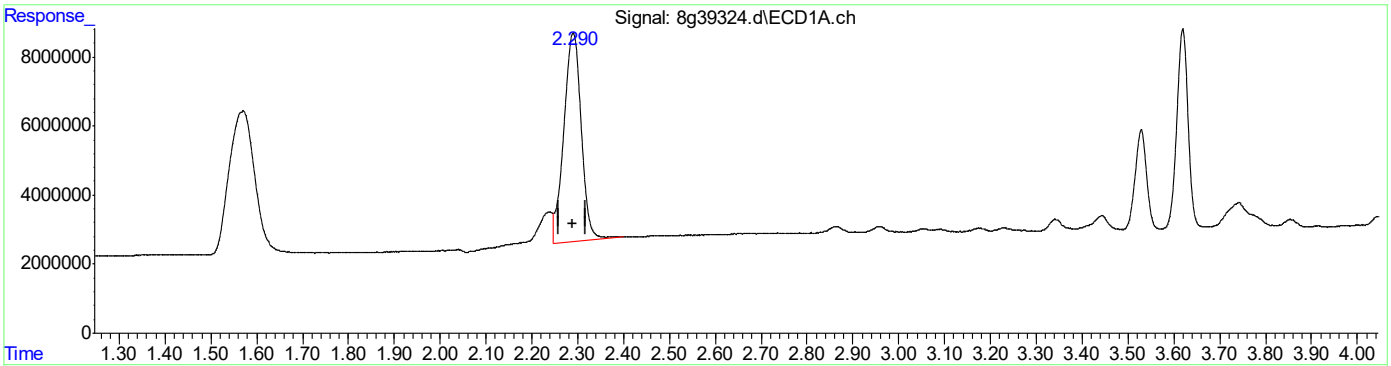

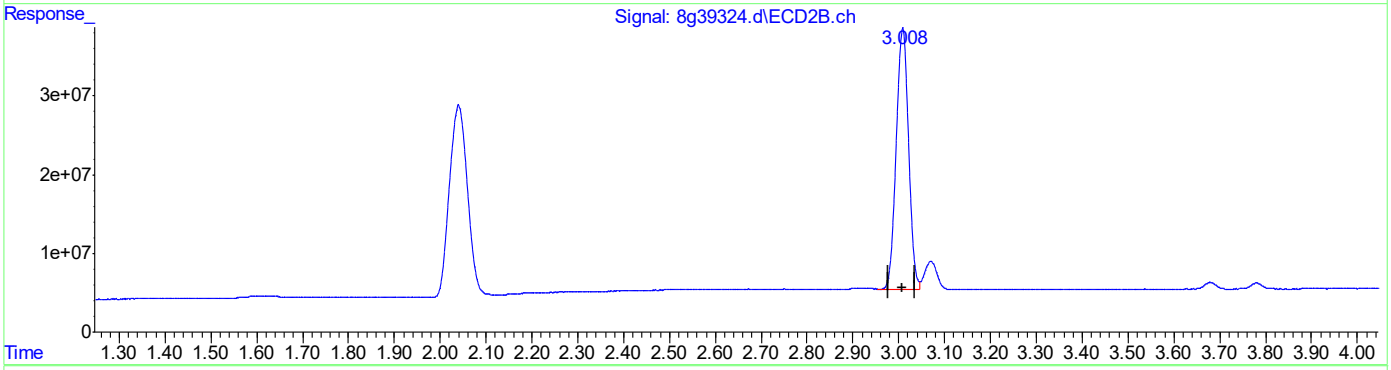

QEdit

(2) Tetrachloro-m-xylene (SAB)
2.290min 55.936PPB
response 160823489

(2) Tetrachloro-m-xylene #2 (SAB)
3.009min 58.972PPB
response 620136505

(+) = Expected Retention Time
8PST1645.M Tue Jul 13 23:03:10 2021 Page: 1

11.6.29.4
11

Quantitation Report (Qedit)

Data Path : C:\msdchem\1\DATA\8G1645\
Data File : 8g39324.d
Signal(s) : Signal #1: ECD1A.ch Signal #2: ECD2B.ch
Acq On : 13 Jul 2021 5:40 am
Operator : christp
Sample : icv1645-500
Misc : op34235,g8g1645,30,,,2,1
ALS Vial : 14 Sample Multiplier: 1

Integration File signal 1: autoint1.e
Integration File signal 2: autoint2.e
Quant Time: Jul 13 23:02:35 2021
Quant Method : C:\MSDCHEM\1\METHODS\8PST1645.M
Quant Title : PEST/PCB
QLast Update : Tue Jul 13 23:01:41 2021
Response via : Initial Calibration
Integrator: ChemStation

Volume Inj. : 1ul/column
Signal #1 Phase : RTXCLP I Signal #2 Phase: RTX-CLP II
Signal #1 Info : 30mx.32mmx.32um Signal #2 Info : 30m x .32mm x .25um

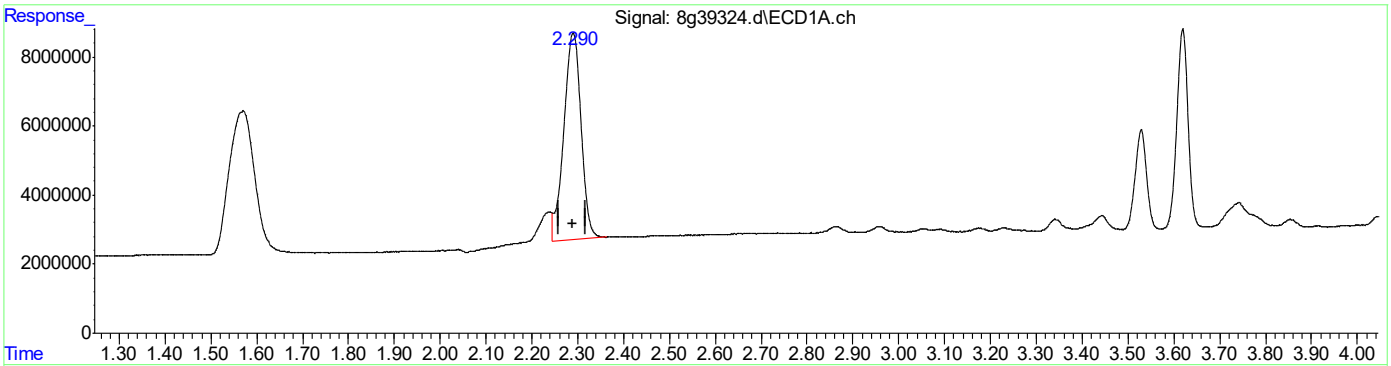

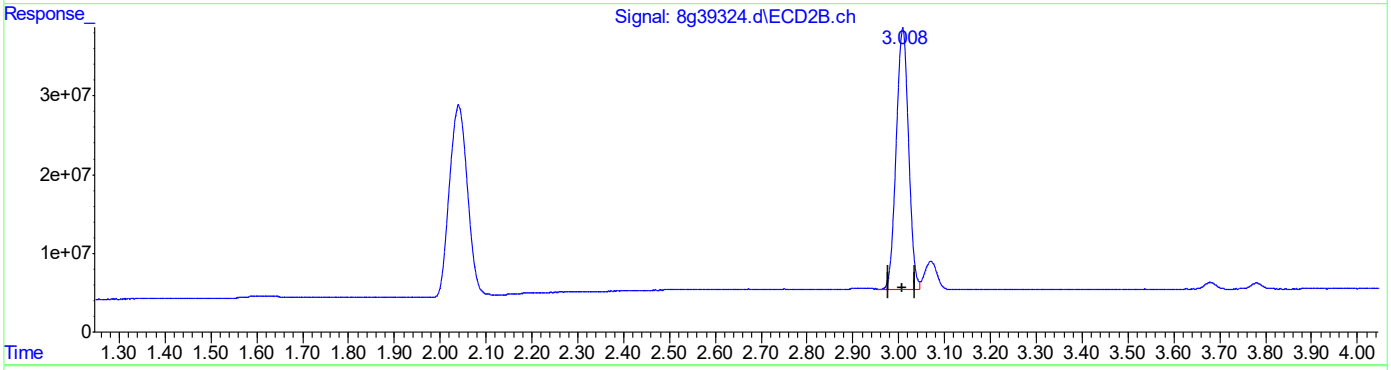

QEdit

(2) Tetrachloro-m-xylene (SAB)
2.290min 54.313PPB m
response 156155342

(2) Tetrachloro-m-xylene #2 (SAB)
3.009min 58.972PPB
response 620136505

(+) = Expected Retention Time
8PST1645.M Tue Jul 13 23:03:17 2021 Page: 1

Manual Integrations APPROVED (compounds with "m" flag)
Gwendolyn Burns 07/15/21 12:53

Quantitation Report (QT Reviewed)

Data Path : C:\msdchem\1\DATA\8G1645\
Data File : 8g39325.d
Signal(s) : Signal #1: ECD1A.ch Signal #2: ECD2B.ch
Acq On : 13 Jul 2021 5:57 am
Operator : christp
Sample : icv1645-500
Misc : op34235,g8g1645,30,,,2,1
ALS Vial : 15 Sample Multiplier: 1

Integration File signal 1: autoint1.e
Integration File signal 2: autoint2.e
Quant Time: Jul 13 23:05:36 2021
Quant Method : C:\MSDCHEM\1\METHODS\8PST1645.M
Quant Title : PEST/PCB
QLast Update : Tue Jul 13 23:01:41 2021
Response via : Initial Calibration
Integrator: ChemStation

Volume Inj. : 1ul/column
Signal #1 Phase : RTXCLP I Signal #2 Phase: RTX-CLP II
Signal #1 Info : 30mx.32mmx.32um Signal #2 Info : 30m x .32mm x .25um

	Compound	RT#1	RT#2	Resp#1	Resp#2	PPB	PPB
	Internal Standards						
1) I	1-bromo-2...	1.565	2.038	160.7E6	667.7E6	50.000	50.000
27) I	1-bromo-2...	1.565	2.038	160.7E6	667.7E6	50.000	50.000
33) I	1-bromo-2...	1.565	2.038	160.7E6	667.7E6	50.000	50.000
	System Monitoring Compounds						
2) SAB	Tetrachlo...	2.288	3.007	154.0E6	618.9E6	53.552m	58.517
	Spiked Amount 40.000	Range 30 - 150		Recovery = 133.88%		146.29%	
26) SA	Decachlor...	9.675	12.205	179.9E6	563.1E6	51.536	54.099
	Spiked Amount 40.000			Recovery = 128.84%		135.25%	
	Target Compounds						
28) L8	Toxaphene{A}	5.503	7.178	14071278	75688356	499.091m	540.128m
29) L8	Toxaphene{B}	6.121	8.057	41773091	120.4E6	551.462m	595.818m
30) L8	Toxaphene{C}	6.295	8.226	38763721	239.8E6	573.613m	541.789m
31) L8	Toxaphene{D}	6.635	8.669	25972490	119.1E6	462.936m	547.573m
32) L8	Toxaphene{E}	7.275	9.589	36398257	129.3E6	535.457	547.283m
	SemiQuant Compounds - Not Calibrated on this Instrument						

(f)=RT Delta > 1/2 Window (#)=Amounts differ by > 25% (m)=manual int.

11.6.30 11

Quantitation Report (QT Reviewed)

Data Path : C:\msdchem\1\DATA\8G1645\
Data File : 8g39325.d
Signal(s) : Signal #1: ECD1A.ch Signal #2: ECD2B.ch
Acq On : 13 Jul 2021 5:57 am
Operator : christp
Sample : icv1645-500
Misc : op34235,g8g1645,30,,,2,1
ALS Vial : 15 Sample Multiplier: 1

Integration File signal 1: autoint1.e
Integration File signal 2: autoint2.e
Quant Time: Jul 13 23:05:36 2021
Quant Method : C:\MSDCHEM\1\METHODS\8PST1645.M
Quant Title : PEST/PCB
QLast Update : Tue Jul 13 23:01:41 2021
Response via : Initial Calibration
Integrator: ChemStation

Volume Inj. : 1ul/column
Signal #1 Phase : RTXCLP I Signal #2 Phase: RTX-CLP II
Signal #1 Info : 30mx.32mmx.32um Signal #2 Info : 30m x .32mm x .25um

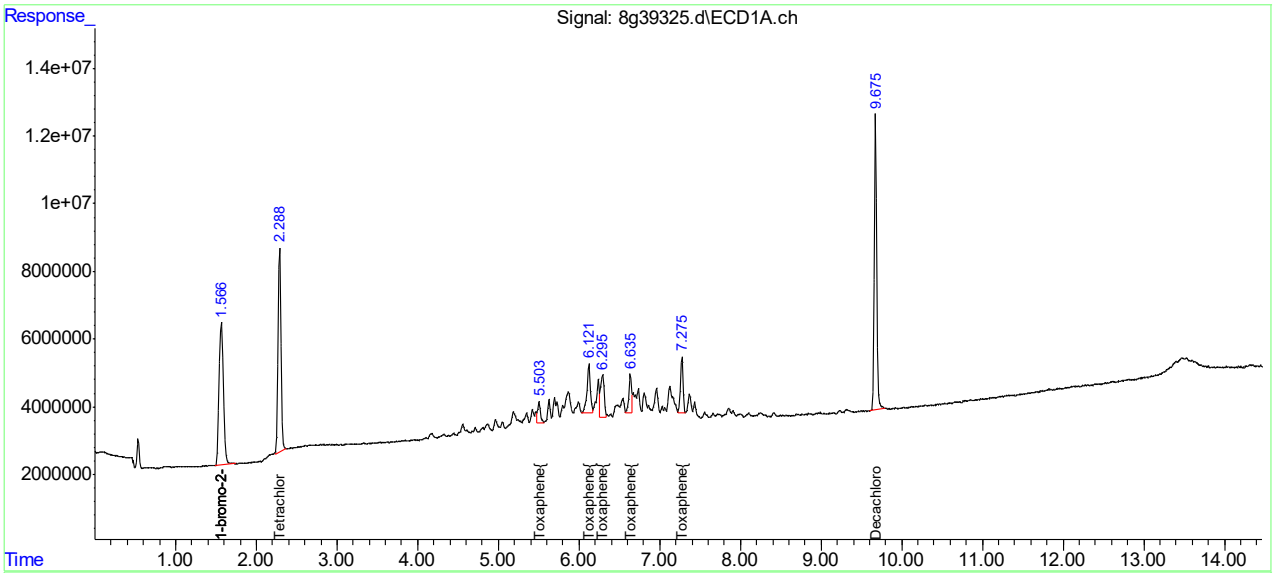

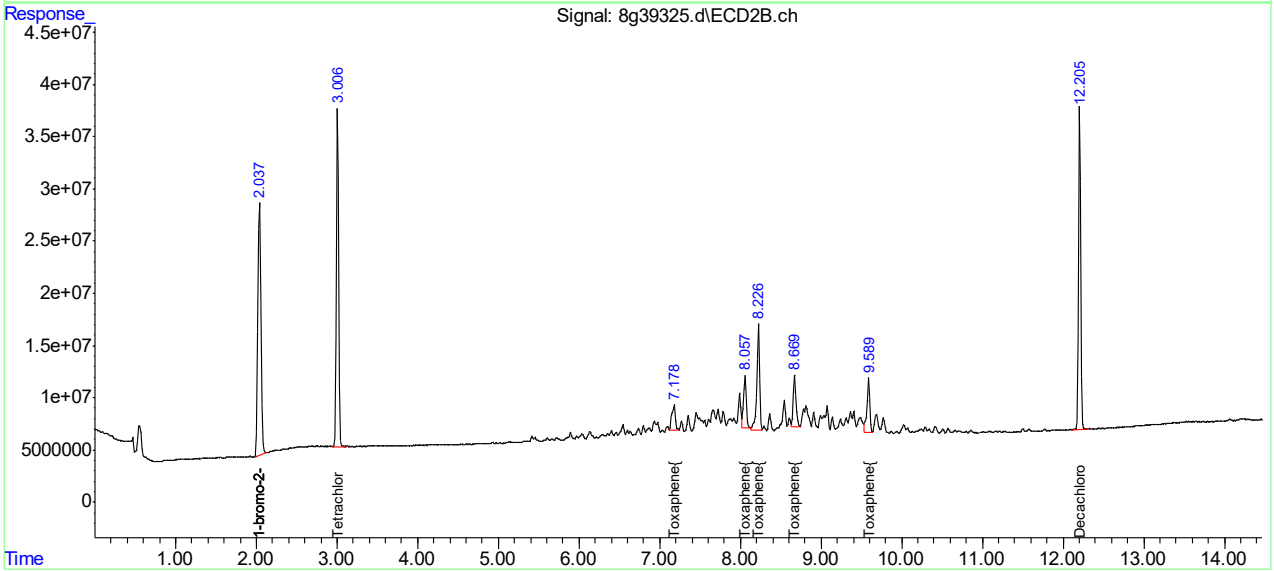

Manual Integration Approval Summary

Sample Number: G8G1645-ICV1645 **Method:** SW846 8081B
Lab FileID: 8G39325.D **Analyst approved:** 07/13/21 23:22 Rebecca Krug
Injection Time: 07/13/21 05:57 **Supervisor approved:** 07/15/21 12:53 Gwendolyn Burns

Parameter	CAS	Sig#	R.T. (min.)	Reason
Tetrachloro-m-xylene	877-09-8	1	2.29	Poorly defined baseline
Toxaphene-A		1	5.50	Poorly defined baseline
Toxaphene-B		1	6.12	Poorly defined baseline
Toxaphene-C		1	6.29	Poorly defined baseline
Toxaphene-D		1	6.63	Poorly defined baseline
Toxaphene-A		2	7.18	Poorly defined baseline
Toxaphene-B		2	8.06	Poorly defined baseline
Toxaphene-C		2	8.23	Poorly defined baseline
Toxaphene-D		2	8.67	Poorly defined baseline
Toxaphene-E		2	9.59	Poorly defined baseline

Quantitation Report (Qedit)

Data Path : C:\msdchem\1\DATA\8G1645\
Data File : 8g39325.d
Signal(s) : Signal #1: ECD1A.ch Signal #2: ECD2B.ch
Acq On : 13 Jul 2021 5:57 am
Operator : christp
Sample : icv1645-500
Misc : op34235,g8g1645,30,,,2,1
ALS Vial : 15 Sample Multiplier: 1

Integration File signal 1: autoint1.e
Integration File signal 2: autoint2.e
Quant Time: Jul 13 23:03:37 2021
Quant Method : C:\MSDCHEM\1\METHODS\8PST1645.M
Quant Title : PEST/PCB
QLast Update : Tue Jul 13 23:01:41 2021
Response via : Initial Calibration
Integrator: ChemStation

Volume Inj. : 1ul/column
Signal #1 Phase : RTXCLP I Signal #2 Phase: RTX-CLP II
Signal #1 Info : 30mx.32mmx.32um Signal #2 Info : 30m x .32mm x .25um

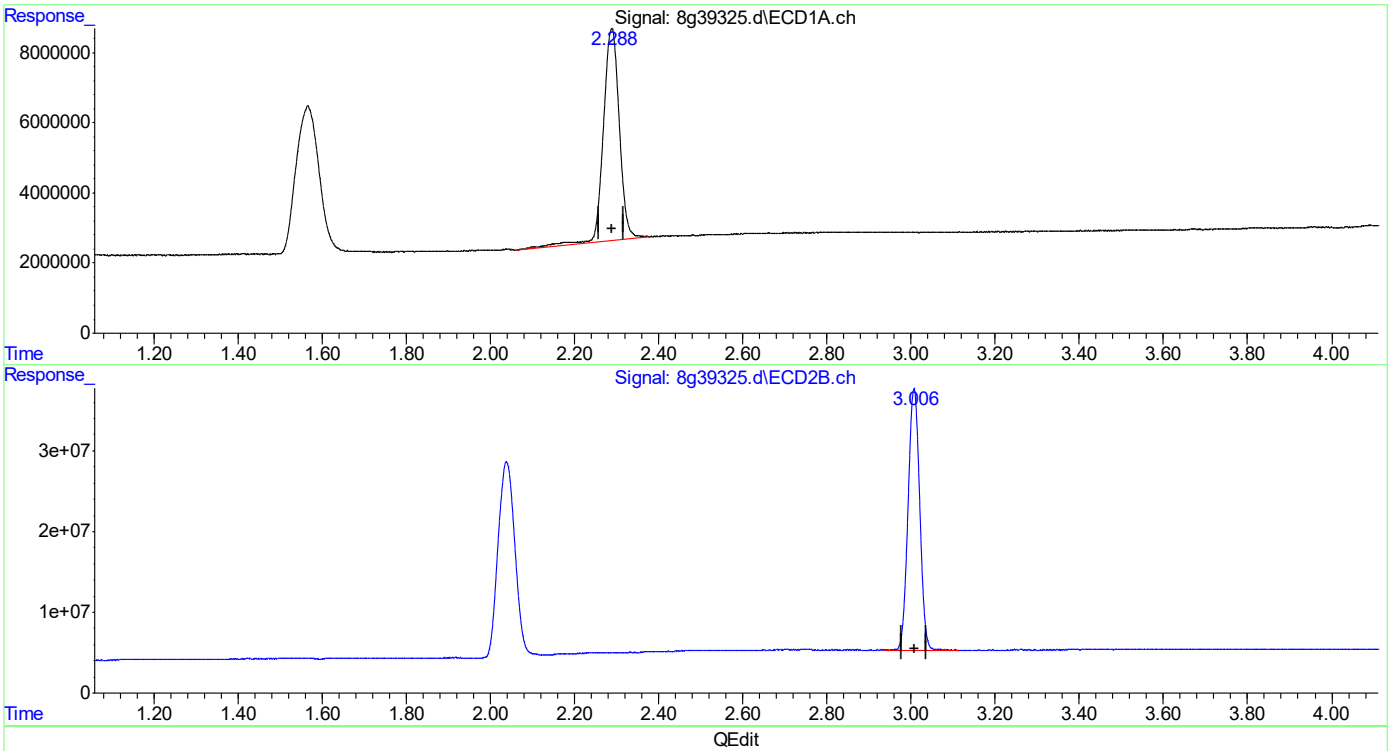

QEdit

(2) Tetrachloro-m-xylene (SAB)
2.288min 56.041PPB
response 161145919

(2) Tetrachloro-m-xylene #2 (SAB)
3.007min 58.517PPB
response 618881534

(+) = Expected Retention Time
8PST1645.M Tue Jul 13 23:03:49 2021 Page: 1

Quantitation Report (Qedit)

Data Path : C:\msdchem\1\DATA\8G1645\
Data File : 8g39325.d
Signal(s) : Signal #1: ECD1A.ch Signal #2: ECD2B.ch
Acq On : 13 Jul 2021 5:57 am
Operator : christp
Sample : icv1645-500
Misc : op34235,g8g1645,30,,,2,1
ALS Vial : 15 Sample Multiplier: 1

Integration File signal 1: autoint1.e
Integration File signal 2: autoint2.e
Quant Time: Jul 13 23:03:37 2021
Quant Method : C:\MSDCHEM\1\METHODS\8PST1645.M
Quant Title : PEST/PCB
QLast Update : Tue Jul 13 23:01:41 2021
Response via : Initial Calibration
Integrator: ChemStation

Volume Inj. : 1ul/column
Signal #1 Phase : RTXCLP I Signal #2 Phase: RTX-CLP II
Signal #1 Info : 30mx.32mmx.32um Signal #2 Info : 30m x .32mm x .25um

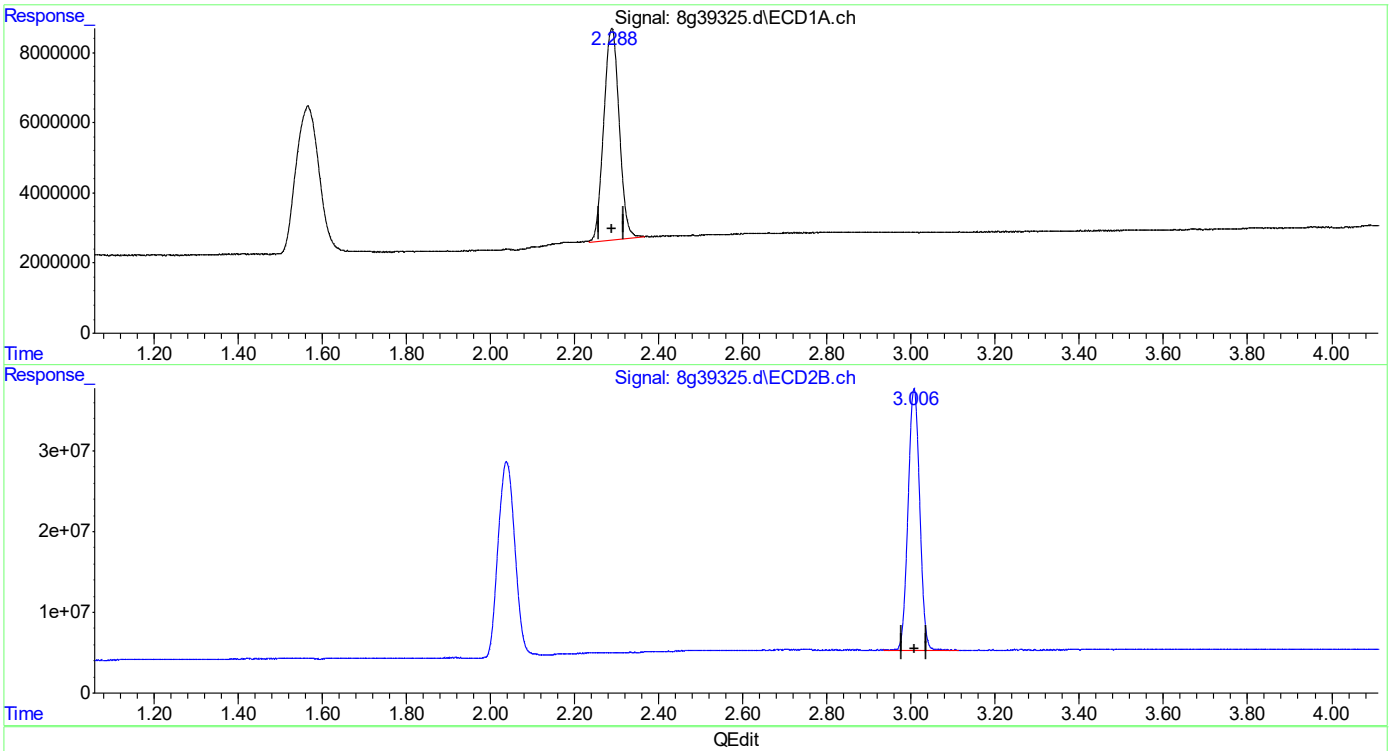

QEdit

(2) Tetrachloro-m-xylene (SAB)
2.288min 53.552PPB m
response 153988979

(2) Tetrachloro-m-xylene #2 (SAB)
3.007min 58.517PPB
response 618881534

(+) = Expected Retention Time
8PST1645.M Tue Jul 13 23:03:54 2021 Page: 1

Quantitation Report (Qedit)

Data Path : C:\msdchem\1\DATA\8G1645\
Data File : 8g39325.d
Signal(s) : Signal #1: ECD1A.ch Signal #2: ECD2B.ch
Acq On : 13 Jul 2021 5:57 am
Operator : christp
Sample : icv1645-500
Misc : op34235,g8g1645,30,,,2,1
ALS Vial : 15 Sample Multiplier: 1

Integration File signal 1: autoint1.e
Integration File signal 2: autoint2.e
Quant Time: Jul 13 23:03:37 2021
Quant Method : C:\MSDCHEM\1\METHODS\8PST1645.M
Quant Title : PEST/PCB
QLast Update : Tue Jul 13 23:01:41 2021
Response via : Initial Calibration
Integrator: ChemStation

Volume Inj. : 1ul/column
Signal #1 Phase : RTXCLP I Signal #2 Phase: RTX-CLP II
Signal #1 Info : 30mx.32mmx.32um Signal #2 Info : 30m x .32mm x .25um

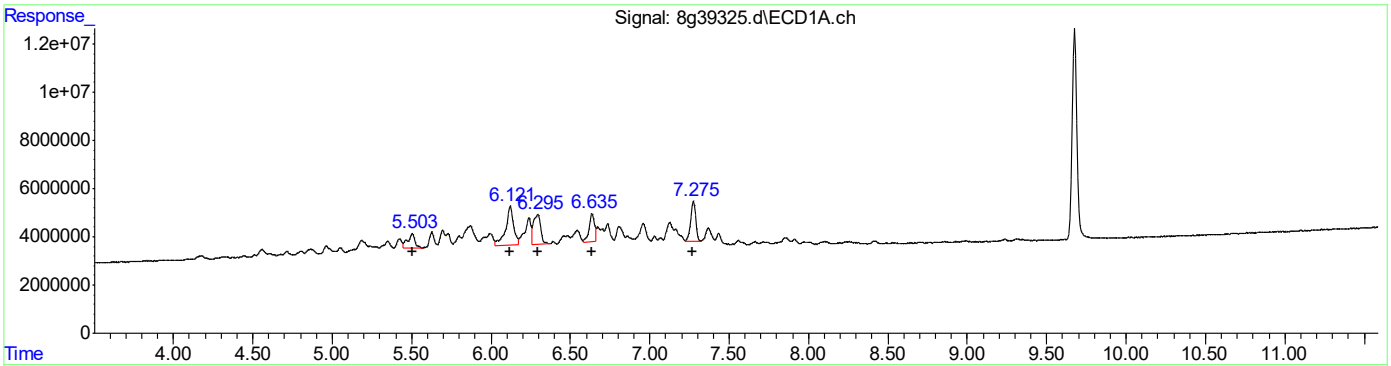

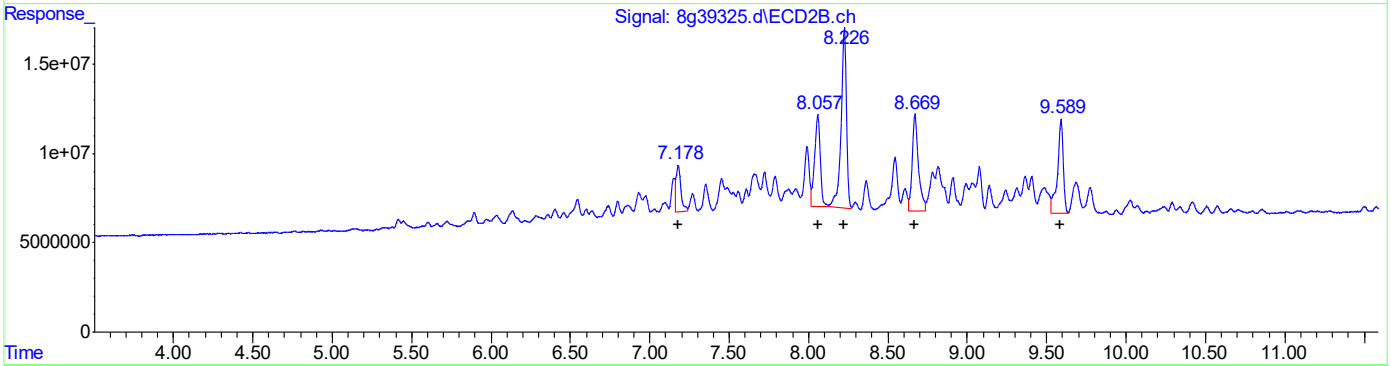

QEdit

(28) Toxaphene{A} (L8)

R.T.	Response	Conc
5.50	19360242	686.68
6.12	56515574	746.08
6.30	40205937	594.95
6.64	27768782	494.95
7.27	36398257	535.46

(28) Toxaphene{A} #2 (L8)

R.T.	Response	Conc
7.18	56778772	405.18
8.06	122375835	605.66
8.23	236055671	533.24
8.67	147169103	676.38
9.59	133195741	563.97

(+) = Expected Retention Time

Quantitation Report (Qedit)

Data Path : C:\msdchem\1\DATA\8G1645\
Data File : 8g39325.d
Signal(s) : Signal #1: ECD1A.ch Signal #2: ECD2B.ch
Acq On : 13 Jul 2021 5:57 am
Operator : christp
Sample : icv1645-500
Misc : op34235,g8g1645,30,,,2,1
ALS Vial : 15 Sample Multiplier: 1

Integration File signal 1: autoint1.e
Integration File signal 2: autoint2.e
Quant Time: Jul 13 23:03:37 2021
Quant Method : C:\MSDCHEM\1\METHODS\8PST1645.M
Quant Title : PEST/PCB
QLast Update : Tue Jul 13 23:01:41 2021
Response via : Initial Calibration
Integrator: ChemStation

Volume Inj. : 1ul/column
Signal #1 Phase : RTXCLP I Signal #2 Phase: RTX-CLP II
Signal #1 Info : 30mx.32mmx.32um Signal #2 Info : 30m x .32mm x .25um

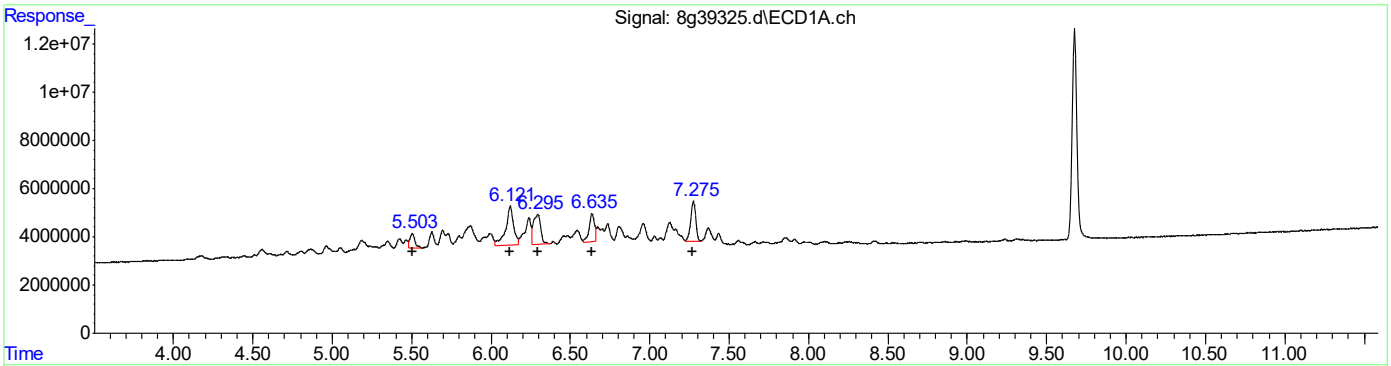

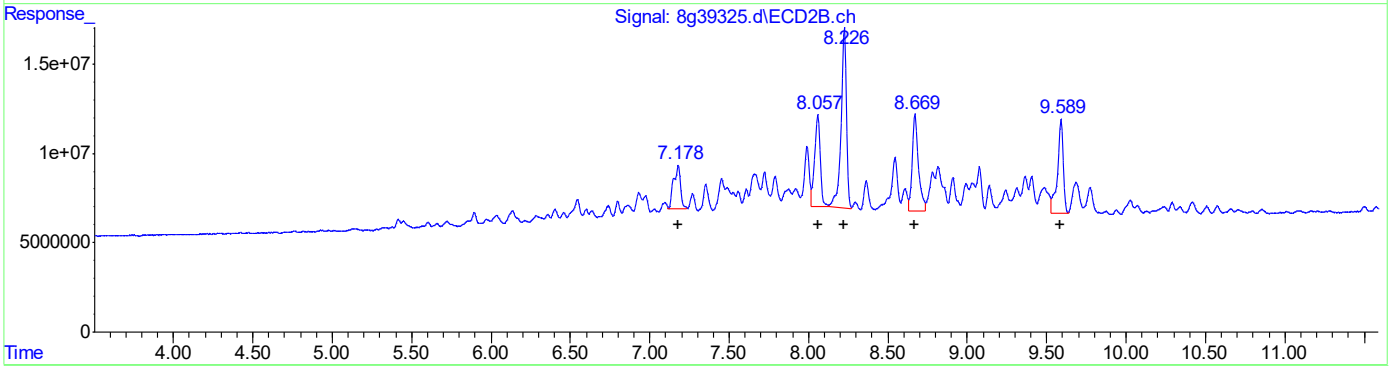

QEdit

(28) Toxaphene{A} #2 (L8)

R.T.	Response	Conc
5.50	14071278	499.09
6.12	56515574	746.08
6.30	40205937	594.95
6.64	27768782	494.95
7.27	36398257	535.46

(28) Toxaphene{A} #2 (L8)

R.T.	Response	Conc
7.18	75688356	540.13
8.06	122375835	605.66
8.23	236055671	533.24
8.67	147169103	676.38
9.59	133195741	563.97

(+) = Expected Retention Time

Quantitation Report (Qedit)

Data Path : C:\msdchem\1\DATA\8G1645\
Data File : 8g39325.d
Signal(s) : Signal #1: ECD1A.ch Signal #2: ECD2B.ch
Acq On : 13 Jul 2021 5:57 am
Operator : christp
Sample : icv1645-500
Misc : op34235,g8g1645,30,,,2,1
ALS Vial : 15 Sample Multiplier: 1

Integration File signal 1: autoint1.e
Integration File signal 2: autoint2.e
Quant Time: Jul 13 23:03:37 2021
Quant Method : C:\MSDCHEM\1\METHODS\8PST1645.M
Quant Title : PEST/PCB
QLast Update : Tue Jul 13 23:01:41 2021
Response via : Initial Calibration
Integrator: ChemStation

Volume Inj. : 1ul/column
Signal #1 Phase : RTXCLP I Signal #2 Phase: RTX-CLP II
Signal #1 Info : 30mx.32mmx.32um Signal #2 Info : 30m x .32mm x .25um

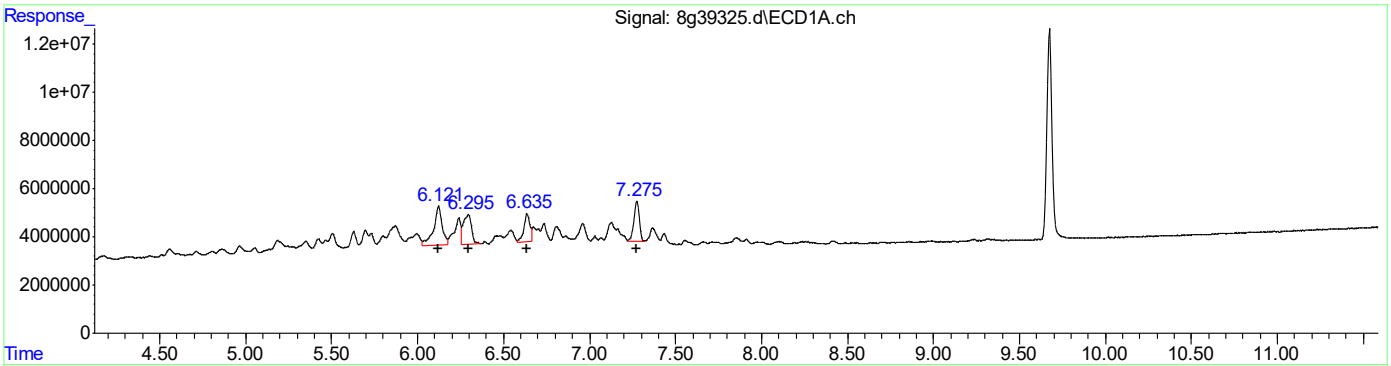

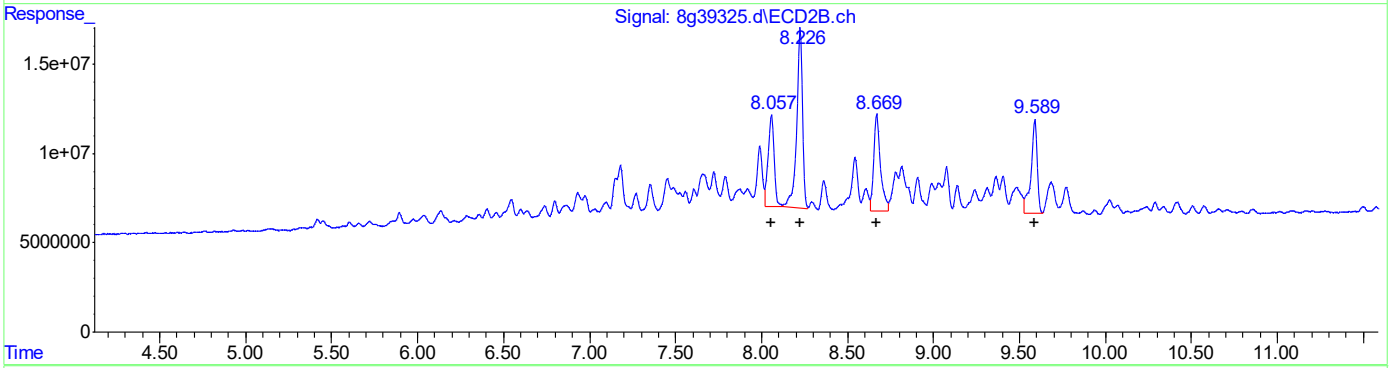

QEdit

(29) Toxaphene{B} (L8)

R.T.	Response	Conc
6.12	56515574	746.08
6.30	40205937	594.95
6.64	27768782	494.95
7.27	36398257	535.46

(29) Toxaphene{B} #2 (L8)

R.T.	Response	Conc
8.06	122375835	605.66
8.23	236055671	533.24
8.67	147169103	676.38
9.59	133195741	563.97

(+) = Expected Retention Time

Quantitation Report (Qedit)

Data Path : C:\msdchem\1\DATA\8G1645\
Data File : 8g39325.d
Signal(s) : Signal #1: ECD1A.ch Signal #2: ECD2B.ch
Acq On : 13 Jul 2021 5:57 am
Operator : christp
Sample : icv1645-500
Misc : op34235,g8g1645,30,,,2,1
ALS Vial : 15 Sample Multiplier: 1

Integration File signal 1: autoint1.e
Integration File signal 2: autoint2.e
Quant Time: Jul 13 23:03:37 2021
Quant Method : C:\MSDCHEM\1\METHODS\8PST1645.M
Quant Title : PEST/PCB
QLast Update : Tue Jul 13 23:01:41 2021
Response via : Initial Calibration
Integrator: ChemStation

Volume Inj. : 1ul/column
Signal #1 Phase : RTXCLP I Signal #2 Phase: RTX-CLP II
Signal #1 Info : 30mx.32mmx.32um Signal #2 Info : 30m x .32mm x .25um

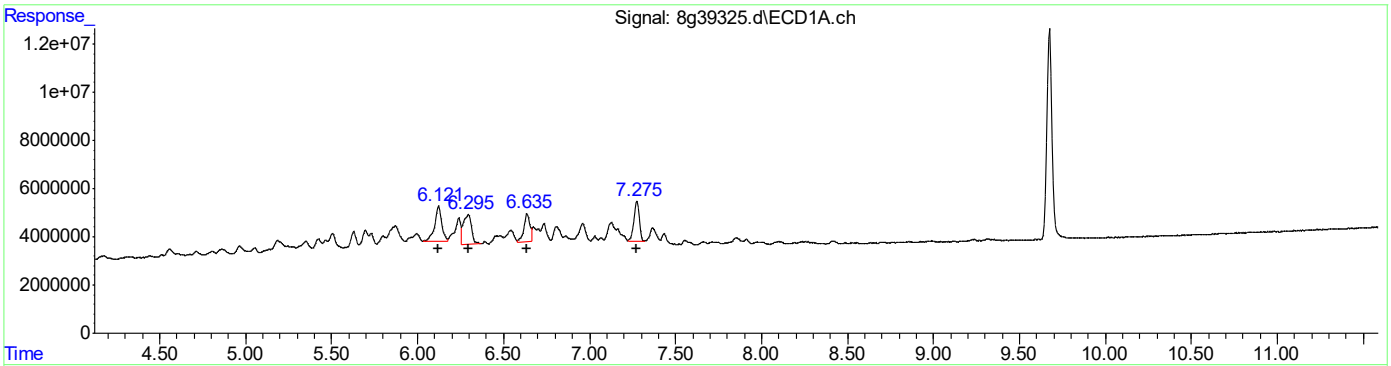

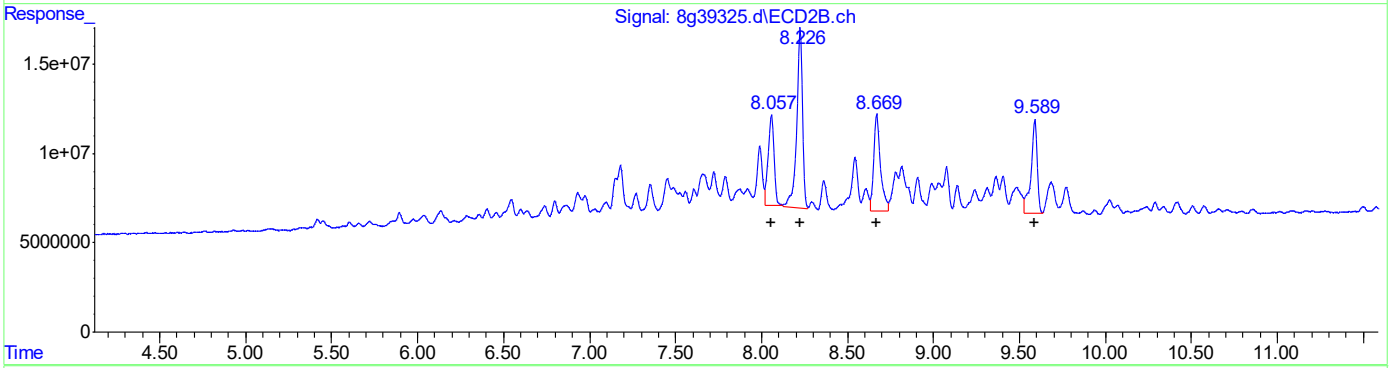

QEdit

(29) Toxaphene{B} #2 (L8)

R.T.	Response	Conc
6.12	41773091	551.46
6.30	40205937	594.95
6.64	27768782	494.95
7.27	36398257	535.46

(29) Toxaphene{B} #2 (L8)

R.T.	Response	Conc
8.06	120386545	595.82
8.23	236055671	533.24
8.67	147169103	676.38
9.59	133195741	563.97

(+) = Expected Retention Time

Quantitation Report (Qedit)

Data Path : C:\msdchem\1\DATA\8G1645\
Data File : 8g39325.d
Signal(s) : Signal #1: ECD1A.ch Signal #2: ECD2B.ch
Acq On : 13 Jul 2021 5:57 am
Operator : christp
Sample : icv1645-500
Misc : op34235,g8g1645,30,,,2,1
ALS Vial : 15 Sample Multiplier: 1

Integration File signal 1: autoint1.e
Integration File signal 2: autoint2.e
Quant Time: Jul 13 23:03:37 2021
Quant Method : C:\MSDCHEM\1\METHODS\8PST1645.M
Quant Title : PEST/PCB
QLast Update : Tue Jul 13 23:01:41 2021
Response via : Initial Calibration
Integrator: ChemStation

Volume Inj. : 1ul/column
Signal #1 Phase : RTXCLP I Signal #2 Phase: RTX-CLP II
Signal #1 Info : 30mx.32mmx.32um Signal #2 Info : 30m x .32mm x .25um

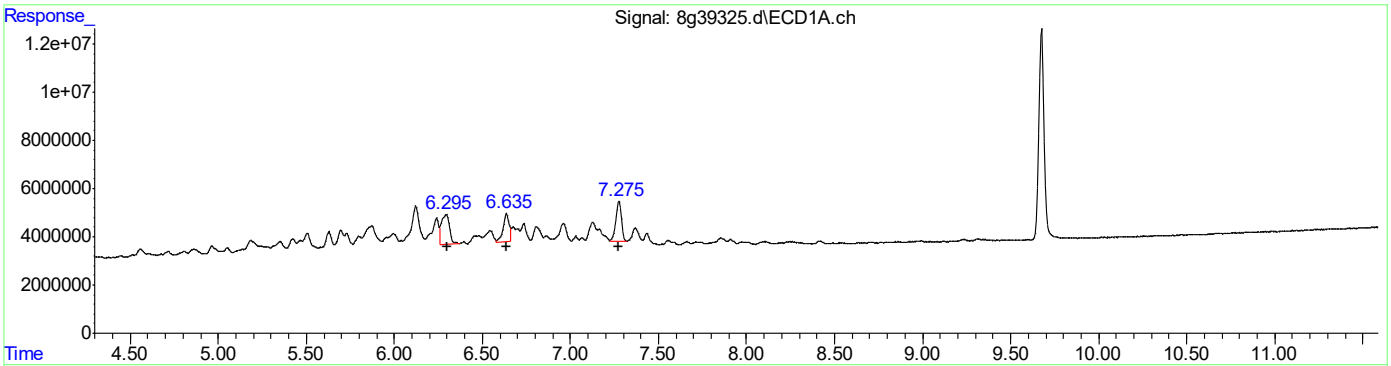

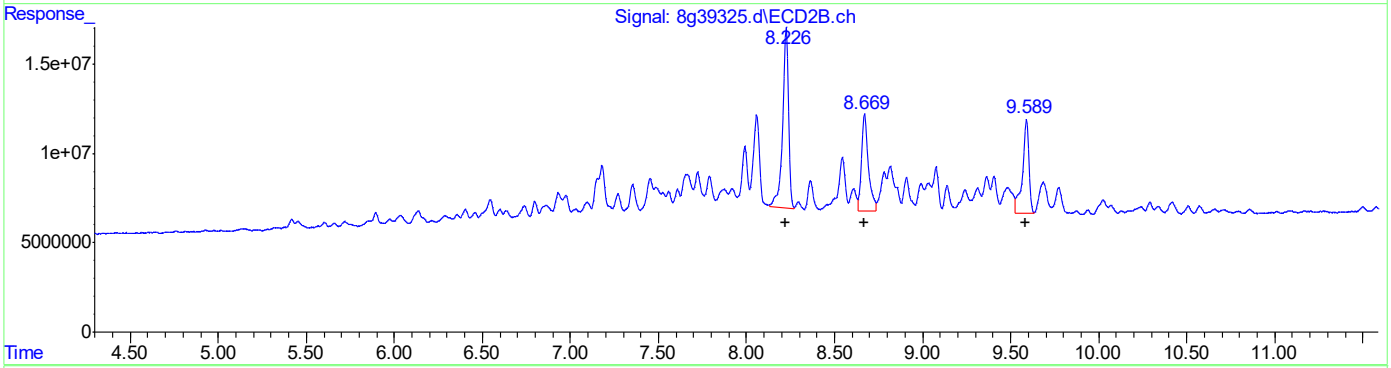

QEdit

(30) Toxaphene{C} (L8)

R.T.	Response	Conc
6.30	40205937	594.95
6.64	27768782	494.95
7.27	36398257	535.46

(30) Toxaphene{C} #2 (L8)

R.T.	Response	Conc
8.23	236055671	533.24
8.67	147169103	676.38
9.59	133195741	563.97

(+) = Expected Retention Time

Quantitation Report (Qedit)

Data Path : C:\msdchem\1\DATA\8G1645\
Data File : 8g39325.d
Signal(s) : Signal #1: ECD1A.ch Signal #2: ECD2B.ch
Acq On : 13 Jul 2021 5:57 am
Operator : christp
Sample : icv1645-500
Misc : op34235,g8g1645,30,,,2,1
ALS Vial : 15 Sample Multiplier: 1

Integration File signal 1: autoint1.e
Integration File signal 2: autoint2.e
Quant Time: Jul 13 23:03:37 2021
Quant Method : C:\MSDCHEM\1\METHODS\8PST1645.M
Quant Title : PEST/PCB
QLast Update : Tue Jul 13 23:01:41 2021
Response via : Initial Calibration
Integrator: ChemStation

Volume Inj. : 1ul/column
Signal #1 Phase : RTXCLP I Signal #2 Phase: RTX-CLP II
Signal #1 Info : 30mx.32mmx.32um Signal #2 Info : 30m x .32mm x .25um

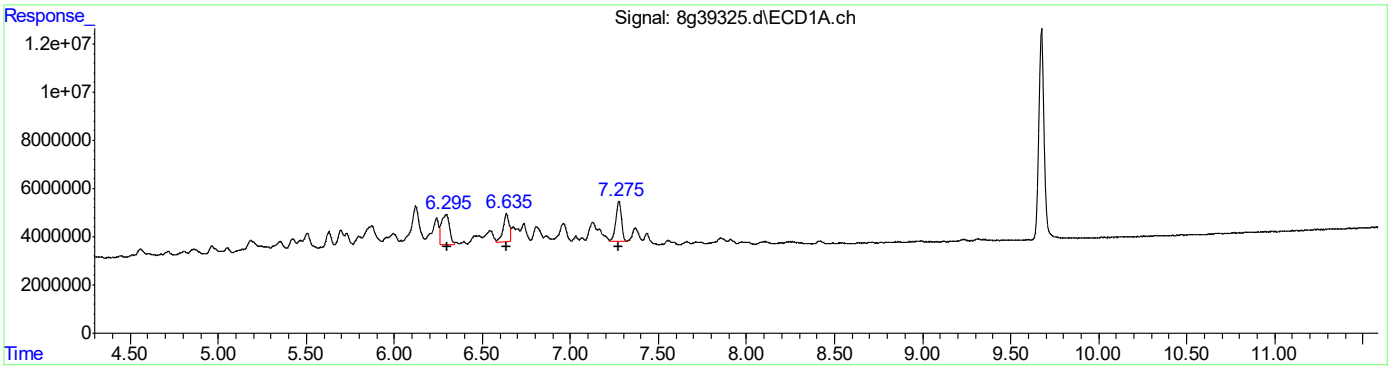

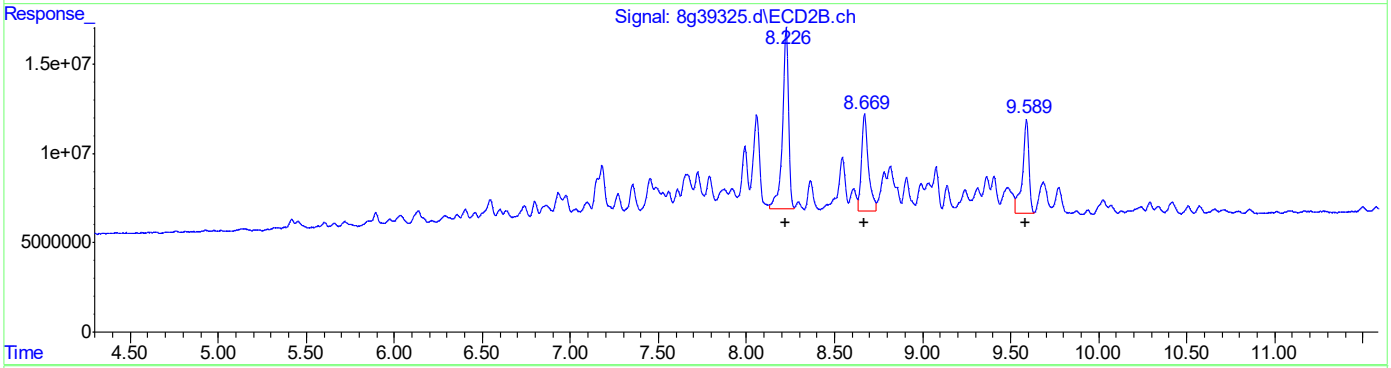

QEdit

(30) Toxaphene{C} #2 (L8)

R.T.	Response	Conc
6.29	38763721	573.61
6.64	27768782	494.95
7.27	36398257	535.46

(30) Toxaphene{C} #2 (L8)

R.T.	Response	Conc
8.23	239839468	541.79
8.67	147169103	676.38
9.59	133195741	563.97

(+) = Expected Retention Time

Quantitation Report (Qedit)

Data Path : C:\msdchem\1\DATA\8G1645\
Data File : 8g39325.d
Signal(s) : Signal #1: ECD1A.ch Signal #2: ECD2B.ch
Acq On : 13 Jul 2021 5:57 am
Operator : christp
Sample : icv1645-500
Misc : op34235,g8g1645,30,,,2,1
ALS Vial : 15 Sample Multiplier: 1

Integration File signal 1: autoint1.e
Integration File signal 2: autoint2.e
Quant Time: Jul 13 23:03:37 2021
Quant Method : C:\MSDCHEM\1\METHODS\8PST1645.M
Quant Title : PEST/PCB
QLast Update : Tue Jul 13 23:01:41 2021
Response via : Initial Calibration
Integrator: ChemStation

Volume Inj. : 1ul/column
Signal #1 Phase : RTXCLP I Signal #2 Phase: RTX-CLP II
Signal #1 Info : 30mx.32mmx.32um Signal #2 Info : 30m x .32mm x .25um

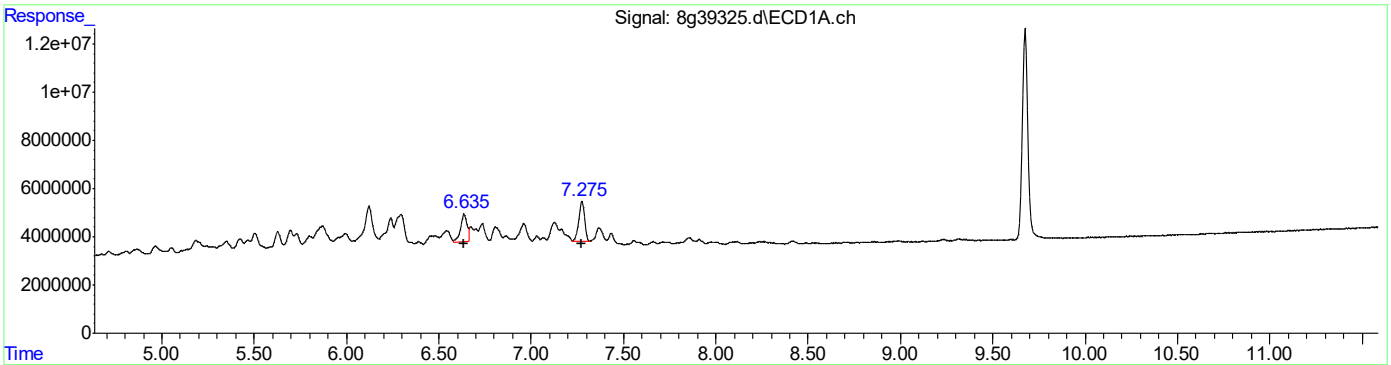

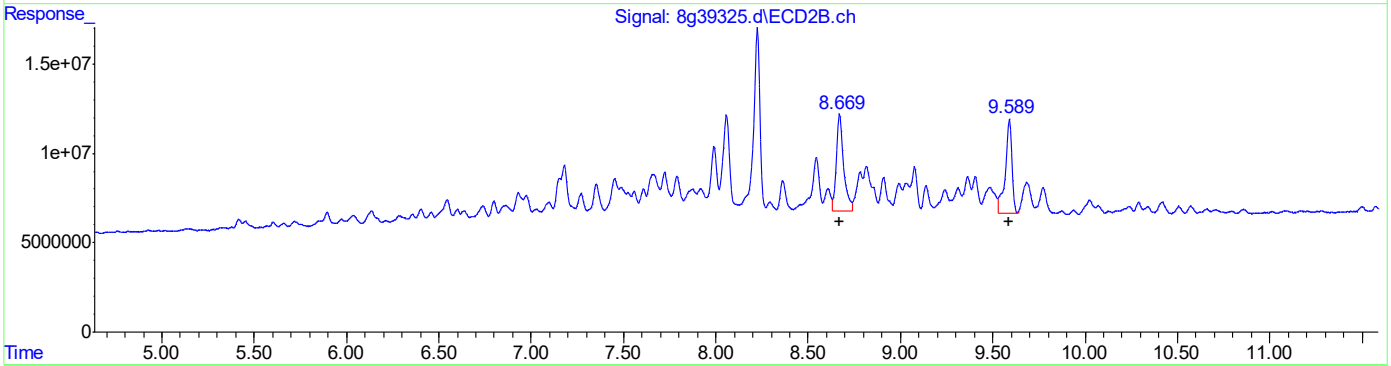

QEdit

(31) Toxaphene{D} (L8)

R.T.	Response	Conc
6.64	27768782	494.95
7.27	36398257	535.46

(31) Toxaphene{D} #2 (L8)

R.T.	Response	Conc
8.67	147169103	676.38
9.59	133195741	563.97

(+) = Expected Retention Time

Quantitation Report (Qedit)

Data Path : C:\msdchem\1\DATA\8G1645\
Data File : 8g39325.d
Signal(s) : Signal #1: ECD1A.ch Signal #2: ECD2B.ch
Acq On : 13 Jul 2021 5:57 am
Operator : christp
Sample : icv1645-500
Misc : op34235,g8g1645,30,,,2,1
ALS Vial : 15 Sample Multiplier: 1

Integration File signal 1: autoint1.e
Integration File signal 2: autoint2.e
Quant Time: Jul 13 23:03:37 2021
Quant Method : C:\MSDCHEM\1\METHODS\8PST1645.M
Quant Title : PEST/PCB
QLast Update : Tue Jul 13 23:01:41 2021
Response via : Initial Calibration
Integrator: ChemStation

Volume Inj. : 1ul/column
Signal #1 Phase : RTXCLP I Signal #2 Phase: RTX-CLP II
Signal #1 Info : 30mx.32mmx.32um Signal #2 Info : 30m x .32mm x .25um

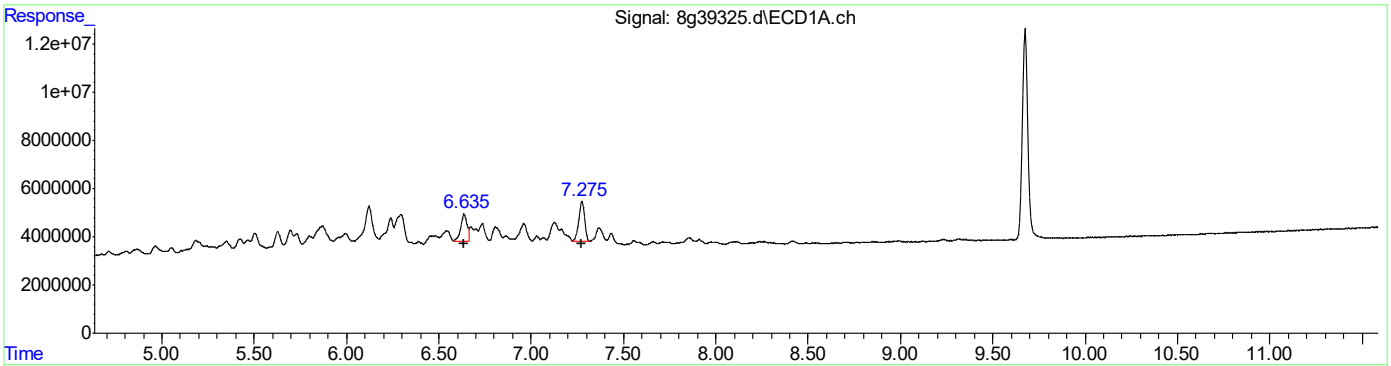

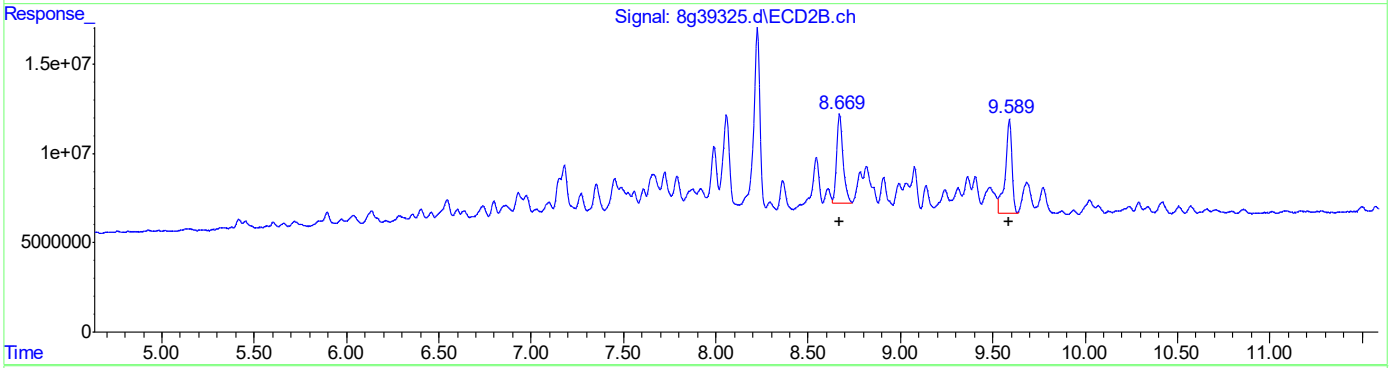

QEdit

(31) Toxaphene{D} #2 (L8)

R.T.	Response	Conc
6.63	25972490	462.94
7.27	36398257	535.46

(31) Toxaphene{D} #2 (L8)

R.T.	Response	Conc
8.67	119142044	547.57
9.59	133195741	563.97

(+) = Expected Retention Time

Quantitation Report (Qedit)

Data Path : C:\msdchem\1\DATA\8G1645\
Data File : 8g39325.d
Signal(s) : Signal #1: ECD1A.ch Signal #2: ECD2B.ch
Acq On : 13 Jul 2021 5:57 am
Operator : christp
Sample : icv1645-500
Misc : op34235,g8g1645,30,,,2,1
ALS Vial : 15 Sample Multiplier: 1

Integration File signal 1: autoint1.e
Integration File signal 2: autoint2.e
Quant Time: Jul 13 23:03:37 2021
Quant Method : C:\MSDCHEM\1\METHODS\8PST1645.M
Quant Title : PEST/PCB
QLast Update : Tue Jul 13 23:01:41 2021
Response via : Initial Calibration
Integrator: ChemStation

Volume Inj. : 1ul/column
Signal #1 Phase : RTXCLP I Signal #2 Phase: RTX-CLP II
Signal #1 Info : 30mx.32mmx.32um Signal #2 Info : 30m x .32mm x .25um

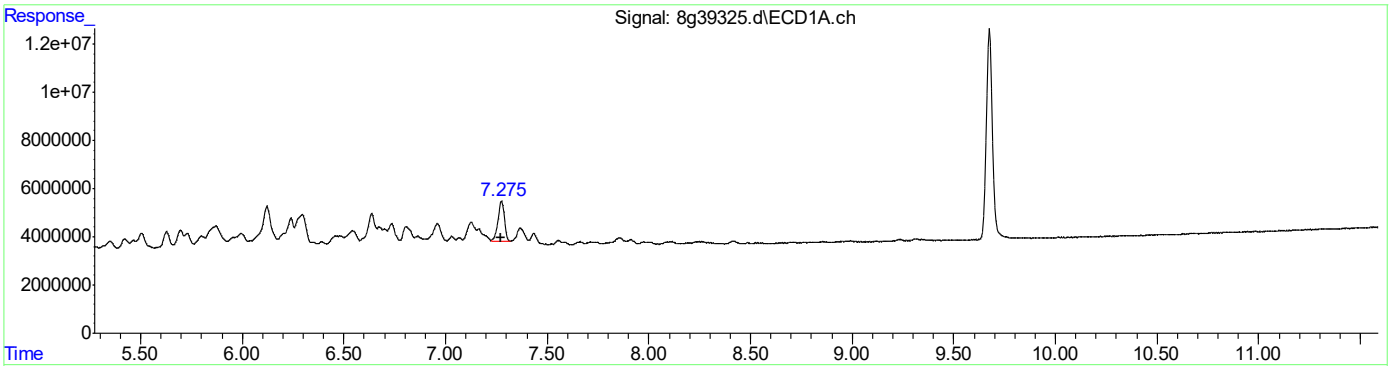

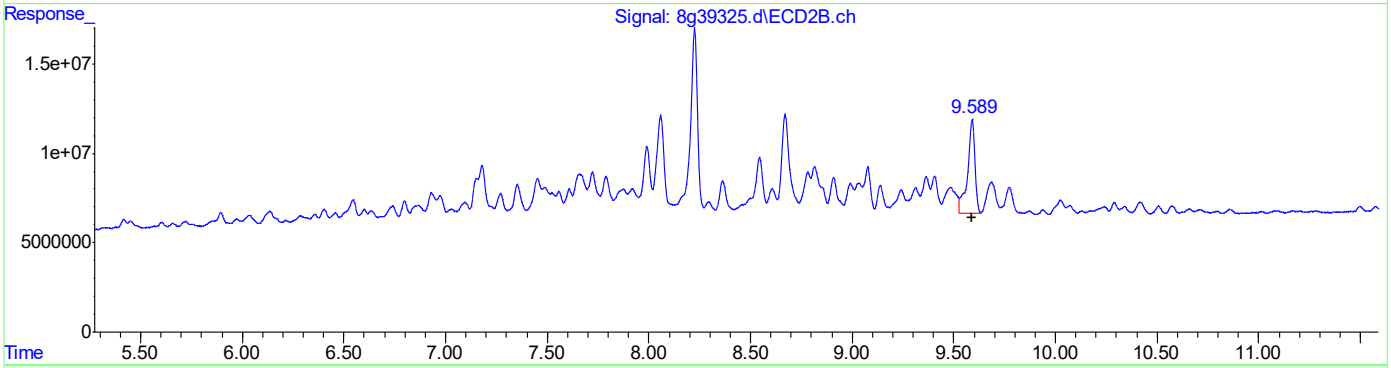

QEdit

(32) Toxaphene{E} (L8)
R.T. Response Conc
7.27 36398257 535.46

(32) Toxaphene{E} #2 (L8)
R.T. Response Conc
9.59 133195741 563.97

(+) = Expected Retention Time
8PST1645.M Tue Jul 13 23:05:25 2021

Quantitation Report (Qedit)

Data Path : C:\msdchem\1\DATA\8G1645\
Data File : 8g39325.d
Signal(s) : Signal #1: ECD1A.ch Signal #2: ECD2B.ch
Acq On : 13 Jul 2021 5:57 am
Operator : christp
Sample : icv1645-500
Misc : op34235,g8g1645,30,,,2,1
ALS Vial : 15 Sample Multiplier: 1

Integration File signal 1: autoint1.e
Integration File signal 2: autoint2.e
Quant Time: Jul 13 23:03:37 2021
Quant Method : C:\MSDCHEM\1\METHODS\8PST1645.M
Quant Title : PEST/PCB
QLast Update : Tue Jul 13 23:01:41 2021
Response via : Initial Calibration
Integrator: ChemStation

Volume Inj. : 1ul/column
Signal #1 Phase : RTXCLP I Signal #2 Phase: RTX-CLP II
Signal #1 Info : 30mx.32mmx.32um Signal #2 Info : 30m x .32mm x .25um

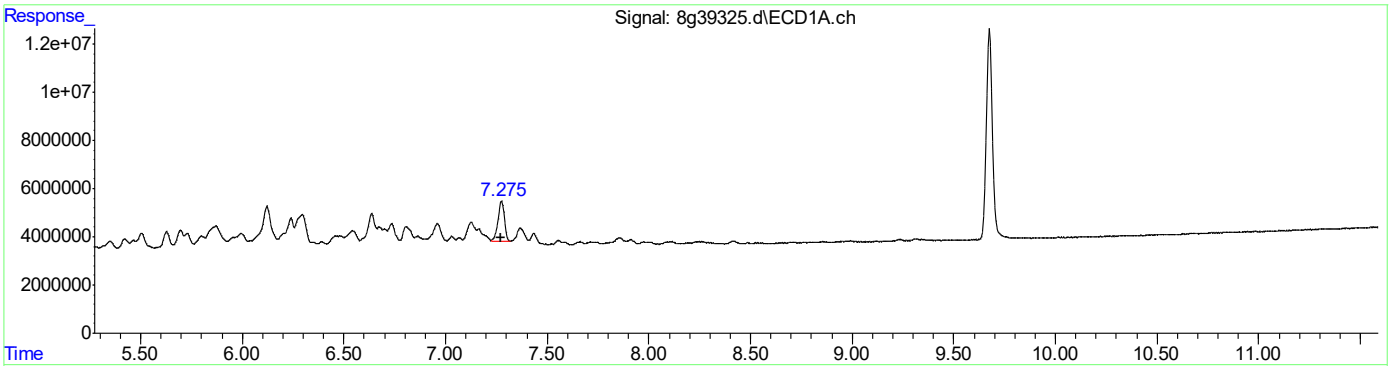

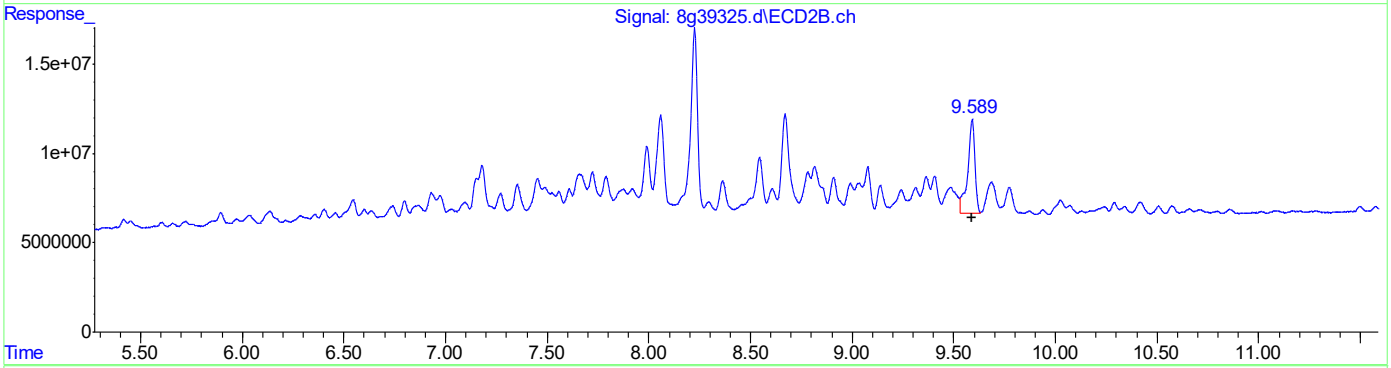

QEdit

(32) Toxaphene{E} #2 (L8)
R.T. Response Conc
7.27 36398257 535.46

(32) Toxaphene{E} #2 (L8)
R.T. Response Conc
9.59 129254299 547.28

(+) = Expected Retention Time

Quantitation Report (QT Reviewed)

Data Path : C:\msdchem\1\DATA\8G1645\
Data File : 8g39326.d
Signal(s) : Signal #1: ECD1A.ch Signal #2: ECD2B.ch
Acq On : 13 Jul 2021 6:13 am
Operator : christp
Sample : icv1645-25
Misc : op34235,g8g1645,30,,,2,10
ALS Vial : 16 Sample Multiplier: 1

Integration File signal 1: autoint1.e
Integration File signal 2: autoint2.e
Quant Time: Jul 13 23:06:21 2021
Quant Method : C:\MSDCHEM\1\METHODS\8PST1645.M
Quant Title : PEST/PCB
QLast Update : Tue Jul 13 23:01:41 2021
Response via : Initial Calibration
Integrator: ChemStation

Volume Inj. : 1ul/column
Signal #1 Phase : RTXCLP I Signal #2 Phase: RTX-CLP II
Signal #1 Info : 30mx.32mmx.32um Signal #2 Info : 30m x .32mm x .25um

	Compound	RT#1	RT#2	Resp#1	Resp#2	PPB	PPB
	Internal Standards						
1) I	1-bromo-2...	1.566	2.039	141.1E6	578.6E6	50.000	50.000
27) I	1-bromo-2...	1.566	2.039	141.1E6	578.6E6	50.000	50.000
33) I	1-bromo-2...	1.566	2.039	141.1E6	578.6E6	50.000	50.000
	System Monitoring Compounds						
	Target Compounds						
24)	Mirex	7.277	10.053	74263685	235.1E6	30.200	33.581
	SemiQuant Compounds - Not Calibrated on this Instrument						

(f)=RT Delta > 1/2 Window (#)=Amounts differ by > 25% (m)=manual int.

11.6.31

11

Quantitation Report (QT Reviewed)

Data Path : C:\msdchem\1\DATA\8G1645\
Data File : 8g39326.d
Signal(s) : Signal #1: ECD1A.ch Signal #2: ECD2B.ch
Acq On : 13 Jul 2021 6:13 am
Operator : christp
Sample : icv1645-25
Misc : op34235,g8g1645,30,,,2,10
ALS Vial : 16 Sample Multiplier: 1

Integration File signal 1: autoint1.e
Integration File signal 2: autoint2.e
Quant Time: Jul 13 23:06:21 2021
Quant Method : C:\MSDCHEM\1\METHODS\8PST1645.M
Quant Title : PEST/PCB
QLast Update : Tue Jul 13 23:01:41 2021
Response via : Initial Calibration
Integrator: ChemStation

Volume Inj. : 1ul/column
Signal #1 Phase : RTXCLP I Signal #2 Phase: RTX-CLP II
Signal #1 Info : 30mx.32mmx.32um Signal #2 Info : 30m x .32mm x .25um

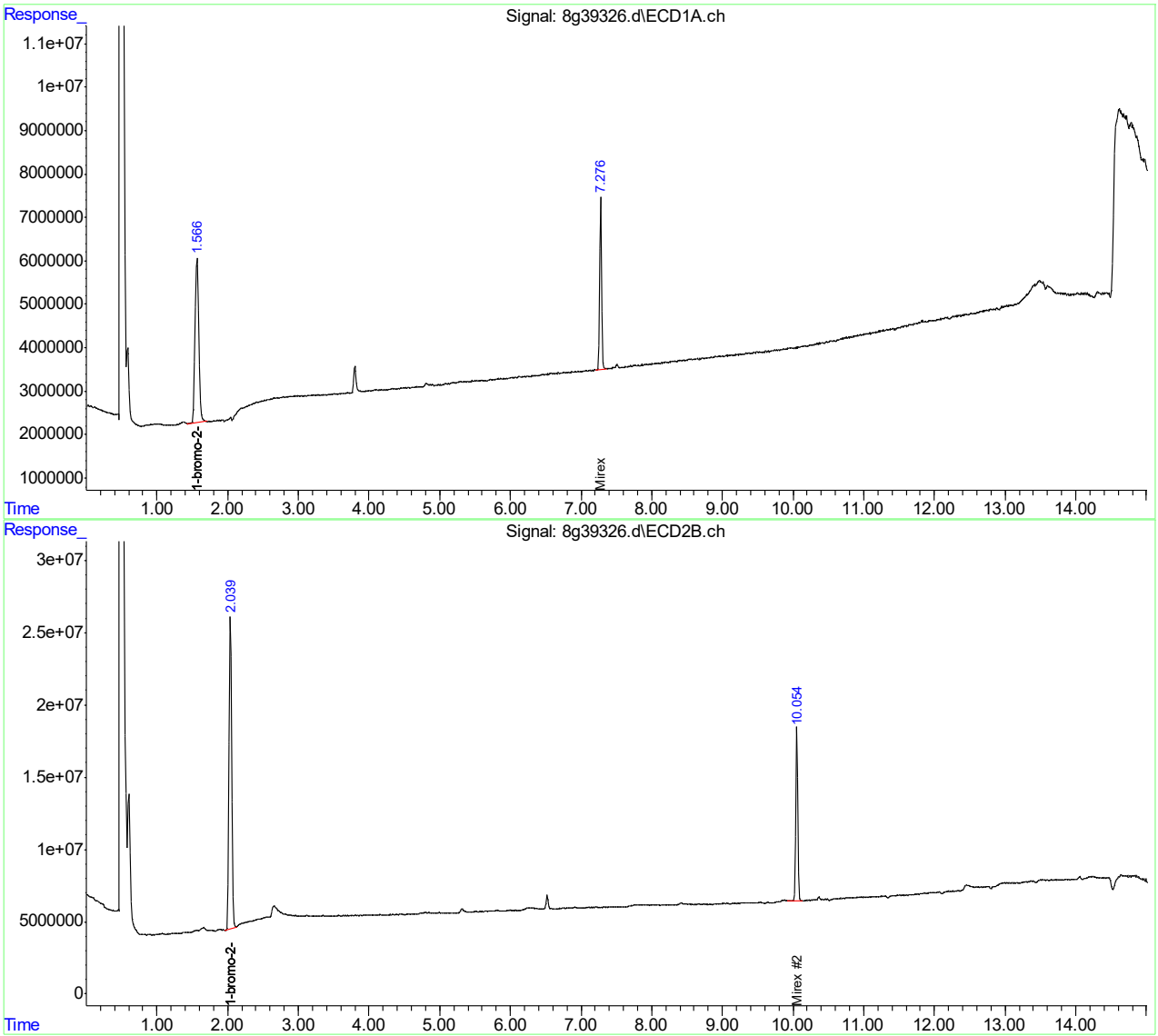

Manual Integrations APPROVED (compounds with "m" flag)
Gwendolyn Burns 07/15/21 12:53

Quantitation Report (QT Reviewed)

Data Path : C:\msdchem\1\DATA\8G1645\
Data File : 8g39327.d
Signal(s) : Signal #1: ECD1A.ch Signal #2: ECD2B.ch
Acq On : 13 Jul 2021 6:30 am
Operator : christp
Sample : icv1645-25
Misc : op34235,g8g1645,30,,,2,10
ALS Vial : 17 Sample Multiplier: 1

Integration File signal 1: autoint1.e
Integration File signal 2: autoint2.e
Quant Time: Jul 13 23:07:51 2021
Quant Method : C:\MSDCHEM\1\METHODS\8PST1645.M
Quant Title : PEST/PCB
QLast Update : Tue Jul 13 23:01:41 2021
Response via : Initial Calibration
Integrator: ChemStation

Volume Inj. : 1ul/column
Signal #1 Phase : RTXCLP I Signal #2 Phase: RTX-CLP II
Signal #1 Info : 30mx.32mmx.32um Signal #2 Info : 30m x .32mm x .25um

	Compound	RT#1	RT#2	Resp#1	Resp#2	PPB	PPB
	Internal Standards						
1) I	1-bromo-2...	1.570	2.041	139.9E6	578.6E6	50.000	50.000
27) I	1-bromo-2...	1.570	2.041	139.9E6	578.6E6	50.000	50.000
33) I	1-bromo-2...	1.570	2.041	139.9E6	578.6E6	50.000	50.000
	System Monitoring Compounds						
	Target Compounds						
3)	hexachlor...	2.658	3.574	106.7E6	402.5E6	26.464	28.782
10)	alachlor	4.111	5.086	12905233	42646402	28.850m	30.021
	SemiQuant Compounds - Not Calibrated on this Instrument						

(f)=RT Delta > 1/2 Window (#)=Amounts differ by > 25% (m)=manual int.

11.6.32 11

Quantitation Report (QT Reviewed)

Data Path : C:\msdchem\1\DATA\8G1645\
Data File : 8g39327.d
Signal(s) : Signal #1: ECD1A.ch Signal #2: ECD2B.ch
Acq On : 13 Jul 2021 6:30 am
Operator : christp
Sample : icv1645-25
Misc : op34235,g8g1645,30,,,2,10
ALS Vial : 17 Sample Multiplier: 1

Integration File signal 1: autoint1.e
Integration File signal 2: autoint2.e
Quant Time: Jul 13 23:07:51 2021
Quant Method : C:\MSDCHEM\1\METHODS\8PST1645.M
Quant Title : PEST/PCB
QLast Update : Tue Jul 13 23:01:41 2021
Response via : Initial Calibration
Integrator: ChemStation

Volume Inj. : 1ul/column
Signal #1 Phase : RTXCLP I Signal #2 Phase: RTX-CLP II
Signal #1 Info : 30mx.32mmx.32um Signal #2 Info : 30m x .32mm x .25um

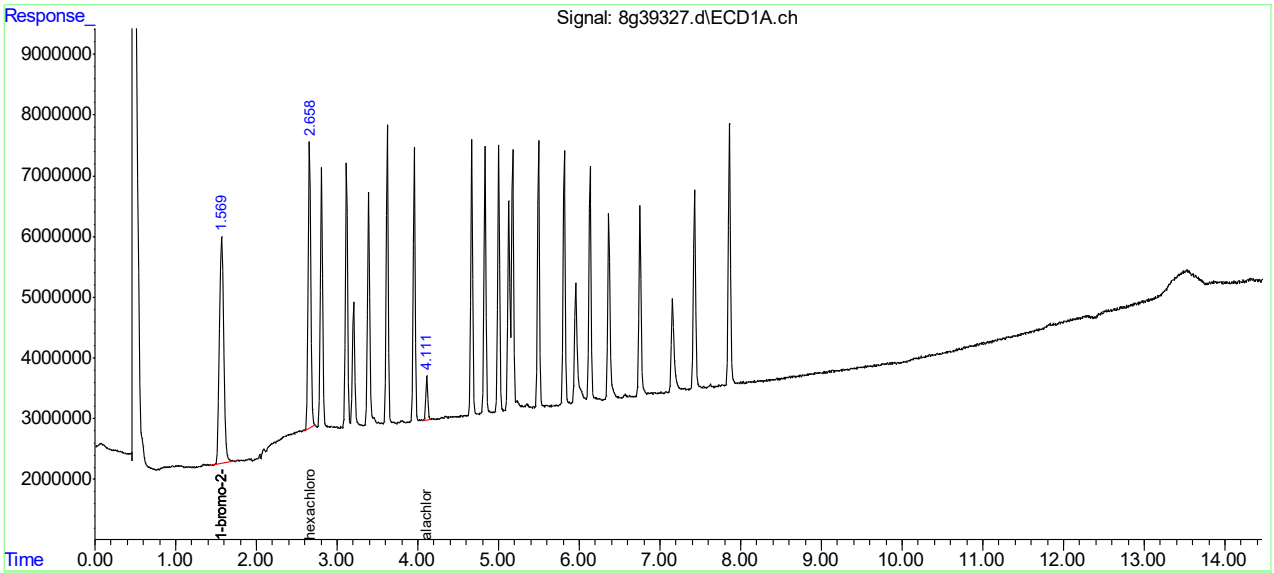

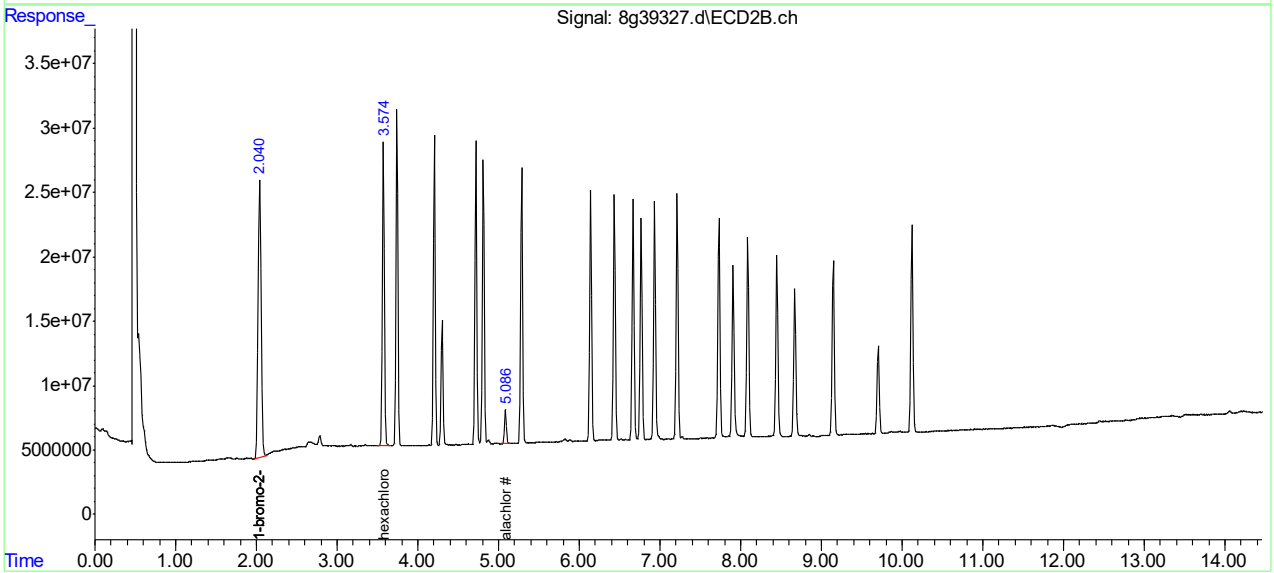

Manual Integration Approval Summary

Sample Number: G8G1645-ICV1645 **Method:** SW846 8081B
Lab FileID: 8G39327.D **Analyst approved:** 07/13/21 23:22 Rebecca Krug
Injection Time: 07/13/21 06:30 **Supervisor approved:** 07/15/21 12:53 Gwendolyn Burns

Parameter	CAS	Sig#	R.T. (min.)	Reason
Alachlor	15972-60-8	1	4.11	Poorly defined baseline

Quantitation Report (Qedit)

Data Path : C:\msdchem\1\DATA\8G1645\
Data File : 8g39327.d
Signal(s) : Signal #1: ECD1A.ch Signal #2: ECD2B.ch
Acq On : 13 Jul 2021 6:30 am
Operator : christp
Sample : icv1645-25
Misc : op34235,g8g1645,30,,,2,10
ALS Vial : 17 Sample Multiplier: 1

Integration File signal 1: autoint1.e
Integration File signal 2: autoint2.e
Quant Time: Jul 13 23:07:04 2021
Quant Method : C:\MSDCHEM\1\METHODS\8PST1645.M
Quant Title : PEST/PCB
QLast Update : Tue Jul 13 23:01:41 2021
Response via : Initial Calibration
Integrator: ChemStation

Volume Inj. : 1ul/column
Signal #1 Phase : RTXCLP I Signal #2 Phase: RTX-CLP II
Signal #1 Info : 30mx.32mmx.32um Signal #2 Info : 30m x .32mm x .25um

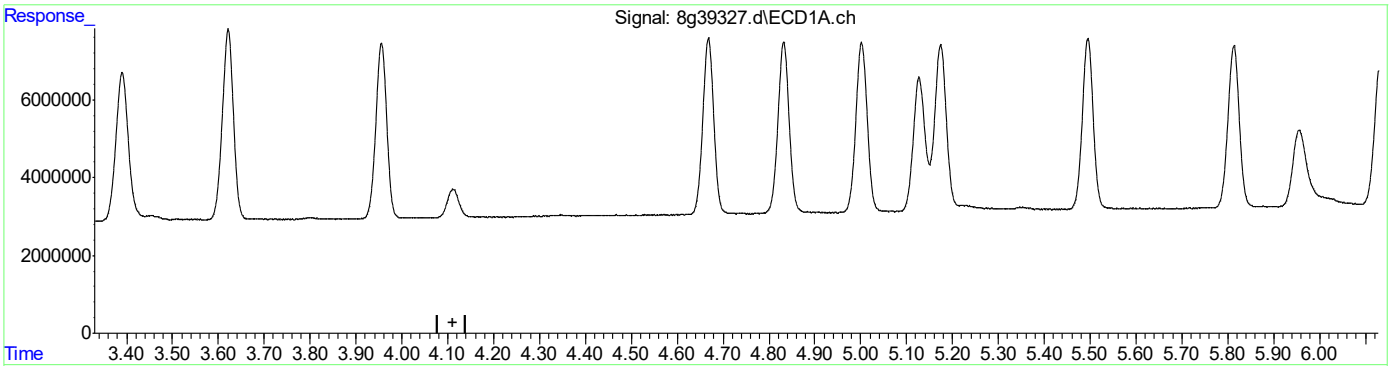

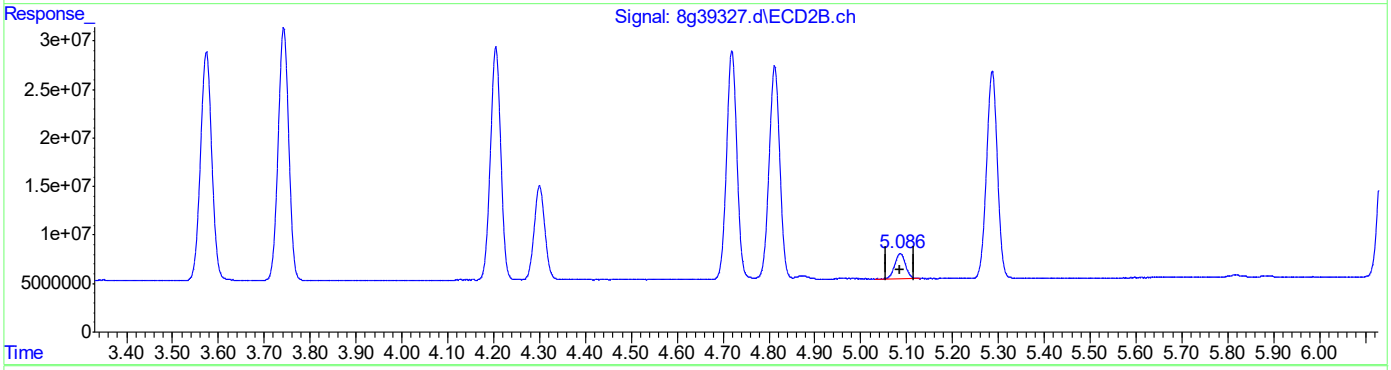

QEdit

(10) alachlor
0.000min 0.000PPB
response 0

(10) alachlor #2
5.086min 30.021PPB
response 42646402

(+) = Expected Retention Time

Quantitation Report (Qedit)

Data Path : C:\msdchem\1\DATA\8G1645\
Data File : 8g39327.d
Signal(s) : Signal #1: ECD1A.ch Signal #2: ECD2B.ch
Acq On : 13 Jul 2021 6:30 am
Operator : christp
Sample : icv1645-25
Misc : op34235,g8g1645,30,,,2,10
ALS Vial : 17 Sample Multiplier: 1

Integration File signal 1: autoint1.e
Integration File signal 2: autoint2.e
Quant Time: Jul 13 23:07:04 2021
Quant Method : C:\MSDCHEM\1\METHODS\8PST1645.M
Quant Title : PEST/PCB
QLast Update : Tue Jul 13 23:01:41 2021
Response via : Initial Calibration
Integrator: ChemStation

Volume Inj. : 1ul/column
Signal #1 Phase : RTXCLP I Signal #2 Phase: RTX-CLP II
Signal #1 Info : 30mx.32mmx.32um Signal #2 Info : 30m x .32mm x .25um

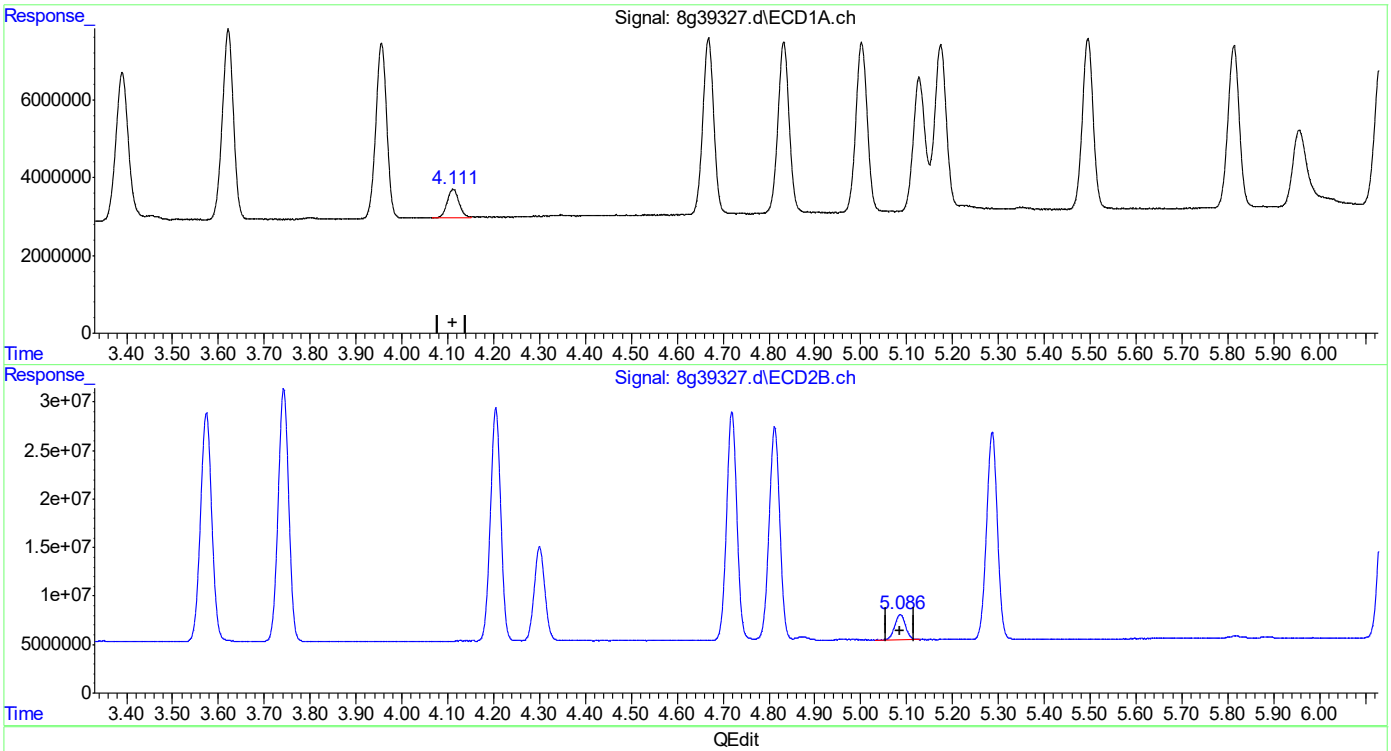

QEdit

(10) alachlor
4.111min 28.850PPB m
response 12905233

(10) alachlor #2
5.086min 30.021PPB
response 42646402

(+) = Expected Retention Time
8PST1645.M Tue Jul 13 23:07:53 2021 Page: 1

Manual Integrations APPROVED
(compounds with "m" flag)
Gwendolyn Burns
08/23/21 08:52

Quantitation Report (QT Reviewed)

Data Path : C:\msdchem\1\DATA\8G1696\
Data File : 8g40138.d
Signal(s) : Signal #1: ECD1A.ch Signal #2: ECD2B.ch
Acq On : 22 Aug 2021 10:46 pm
Operator : christp
Sample : cc1645-25
Misc : op34923,g8g1696,15.7,,,10,1
ALS Vial : 2 Sample Multiplier: 1

Integration File signal 1: autoint1.e
Integration File signal 2: autoint2.e
Quant Time: Aug 23 00:19:44 2021
Quant Method : C:\MSDCHEM\1\METHODS\8PST1645.M
Quant Title : PEST/PCB
QLast Update : Tue Aug 17 23:29:22 2021
Response via : Initial Calibration
Integrator: ChemStation

Volume Inj. : 1ul/column
Signal #1 Phase : RTXCLP I Signal #2 Phase: RTX-CLP II
Signal #1 Info : 30mx.32mmx.32um Signal #2 Info : 30m x .32mm x .25um

	Compound	RT#1	RT#2	Resp#1	Resp#2	PPB	PPB	
	Internal Standards							
1) I	1-bromo-2...	1.572	2.039	137.1E6	491.4E6	50.000	50.000	
27) I	1-bromo-2...	1.572	2.039	137.1E6	491.4E6	50.000	50.000	
33) I	1-bromo-2...	1.572	2.039	137.1E6	491.4E6	50.000	50.000	
	System Monitoring Compounds							
2) SAB	Tetrachlo...	2.290	2.998	62927813	206.3E6	25.648	26.507	
Spiked Amount	40.000	Range	30 - 150	Recovery	=	64.12%	66.27%	
26) SA	Decachlor...	9.646	12.163	75267142	233.1E6	25.266	30.435	
Spiked Amount	40.000			Recovery	=	63.16%	76.09%	
	Target Compounds							
3)	hexachlor...	2.656	3.560	100.9E6	369.7E6	25.543	31.130	
4) A	alpha-BHC	2.800	3.726	75264851	345.4E6	23.778	27.533	
5) MA	gamma-BHC	3.108	4.184	72273386	262.0E6	24.195	23.588	
6) MA	Heptachlor	3.609	4.787	68283303	277.9E6	22.274	26.318	
7) B	beta-BHC	3.197	4.282	37877249	106.7E6	25.450	22.677	
8) B	delta-BHC	3.382	4.698	57494493	269.0E6	21.725	25.070	
9) MB	Aldrin	3.942	5.258	61123478	278.8E6	22.828	27.201	
10)	alachlor	4.097	5.060	10940589	33176316	24.961m	27.500	
11) B	Heptachlo...	4.652	6.109	65012627	251.4E6	23.410	26.569	
12) B	gamma-Chl...	4.816	6.403	61369080	250.1E6	21.876	25.960	
13) B	alpha-Chl...	4.985	6.633	62403444	242.7E6	22.181	25.945	
14) A	Endosulfan I	5.156	6.733	62759580	241.1E6	21.652	27.380	#
15) B	4,4'-DDE	5.110	6.899	59478055	246.2E6	24.276	26.968	
16) MA	Dieldrin	5.474	7.177	62060265	248.3E6	23.322	26.309	
17) MA	Endrin	5.791	7.692	63979134	246.1E6	24.297	26.613	
18) A	4,4'-DDD	5.935	7.870	45626937	192.4E6	23.470	25.737	
19) B	Endosulfa...	6.111	8.050	57791000	220.0E6	23.655	26.993	
20) MA	4,4'-DDT	6.345	8.411	45824326	145.0E6	21.683	20.420	
21) B	Endrin Al...	6.727	8.632	45761792	160.7E6	21.614	24.811	
22) B	Endosulfa...	7.400	9.106	57010245	206.4E6	23.462	26.949	
23) A	Methoxychlor	7.132	9.663	31043580	88787939	22.279	24.523	
24)	Mirex	7.253	10.009	56127671	160.4E6	23.491	26.978	
25) B	Endrin Ke...	7.834	10.080	61667680	199.2E6	22.370	23.522	

SemiQuant Compounds - Not Calibrated on this Instrument

(f)=RT Delta > 1/2 Window (#)=Amounts differ by > 25% (m)=manual int.

Quantitation Report (QT Reviewed)

Data Path : C:\msdchem\1\DATA\8G1696\
Data File : 8g40138.d
Signal(s) : Signal #1: ECD1A.ch Signal #2: ECD2B.ch
Acq On : 22 Aug 2021 10:46 pm
Operator : christp
Sample : cc1645-25
Misc : op34923,g8g1696,15.7,,,10,1
ALS Vial : 2 Sample Multiplier: 1

Integration File signal 1: autoint1.e
Integration File signal 2: autoint2.e
Quant Time: Aug 23 00:19:44 2021
Quant Method : C:\MSDCHEM\1\METHODS\8PST1645.M
Quant Title : PEST/PCB
QLast Update : Tue Aug 17 23:29:22 2021
Response via : Initial Calibration
Integrator: ChemStation

Volume Inj. : 1ul/column
Signal #1 Phase : RTXCLP I Signal #2 Phase: RTX-CLP II
Signal #1 Info : 30mx.32mmx.32um Signal #2 Info : 30m x .32mm x .25um

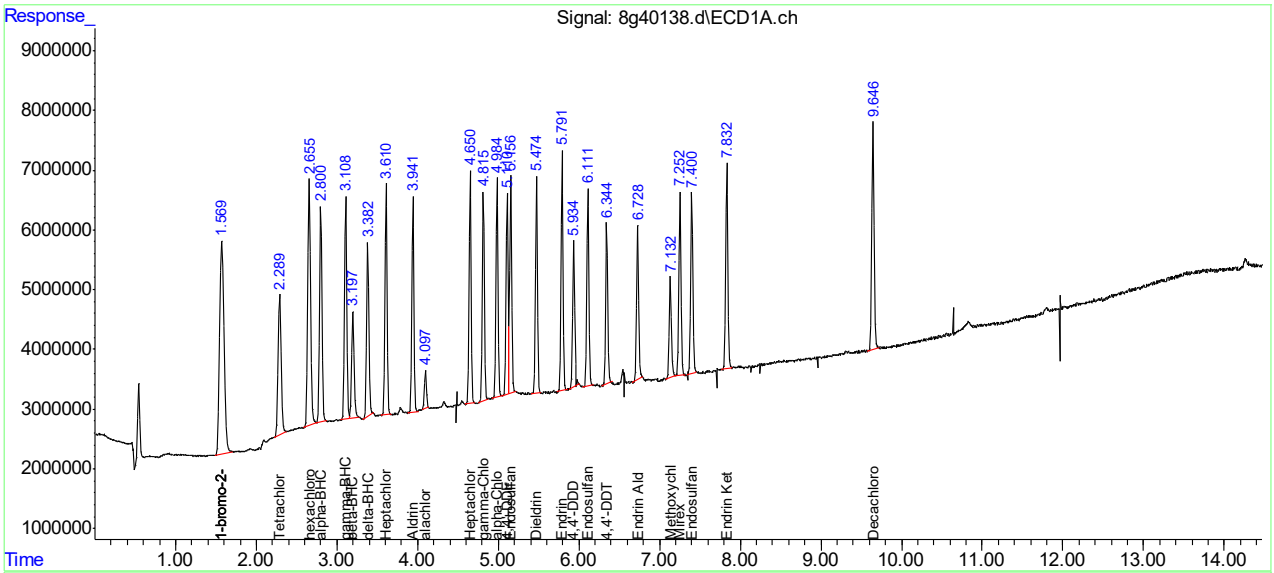

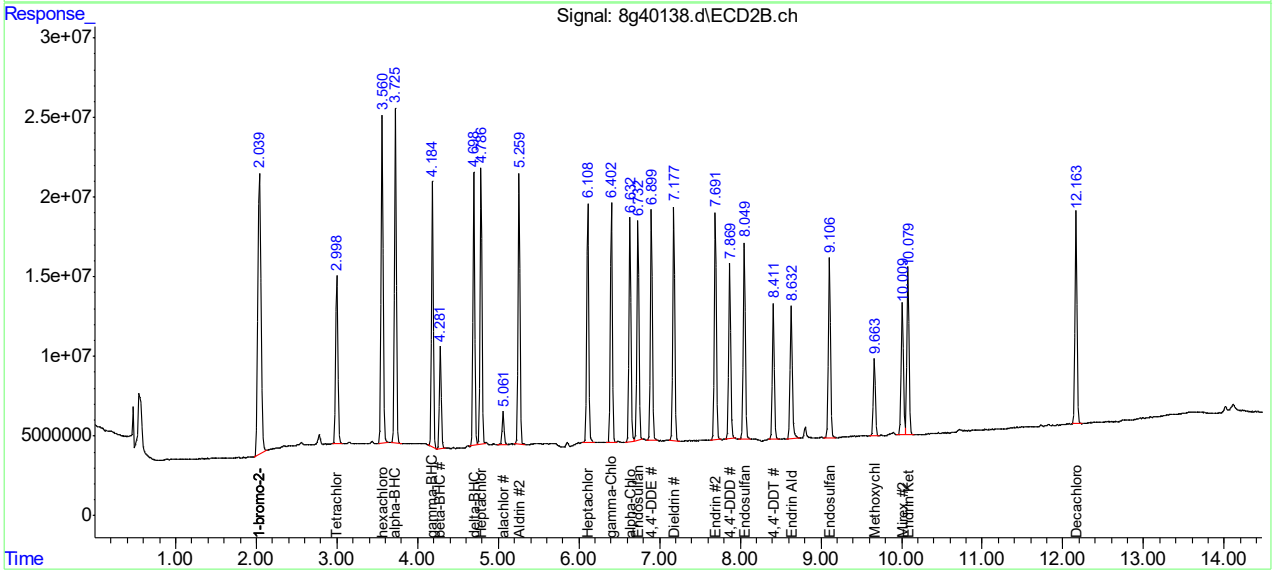

JD30019

Manual Integration Approval Summary

Sample Number: G8G1696-CC1645 **Method:** SW846 8081B
Lab FileID: 8G40138.D **Analyst approved:** 08/23/21 00:27 Christine Phillips
Injection Time: 08/22/21 22:46 **Supervisor approved:** 08/23/21 08:52 Gwendolyn Burns

Parameter	CAS	Sig#	R.T. (min.)	Reason
Alachlor	15972-60-8	1	4.10	Poorly defined baseline

Quantitation Report (Qedit)

Data Path : C:\msdchem\1\DATA\8G1696\
Data File : 8g40138.d
Signal(s) : Signal #1: ECD1A.ch Signal #2: ECD2B.ch
Acq On : 22 Aug 2021 10:46 pm
Operator : christp
Sample : cc1645-25
Misc : op34923,g8g1696,15.7,,,10,1
ALS Vial : 2 Sample Multiplier: 1

Integration File signal 1: autoint1.e
Integration File signal 2: autoint2.e
Quant Time: Aug 23 00:18:55 2021
Quant Method : C:\MSDCHEM\1\METHODS\8PST1645.M
Quant Title : PEST/PCB
QLast Update : Tue Aug 17 23:29:22 2021
Response via : Initial Calibration
Integrator: ChemStation

Volume Inj. : 1ul/column
Signal #1 Phase : RTXCLP I Signal #2 Phase: RTX-CLP II
Signal #1 Info : 30mx.32mmx.32um Signal #2 Info : 30m x .32mm x .25um

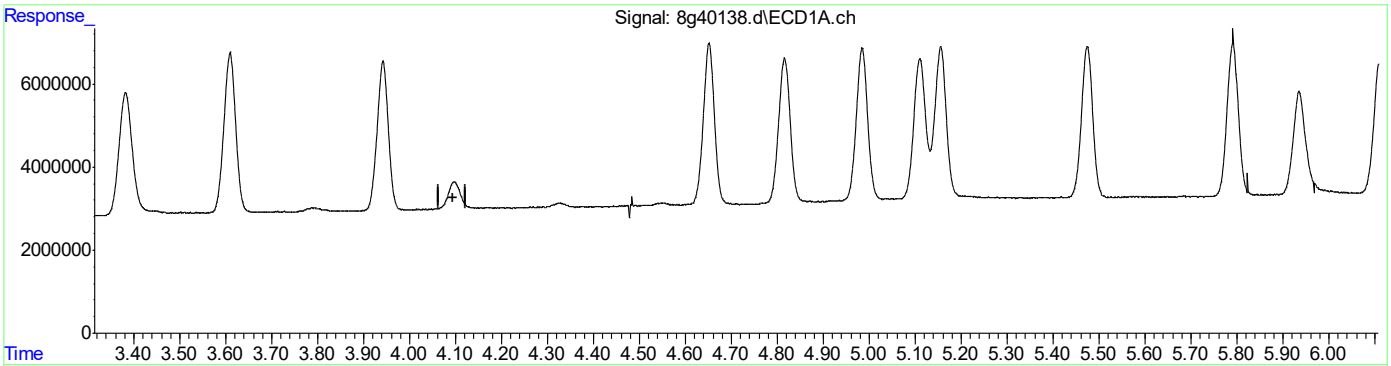

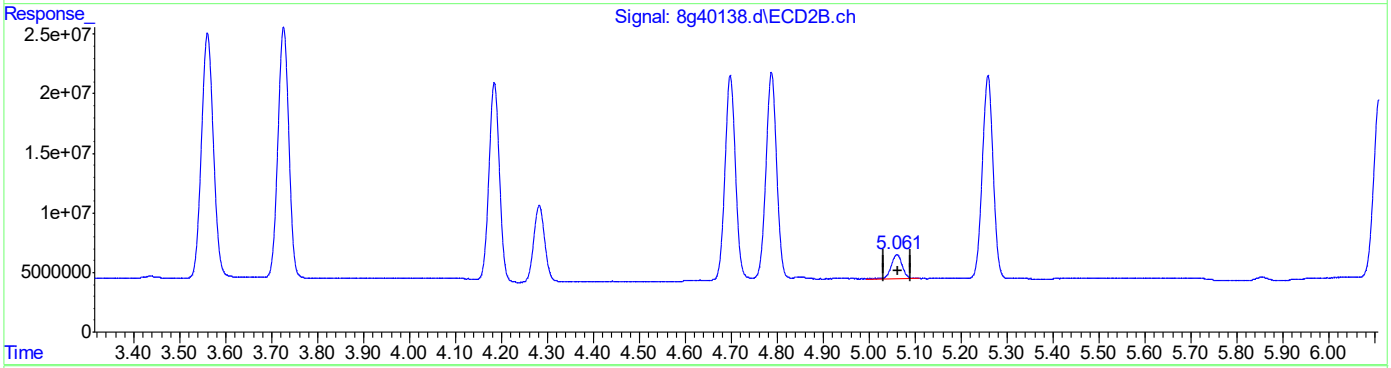

QEdit

(10) alachlor
4.081min 0.000PPB m
response 0

(10) alachlor #2
5.060min 27.500PPB
response 33176316

(+) = Expected Retention Time
8PST1645.M Mon Aug 23 00:19:08 2021 Page: 1

Quantitation Report (Qedit)

Data Path : C:\msdchem\1\DATA\8G1696\
Data File : 8g40138.d
Signal(s) : Signal #1: ECD1A.ch Signal #2: ECD2B.ch
Acq On : 22 Aug 2021 10:46 pm
Operator : christp
Sample : cc1645-25
Misc : op34923,g8g1696,15.7,,,10,1
ALS Vial : 2 Sample Multiplier: 1

Integration File signal 1: autoint1.e
Integration File signal 2: autoint2.e
Quant Time: Aug 23 00:18:55 2021
Quant Method : C:\MSDCHEM\1\METHODS\8PST1645.M
Quant Title : PEST/PCB
QLast Update : Tue Aug 17 23:29:22 2021
Response via : Initial Calibration
Integrator: ChemStation

Volume Inj. : 1ul/column
Signal #1 Phase : RTXCLP I Signal #2 Phase: RTX-CLP II
Signal #1 Info : 30mx.32mmx.32um Signal #2 Info : 30m x .32mm x .25um

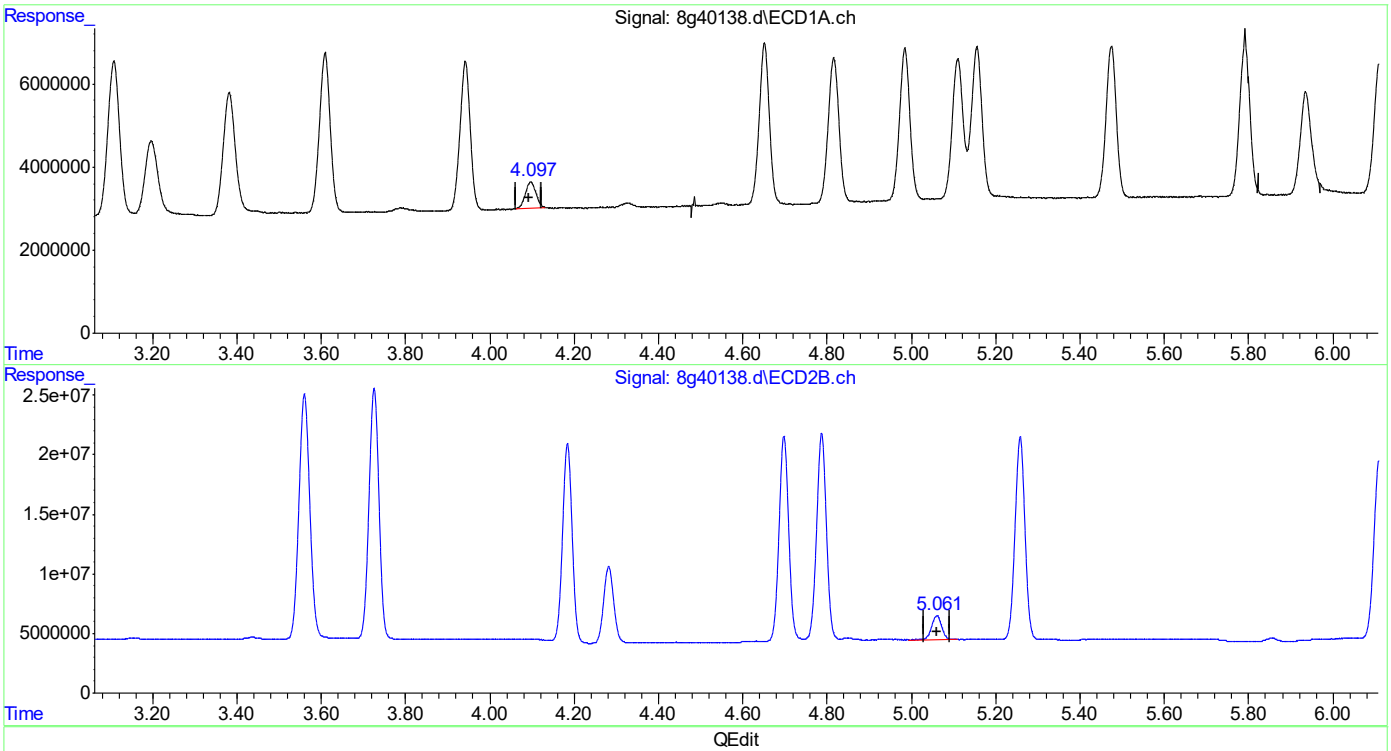

QEdit

(10) alachlor
4.097min 24.961PPB m
response 10940589

(10) alachlor #2
5.060min 27.500PPB
response 33176316

(+) = Expected Retention Time
8PST1645.M Mon Aug 23 00:19:24 2021 Page: 1

11.6.33.3

Manual Integrations APPROVED
(compounds with "m" flag)
Gwendolyn Burns
08/24/21 09:28

Quantitation Report (QT Reviewed)

Data Path : C:\msdchem\1\data\syrap\8g1696\
Data File : 8g40159.d
Signal(s) : Signal #1: ECD1A.ch Signal #2: ECD2B.ch
Acq On : 23 Aug 2021 5:16 am
Operator : christp
Sample : cc1645-50
Misc : op34973,g8g1696,15.7,,,10,1
ALS Vial : 4 Sample Multiplier: 1

Integration File signal 1: autoint1.e
Integration File signal 2: autoint2.e
Quant Time: Aug 23 21:26:31 2021
Quant Method : C:\MSDCHEM\1\METHODS\8pst1645.m
Quant Title : PEST/PCB
QLast Update : Mon Aug 23 20:51:16 2021
Response via : Initial Calibration
Integrator: ChemStation

Volume Inj. : 1ul/column
Signal #1 Phase : RTXCLP I Signal #2 Phase: RTX-CLP II
Signal #1 Info : 30mx.32mmx.32um Signal #2 Info : 30m x .32mm x .25um

		Compound	RT#1	RT#2	Resp#1	Resp#2	PPB	PPB
		Internal Standards						
1)	I	1-bromo-2...	1.575	2.040	138.1E6	522.7E6	50.000	50.000
27)	I	1-bromo-2...	1.575	2.040	138.1E6	522.7E6	50.000	50.000
33)	I	1-bromo-2...	1.575	2.040	138.1E6	522.7E6	50.000	50.000
		System Monitoring Compounds						
2)	SAB	Tetrachlo...	2.294	3.001	135.6E6	463.6E6	54.834	55.990
		Spiked Amount 40.000	Range 30 - 150		Recovery = 137.09%		139.97%	
26)	SA	Decachlor...	9.643	12.161	147.1E6	451.5E6	49.020	55.407
		Spiked Amount 40.000			Recovery = 122.55%		138.52%	
		Target Compounds						
3)		hexachlor...	2.658	3.562	210.2E6	820.2E6	52.803	64.920
4)	A	alpha-BHC	2.804	3.728	175.1E6	815.0E6	54.921	61.081
5)	MA	gamma-BHC	3.111	4.185	167.2E6	694.1E6	55.568	58.742
6)	MA	Heptachlor	3.612	4.788	154.3E6	634.8E6	49.951	56.506
7)	B	beta-BHC	3.199	4.284	83883191	251.5E6	55.940	50.231
8)	B	delta-BHC	3.384	4.698	148.8E6	652.1E6	55.821	57.121
9)	MB	Aldrin	3.944	5.259	143.0E6	655.3E6	52.995	60.111
10)		alachlor	4.098	5.059	25741486	73215110	58.292	57.053
11)	B	Heptachlo...	4.652	6.110	145.8E6	578.3E6	52.092	57.449
12)	B	gamma-Chl...	4.818	6.402	142.3E6	583.4E6	50.357	56.916
13)	B	alpha-Chl...	4.986	6.633	143.1E6	565.3E6	50.478	56.807
14)	A	Endosulfan I	5.157	6.733	144.9E6	544.8E6	49.626	58.173
15)	B	4,4'-DDE	5.110	6.899	136.1E6	572.6E6	55.134	58.959
16)	MA	Dieldrin	5.475	7.177	144.0E6	577.7E6	53.728	57.555m
17)	MA	Endrin	5.792	7.690	140.0E6	537.7E6	52.759	54.665m
18)	A	4,4'-DDD	5.933	7.870	113.3E6	445.0E6	57.865	55.977m
19)	B	Endosulfa...	6.111	8.051	129.3E6	464.7E6	52.513	53.601m
20)	MA	4,4'-DDT	6.344	8.410	105.0E6	347.5E6	49.310	46.015
21)	B	Endrin Al...	6.727	8.631	107.0E6	395.8E6	50.169	57.464
22)	B	Endosulfa...	7.399	9.105	122.8E6	447.2E6	50.161	54.894
23)	A	Methoxychlor	7.129	9.662	67369089	191.6E6	47.989	49.745
24)		Mirex	7.253	10.009	119.0E6	334.1E6	49.453	52.825
25)	B	Endrin Ke...	7.832	10.080	130.8E6	404.6E6	47.081	44.927

SemiQuant Compounds - Not Calibrated on this Instrument

(f)=RT Delta > 1/2 Window (#)=Amounts differ by > 25% (m)=manual int.

11.6.34
11

Quantitation Report (QT Reviewed)

Data Path : C:\msdchem\1\data\syrap\8g1696\
Data File : 8g40159.d
Signal(s) : Signal #1: ECD1A.ch Signal #2: ECD2B.ch
Acq On : 23 Aug 2021 5:16 am
Operator : christp
Sample : cc1645-50
Misc : op34973,g8g1696,15.7,,,10,1
ALS Vial : 4 Sample Multiplier: 1

Integration File signal 1: autoint1.e
Integration File signal 2: autoint2.e
Quant Time: Aug 23 21:26:31 2021
Quant Method : C:\MSDCHEM\1\METHODS\8pst1645.m
Quant Title : PEST/PCB
QLast Update : Mon Aug 23 20:51:16 2021
Response via : Initial Calibration
Integrator: ChemStation

Volume Inj. : 1ul/column
Signal #1 Phase : RTXCLP I Signal #2 Phase: RTX-CLP II
Signal #1 Info : 30mx.32mmx.32um Signal #2 Info : 30m x .32mm x .25um

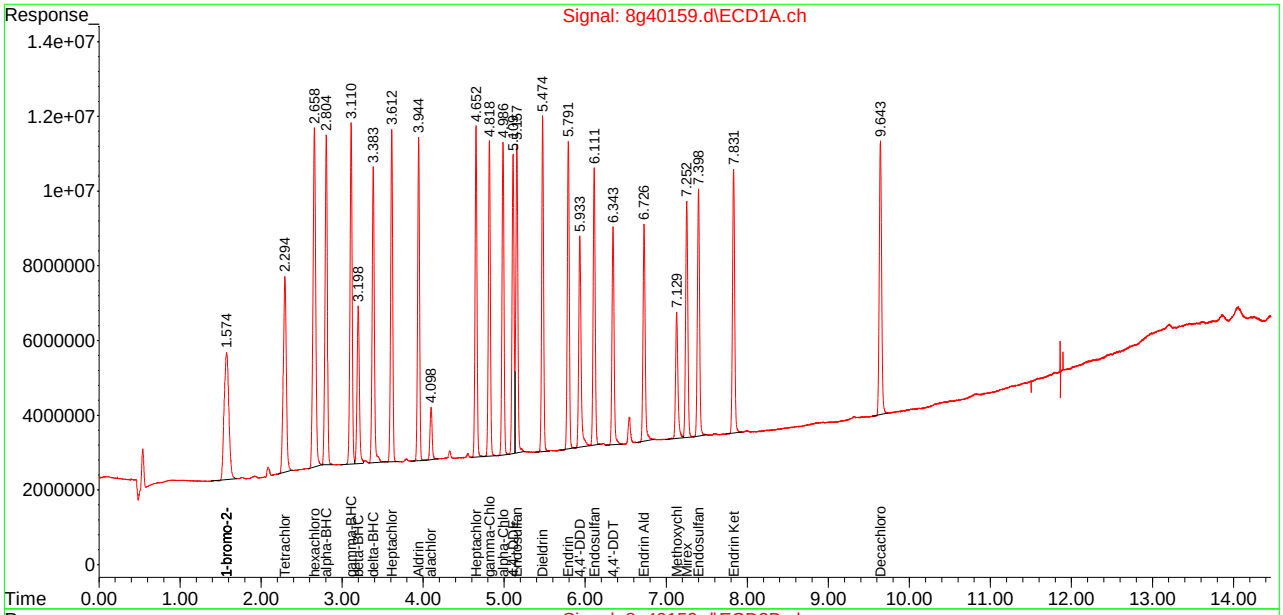

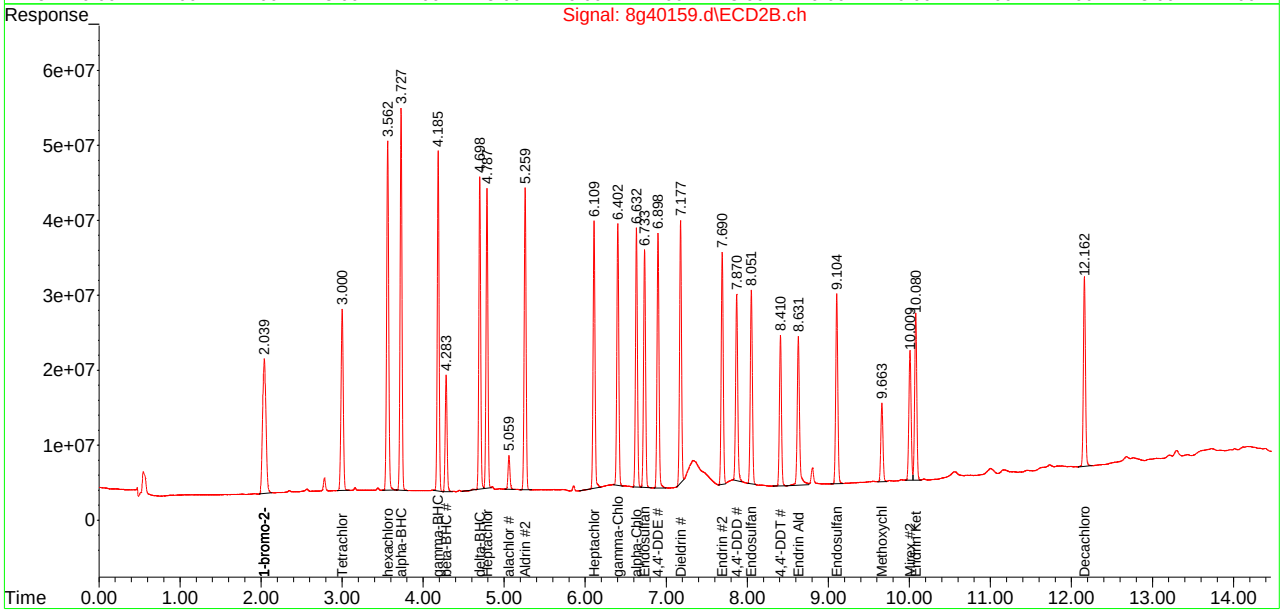

Manual Integration Approval Summary

Sample Number: G8G1696-CC1645
Lab FileID: 8G40159.D
Injection Time: 08/23/21 05:16
Method: SW846 8081B
Analyst approved: 08/23/21 21:31 Syra Marie Pacheco
Supervisor approved: 08/24/21 09:28 Gwendolyn Burns

Parameter	CAS	Sig#	R.T. (min.)	Reason
Dieldrin	60-57-1	2	7.18	Poorly defined baseline
Endrin	72-20-8	2	7.69	Poorly defined baseline
4,4'-DDD	72-54-8	2	7.87	Poorly defined baseline
Endosulfan-II	33213-65-9	2	8.05	Poorly defined baseline

Quantitation Report (Qedit)

Data Path : C:\msdchem\1\data\syrap\8g1696\
Data File : 8g40159.d
Signal(s) : Signal #1: ECD1A.ch Signal #2: ECD2B.ch
Acq On : 23 Aug 2021 5:16 am
Operator : christp
Sample : cc1645-50
Misc : op34973,g8g1696,15.7,,,10,1
ALS Vial : 4 Sample Multiplier: 1

Integration File signal 1: autoint1.e
Integration File signal 2: autoint2.e
Quant Time: Aug 23 20:52:30 2021
Quant Method : C:\MSDCHEM\1\METHODS\8pst1645.m
Quant Title : PEST/PCB
QLast Update : Mon Aug 23 20:51:16 2021
Response via : Initial Calibration
Integrator: ChemStation

Volume Inj. : 1ul/column
Signal #1 Phase : RTXCLP I Signal #2 Phase: RTX-CLP II
Signal #1 Info : 30mx.32mmx.32um Signal #2 Info : 30m x .32mm x .25um

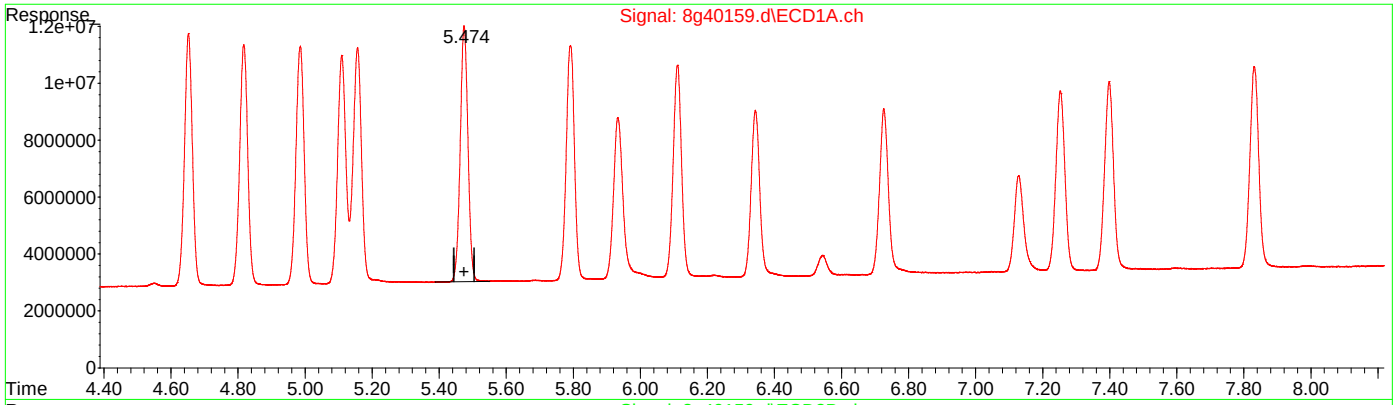

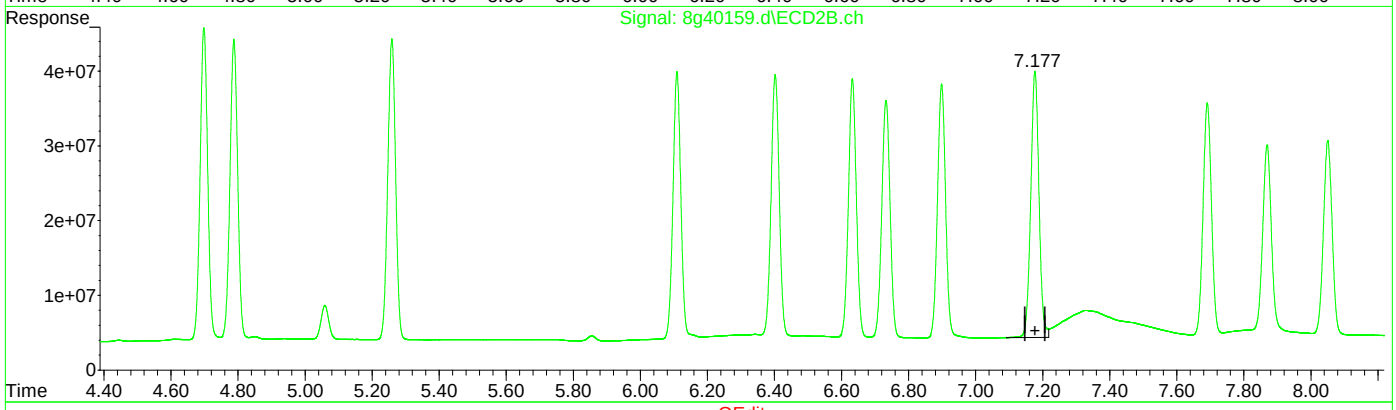

QEdit

(16) Dieldrin (MA)

5.475min 53.728 PPB

response 144049955

(16) Dieldrin #2 (MA)

7.177min 60.553 PPB

response 607830956

(+) = Expected Retention Time
8pst1645.m Mon Aug 23 21:25:00 2021

Quantitation Report (Qedit)

Data Path : C:\msdchem\1\data\syrap\8g1696\
Data File : 8g40159.d
Signal(s) : Signal #1: ECD1A.ch Signal #2: ECD2B.ch
Acq On : 23 Aug 2021 5:16 am
Operator : christp
Sample : cc1645-50
Misc : op34973,g8g1696,15.7,,,10,1
ALS Vial : 4 Sample Multiplier: 1

Integration File signal 1: autoint1.e
Integration File signal 2: autoint2.e
Quant Time: Aug 23 20:52:30 2021
Quant Method : C:\MSDCHEM\1\METHODS\8pst1645.m
Quant Title : PEST/PCB
QLast Update : Mon Aug 23 20:51:16 2021
Response via : Initial Calibration
Integrator: ChemStation

Volume Inj. : 1ul/column
Signal #1 Phase : RTXCLP I Signal #2 Phase: RTX-CLP II
Signal #1 Info : 30mx.32mmx.32um Signal #2 Info : 30m x .32mm x .25um

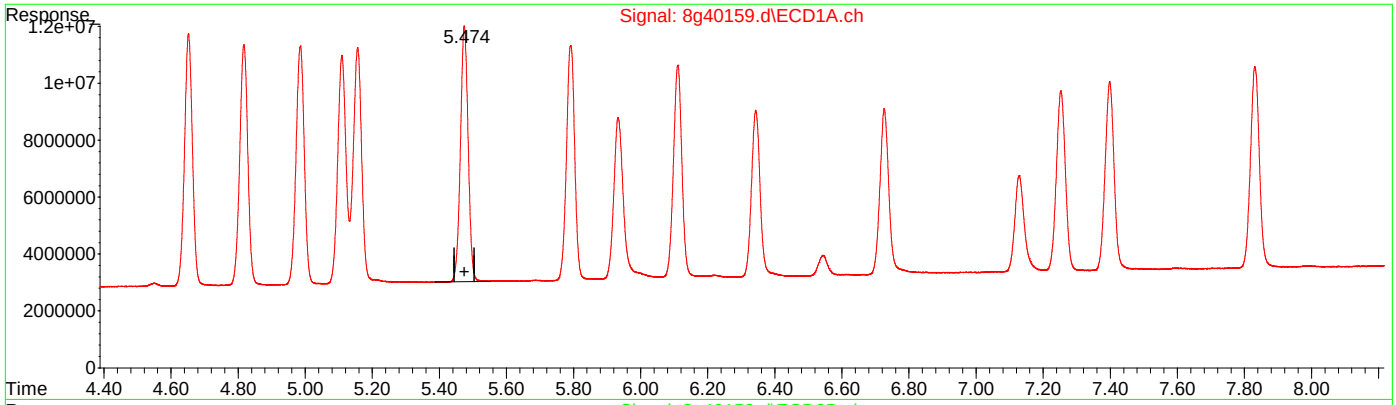

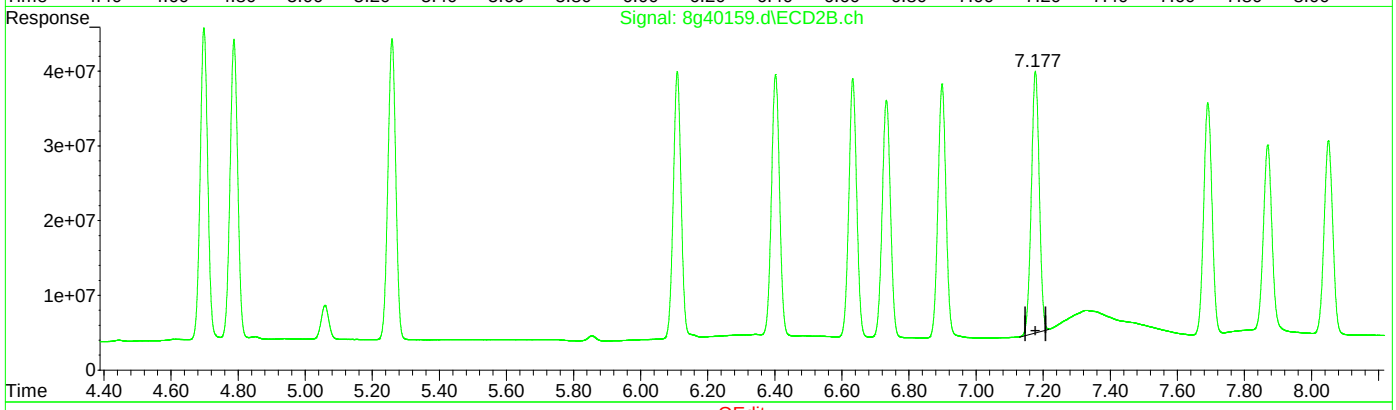

QEdit

(16) Dieldrin (MA)

5.475min 53.728 PPB

response 144049955

(16) Dieldrin #2 (MA)

7.177min 57.555 PPB m

response 577728807

(+) = Expected Retention Time
8pst1645.m Mon Aug 23 21:25:08 2021

Quantitation Report (Qedit)

Data Path : C:\msdchem\1\data\syrap\8g1696\
Data File : 8g40159.d
Signal(s) : Signal #1: ECD1A.ch Signal #2: ECD2B.ch
Acq On : 23 Aug 2021 5:16 am
Operator : christp
Sample : cc1645-50
Misc : op34973,g8g1696,15.7,,,10,1
ALS Vial : 4 Sample Multiplier: 1

Integration File signal 1: autoint1.e
Integration File signal 2: autoint2.e
Quant Time: Aug 23 20:52:30 2021
Quant Method : C:\MSDCHEM\1\METHODS\8pst1645.m
Quant Title : PEST/PCB
QLast Update : Mon Aug 23 20:51:16 2021
Response via : Initial Calibration
Integrator: ChemStation

Volume Inj. : 1ul/column
Signal #1 Phase : RTXCLP I Signal #2 Phase: RTX-CLP II
Signal #1 Info : 30mx.32mmx.32um Signal #2 Info : 30m x .32mm x .25um

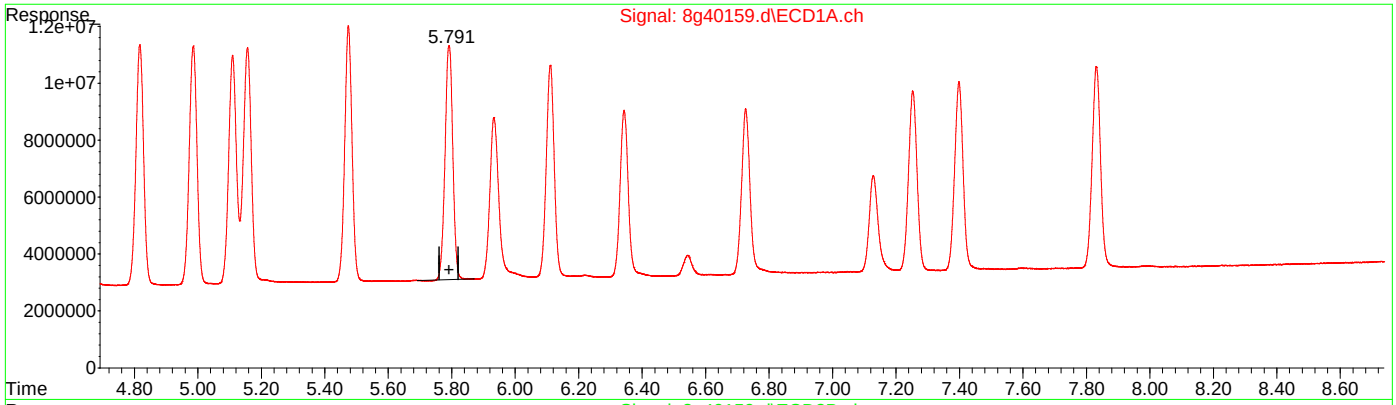

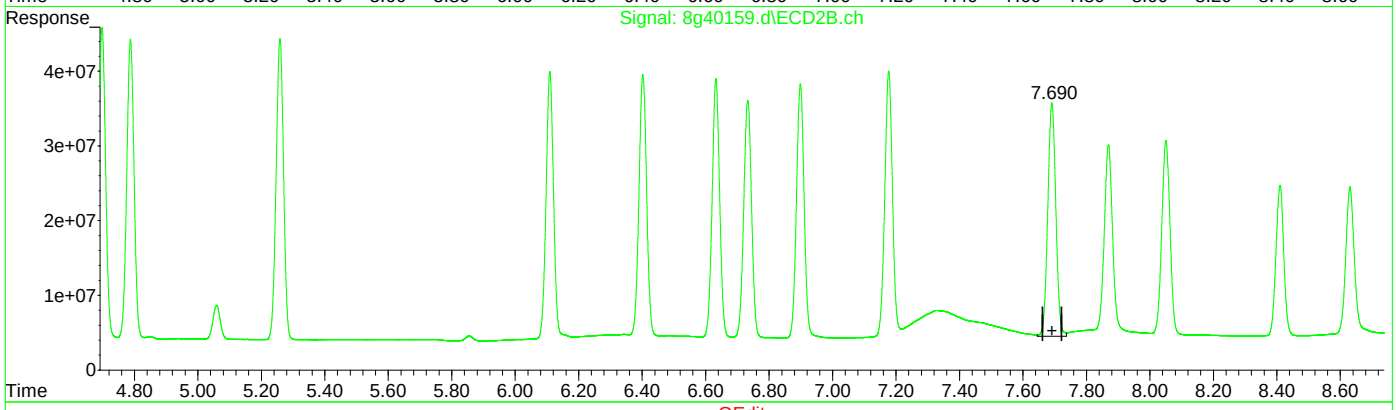

QEdit

(17) Endrin (MA)

5.792min 52.759 PPB

response 139971877

(17) Endrin #2 (MA)

7.691min 56.143 PPB

response 552256636

(+) = Expected Retention Time
8pst1645.m Mon Aug 23 21:25:10 2021

Quantitation Report (Qedit)

Data Path : C:\msdchem\1\data\syrap\8g1696\
Data File : 8g40159.d
Signal(s) : Signal #1: ECD1A.ch Signal #2: ECD2B.ch
Acq On : 23 Aug 2021 5:16 am
Operator : christp
Sample : cc1645-50
Misc : op34973,g8g1696,15.7,,,10,1
ALS Vial : 4 Sample Multiplier: 1

Integration File signal 1: autoint1.e
Integration File signal 2: autoint2.e
Quant Time: Aug 23 20:52:30 2021
Quant Method : C:\MSDCHEM\1\METHODS\8pst1645.m
Quant Title : PEST/PCB
QLast Update : Mon Aug 23 20:51:16 2021
Response via : Initial Calibration
Integrator: ChemStation

Volume Inj. : 1ul/column
Signal #1 Phase : RTXCLP I Signal #2 Phase: RTX-CLP II
Signal #1 Info : 30mx.32mmx.32um Signal #2 Info : 30m x .32mm x .25um

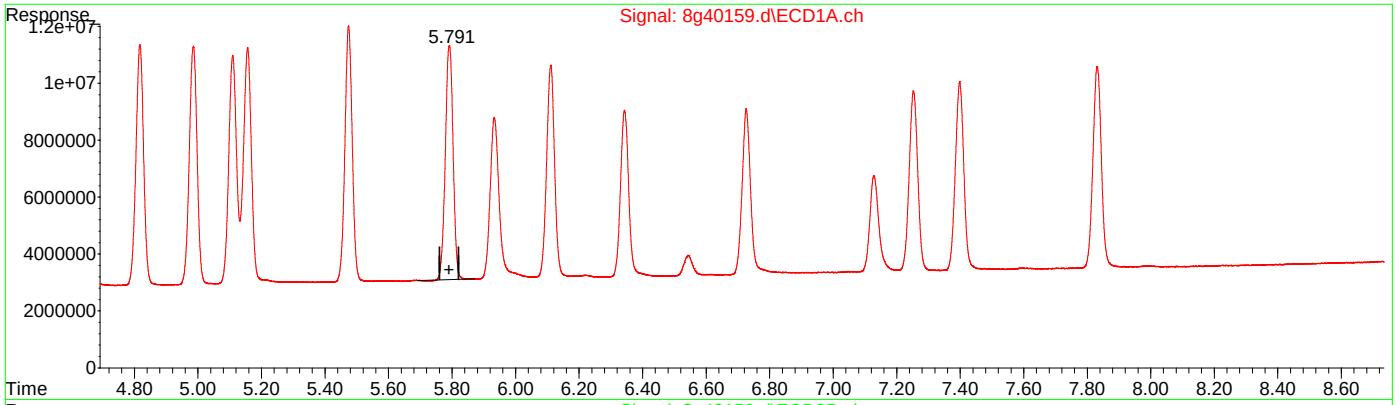

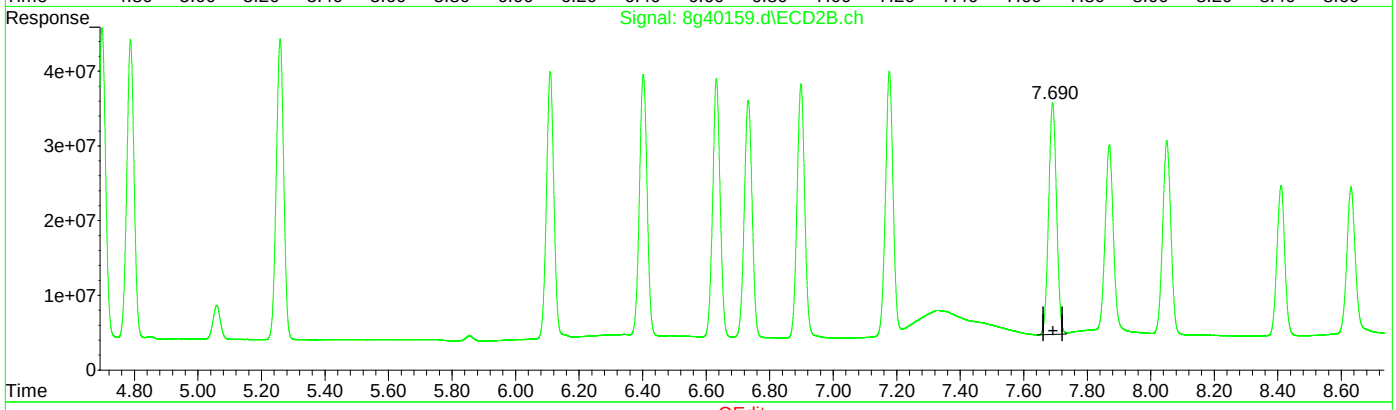

QEdit

(17) Endrin (MA)

5.792min 52.759 PPB

response 139971877

(17) Endrin #2 (MA)

7.690min 54.665 PPB m

response 537717423

(+) = Expected Retention Time
8pst1645.m Mon Aug 23 21:25:17 2021

Quantitation Report (Qedit)

Data Path : C:\msdchem\1\data\syrap\8g1696\
Data File : 8g40159.d
Signal(s) : Signal #1: ECD1A.ch Signal #2: ECD2B.ch
Acq On : 23 Aug 2021 5:16 am
Operator : christp
Sample : cc1645-50
Misc : op34973,g8g1696,15.7,,,10,1
ALS Vial : 4 Sample Multiplier: 1

Integration File signal 1: autoint1.e
Integration File signal 2: autoint2.e
Quant Time: Aug 23 20:52:30 2021
Quant Method : C:\MSDCHEM\1\METHODS\8pst1645.m
Quant Title : PEST/PCB
QLast Update : Mon Aug 23 20:51:16 2021
Response via : Initial Calibration
Integrator: ChemStation

Volume Inj. : 1ul/column
Signal #1 Phase : RTXCLP I Signal #2 Phase: RTX-CLP II
Signal #1 Info : 30mx.32mmx.32um Signal #2 Info : 30m x .32mm x .25um

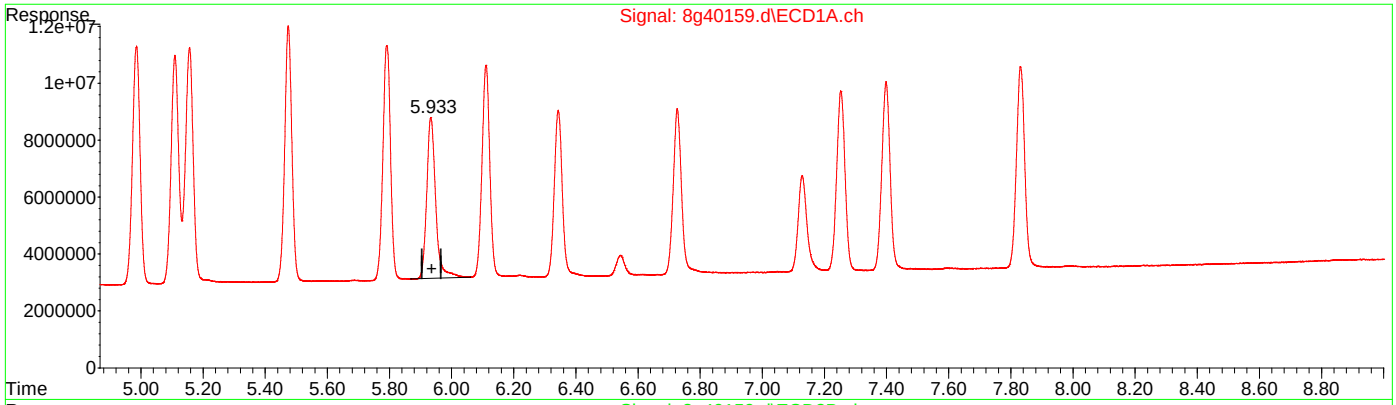

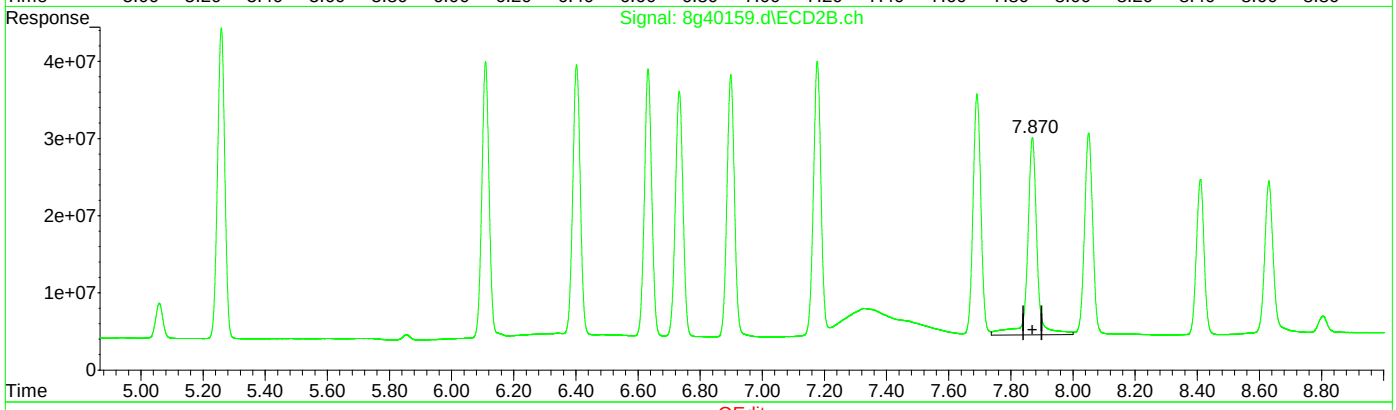

QEdit

(18) 4,4'-DDD (A)

5.933min 57.865 PPB

response 113339077

(18) 4,4'-DDD #2 (A)

7.870min 68.094 PPB

response 541355376

(+) = Expected Retention Time
8pst1645.m Mon Aug 23 21:25:20 2021

Quantitation Report (Qedit)

Data Path : C:\msdchem\1\data\syrap\8g1696\
Data File : 8g40159.d
Signal(s) : Signal #1: ECD1A.ch Signal #2: ECD2B.ch
Acq On : 23 Aug 2021 5:16 am
Operator : christp
Sample : cc1645-50
Misc : op34973,g8g1696,15.7,,,10,1
ALS Vial : 4 Sample Multiplier: 1

Integration File signal 1: autoint1.e
Integration File signal 2: autoint2.e
Quant Time: Aug 23 20:52:30 2021
Quant Method : C:\MSDCHEM\1\METHODS\8pst1645.m
Quant Title : PEST/PCB
QLast Update : Mon Aug 23 20:51:16 2021
Response via : Initial Calibration
Integrator: ChemStation

Volume Inj. : 1ul/column
Signal #1 Phase : RTXCLP I Signal #2 Phase: RTX-CLP II
Signal #1 Info : 30mx.32mmx.32um Signal #2 Info : 30m x .32mm x .25um

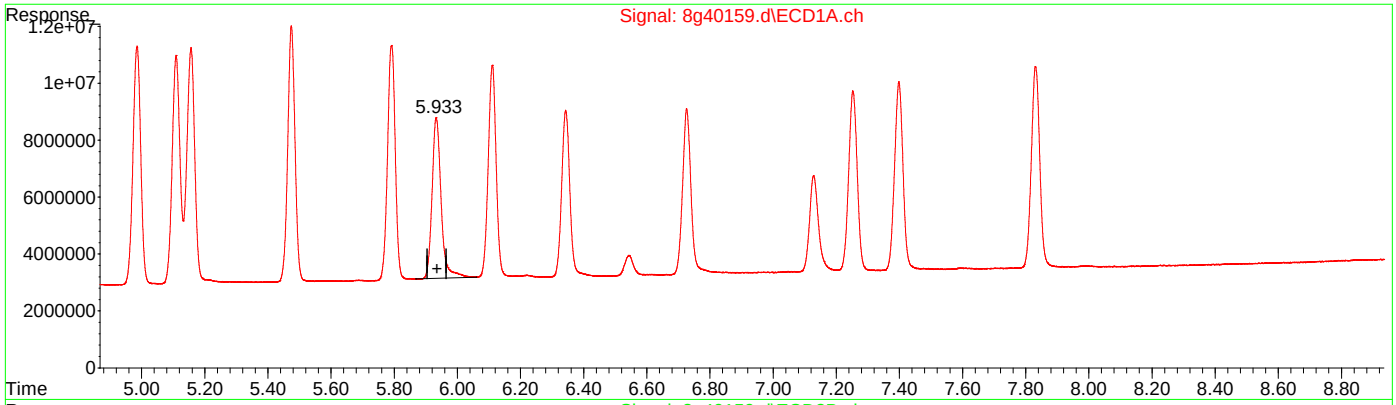

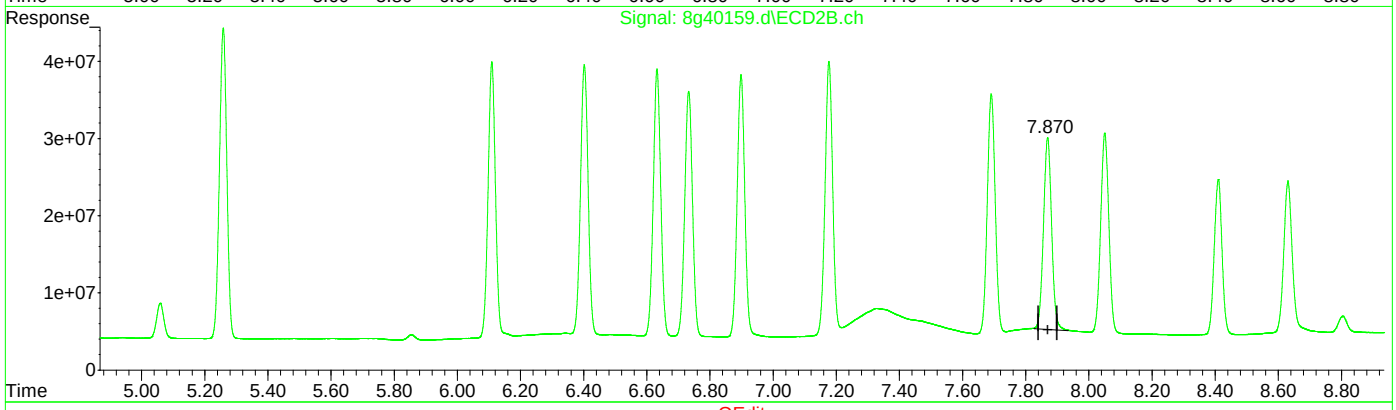

QEdit

(18) 4,4'-DDD (A)

5.933min 57.865 PPB

response 113339077

(18) 4,4'-DDD #2 (A)

7.870min 55.977 PPB m

response 445029416

(+) = Expected Retention Time
8pst1645.m Mon Aug 23 21:25:28 2021

Quantitation Report (Qedit)

Data Path : C:\msdchem\1\data\syrap\8g1696\
Data File : 8g40159.d
Signal(s) : Signal #1: ECD1A.ch Signal #2: ECD2B.ch
Acq On : 23 Aug 2021 5:16 am
Operator : christp
Sample : cc1645-50
Misc : op34973,g8g1696,15.7,,,10,1
ALS Vial : 4 Sample Multiplier: 1

Integration File signal 1: autoint1.e
Integration File signal 2: autoint2.e
Quant Time: Aug 23 20:52:30 2021
Quant Method : C:\MSDCHEM\1\METHODS\8pst1645.m
Quant Title : PEST/PCB
QLast Update : Mon Aug 23 20:51:16 2021
Response via : Initial Calibration
Integrator: ChemStation

Volume Inj. : 1ul/column
Signal #1 Phase : RTXCLP I Signal #2 Phase: RTX-CLP II
Signal #1 Info : 30mx.32mmx.32um Signal #2 Info : 30m x .32mm x .25um

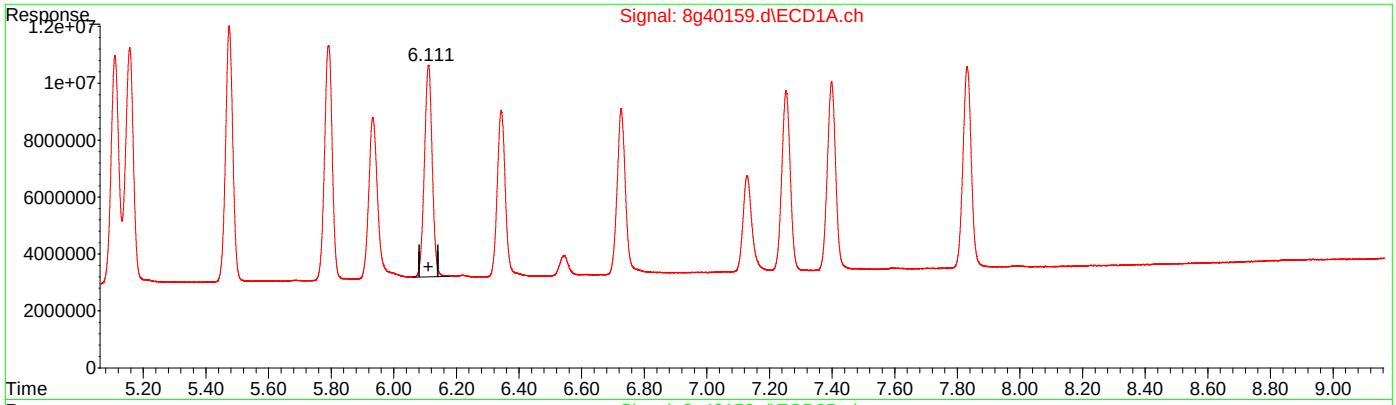

(19) Endosulfan II (B)

6.111min 52.513 PPB

response 129256983

(19) Endosulfan II #2 (B)

8.051min 55.270 PPB

response 479195305

(+) = Expected Retention Time
8pst1645.m Mon Aug 23 21:25:32 2021

Quantitation Report (Qedit)

Data Path : C:\msdchem\1\data\syrap\8g1696\
Data File : 8g40159.d
Signal(s) : Signal #1: ECD1A.ch Signal #2: ECD2B.ch
Acq On : 23 Aug 2021 5:16 am
Operator : christp
Sample : cc1645-50
Misc : op34973,g8g1696,15.7,,,10,1
ALS Vial : 4 Sample Multiplier: 1

Integration File signal 1: autoint1.e
Integration File signal 2: autoint2.e
Quant Time: Aug 23 20:52:30 2021
Quant Method : C:\MSDCHEM\1\METHODS\8pst1645.m
Quant Title : PEST/PCB
QLast Update : Mon Aug 23 20:51:16 2021
Response via : Initial Calibration
Integrator: ChemStation

Volume Inj. : 1ul/column
Signal #1 Phase : RTXCLP I Signal #2 Phase: RTX-CLP II
Signal #1 Info : 30mx.32mmx.32um Signal #2 Info : 30m x .32mm x .25um

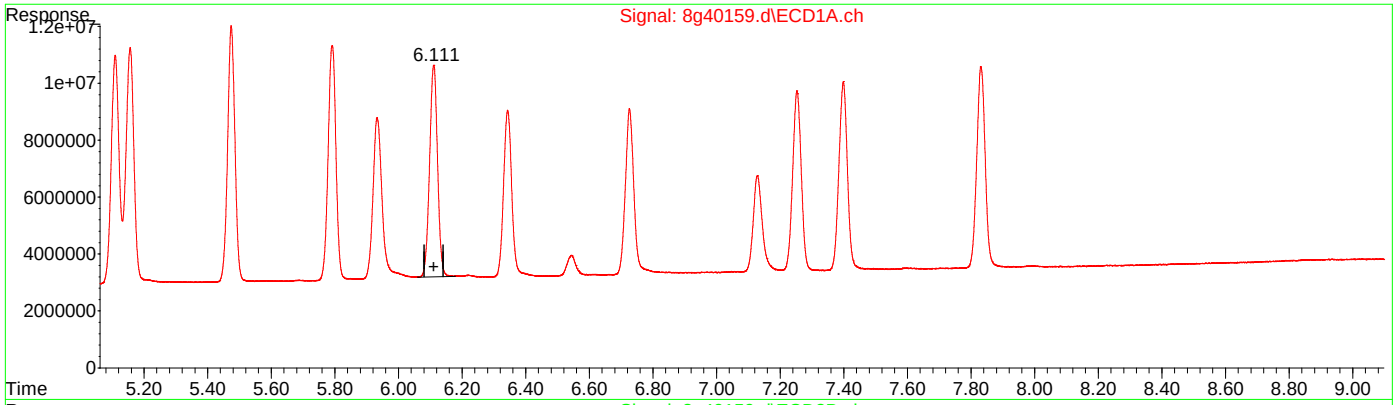

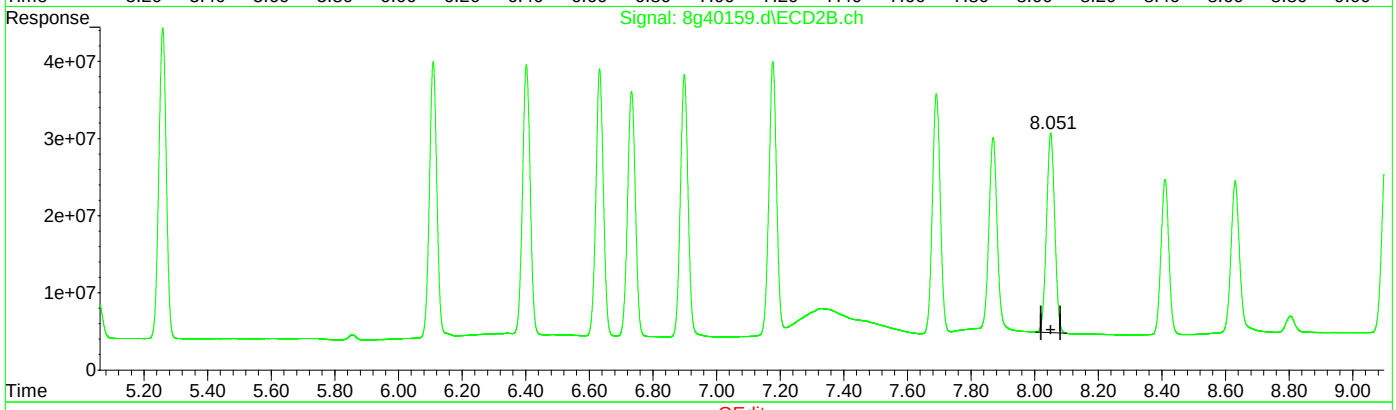

QEdit

(19) Endosulfan II (B)

6.111min 52.513 PPB

response 129256983

(19) Endosulfan II #2 (B)

8.051min 53.601 PPB m

response 464724271

(+) = Expected Retention Time
8pst1645.m Mon Aug 23 21:25:40 2021

11.6.34.9

Quantitation Report (QT Reviewed)

Data Path : C:\msdchem\1\DATA\rk50\
Data File : rk1848.d
Signal(s) : Signal #1: ECD1A.ch Signal #2: ECD2B.ch
Acq On : 23 Jul 2021 7:44 pm
Operator : kristis
Sample : ic50-1000
Misc : op34420,grk50,15.0,,,10,1
ALS Vial : 2 Sample Multiplier: 1

Integration File signal 1: autoint1.e
Integration File signal 2: autoint2.e
Quant Time: Jul 25 08:31:30 2021
Quant Method : C:\MSDCHEM\1\METHODS\RKPCB50.M
Quant Title :
QLast Update : Sun Jul 25 08:30:14 2021
Response via : Initial Calibration
Integrator: ChemStation

Volume Inj. : 1ul
Signal #1 Phase : ZBCLP-1 Signal #2 Phase: ZBCLP-2
Signal #1 Info : 30m X 0.32mm(.32u Signal #2 Info : 30m X 0.32 mm (.25um)

	Compound	RT#1	RT#2	Resp#1	Resp#2	ppb	ppb
	System Monitoring Compounds						
1) S	Tetrachlo...	2.789	3.735	664.4E6	2847.1E6	44.389	44.629
	Spiked Amount 40.000			Recovery	= 110.97%	111.57%	
51) S	Decachlor...	9.956	12.244	588.9E6	2150.4E6	40.908	43.293
	Spiked Amount 40.000			Recovery	= 102.27%	108.23%	
	Target Compounds						
2)	AR1221-A	2.297	3.143	102.7E6	478.9E6	1000.000	1000.000
3)	AR1221-B	2.960	4.131	163.6E6	808.1E6	1000.000	1000.000
4)	AR1221-C	3.158	4.415	498.3E6	2023.2E6	1000.000	1000.000
5)	AR1221-D	3.556	4.327	78731879	485.0E6	1000.000	1080.191
6)	AR1221-E	3.780	5.060	47421494	389.8E6	1000.000	1000.000
24)	AR1254-A	5.253	7.093	531.4E6	2826.3E6	1000.000	1000.000
25)	AR1254-B	5.593	7.350	1073.9E6	2970.4E6	1000.000	1000.000
26)	AR1254-C	5.953	7.858	590.5E6	2298.8E6	1000.000	1000.000
27)	AR1254-D	6.115	8.025	1037.5E6	4939.8E6	1000.000	1000.000
28)	AR1254-E	6.488	8.338	769.8E6	5375.6E6	1000.000	1000.000
29)	AR1254-F	6.738	8.854	713.8E6	3338.7E6	1000.000	1000.000
30)	AR1254-G	7.114	9.118	1082.6E6	3770.6E6	1000.000	1000.000

(f)=RT Delta > 1/2 Window (#)=Amounts differ by > 25% (m)=manual int.

Quantitation Report (QT Reviewed)

Data Path : C:\msdchem\1\DATA\rk50\
Data File : rk1848.d
Signal(s) : Signal #1: ECD1A.ch Signal #2: ECD2B.ch
Acq On : 23 Jul 2021 7:44 pm
Operator : kristis
Sample : ic50-1000
Misc : op34420,grk50,15.0,,,10,1
ALS Vial : 2 Sample Multiplier: 1

Integration File signal 1: autoint1.e
Integration File signal 2: autoint2.e
Quant Time: Jul 25 08:31:30 2021
Quant Method : C:\MSDCHEM\1\METHODS\RKPCB50.M
Quant Title :
QLast Update : Sun Jul 25 08:30:14 2021
Response via : Initial Calibration
Integrator: ChemStation

Volume Inj. : 1ul
Signal #1 Phase : ZBCLP-1 Signal #2 Phase: ZBCLP-2
Signal #1 Info : 30m X 0.32mm(.32u Signal #2 Info : 30m X 0.32 mm (.25um)

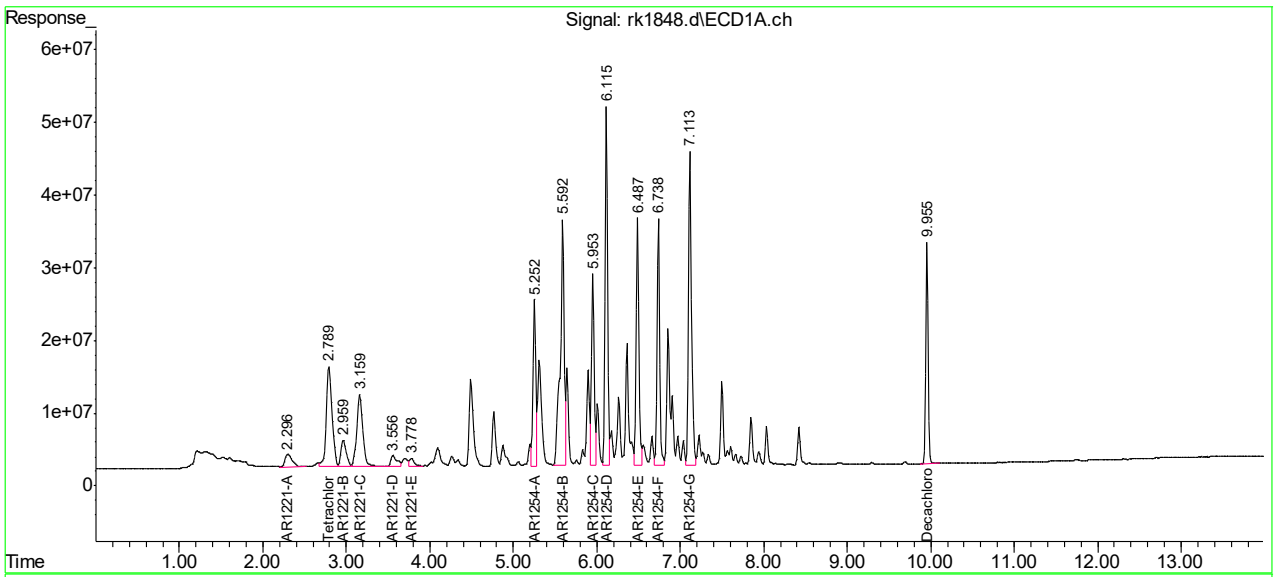

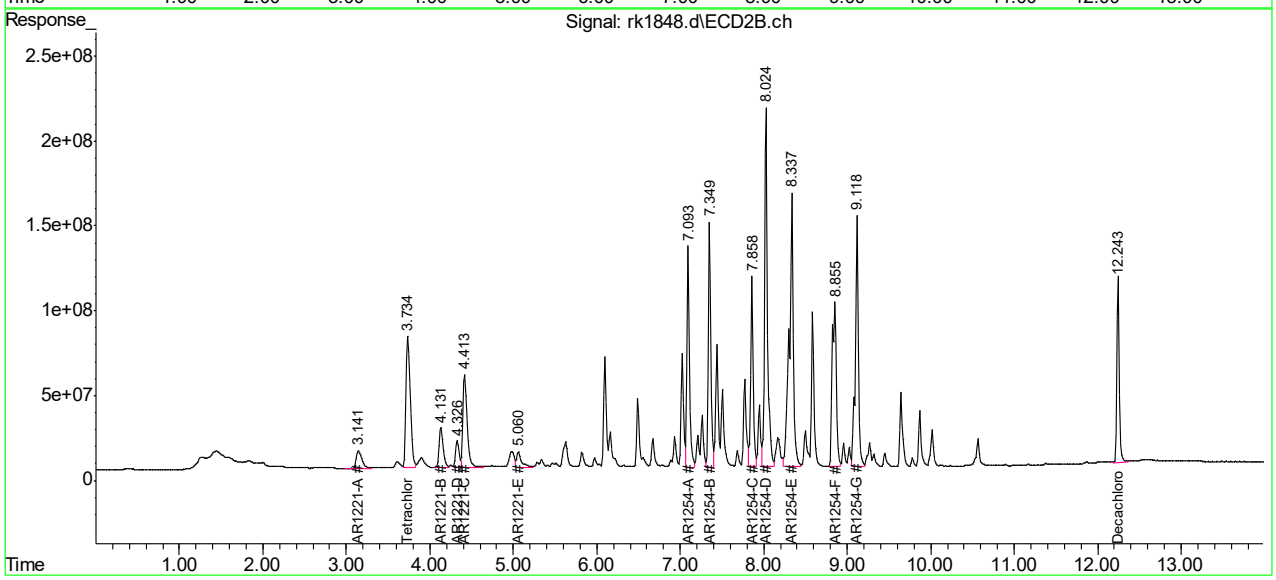

Manual Integrations APPROVED (compounds with "m" flag)
Gwendolyn Burns 07/26/21 15:58

Quantitation Report (QT Reviewed)

Data Path : C:\msdchem\1\DATA\rk50\
Data File : rk1849.d
Signal(s) : Signal #1: ECD1A.ch Signal #2: ECD2B.ch
Acq On : 23 Jul 2021 8:00 pm
Operator : kristis
Sample : ic50-1000
Misc : op34420,grk50,15.0,,,10,1
ALS Vial : 3 Sample Multiplier: 1

Integration File signal 1: autoint1.e
Integration File signal 2: autoint2.e
Quant Time: Jul 25 07:57:23 2021
Quant Method : C:\MSDCHEM\1\METHODS\RKPCB50.M
Quant Title :
QLast Update : Wed Jul 21 17:21:52 2021
Response via : Initial Calibration
Integrator: ChemStation

Volume Inj. : 1ul
Signal #1 Phase : ZBCLP-1 Signal #2 Phase: ZBCLP-2
Signal #1 Info : 30m X 0.32mm(.32u Signal #2 Info : 30m X 0.32 mm (.25um)

	Compound	RT#1	RT#2	Resp#1	Resp#2	ppb	ppb
	System Monitoring Compounds						
1) S	Tetrachlo...	2.789	3.735	628.9E6	2722.0E6	33.585	40.196
	Spiked Amount 40.000			Recovery	=	83.96%	100.49%
51) S	Decachlor...	9.954	12.244	571.0E6	2034.9E6	36.636	38.589
	Spiked Amount 40.000			Recovery	=	91.59%	96.47%
	Target Compounds						
7)	AR1232-A	3.159	4.414	379.0E6	1521.4E6	935.100	1099.775
8)	AR1232-B	3.556	4.986	267.1E6	1227.2E6	920.119	1090.309
9)	AR1232-C	4.096	5.628	576.2E6	2723.8E6	978.600	1106.197
10)	AR1232-D	4.261	5.821	217.3E6	1073.9E6	955.822	1111.409
11)	AR1232-E	4.767	6.491	211.7E6	674.7E6	926.592	1080.232
41)	AR1262-A	6.735	8.586	824.4E6	3041.5E6	1029.812	1009.539
42)	AR1262-B	7.272	9.238	1068.3E6	4215.5E6	986.317	965.976
43)	AR1262-C	7.605	9.675	979.9E6	3492.6E6	1008.970	960.436
44)	AR1262-D	8.034	10.018	2062.5E6	7865.0E6	928.165	980.891
45)	AR1262-E	8.474	10.541	2346.2E6	8961.1E6	1025.946m	1019.192m

(f)=RT Delta > 1/2 Window (#)=Amounts differ by > 25% (m)=manual int.

11.6.36 11

Quantitation Report (QT Reviewed)

Data Path : C:\msdchem\1\DATA\rk50\
Data File : rk1849.d
Signal(s) : Signal #1: ECD1A.ch Signal #2: ECD2B.ch
Acq On : 23 Jul 2021 8:00 pm
Operator : kristis
Sample : ic50-1000
Misc : op34420,grk50,15.0,,,10,1
ALS Vial : 3 Sample Multiplier: 1

Integration File signal 1: autoint1.e
Integration File signal 2: autoint2.e
Quant Time: Jul 25 07:57:23 2021
Quant Method : C:\MSDCHEM\1\METHODS\RKPCB50.M
Quant Title :
QLast Update : Wed Jul 21 17:21:52 2021
Response via : Initial Calibration
Integrator: ChemStation

Volume Inj. : 1ul
Signal #1 Phase : ZBCLP-1 Signal #2 Phase: ZBCLP-2
Signal #1 Info : 30m X 0.32mm(.32u Signal #2 Info : 30m X 0.32 mm (.25um)

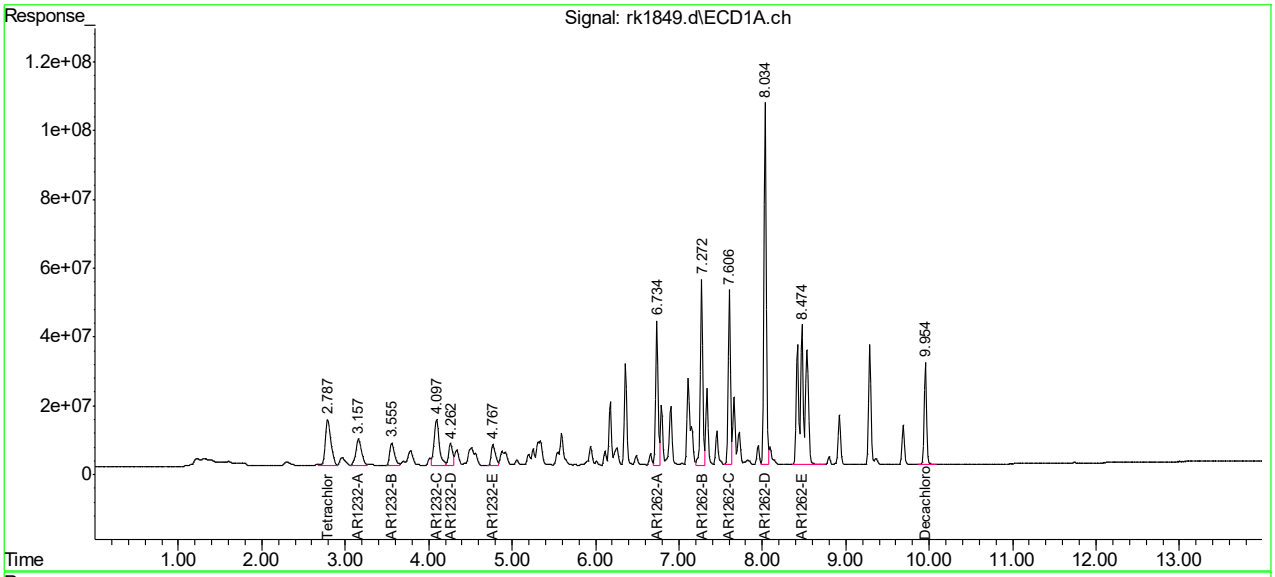

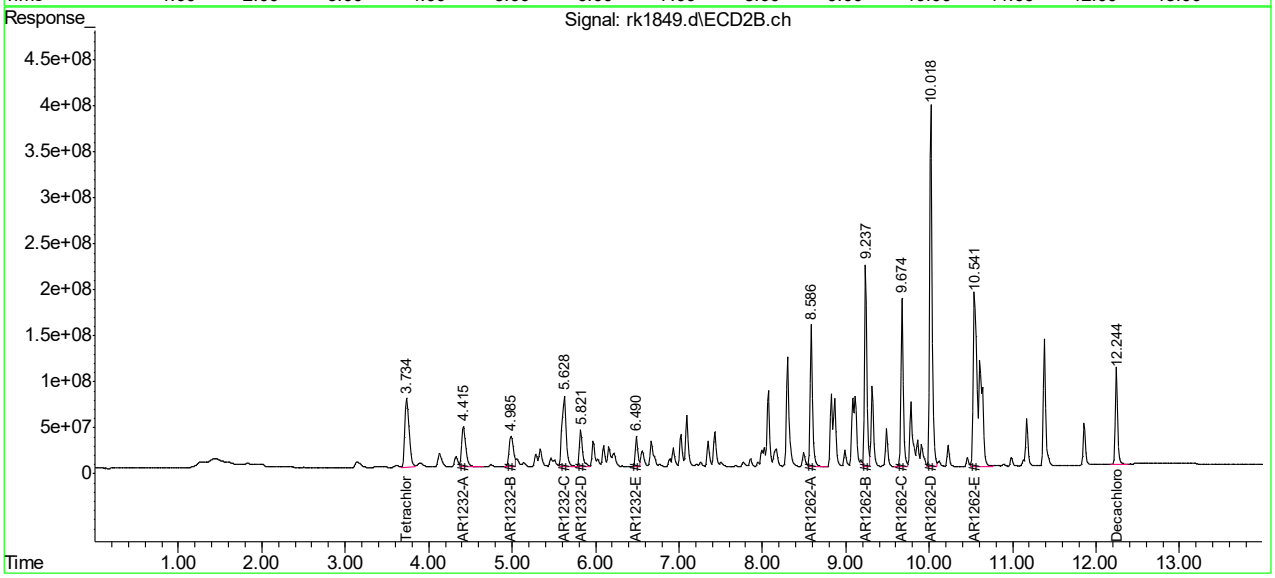

Manual Integration Approval Summary

Sample Number: GRK50-IC50
Lab FileID: RK1849.D
Injection Time: 07/23/21 20:00
Method: SW846 8082A
Analyst approved: 07/25/21 08:38 Kristi Schollenberger
Supervisor approved: 07/26/21 15:58 Gwendolyn Burns

Parameter	CAS	Sig#	R.T. (min.)	Reason
AR1262-E		1	8.47	Poor instrument integration
AR1262-E		2	10.54	Poor instrument integration

Quantitation Report (Qedit)

Data Path : C:\msdchem\1\DATA\rk50\
Data File : rk1849.d
Signal(s) : Signal #1: ECD1A.ch Signal #2: ECD2B.ch
Acq On : 23 Jul 2021 8:00 pm
Operator : kristis
Sample : ic50-1000
Misc : op34420,grk50,15.0,,,10,1
ALS Vial : 3 Sample Multiplier: 1

Integration File signal 1: autoint1.e
Integration File signal 2: autoint2.e
Quant Time: Jul 23 20:15:00 2021
Quant Method : C:\MSDCHEM\1\METHODS\RKPCB50.M
Quant Title :
QLast Update : Wed Jul 21 17:21:52 2021
Response via : Initial Calibration
Integrator: ChemStation

Volume Inj. : 1ul
Signal #1 Phase : ZBCLP-1 Signal #2 Phase: ZBCLP-2
Signal #1 Info : 30m X 0.32mm(.32u Signal #2 Info : 30m X 0.32 mm (.25um)

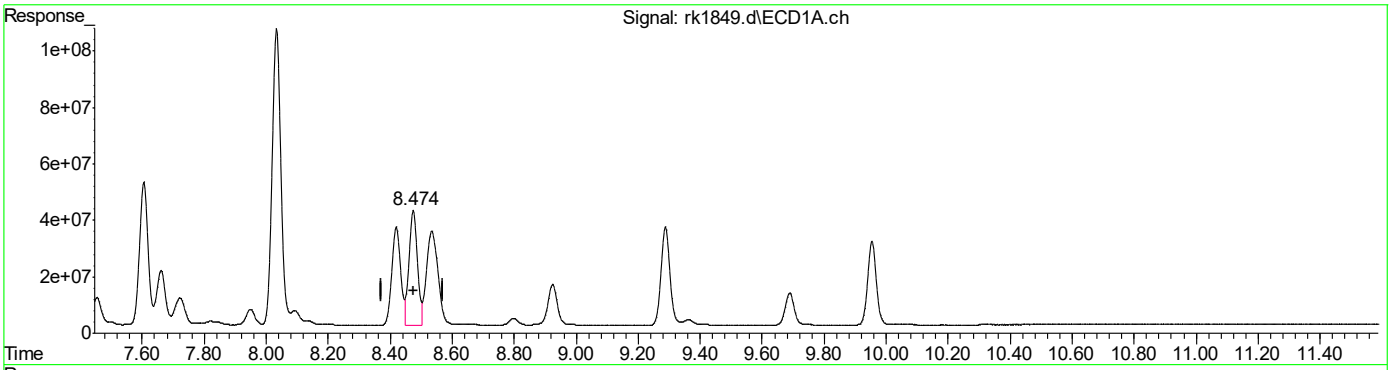

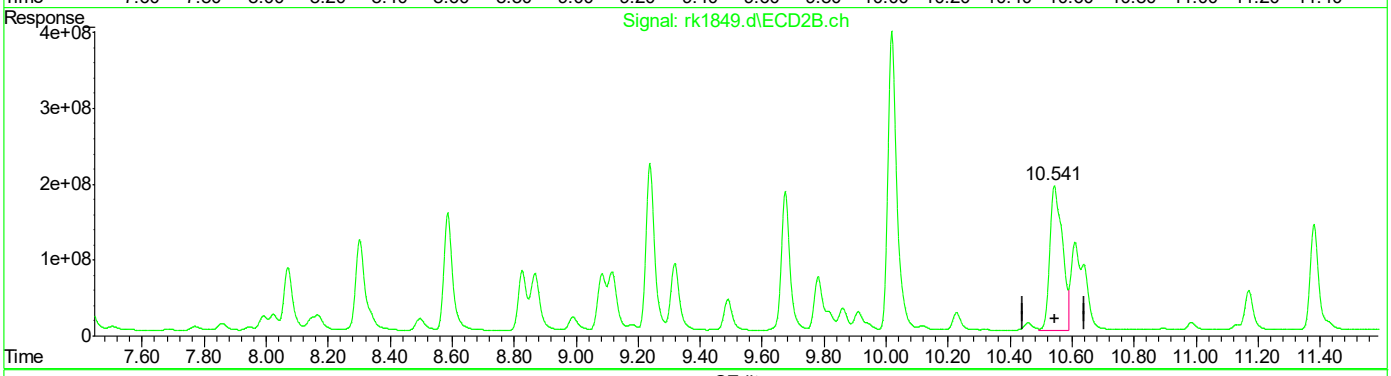

QEdit

(45) AR1262-E
8.475min 343.074 PPB
response 784569010

(45) AR1262-E #2
10.543min 600.878 PPB
response 5283123600

(+) = Expected Retention Time
RKPCB50.M Sun Jul 25 07:57:04 2021 Page: 1

Quantitation Report (Qedit)

Data Path : C:\msdchem\1\DATA\rk50\
Data File : rk1849.d
Signal(s) : Signal #1: ECD1A.ch Signal #2: ECD2B.ch
Acq On : 23 Jul 2021 8:00 pm
Operator : kristis
Sample : ic50-1000
Misc : op34420,grk50,15.0,,,10,1
ALS Vial : 3 Sample Multiplier: 1

Integration File signal 1: autoint1.e
Integration File signal 2: autoint2.e
Quant Time: Jul 23 20:15:00 2021
Quant Method : C:\MSDCHEM\1\METHODS\RKPCB50.M
Quant Title :
QLast Update : Wed Jul 21 17:21:52 2021
Response via : Initial Calibration
Integrator: ChemStation

Volume Inj. : 1ul
Signal #1 Phase : ZBCLP-1 Signal #2 Phase: ZBCLP-2
Signal #1 Info : 30m X 0.32mm(.32u Signal #2 Info : 30m X 0.32 mm (.25um)

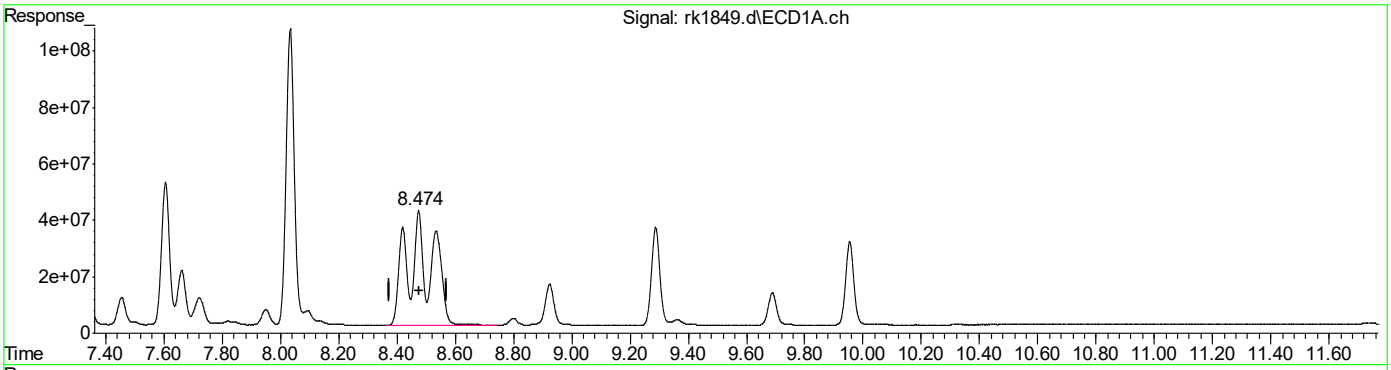

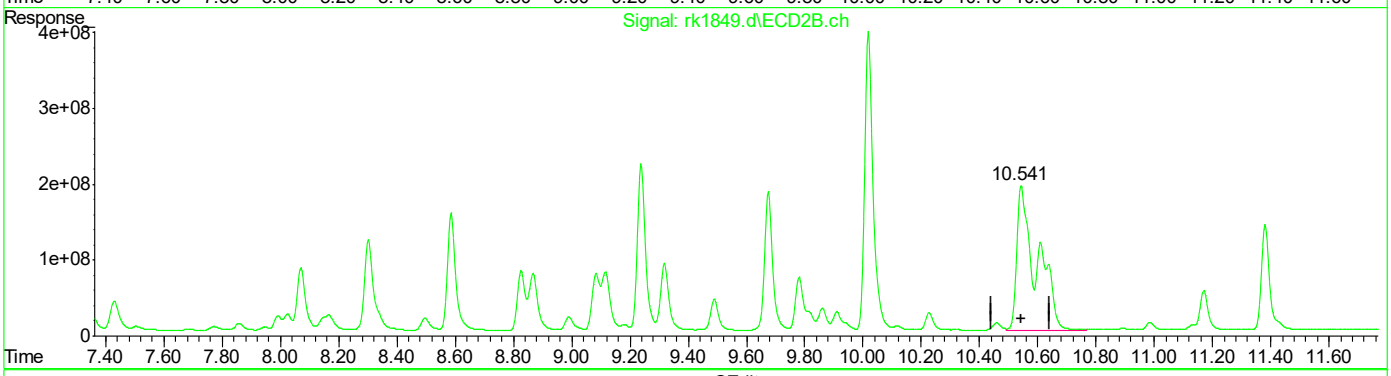

QEdit

(45) AR1262-E
8.474min 1025.946 PPB m
response 2346215607

(45) AR1262-E #2
10.541min 1019.192 PPB m
response 8961076512

(+) = Expected Retention Time
RKPCB50.M Sun Jul 25 07:57:27 2021 Page: 1

Manual Integrations APPROVED (compounds with "m" flag)
Gwendolyn Burns 07/26/21 15:58

Quantitation Report (QT Reviewed)

Data Path : C:\msdchem\1\DATA\rk50\
Data File : rk1850.d
Signal(s) : Signal #1: ECD1A.ch Signal #2: ECD2B.ch
Acq On : 23 Jul 2021 8:17 pm
Operator : kristis
Sample : ic50-1000
Misc : op34420,grk50,15.0,,,10,1
ALS Vial : 4 Sample Multiplier: 1

Integration File signal 1: autoint1.e
Integration File signal 2: autoint2.e
Quant Time: Jul 25 07:58:23 2021
Quant Method : C:\MSDCHEM\1\METHODS\RKPCB50.M
Quant Title :
QLast Update : Wed Jul 21 17:21:52 2021
Response via : Initial Calibration
Integrator: ChemStation

Volume Inj. : 1ul
Signal #1 Phase : ZBCLP-1 Signal #2 Phase: ZBCLP-2
Signal #1 Info : 30m X 0.32mm(.32u Signal #2 Info : 30m X 0.32 mm (.25um)

	Compound	RT#1	RT#2	Resp#1	Resp#2	ppb	ppb
	System Monitoring Compounds						
1) S	Tetrachlo...	2.794	3.737	613.4E6	2753.6E6	32.757	40.663
	Spiked Amount 40.000			Recovery	=	81.89%	101.66%
51) S	Decachlor...	9.956	12.244	1720.3E6	5954.9E6	110.382	112.925
	Spiked Amount 40.000			Recovery	=	275.95%	282.31%
	Target Compounds						
12)	AR1242-A	3.558	4.989	453.9E6	2300.7E6	954.725	1105.856
13)	AR1242-B	4.096	5.628	1052.6E6	4884.9E6	1011.534	1101.591
14)	AR1242-C	4.262	5.823	394.8E6	1942.8E6	988.670	1116.443
15)	AR1242-D	4.513	6.492	620.3E6	1385.8E6	950.558m	1116.317
16)	AR1242-E	4.768	7.095	425.7E6	1854.3E6	969.222	1106.306
46)	AR1268-A	8.475	10.543	2253.7E6	8743.2E6	1047.883	1003.821
47)	AR1268-B	8.529	10.610	2228.2E6	8966.9E6	974.719	966.146
48)	AR1268-C	8.800	10.986	1818.1E6	7199.8E6	1009.483	991.672
49)	AR1268-D	9.289	11.381	786.6E6	2867.7E6	1075.890	907.104
50)	AR1268-E	9.689	11.861	5764.0E6	20450.4E6	1033.068	1012.111

(f)=RT Delta > 1/2 Window (#)=Amounts differ by > 25% (m)=manual int.

11.6.37 11

Quantitation Report (QT Reviewed)

Data Path : C:\msdchem\1\DATA\rk50\
Data File : rk1850.d
Signal(s) : Signal #1: ECD1A.ch Signal #2: ECD2B.ch
Acq On : 23 Jul 2021 8:17 pm
Operator : kristis
Sample : ic50-1000
Misc : op34420,grk50,15.0,,,10,1
ALS Vial : 4 Sample Multiplier: 1

Integration File signal 1: autoint1.e
Integration File signal 2: autoint2.e
Quant Time: Jul 25 07:58:23 2021
Quant Method : C:\MSDCHEM\1\METHODS\RKPCB50.M
Quant Title :
QLast Update : Wed Jul 21 17:21:52 2021
Response via : Initial Calibration
Integrator: ChemStation

Volume Inj. : 1ul
Signal #1 Phase : ZBCLP-1 Signal #2 Phase: ZBCLP-2
Signal #1 Info : 30m X 0.32mm(.32u Signal #2 Info : 30m X 0.32 mm (.25um)

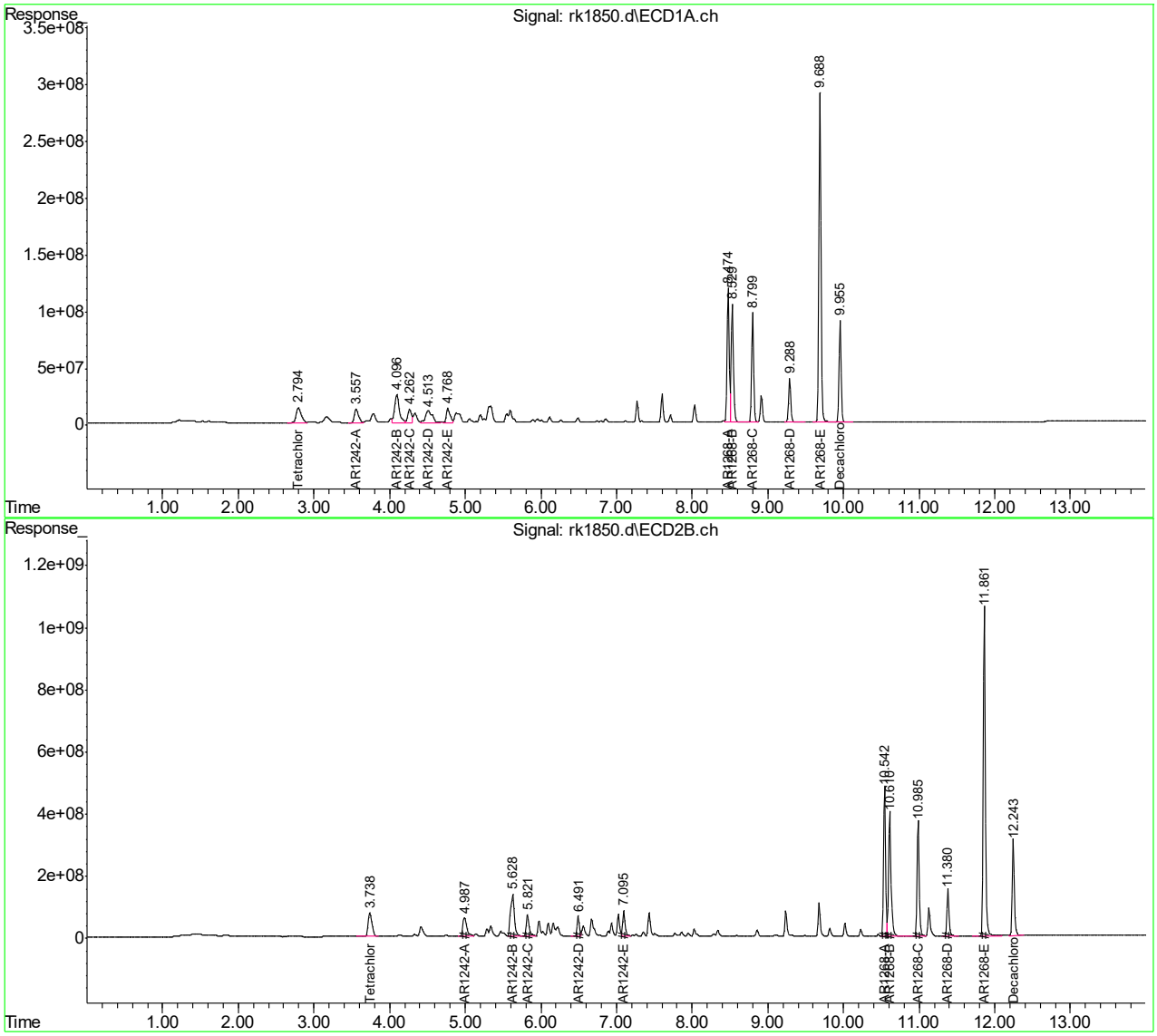

Manual Integration Approval Summary

Sample Number: GRK50-IC50
Lab FileID: RK1850.D
Injection Time: 07/23/21 20:17
Method: SW846 8082A
Analyst approved: 07/25/21 08:38 Kristi Schollenberger
Supervisor approved: 07/26/21 15:58 Gwendolyn Burns

Parameter	CAS	Sig#	R.T. (min.)	Reason
AR1242-D		1	4.51	Poor instrument integration

Quantitation Report (Qedit)

Data Path : C:\msdchem\1\DATA\rk50\
Data File : rk1850.d
Signal(s) : Signal #1: ECD1A.ch Signal #2: ECD2B.ch
Acq On : 23 Jul 2021 8:17 pm
Operator : kristis
Sample : ic50-1000
Misc : op34420,grk50,15.0,,,10,1
ALS Vial : 4 Sample Multiplier: 1

Integration File signal 1: autoint1.e
Integration File signal 2: autoint2.e
Quant Time: Jul 23 20:31:25 2021
Quant Method : C:\MSDCHEM\1\METHODS\RKPCB50.M
Quant Title :
QLast Update : Wed Jul 21 17:21:52 2021
Response via : Initial Calibration
Integrator: ChemStation

Volume Inj. : 1ul
Signal #1 Phase : ZBCLP-1 Signal #2 Phase: ZBCLP-2
Signal #1 Info : 30m X 0.32mm(.32u Signal #2 Info : 30m X 0.32 mm (.25um)

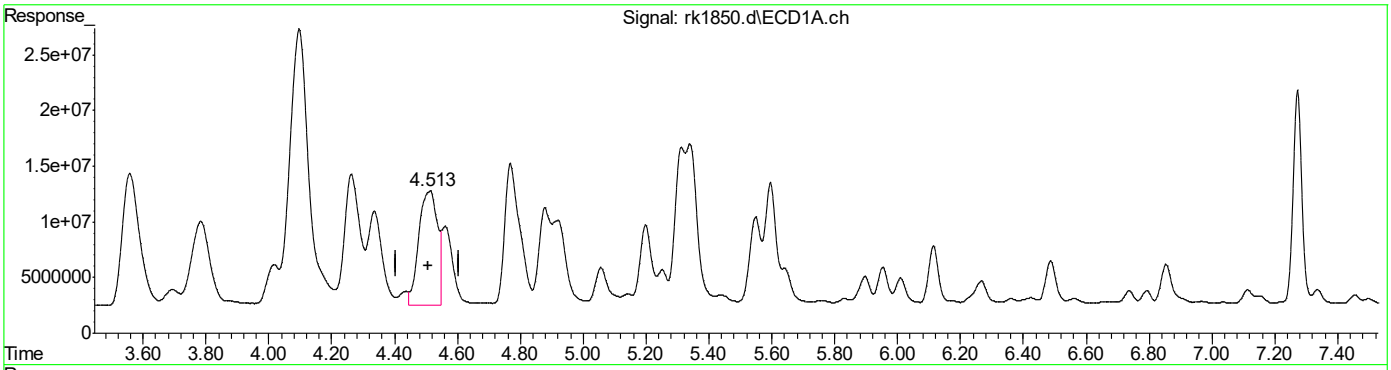

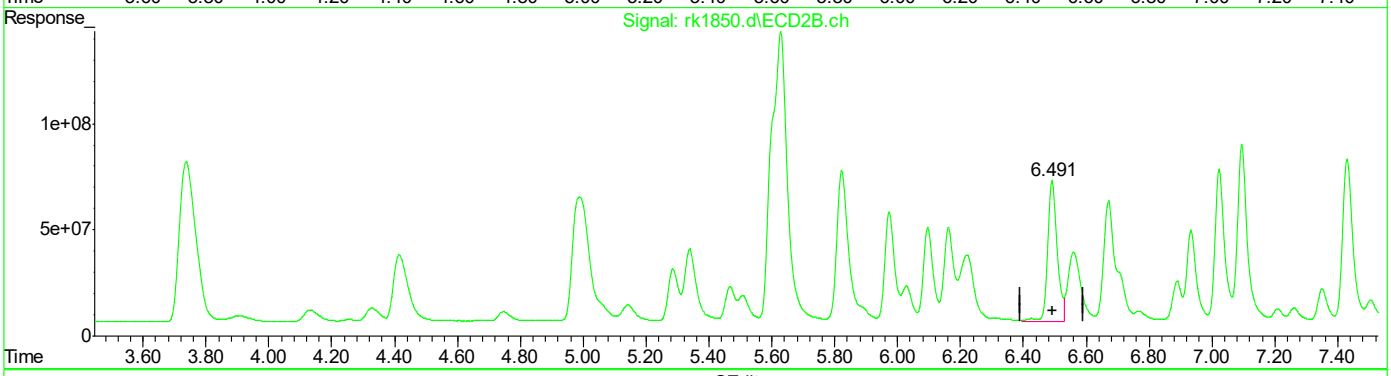

QEdit

(15) AR1242-D
4.512min 637.339 PPB
response 415935251

(15) AR1242-D #2
6.492min 1116.317 PPB
response 1385771640

(+) = Expected Retention Time
RKPCB50.M Sun Jul 25 07:58:05 2021 Page: 1

11.6.37.2

Quantitation Report (Qedit)

Data Path : C:\msdchem\1\DATA\rk50\
Data File : rk1850.d
Signal(s) : Signal #1: ECD1A.ch Signal #2: ECD2B.ch
Acq On : 23 Jul 2021 8:17 pm
Operator : kristis
Sample : ic50-1000
Misc : op34420,grk50,15.0,,,10,1
ALS Vial : 4 Sample Multiplier: 1

Integration File signal 1: autoint1.e
Integration File signal 2: autoint2.e
Quant Time: Jul 23 20:31:25 2021
Quant Method : C:\MSDCHEM\1\METHODS\RKPCB50.M
Quant Title :
QLast Update : Wed Jul 21 17:21:52 2021
Response via : Initial Calibration
Integrator: ChemStation

Volume Inj. : 1ul
Signal #1 Phase : ZBCLP-1 Signal #2 Phase: ZBCLP-2
Signal #1 Info : 30m X 0.32mm(.32u Signal #2 Info : 30m X 0.32 mm (.25um)

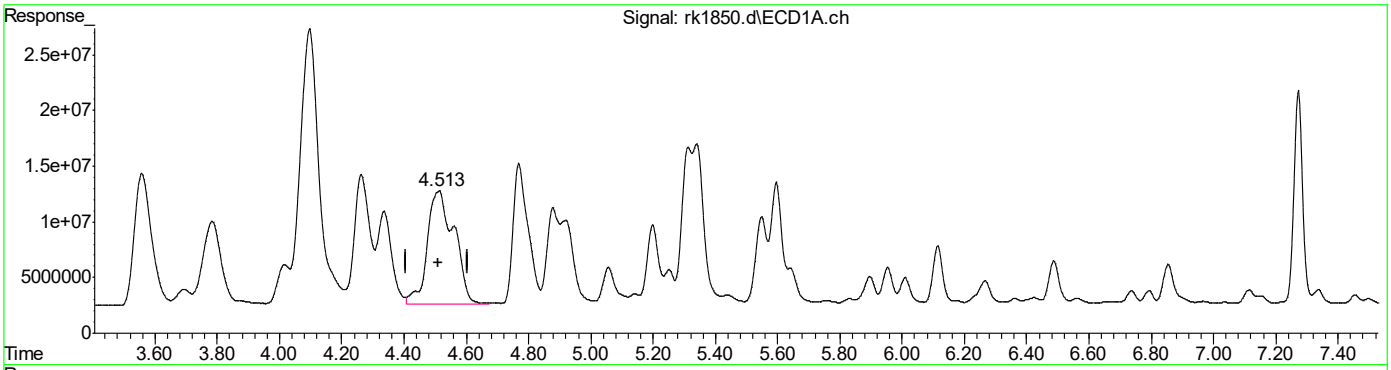

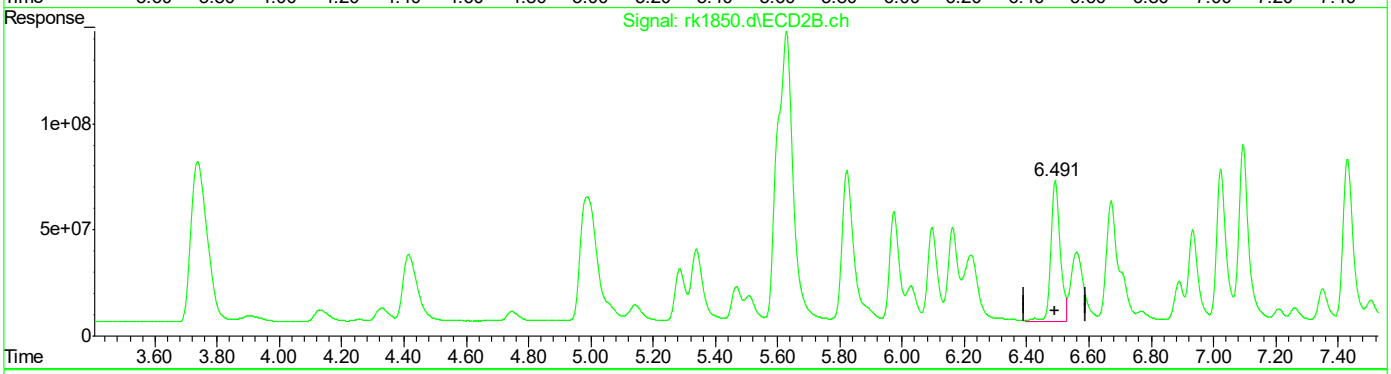

QEdit

(15) AR1242-D
4.513min 950.558 PPB m
response 620346115

(15) AR1242-D #2
6.492min 1116.317 PPB
response 1385771640

(+) = Expected Retention Time
RKPCB50.M Sun Jul 25 07:58:27 2021 Page: 1

Manual Integrations APPROVED (compounds with "m" flag)
Gwendolyn Burns 07/26/21 15:58

Quantitation Report (QT Reviewed)

Data Path : C:\msdchem\1\DATA\rk50\
Data File : rk1851.d
Signal(s) : Signal #1: ECD1A.ch Signal #2: ECD2B.ch
Acq On : 23 Jul 2021 8:33 pm
Operator : kristis
Sample : ic50-1000
Misc : op34420,grk50,15.0,,,10,1
ALS Vial : 5 Sample Multiplier: 1

Integration File signal 1: autoint1.e
Integration File signal 2: autoint2.e
Quant Time: Jul 25 08:00:49 2021
Quant Method : C:\MSDCHEM\1\METHODS\RKPCB50.M
Quant Title :
QLast Update : Wed Jul 21 17:21:52 2021
Response via : Initial Calibration
Integrator: ChemStation

Volume Inj. : 1ul
Signal #1 Phase : ZBCLP-1 Signal #2 Phase: ZBCLP-2
Signal #1 Info : 30m X 0.32mm(.32u Signal #2 Info : 30m X 0.32 mm (.25um)

	Compound	RT#1	RT#2	Resp#1	Resp#2	ppb	ppb
	System Monitoring Compounds						
1) S	Tetrachlo...	2.793	3.736	600.1E6	2745.1E6	32.048	40.537 #
	Spiked Amount 40.000			Recovery	=	80.12%	101.34%
51) S	Decachlor...	9.955	12.244	573.2E6	1998.4E6	36.777	37.897
	Spiked Amount 40.000			Recovery	=	91.94%	94.74%
	Target Compounds						
17)	AR1248-A	3.555	4.983	232.2E6	1117.3E6	926.559	1070.725
18)	AR1248-B	4.094	5.626	692.0E6	3107.4E6	998.746	1098.894
19)	AR1248-C	4.498	6.097	945.9E6	1668.6E6	930.566m	1077.864
20)	AR1248-D	4.768	6.492	645.6E6	2129.8E6	977.014	1087.683
21)	AR1248-E	4.876	6.671	592.9E6	2395.4E6	948.667m	1079.638
22)	AR1248-F	5.310	7.094	1113.6E6	3103.6E6	972.887m	1092.527
23)	AR1248-G	5.594	7.431	932.8E6	2746.7E6	1258.425m	1090.617

(f)=RT Delta > 1/2 Window (#)=Amounts differ by > 25% (m)=manual int.

11.6.38 11

Quantitation Report (QT Reviewed)

Data Path : C:\msdchem\1\DATA\rk50\
Data File : rk1851.d
Signal(s) : Signal #1: ECD1A.ch Signal #2: ECD2B.ch
Acq On : 23 Jul 2021 8:33 pm
Operator : kristis
Sample : ic50-1000
Misc : op34420,grk50,15.0,,,10,1
ALS Vial : 5 Sample Multiplier: 1

Integration File signal 1: autoint1.e
Integration File signal 2: autoint2.e
Quant Time: Jul 25 08:00:49 2021
Quant Method : C:\MSDCHEM\1\METHODS\RKPCB50.M
Quant Title :
QLast Update : Wed Jul 21 17:21:52 2021
Response via : Initial Calibration
Integrator: ChemStation

Volume Inj. : 1ul
Signal #1 Phase : ZBCLP-1 Signal #2 Phase: ZBCLP-2
Signal #1 Info : 30m X 0.32mm(.32u Signal #2 Info : 30m X 0.32 mm (.25um)

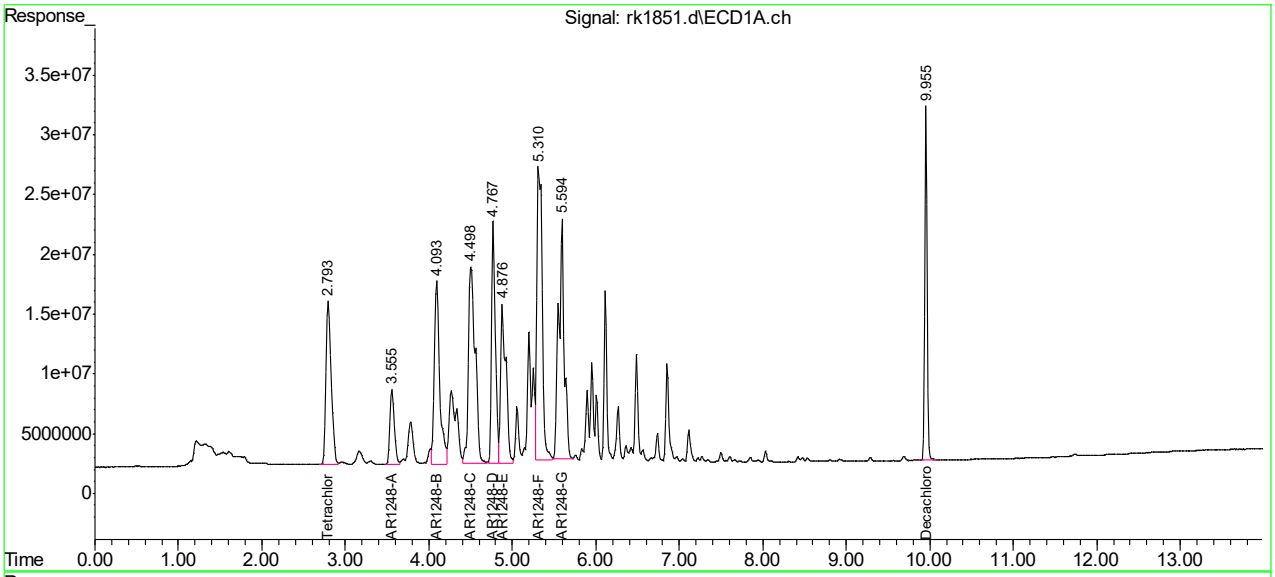

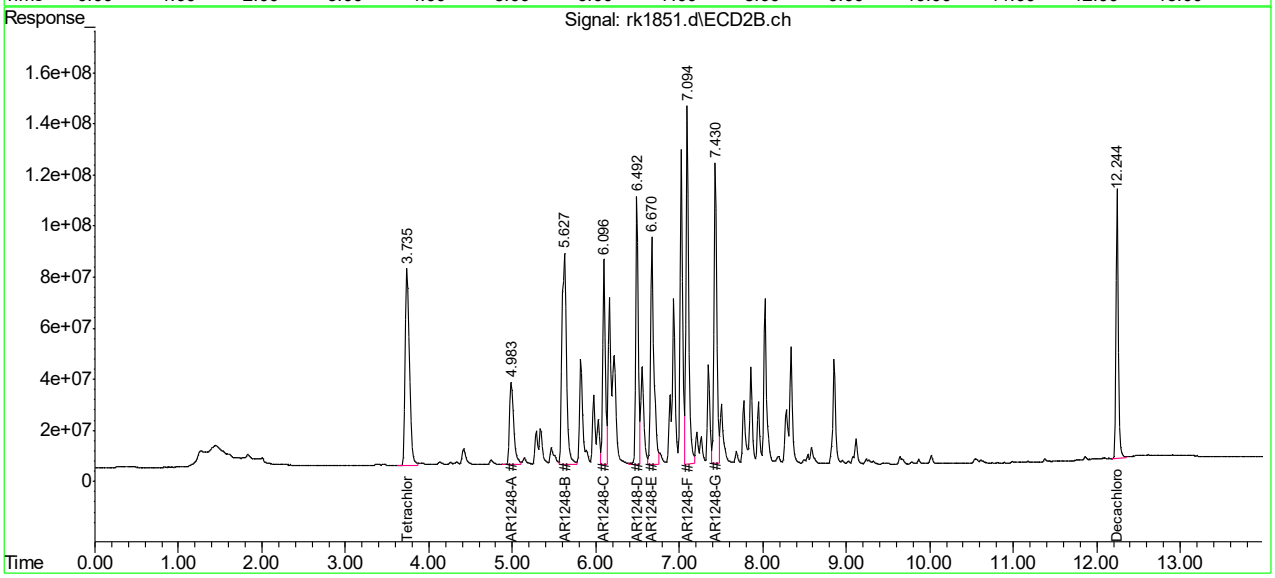

Manual Integration Approval Summary

Sample Number: GRK50-IC50
Lab FileID: RK1851.D
Injection Time: 07/23/21 20:33
Method: SW846 8082A
Analyst approved: 07/25/21 08:38 Kristi Schollenberger
Supervisor approved: 07/26/21 15:58 Gwendolyn Burns

Parameter	CAS	Sig#	R.T. (min.)	Reason
AR1248-C		1	4.50	Poor instrument integration
AR1248-E		1	4.88	Poor instrument integration
AR1248-F		1	5.31	Poor instrument integration
Ar1248-G		1	5.59	Poor instrument integration

Quantitation Report (Qedit)

Data Path : C:\msdchem\1\DATA\rk50\
Data File : rk1851.d
Signal(s) : Signal #1: ECD1A.ch Signal #2: ECD2B.ch
Acq On : 23 Jul 2021 8:33 pm
Operator : kristis
Sample : ic50-1000
Misc : op34420,grk50,15.0,,,10,1
ALS Vial : 5 Sample Multiplier: 1

Integration File signal 1: autoint1.e
Integration File signal 2: autoint2.e
Quant Time: Jul 23 20:47:53 2021
Quant Method : C:\MSDCHEM\1\METHODS\RKPCB50.M
Quant Title :
QLast Update : Wed Jul 21 17:21:52 2021
Response via : Initial Calibration
Integrator: ChemStation

Volume Inj. : 1ul
Signal #1 Phase : ZBCLP-1 Signal #2 Phase: ZBCLP-2
Signal #1 Info : 30m X 0.32mm(.32u Signal #2 Info : 30m X 0.32 mm (.25um)

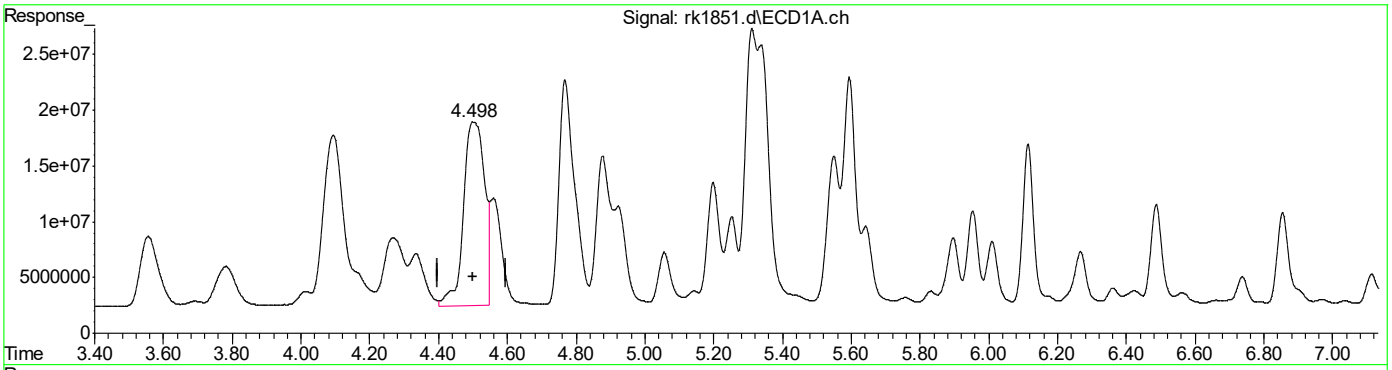

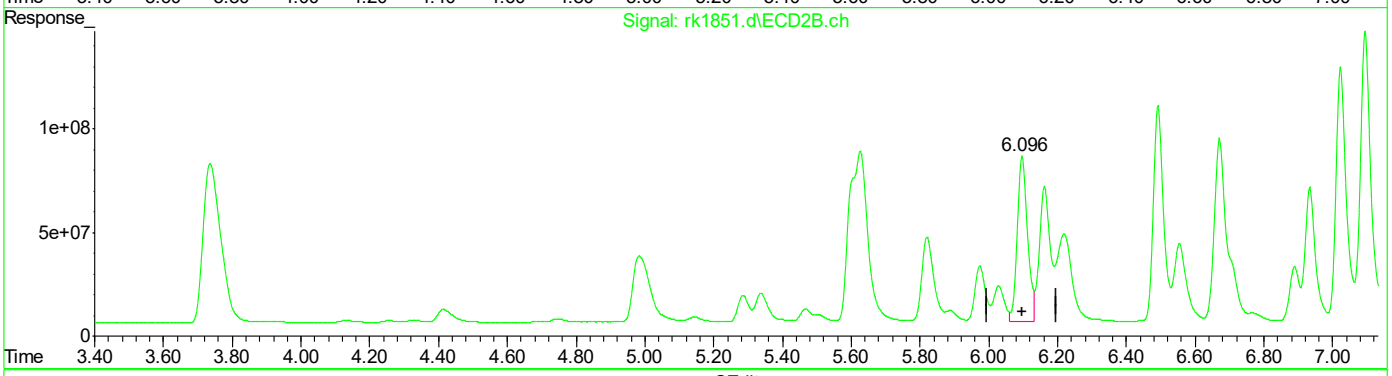

QEdit

(19) AR1248-C
4.501min 695.355 PPB
response 706787665

(19) AR1248-C #2
6.097min 1077.864 PPB
response 1668552242

(+) = Expected Retention Time
RKPCB50.M Sun Jul 25 07:59:24 2021 Page: 1

Quantitation Report (Qedit)

Data Path : C:\msdchem\1\DATA\rk50\
Data File : rk1851.d
Signal(s) : Signal #1: ECD1A.ch Signal #2: ECD2B.ch
Acq On : 23 Jul 2021 8:33 pm
Operator : kristis
Sample : ic50-1000
Misc : op34420,grk50,15.0,,,10,1
ALS Vial : 5 Sample Multiplier: 1

Integration File signal 1: autoint1.e
Integration File signal 2: autoint2.e
Quant Time: Jul 23 20:47:53 2021
Quant Method : C:\MSDCHEM\1\METHODS\RKPCB50.M
Quant Title :
QLast Update : Wed Jul 21 17:21:52 2021
Response via : Initial Calibration
Integrator: ChemStation

Volume Inj. : 1ul
Signal #1 Phase : ZBCLP-1 Signal #2 Phase: ZBCLP-2
Signal #1 Info : 30m X 0.32mm(.32u Signal #2 Info : 30m X 0.32 mm (.25um)

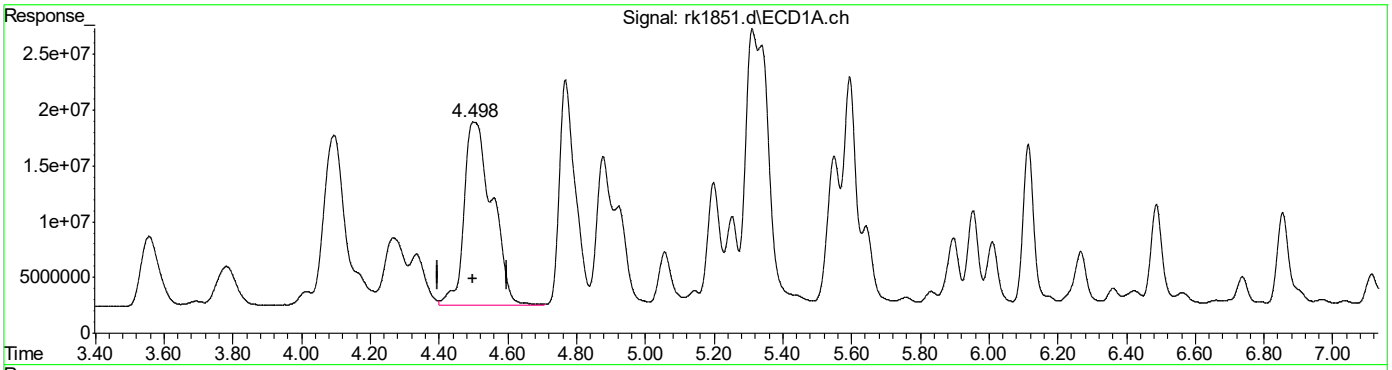

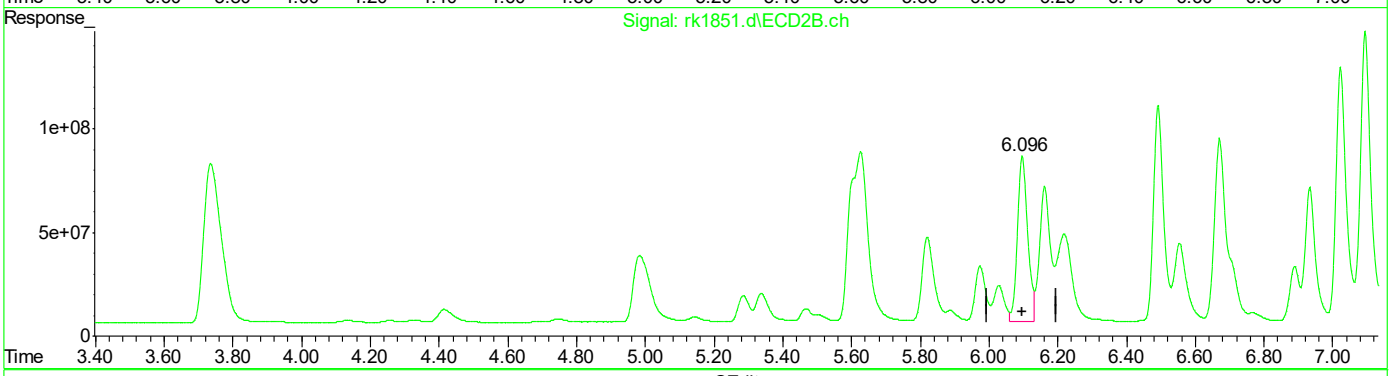

QEdit

(19) AR1248-C
4.498min 930.566 PPB m
response 945866680

(19) AR1248-C #2
6.097min 1077.864 PPB
response 1668552242

(+) = Expected Retention Time
RKPCB50.M Sun Jul 25 07:59:35 2021 Page: 1

Quantitation Report (Qedit)

Data Path : C:\msdchem\1\DATA\rk50\
Data File : rk1851.d
Signal(s) : Signal #1: ECD1A.ch Signal #2: ECD2B.ch
Acq On : 23 Jul 2021 8:33 pm
Operator : kristis
Sample : ic50-1000
Misc : op34420,grk50,15.0,,,10,1
ALS Vial : 5 Sample Multiplier: 1

Integration File signal 1: autoint1.e
Integration File signal 2: autoint2.e
Quant Time: Jul 23 20:47:53 2021
Quant Method : C:\MSDCHEM\1\METHODS\RKPCB50.M
Quant Title :
QLast Update : Wed Jul 21 17:21:52 2021
Response via : Initial Calibration
Integrator: ChemStation

Volume Inj. : 1ul
Signal #1 Phase : ZBCLP-1 Signal #2 Phase: ZBCLP-2
Signal #1 Info : 30m X 0.32mm(.32u Signal #2 Info : 30m X 0.32 mm (.25um)

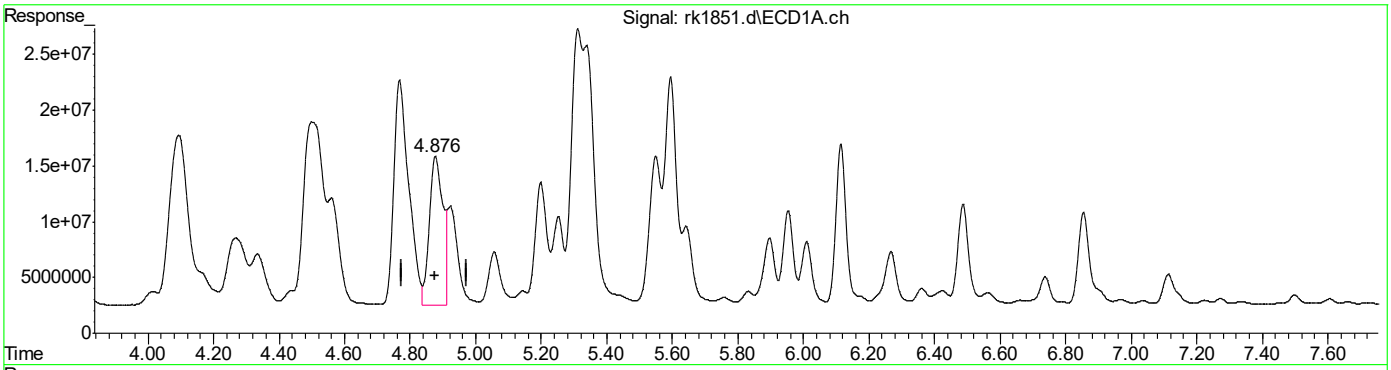

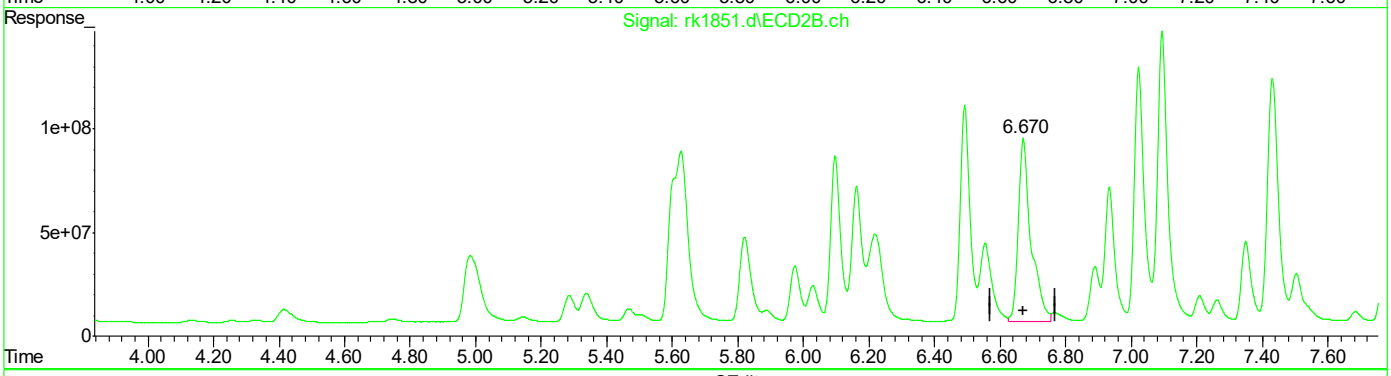

QEdit

(21) AR1248-E
4.877min 605.680 PPB
response 378530275

(21) AR1248-E #2
6.671min 1079.638 PPB
response 2395400066

(+) = Expected Retention Time
RKPCB50.M Sun Jul 25 07:59:44 2021 Page: 1

Quantitation Report (Qedit)

Data Path : C:\msdchem\1\DATA\rk50\
Data File : rk1851.d
Signal(s) : Signal #1: ECD1A.ch Signal #2: ECD2B.ch
Acq On : 23 Jul 2021 8:33 pm
Operator : kristis
Sample : ic50-1000
Misc : op34420,grk50,15.0,,,10,1
ALS Vial : 5 Sample Multiplier: 1

Integration File signal 1: autoint1.e
Integration File signal 2: autoint2.e
Quant Time: Jul 23 20:47:53 2021
Quant Method : C:\MSDCHEM\1\METHODS\RKPCB50.M
Quant Title :
QLast Update : Wed Jul 21 17:21:52 2021
Response via : Initial Calibration
Integrator: ChemStation

Volume Inj. : 1ul
Signal #1 Phase : ZBCLP-1 Signal #2 Phase: ZBCLP-2
Signal #1 Info : 30m X 0.32mm(.32u Signal #2 Info : 30m X 0.32 mm (.25um)

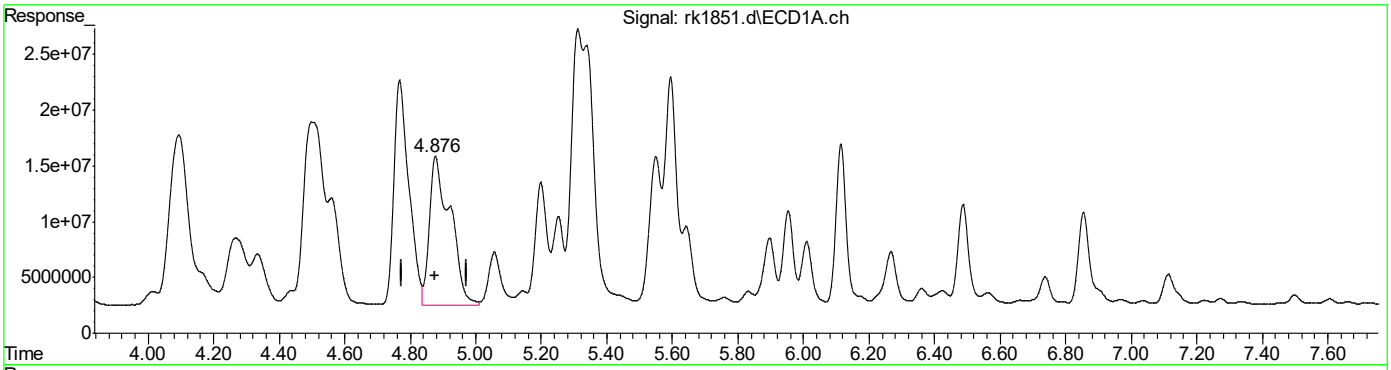

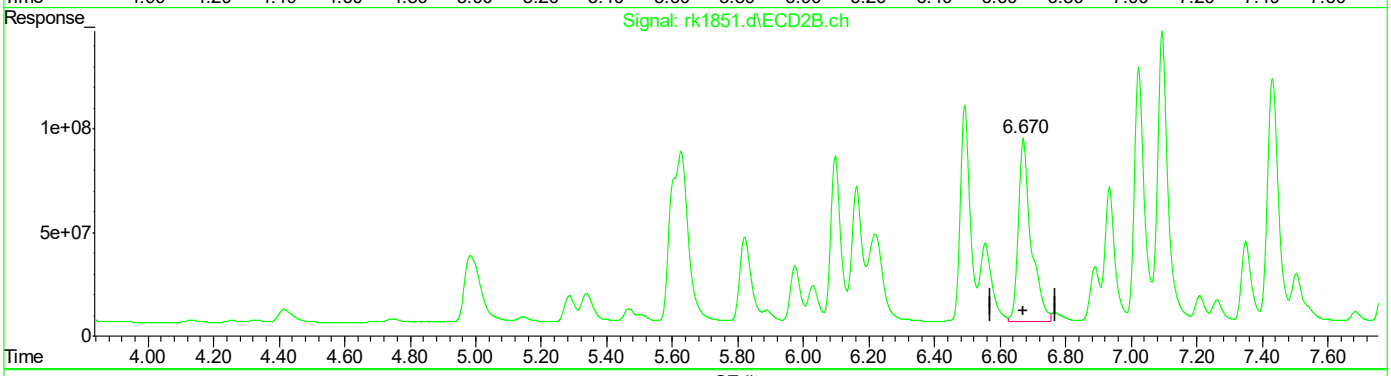

QEdit

(21) AR1248-E
4.876min 948.667 PPB m
response 592886288

(21) AR1248-E #2
6.671min 1079.638 PPB
response 2395400066

(+) = Expected Retention Time
RKPCB50.M Sun Jul 25 08:00:04 2021 Page: 1

Quantitation Report (Qedit)

Data Path : C:\msdchem\1\DATA\rk50\
Data File : rk1851.d
Signal(s) : Signal #1: ECD1A.ch Signal #2: ECD2B.ch
Acq On : 23 Jul 2021 8:33 pm
Operator : kristis
Sample : ic50-1000
Misc : op34420,grk50,15.0,,,10,1
ALS Vial : 5 Sample Multiplier: 1

Integration File signal 1: autoint1.e
Integration File signal 2: autoint2.e
Quant Time: Jul 23 20:47:53 2021
Quant Method : C:\MSDCHEM\1\METHODS\RKPCB50.M
Quant Title :
QLast Update : Wed Jul 21 17:21:52 2021
Response via : Initial Calibration
Integrator: ChemStation

Volume Inj. : 1ul
Signal #1 Phase : ZBCLP-1 Signal #2 Phase: ZBCLP-2
Signal #1 Info : 30m X 0.32mm(.32u Signal #2 Info : 30m X 0.32 mm (.25um)

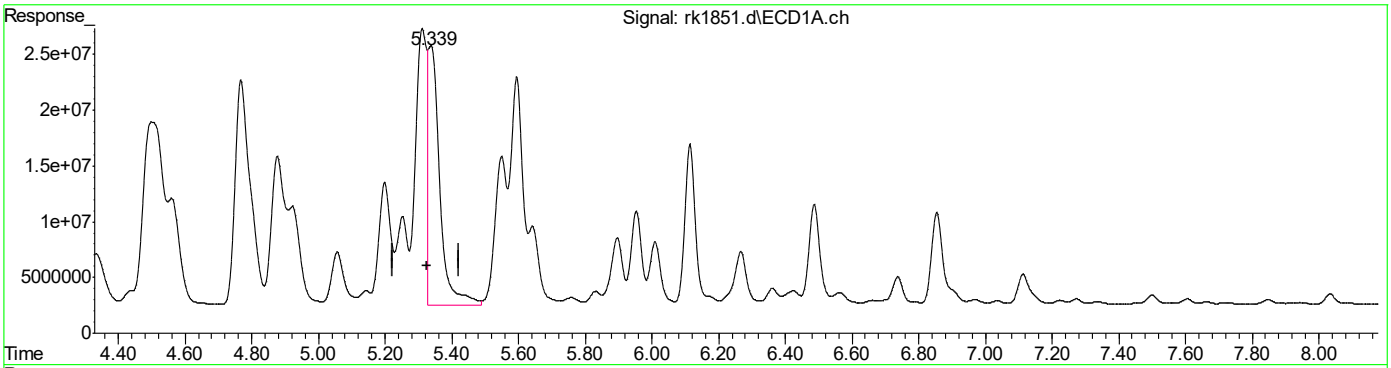

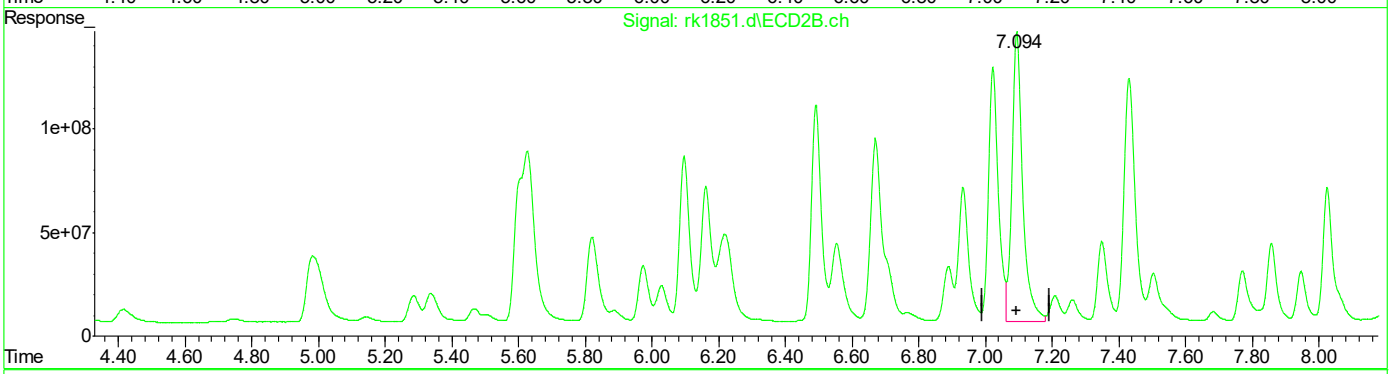

QEdit

(22) AR1248-F
5.337min 488.608 PPB
response 559292143

(22) AR1248-F #2
7.094min 1092.527 PPB
response 3103628620

(+) = Expected Retention Time
RKPCB50.M Sun Jul 25 08:00:11 2021 Page: 1

11.6.38.6

Quantitation Report (Qedit)

Data Path : C:\msdchem\1\DATA\rk50\
Data File : rk1851.d
Signal(s) : Signal #1: ECD1A.ch Signal #2: ECD2B.ch
Acq On : 23 Jul 2021 8:33 pm
Operator : kristis
Sample : ic50-1000
Misc : op34420,grk50,15.0,,,10,1
ALS Vial : 5 Sample Multiplier: 1

Integration File signal 1: autoint1.e
Integration File signal 2: autoint2.e
Quant Time: Jul 23 20:47:53 2021
Quant Method : C:\MSDCHEM\1\METHODS\RKPCB50.M
Quant Title :
QLast Update : Wed Jul 21 17:21:52 2021
Response via : Initial Calibration
Integrator: ChemStation

Volume Inj. : 1ul
Signal #1 Phase : ZBCLP-1 Signal #2 Phase: ZBCLP-2
Signal #1 Info : 30m X 0.32mm(.32u Signal #2 Info : 30m X 0.32 mm (.25um)

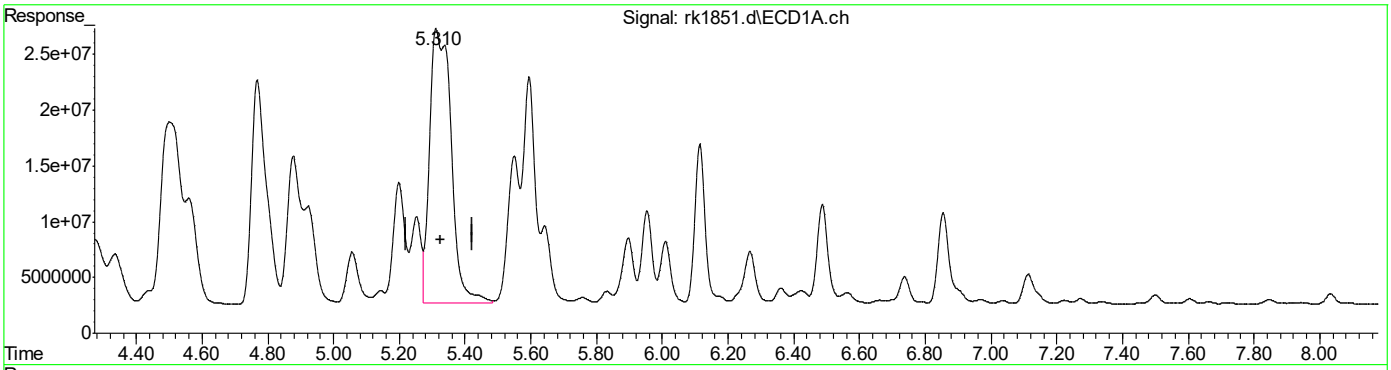

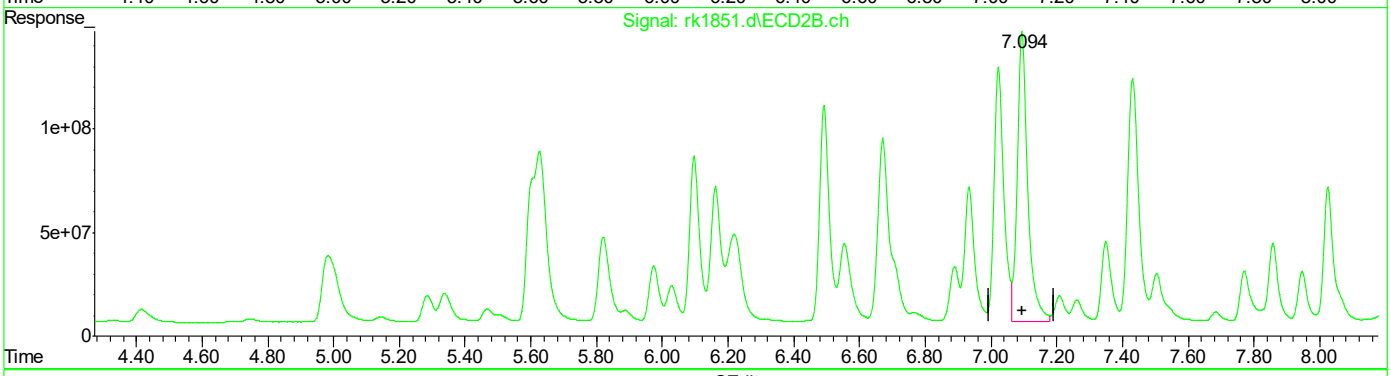

QEdit

(22) AR1248-F
5.310min 972.887 PPB m
response 1113627933

(22) AR1248-F #2
7.094min 1092.527 PPB
response 3103628620

(+) = Expected Retention Time
RKPCB50.M Sun Jul 25 08:00:31 2021 Page: 1

Quantitation Report (Qedit)

Data Path : C:\msdchem\1\DATA\rk50\
Data File : rk1851.d
Signal(s) : Signal #1: ECD1A.ch Signal #2: ECD2B.ch
Acq On : 23 Jul 2021 8:33 pm
Operator : kristis
Sample : ic50-1000
Misc : op34420,grk50,15.0,,,10,1
ALS Vial : 5 Sample Multiplier: 1

Integration File signal 1: autoint1.e
Integration File signal 2: autoint2.e
Quant Time: Jul 23 20:47:53 2021
Quant Method : C:\MSDCHEM\1\METHODS\RKPCB50.M
Quant Title :
QLast Update : Wed Jul 21 17:21:52 2021
Response via : Initial Calibration
Integrator: ChemStation

Volume Inj. : 1ul
Signal #1 Phase : ZBCLP-1 Signal #2 Phase: ZBCLP-2
Signal #1 Info : 30m X 0.32mm(.32u Signal #2 Info : 30m X 0.32 mm (.25um)

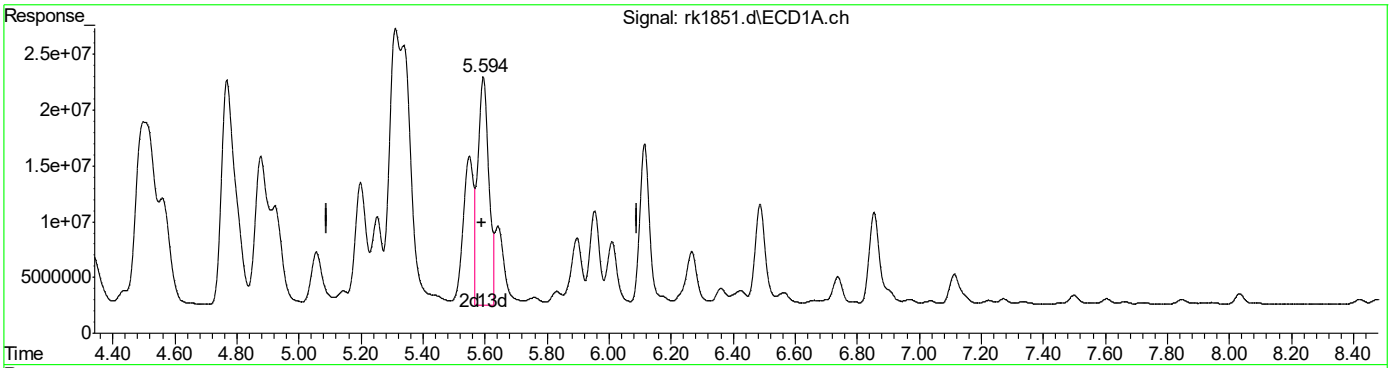

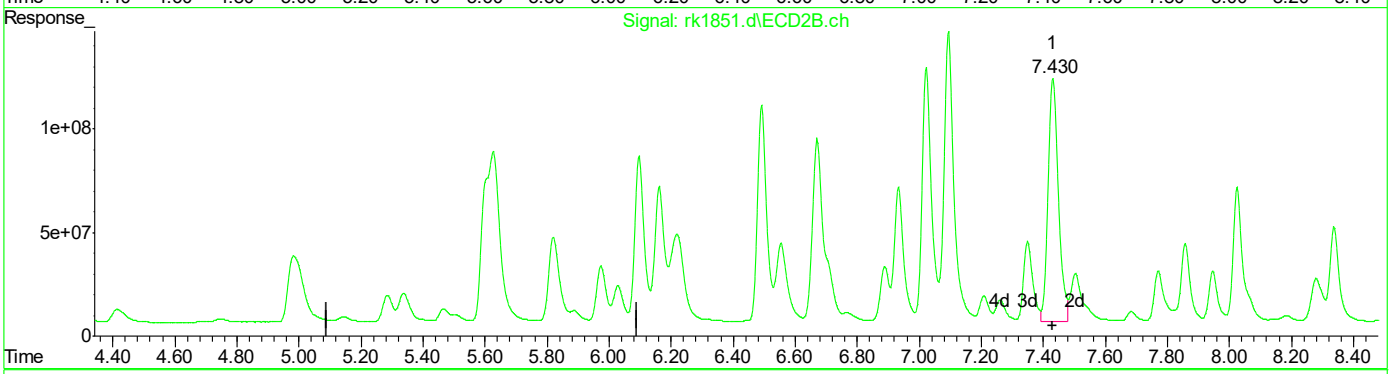

QEdit

(23) AR1248-G
5.595min 683.861
response 506908755

(23) AR1248-G #2
7.431min 1090.617
response 2746696395

(+) = Expected Retention Time
RKPCB50.M Sun Jul 25 08:00:36 2021 Page: 1

Quantitation Report (Qedit)

Data Path : C:\msdchem\1\DATA\rk50\
Data File : rk1851.d
Signal(s) : Signal #1: ECD1A.ch Signal #2: ECD2B.ch
Acq On : 23 Jul 2021 8:33 pm
Operator : kristis
Sample : ic50-1000
Misc : op34420,grk50,15.0,,,10,1
ALS Vial : 5 Sample Multiplier: 1

Integration File signal 1: autoint1.e
Integration File signal 2: autoint2.e
Quant Time: Jul 23 20:47:53 2021
Quant Method : C:\MSDCHEM\1\METHODS\RKPCB50.M
Quant Title :
QLast Update : Wed Jul 21 17:21:52 2021
Response via : Initial Calibration
Integrator: ChemStation

Volume Inj. : 1ul
Signal #1 Phase : ZBCLP-1 Signal #2 Phase: ZBCLP-2
Signal #1 Info : 30m X 0.32mm(.32u Signal #2 Info : 30m X 0.32 mm (.25um)

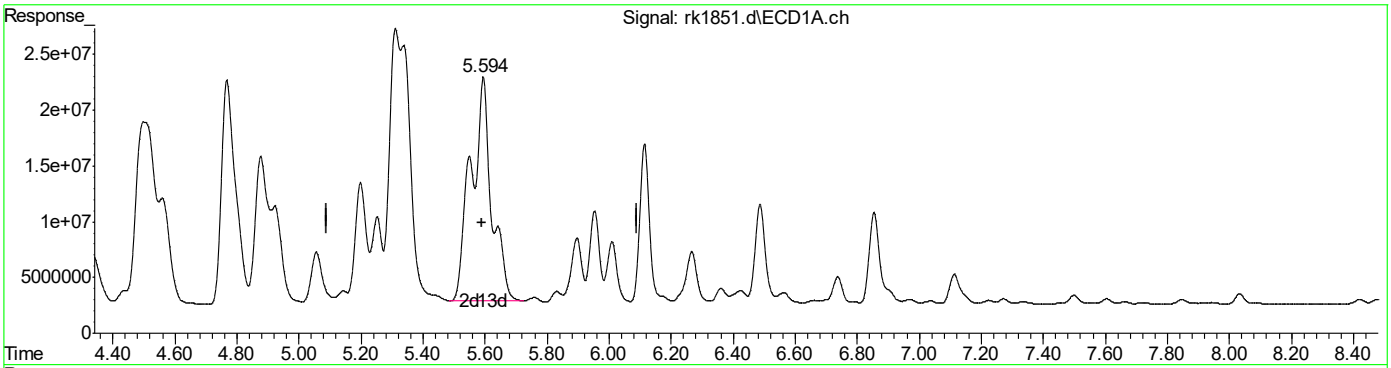

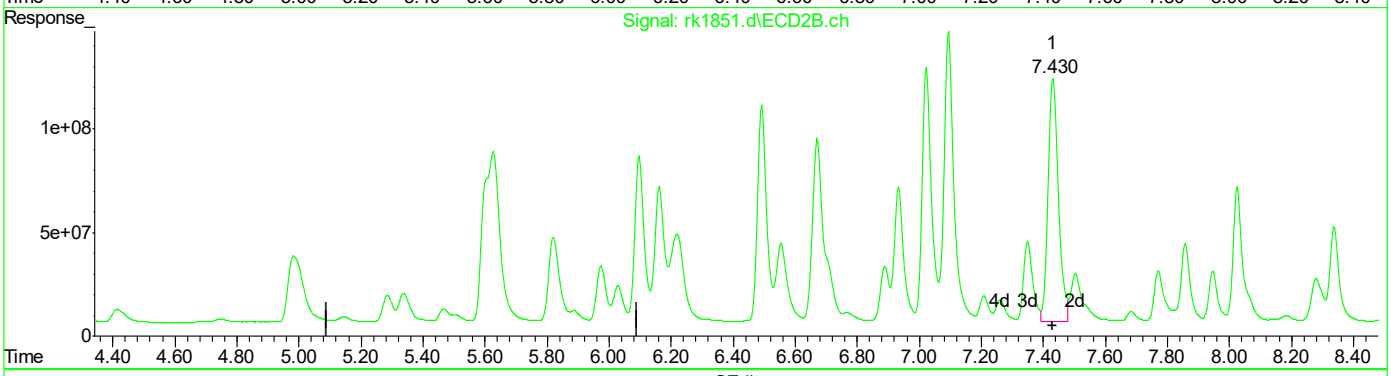

QEdit

(23) AR1248-G
5.594min 1258.425 m
response 932800931

(23) AR1248-G #2
7.431min 1090.617
response 2746696395

(+) = Expected Retention Time
RKPCB50.M Sun Jul 25 08:00:54 2021 Page: 1

Manual Integrations APPROVED (compounds with "m" flag)
Gwendolyn Burns 07/26/21 15:58

Quantitation Report (QT Reviewed)

Data Path : C:\msdchem\1\DATA\rk50\
Data File : rk1852.d
Signal(s) : Signal #1: ECD1A.ch Signal #2: ECD2B.ch
Acq On : 23 Jul 2021 8:50 pm
Operator : kristis
Sample : ic50-50
Misc : op34420,grk50,15.0,,,10,1
ALS Vial : 6 Sample Multiplier: 1

Integration File signal 1: autoint1.e
Integration File signal 2: autoint2.e
Quant Time: Jul 25 08:02:00 2021
Quant Method : C:\MSDCHEM\1\METHODS\RKPCB50.M
Quant Title :
QLast Update : Wed Jul 21 17:21:52 2021
Response via : Initial Calibration
Integrator: ChemStation

Volume Inj. : 1ul
Signal #1 Phase : ZBCLP-1 Signal #2 Phase: ZBCLP-2
Signal #1 Info : 30m X 0.32mm(.32u Signal #2 Info : 30m X 0.32 mm (.25um)

	Compound	RT#1	RT#2	Resp#1	Resp#2	ppb	ppb
	System Monitoring Compounds						
1) S	Tetrachlo...	2.791	3.734	28454717	106.3E6	1.520	1.570
	Spiked Amount 40.000			Recovery	=	3.80%	3.92%
51) S	Decachlor...	9.953	12.243	30351851	101.9E6	1.947	1.933
	Spiked Amount 40.000			Recovery	=	4.87%	4.83%
	Target Compounds						
31)	AR1016-A	3.162	4.414	16405616	66916613	45.565	55.328
32)	AR1016-B	3.557	4.987	29800071	143.1E6	43.832	49.226m
33)	AR1016-C	4.095	5.627	66941957	334.0E6	45.151	56.214
34)	AR1016-D	4.262	5.822	25510090	132.8E6	44.613	56.796 #
35)	AR1016-E	4.767	6.491	26868886	86143643	44.101	51.840
36)	AR1260-A	7.112	9.116	61802150	224.6E6	44.894	44.496
37)	AR1260-B	7.272	9.238	35916600	136.5E6	43.455	45.465
38)	AR1260-C	7.605	9.674	38220329	133.1E6	46.351	43.012
39)	AR1260-D	8.032	10.019	77868623	313.6E6	39.331	43.806
40)	AR1260-E	8.420	10.564	89221167	312.8E6	48.539m	44.579m

(f)=RT Delta > 1/2 Window (#)=Amounts differ by > 25% (m)=manual int.

11.6.39 11

Quantitation Report (QT Reviewed)

Data Path : C:\msdchem\1\DATA\rk50\
Data File : rk1852.d
Signal(s) : Signal #1: ECD1A.ch Signal #2: ECD2B.ch
Acq On : 23 Jul 2021 8:50 pm
Operator : kristis
Sample : ic50-50
Misc : op34420,grk50,15.0,,,10,1
ALS Vial : 6 Sample Multiplier: 1

Integration File signal 1: autoint1.e
Integration File signal 2: autoint2.e
Quant Time: Jul 25 08:02:00 2021
Quant Method : C:\MSDCHEM\1\METHODS\RKPCB50.M
Quant Title :
QLast Update : Wed Jul 21 17:21:52 2021
Response via : Initial Calibration
Integrator: ChemStation

Volume Inj. : 1ul
Signal #1 Phase : ZBCLP-1 Signal #2 Phase: ZBCLP-2
Signal #1 Info : 30m X 0.32mm(.32u Signal #2 Info : 30m X 0.32 mm (.25um)

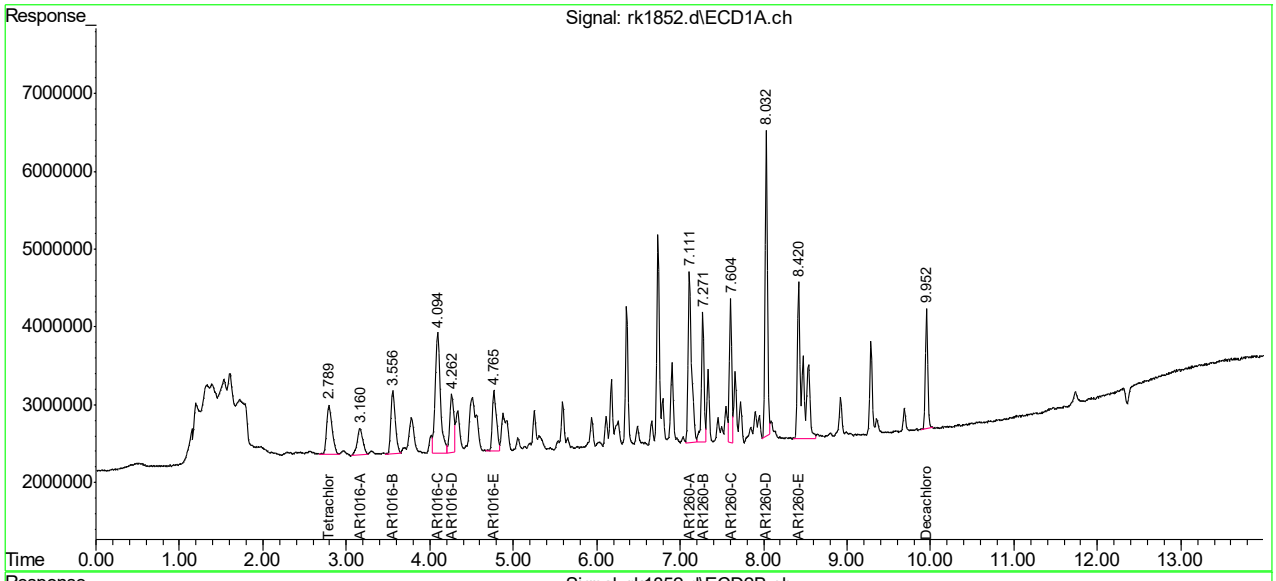

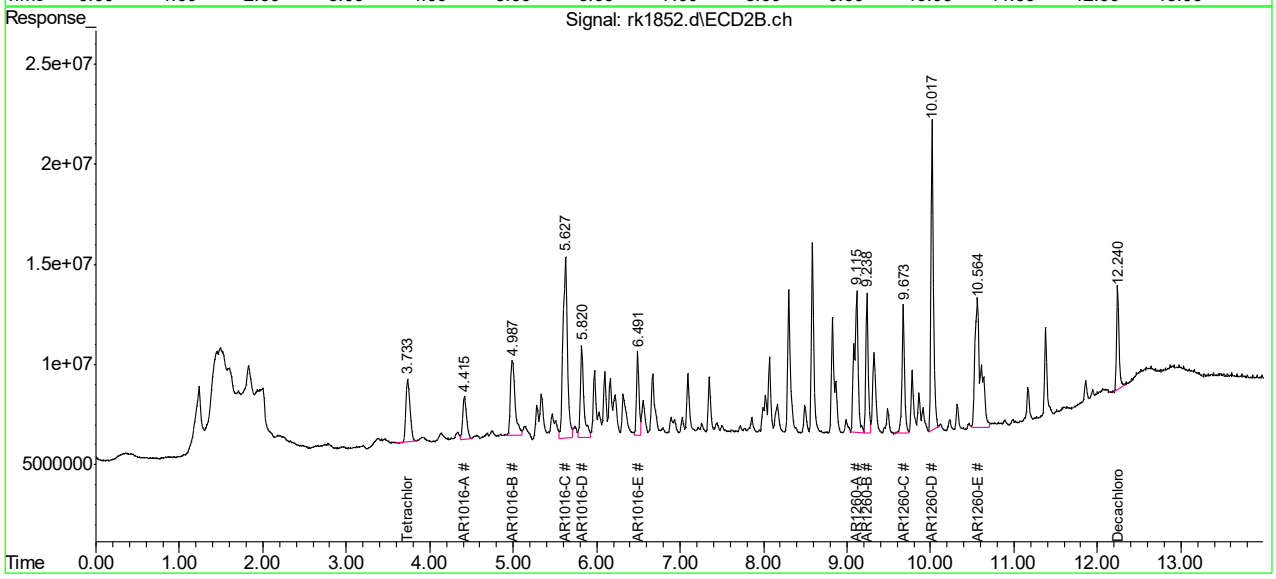

Manual Integration Approval Summary

Sample Number: GRK50-IC50
Lab FileID: RK1852.D
Injection Time: 07/23/21 20:50
Method: SW846 8082A
Analyst approved: 07/25/21 08:38 Kristi Schollenberger
Supervisor approved: 07/26/21 15:58 Gwendolyn Burns

Parameter	CAS	Sig#	R.T. (min.)	Reason
AR1016-B		2	4.99	Poor instrument integration
AR1260-E		1	8.42	Poor instrument integration
AR1260-E		2	10.56	Poor instrument integration

Quantitation Report (Qedit)

Data Path : C:\msdchem\1\DATA\rk50\
Data File : rk1852.d
Signal(s) : Signal #1: ECD1A.ch Signal #2: ECD2B.ch
Acq On : 23 Jul 2021 8:50 pm
Operator : kristis
Sample : ic50-50
Misc : op34420,grk50,15.0,,,10,1
ALS Vial : 6 Sample Multiplier: 1

Integration File signal 1: autoint1.e
Integration File signal 2: autoint2.e
Quant Time: Jul 23 21:04:20 2021
Quant Method : C:\MSDCHEM\1\METHODS\RKPCB50.M
Quant Title :
QLast Update : Wed Jul 21 17:21:52 2021
Response via : Initial Calibration
Integrator: ChemStation

Volume Inj. : 1ul
Signal #1 Phase : ZBCLP-1 Signal #2 Phase: ZBCLP-2
Signal #1 Info : 30m X 0.32mm(.32u Signal #2 Info : 30m X 0.32 mm (.25um)

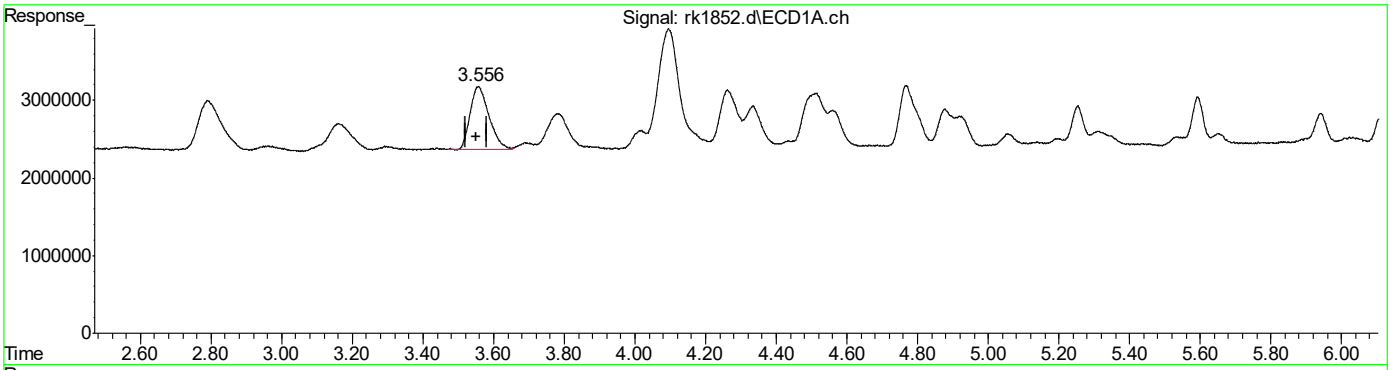

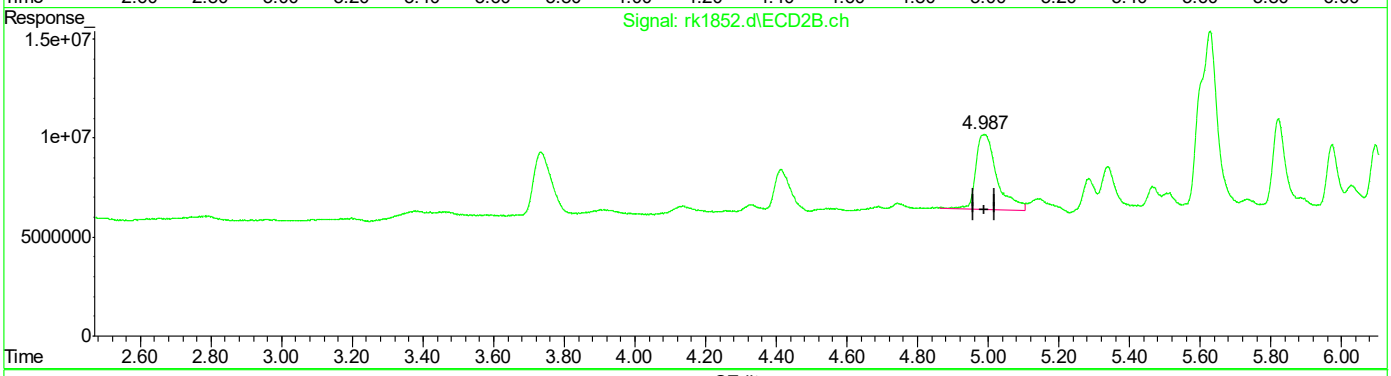

QEdit

(32) AR1016-B
3.557min 43.832 PPB
response 29800071

(32) AR1016-B #2
4.988min 53.863 PPB
response 156599536

(+) = Expected Retention Time
RKPCB50.M Sun Jul 25 08:01:23 2021 Page: 1

Quantitation Report (Qedit)

Data Path : C:\msdchem\1\DATA\rk50\
Data File : rk1852.d
Signal(s) : Signal #1: ECD1A.ch Signal #2: ECD2B.ch
Acq On : 23 Jul 2021 8:50 pm
Operator : kristis
Sample : ic50-50
Misc : op34420,grk50,15.0,,,10,1
ALS Vial : 6 Sample Multiplier: 1

Integration File signal 1: autoint1.e
Integration File signal 2: autoint2.e
Quant Time: Jul 23 21:04:20 2021
Quant Method : C:\MSDCHEM\1\METHODS\RKPCB50.M
Quant Title :
QLast Update : Wed Jul 21 17:21:52 2021
Response via : Initial Calibration
Integrator: ChemStation

Volume Inj. : 1ul
Signal #1 Phase : ZBCLP-1 Signal #2 Phase: ZBCLP-2
Signal #1 Info : 30m X 0.32mm(.32u Signal #2 Info : 30m X 0.32 mm (.25um)

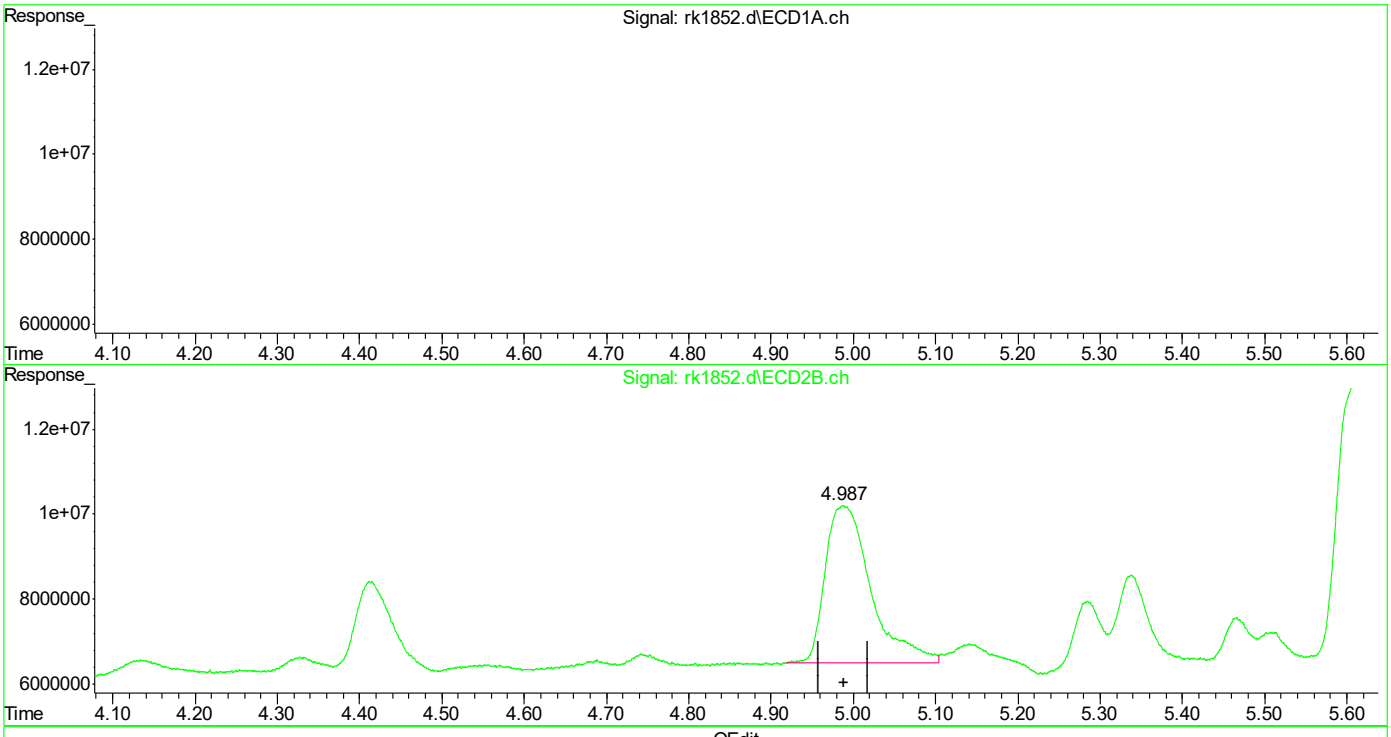

QEdit

(32) AR1016-B
3.557min 43.832 PPB
response 29800071

(32) AR1016-B #2
4.987min 49.226 PPB m
response 143120085

(+) = Expected Retention Time
RKPCB50.M Sun Jul 25 08:01:31 2021 Page: 1

Quantitation Report (Qedit)

Data Path : C:\msdchem\1\DATA\rk50\
Data File : rk1852.d
Signal(s) : Signal #1: ECD1A.ch Signal #2: ECD2B.ch
Acq On : 23 Jul 2021 8:50 pm
Operator : kristis
Sample : ic50-50
Misc : op34420,grk50,15.0,,,10,1
ALS Vial : 6 Sample Multiplier: 1

Integration File signal 1: autoint1.e
Integration File signal 2: autoint2.e
Quant Time: Jul 23 21:04:20 2021
Quant Method : C:\MSDCHEM\1\METHODS\RKPCB50.M
Quant Title :
QLast Update : Wed Jul 21 17:21:52 2021
Response via : Initial Calibration
Integrator: ChemStation

Volume Inj. : 1ul
Signal #1 Phase : ZBCLP-1 Signal #2 Phase: ZBCLP-2
Signal #1 Info : 30m X 0.32mm(.32u Signal #2 Info : 30m X 0.32 mm (.25um)

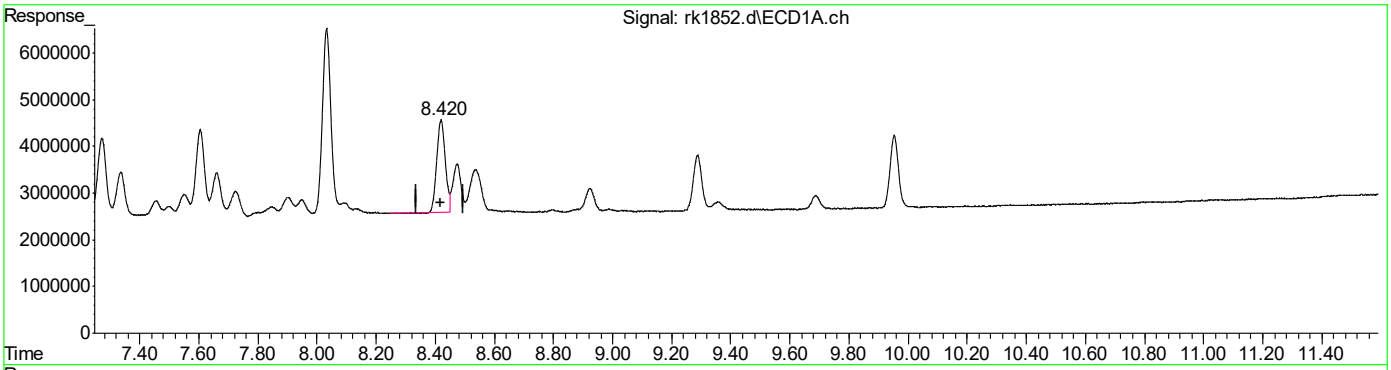

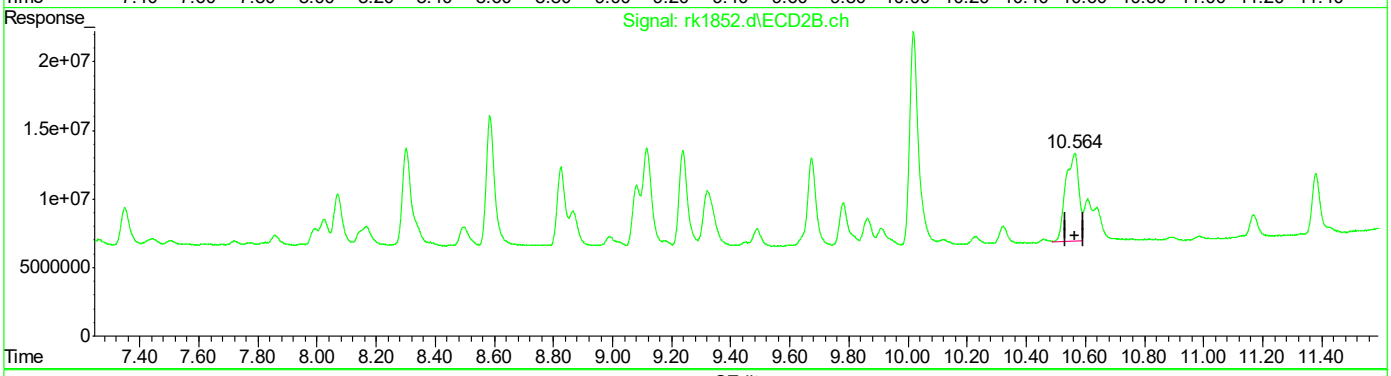

QEdit

(40) AR1260-E
8.420min 21.929 PPB
response 40308085

(40) AR1260-E #2
10.563min 28.664 PPB
response 201129677

(+) = Expected Retention Time
RKPCB50.M Sun Jul 25 08:01:46 2021 Page: 1

Quantitation Report (Qedit)

Data Path : C:\msdchem\1\DATA\rk50\
Data File : rk1852.d
Signal(s) : Signal #1: ECD1A.ch Signal #2: ECD2B.ch
Acq On : 23 Jul 2021 8:50 pm
Operator : kristis
Sample : ic50-50
Misc : op34420,grk50,15.0,,,10,1
ALS Vial : 6 Sample Multiplier: 1

Integration File signal 1: autoint1.e
Integration File signal 2: autoint2.e
Quant Time: Jul 23 21:04:20 2021
Quant Method : C:\MSDCHEM\1\METHODS\RKPCB50.M
Quant Title :
QLast Update : Wed Jul 21 17:21:52 2021
Response via : Initial Calibration
Integrator: ChemStation

Volume Inj. : 1ul
Signal #1 Phase : ZBCLP-1 Signal #2 Phase: ZBCLP-2
Signal #1 Info : 30m X 0.32mm(.32u Signal #2 Info : 30m X 0.32 mm (.25um)

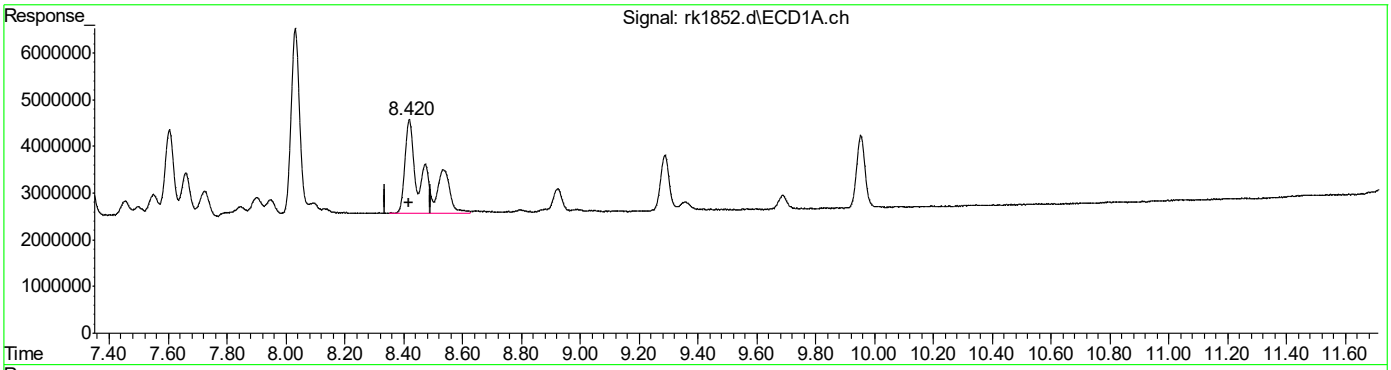

QEdit

(40) AR1260-E
8.420min 48.539 PPB m
response 89221167

(40) AR1260-E #2
10.564min 44.579 PPB m
response 312801307

(+) = Expected Retention Time
RKPCB50.M Sun Jul 25 08:02:05 2021 Page: 1

Manual Integrations APPROVED
(compounds with "m" flag)
Gwendolyn Burns
07/26/21 15:58

Quantitation Report (QT Reviewed)

Data Path : C:\msdchem\1\DATA\rk50\
Data File : rk1853.d
Signal(s) : Signal #1: ECD1A.ch Signal #2: ECD2B.ch
Acq On : 23 Jul 2021 9:06 pm
Operator : kristis
Sample : ic50-250
Misc : op34420,grk50,15.0,,,10,1
ALS Vial : 7 Sample Multiplier: 1

Integration File signal 1: autoint1.e
Integration File signal 2: autoint2.e
Quant Time: Jul 25 08:03:23 2021
Quant Method : C:\MSDCHEM\1\METHODS\RKPCB50.M
Quant Title :
QLast Update : Wed Jul 21 17:21:52 2021
Response via : Initial Calibration
Integrator: ChemStation

Volume Inj. : 1ul
Signal #1 Phase : ZBCLP-1 Signal #2 Phase: ZBCLP-2
Signal #1 Info : 30m X 0.32mm(.32u Signal #2 Info : 30m X 0.32 mm (.25um)

	Compound	RT#1	RT#2	Resp#1	Resp#2	ppb	ppb
	System Monitoring Compounds						
1) S	Tetrachlo...	2.792	3.736	152.7E6	633.0E6	8.157	9.348
	Spiked Amount 40.000			Recovery	=	20.39%	23.37%
51) S	Decachlor...	9.954	12.243	146.4E6	507.4E6	9.396	9.621
	Spiked Amount 40.000			Recovery	=	23.49%	24.05%
	Target Compounds						
31)	AR1016-A	3.161	4.415	77939155	316.4E6	216.467	261.616
32)	AR1016-B	3.557	4.987	148.9E6	720.0E6	219.017	247.634
33)	AR1016-C	4.096	5.628	329.8E6	1583.3E6	222.411	266.474
34)	AR1016-D	4.263	5.822	126.6E6	615.5E6	221.398	263.240
35)	AR1016-E	4.768	6.491	131.5E6	422.3E6	215.814	254.124
36)	AR1260-A	7.112	9.117	309.1E6	1205.7E6	224.533	238.866m
37)	AR1260-B	7.273	9.238	178.0E6	709.1E6	215.390	236.108
38)	AR1260-C	7.605	9.673	181.4E6	678.9E6	219.959	219.412
39)	AR1260-D	8.034	10.018	410.2E6	1665.1E6	207.166	232.571
40)	AR1260-E	8.420	10.565	436.7E6	1590.3E6	237.581m	226.637m

(f)=RT Delta > 1/2 Window (#)=Amounts differ by > 25% (m)=manual int.

11.6.40 11

Quantitation Report (QT Reviewed)

Data Path : C:\msdchem\1\DATA\rk50\
Data File : rk1853.d
Signal(s) : Signal #1: ECD1A.ch Signal #2: ECD2B.ch
Acq On : 23 Jul 2021 9:06 pm
Operator : kristis
Sample : ic50-250
Misc : op34420,grk50,15.0,,,10,1
ALS Vial : 7 Sample Multiplier: 1

Integration File signal 1: autoint1.e
Integration File signal 2: autoint2.e
Quant Time: Jul 25 08:03:23 2021
Quant Method : C:\MSDCHEM\1\METHODS\RKPCB50.M
Quant Title :
QLast Update : Wed Jul 21 17:21:52 2021
Response via : Initial Calibration
Integrator: ChemStation

Volume Inj. : 1ul
Signal #1 Phase : ZBCLP-1 Signal #2 Phase: ZBCLP-2
Signal #1 Info : 30m X 0.32mm(.32u Signal #2 Info : 30m X 0.32 mm (.25um)

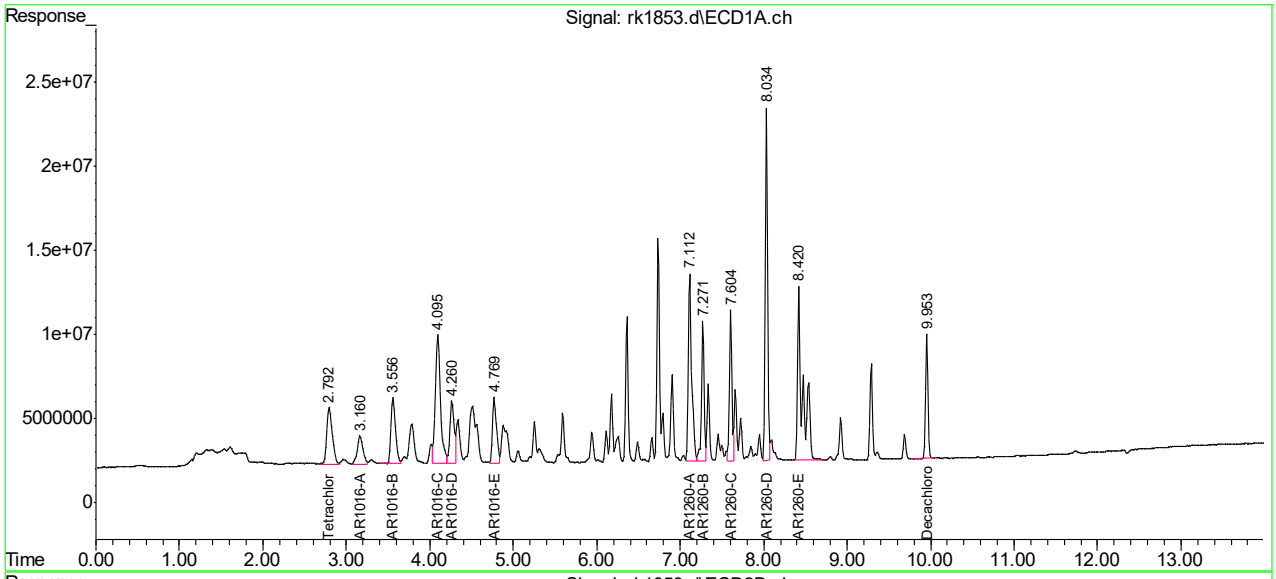

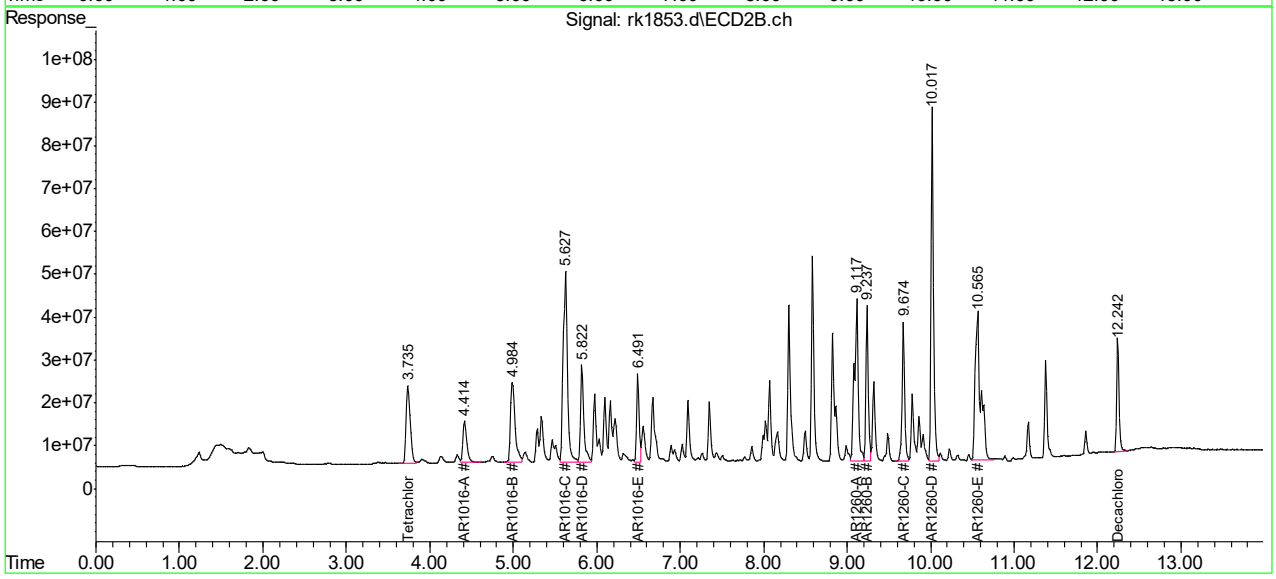

Manual Integration Approval Summary

Sample Number: GRK50-IC50
Lab FileID: RK1853.D
Injection Time: 07/23/21 21:06
Method: SW846 8082A
Analyst approved: 07/25/21 08:38 Kristi Schollenberger
Supervisor approved: 07/26/21 15:58 Gwendolyn Burns

Parameter	CAS	Sig#	R.T. (min.)	Reason
AR1260-E		1	8.42	Poor instrument integration
AR1260-A		2	9.12	Poor instrument integration
AR1260-E		2	10.56	Poor instrument integration

Quantitation Report (Qedit)

Data Path : C:\msdchem\1\DATA\rk50\
Data File : rk1853.d
Signal(s) : Signal #1: ECD1A.ch Signal #2: ECD2B.ch
Acq On : 23 Jul 2021 9:06 pm
Operator : kristis
Sample : ic50-250
Misc : op34420,grk50,15.0,,,10,1
ALS Vial : 7 Sample Multiplier: 1

Integration File signal 1: autoint1.e
Integration File signal 2: autoint2.e
Quant Time: Jul 23 21:20:47 2021
Quant Method : C:\MSDCHEM\1\METHODS\RKPCB50.M
Quant Title :
QLast Update : Wed Jul 21 17:21:52 2021
Response via : Initial Calibration
Integrator: ChemStation

Volume Inj. : 1ul
Signal #1 Phase : ZBCLP-1 Signal #2 Phase: ZBCLP-2
Signal #1 Info : 30m X 0.32mm(.32u Signal #2 Info : 30m X 0.32 mm (.25um)

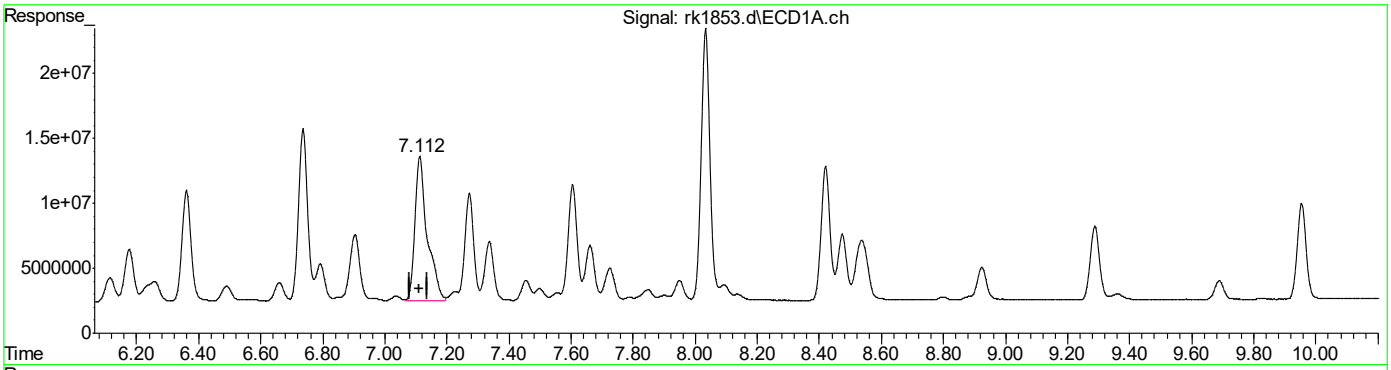

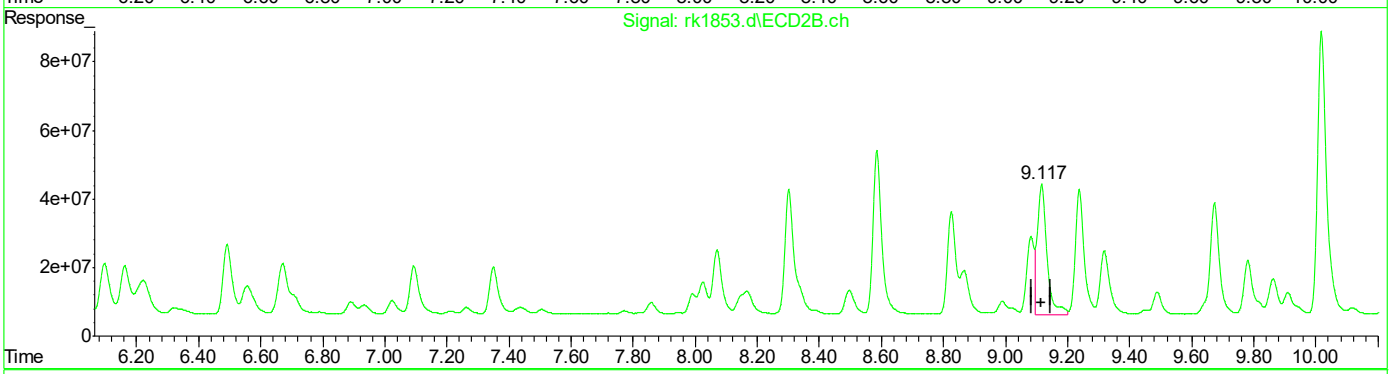

QEdit

(36) AR1260-A
7.112min 224.533 PPB
response 309094656

(36) AR1260-A #2
9.117min 166.409 PPB
response 839943681

(+) = Expected Retention Time
RKPCB50.M Sun Jul 25 08:02:36 2021 Page: 1

Quantitation Report (Qedit)

Data Path : C:\msdchem\1\DATA\rk50\
Data File : rk1853.d
Signal(s) : Signal #1: ECD1A.ch Signal #2: ECD2B.ch
Acq On : 23 Jul 2021 9:06 pm
Operator : kristis
Sample : ic50-250
Misc : op34420,grk50,15.0,,,10,1
ALS Vial : 7 Sample Multiplier: 1

Integration File signal 1: autoint1.e
Integration File signal 2: autoint2.e
Quant Time: Jul 23 21:20:47 2021
Quant Method : C:\MSDCHEM\1\METHODS\RKPCB50.M
Quant Title :
QLast Update : Wed Jul 21 17:21:52 2021
Response via : Initial Calibration
Integrator: ChemStation

Volume Inj. : 1ul
Signal #1 Phase : ZBCLP-1 Signal #2 Phase: ZBCLP-2
Signal #1 Info : 30m X 0.32mm(.32u Signal #2 Info : 30m X 0.32 mm (.25um)

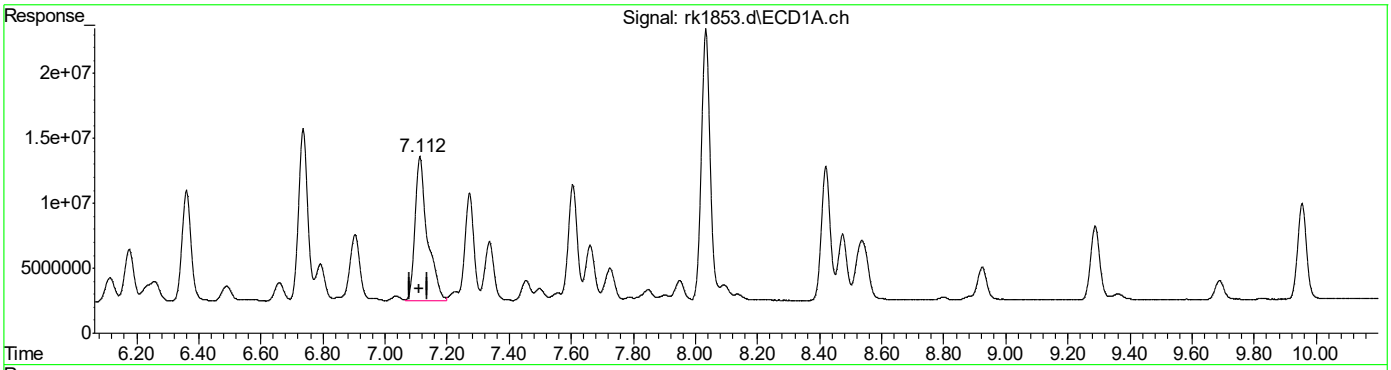

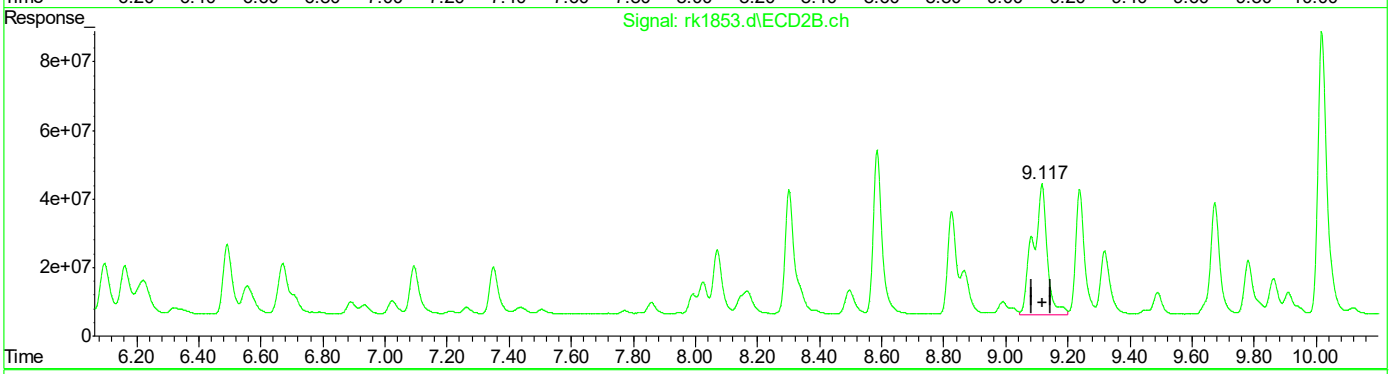

QEdit

(36) AR1260-A
7.112min 224.533 PPB
response 309094656

(36) AR1260-A #2
9.117min 238.866 PPB m
response 1205668452

(+) = Expected Retention Time
RKPCB50.M Sun Jul 25 08:02:58 2021 Page: 1

Quantitation Report (Qedit)

Data Path : C:\msdchem\1\DATA\rk50\
Data File : rk1853.d
Signal(s) : Signal #1: ECD1A.ch Signal #2: ECD2B.ch
Acq On : 23 Jul 2021 9:06 pm
Operator : kristis
Sample : ic50-250
Misc : op34420,grk50,15.0,,,10,1
ALS Vial : 7 Sample Multiplier: 1

Integration File signal 1: autoint1.e
Integration File signal 2: autoint2.e
Quant Time: Jul 23 21:20:47 2021
Quant Method : C:\MSDCHEM\1\METHODS\RKPCB50.M
Quant Title :
QLast Update : Wed Jul 21 17:21:52 2021
Response via : Initial Calibration
Integrator: ChemStation

Volume Inj. : 1ul
Signal #1 Phase : ZBCLP-1 Signal #2 Phase: ZBCLP-2
Signal #1 Info : 30m X 0.32mm(.32u Signal #2 Info : 30m X 0.32 mm (.25um)

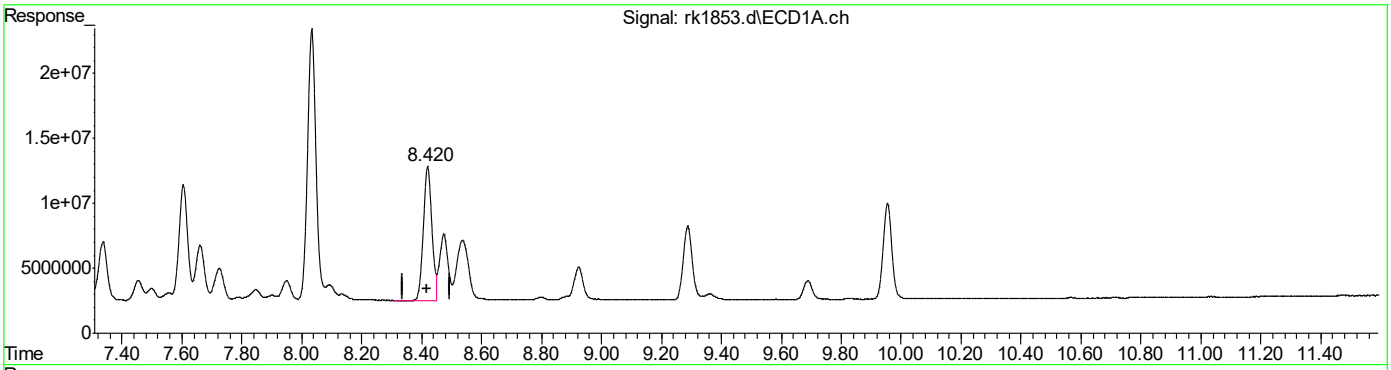

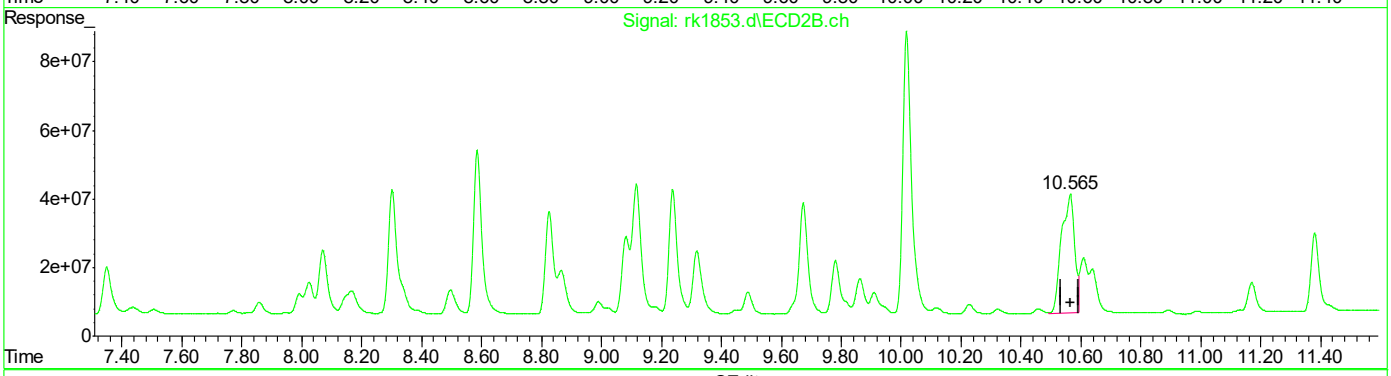

QEdit

(40) AR1260-E
8.420min 110.703 PPB
response 203486780

(40) AR1260-E #2
10.564min 148.892 PPB
response 1044748446

(+) = Expected Retention Time
RKPCB50.M Sun Jul 25 08:03:06 2021 Page: 1

Quantitation Report (Qedit)

Data Path : C:\msdchem\1\DATA\rk50\
Data File : rk1853.d
Signal(s) : Signal #1: ECD1A.ch Signal #2: ECD2B.ch
Acq On : 23 Jul 2021 9:06 pm
Operator : kristis
Sample : ic50-250
Misc : op34420,grk50,15.0,,,10,1
ALS Vial : 7 Sample Multiplier: 1

Integration File signal 1: autoint1.e
Integration File signal 2: autoint2.e
Quant Time: Jul 23 21:20:47 2021
Quant Method : C:\MSDCHEM\1\METHODS\RKPCB50.M
Quant Title :
QLast Update : Wed Jul 21 17:21:52 2021
Response via : Initial Calibration
Integrator: ChemStation

Volume Inj. : 1ul
Signal #1 Phase : ZBCLP-1 Signal #2 Phase: ZBCLP-2
Signal #1 Info : 30m X 0.32mm(.32u Signal #2 Info : 30m X 0.32 mm (.25um)

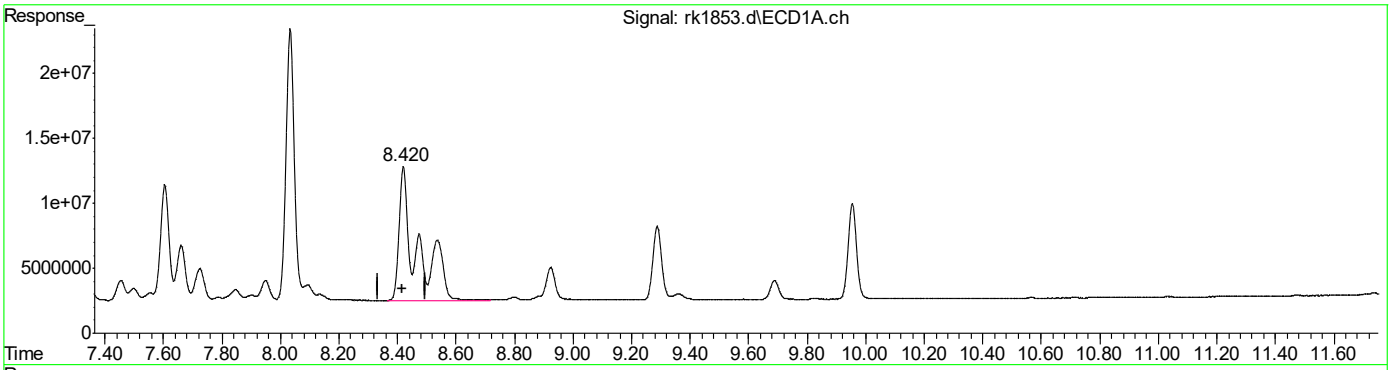

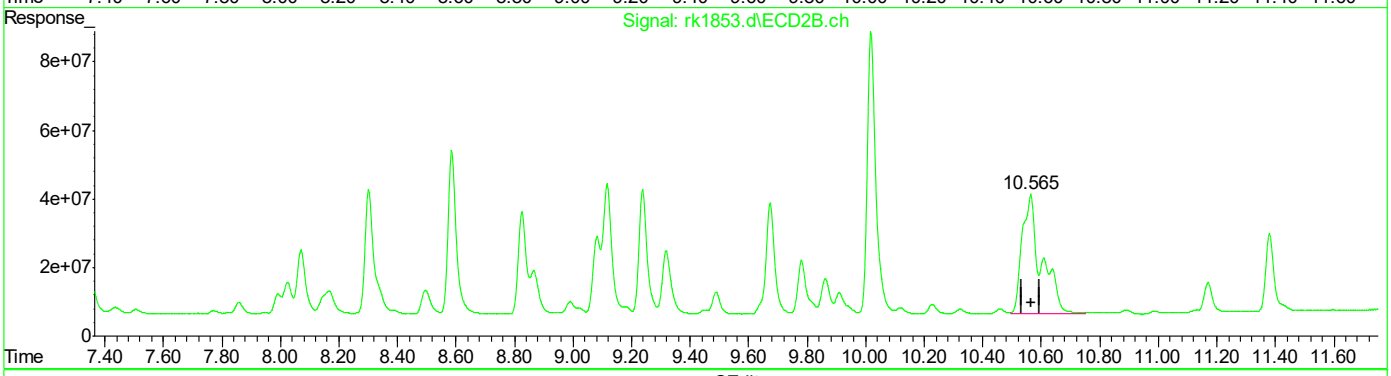

QEdit

(40) AR1260-E
8.420min 237.581 PPB m
response 436704112

(40) AR1260-E #2
10.565min 226.637 PPB m
response 1590267512

(+) = Expected Retention Time
RKPCB50.M Sun Jul 25 08:03:27 2021 Page: 1

RK1854.D

Manual Integrations APPROVED
(compounds with "m" flag)
Gwendolyn Burns
07/26/21 15:58

Quantitation Report (QT Reviewed)

Data Path : C:\msdchem\1\DATA\rk50\
Data File : rk1854.d
Signal(s) : Signal #1: ECD1A.ch Signal #2: ECD2B.ch
Acq On : 23 Jul 2021 9:23 pm
Operator : kristis
Sample : ic50-500
Misc : op34420,grk50,15.0,,,10,1
ALS Vial : 8 Sample Multiplier: 1

Integration File signal 1: autoint1.e
Integration File signal 2: autoint2.e
Quant Time: Jul 25 08:04:30 2021
Quant Method : C:\MSDCHEM\1\METHODS\RKPCB50.M
Quant Title :
QLast Update : Wed Jul 21 17:21:52 2021
Response via : Initial Calibration
Integrator: ChemStation

Volume Inj. : 1ul
Signal #1 Phase : ZBCLP-1 Signal #2 Phase: ZBCLP-2
Signal #1 Info : 30m X 0.32mm(.32u Signal #2 Info : 30m X 0.32 mm (.25um)

	Compound	RT#1	RT#2	Resp#1	Resp#2	ppb	ppb
	System Monitoring Compounds						
1) S	Tetrachlo...	2.794	3.736	297.7E6	1290.7E6	15.898	19.059
	Spiked Amount 40.000			Recovery	=	39.74%	47.65%
51) S	Decachlor...	9.954	12.243	281.9E6	983.1E6	18.086	18.643
	Spiked Amount 40.000			Recovery	=	45.21%	46.61%
	Target Compounds						
31)	AR1016-A	3.162	4.415	145.6E6	594.5E6	404.471	491.587
32)	AR1016-B	3.558	4.990	279.6E6	1366.3E6	411.235	469.944
33)	AR1016-C	4.097	5.628	639.3E6	2998.8E6	431.210	504.708
34)	AR1016-D	4.263	5.822	241.5E6	1161.5E6	422.390	496.762
35)	AR1016-E	4.769	6.492	250.4E6	805.0E6	411.023	484.419
36)	AR1260-A	7.112	9.116	601.6E6	2113.5E6	436.991	418.716m
37)	AR1260-B	7.272	9.238	344.1E6	1295.3E6	416.330	431.315
38)	AR1260-C	7.605	9.674	363.3E6	1346.5E6	440.578	435.159
39)	AR1260-D	8.034	10.019	806.5E6	3261.3E6	407.348	455.534
40)	AR1260-E	8.419	10.563	842.0E6	3113.5E6	458.082m	443.726m

(f)=RT Delta > 1/2 Window (#)=Amounts differ by > 25% (m)=manual int.

11.6.41
11

Quantitation Report (QT Reviewed)

Data Path : C:\msdchem\1\DATA\rk50\
Data File : rk1854.d
Signal(s) : Signal #1: ECD1A.ch Signal #2: ECD2B.ch
Acq On : 23 Jul 2021 9:23 pm
Operator : kristis
Sample : ic50-500
Misc : op34420,grk50,15.0,,,10,1
ALS Vial : 8 Sample Multiplier: 1

Integration File signal 1: autoint1.e
Integration File signal 2: autoint2.e
Quant Time: Jul 25 08:04:30 2021
Quant Method : C:\MSDCHEM\1\METHODS\RKPCB50.M
Quant Title :
QLast Update : Wed Jul 21 17:21:52 2021
Response via : Initial Calibration
Integrator: ChemStation

Volume Inj. : 1ul
Signal #1 Phase : ZBCLP-1 Signal #2 Phase: ZBCLP-2
Signal #1 Info : 30m X 0.32mm(.32u Signal #2 Info : 30m X 0.32 mm (.25um)

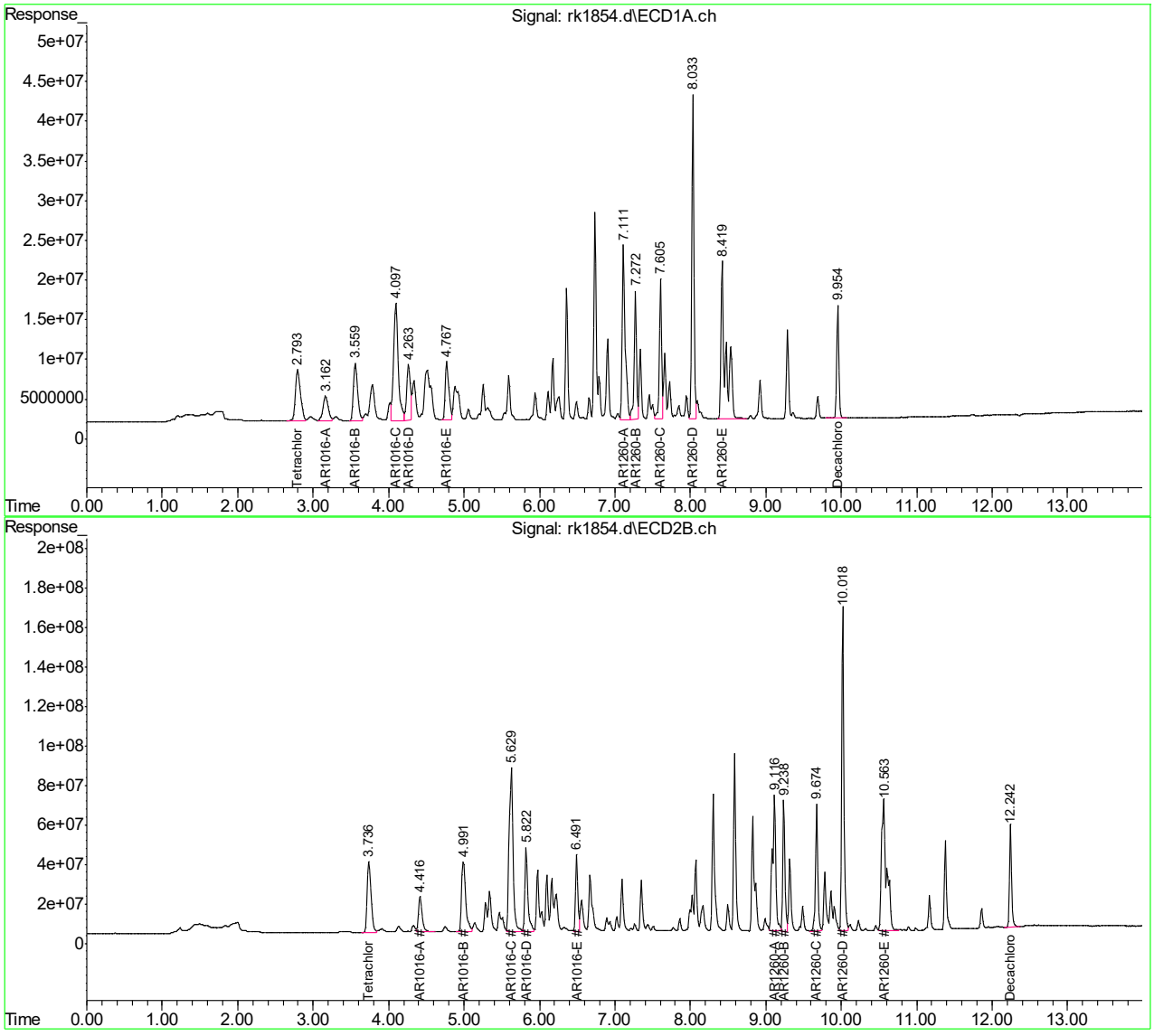

Manual Integration Approval Summary

Sample Number: GRK50-IC50
Lab FileID: RK1854.D
Injection Time: 07/23/21 21:23
Method: SW846 8082A
Analyst approved: 07/25/21 08:38 Kristi Schollenberger
Supervisor approved: 07/26/21 15:58 Gwendolyn Burns

Parameter	CAS	Sig#	R.T. (min.)	Reason
AR1260-E		1	8.42	Poor instrument integration
AR1260-A		2	9.12	Poor instrument integration
AR1260-E		2	10.56	Poor instrument integration

Quantitation Report (Qedit)

Data Path : C:\msdchem\1\DATA\rk50\
Data File : rk1854.d
Signal(s) : Signal #1: ECD1A.ch Signal #2: ECD2B.ch
Acq On : 23 Jul 2021 9:23 pm
Operator : kristis
Sample : ic50-500
Misc : op34420,grk50,15.0,,,10,1
ALS Vial : 8 Sample Multiplier: 1

Integration File signal 1: autoint1.e
Integration File signal 2: autoint2.e
Quant Time: Jul 23 21:37:14 2021
Quant Method : C:\MSDCHEM\1\METHODS\RKPCB50.M
Quant Title :
QLast Update : Wed Jul 21 17:21:52 2021
Response via : Initial Calibration
Integrator: ChemStation

Volume Inj. : 1ul
Signal #1 Phase : ZBCLP-1 Signal #2 Phase: ZBCLP-2
Signal #1 Info : 30m X 0.32mm(.32u Signal #2 Info : 30m X 0.32 mm (.25um)

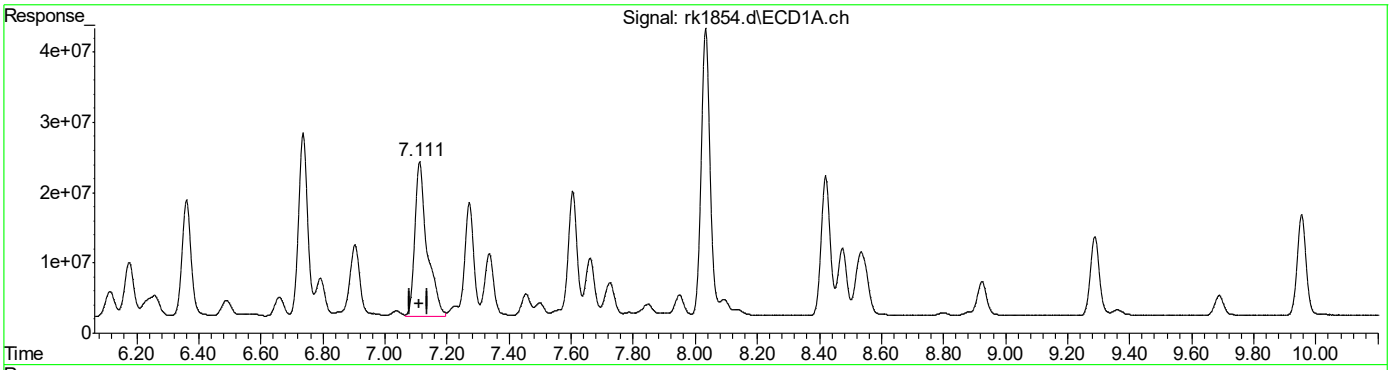

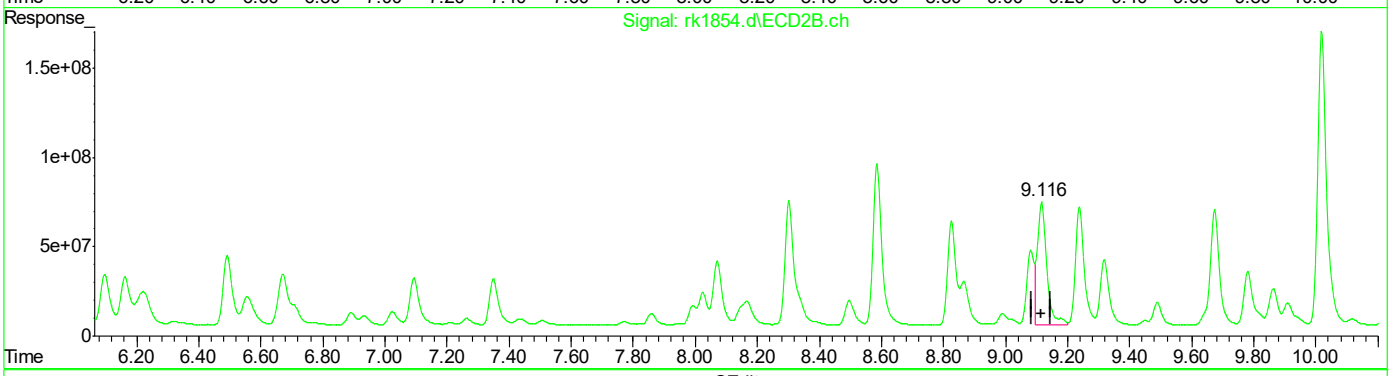

QEdit

(36) AR1260-A
7.112min 436.991 PPB
response 601567133

(36) AR1260-A #2
9.116min 297.148 PPB
response 1499840777

(+) = Expected Retention Time
RKPCB50.M Sun Jul 25 08:03:55 2021 Page: 1

Quantitation Report (Qedit)

Data Path : C:\msdchem\1\DATA\rk50\
Data File : rk1854.d
Signal(s) : Signal #1: ECD1A.ch Signal #2: ECD2B.ch
Acq On : 23 Jul 2021 9:23 pm
Operator : kristis
Sample : ic50-500
Misc : op34420,grk50,15.0,,,10,1
ALS Vial : 8 Sample Multiplier: 1

Integration File signal 1: autoint1.e
Integration File signal 2: autoint2.e
Quant Time: Jul 23 21:37:14 2021
Quant Method : C:\MSDCHEM\1\METHODS\RKPCB50.M
Quant Title :
QLast Update : Wed Jul 21 17:21:52 2021
Response via : Initial Calibration
Integrator: ChemStation

Volume Inj. : 1ul
Signal #1 Phase : ZBCLP-1 Signal #2 Phase: ZBCLP-2
Signal #1 Info : 30m X 0.32mm(.32u Signal #2 Info : 30m X 0.32 mm (.25um)

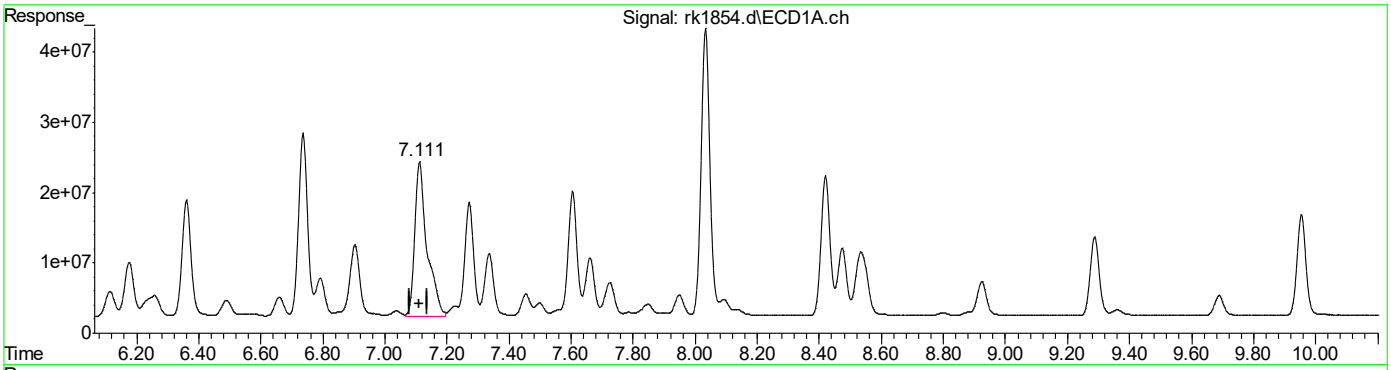

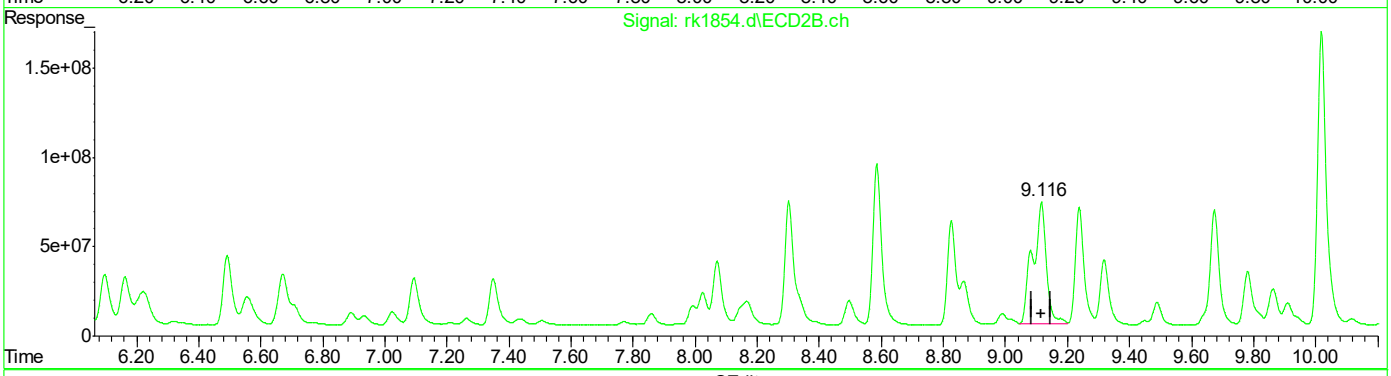

QEdit

(36) AR1260-A
7.112min 436.991 PPB
response 601567133

(36) AR1260-A #2
9.116min 418.716 PPB m
response 2113450146

(+) = Expected Retention Time
RKPCB50.M Sun Jul 25 08:04:08 2021 Page: 1

Quantitation Report (Qedit)

Data Path : C:\msdchem\1\DATA\rk50\
Data File : rk1854.d
Signal(s) : Signal #1: ECD1A.ch Signal #2: ECD2B.ch
Acq On : 23 Jul 2021 9:23 pm
Operator : kristis
Sample : ic50-500
Misc : op34420,grk50,15.0,,,10,1
ALS Vial : 8 Sample Multiplier: 1

Integration File signal 1: autoint1.e
Integration File signal 2: autoint2.e
Quant Time: Jul 23 21:37:14 2021
Quant Method : C:\MSDCHEM\1\METHODS\RKPCB50.M
Quant Title :
QLast Update : Wed Jul 21 17:21:52 2021
Response via : Initial Calibration
Integrator: ChemStation

Volume Inj. : 1ul
Signal #1 Phase : ZBCLP-1 Signal #2 Phase: ZBCLP-2
Signal #1 Info : 30m X 0.32mm(.32u Signal #2 Info : 30m X 0.32 mm (.25um)

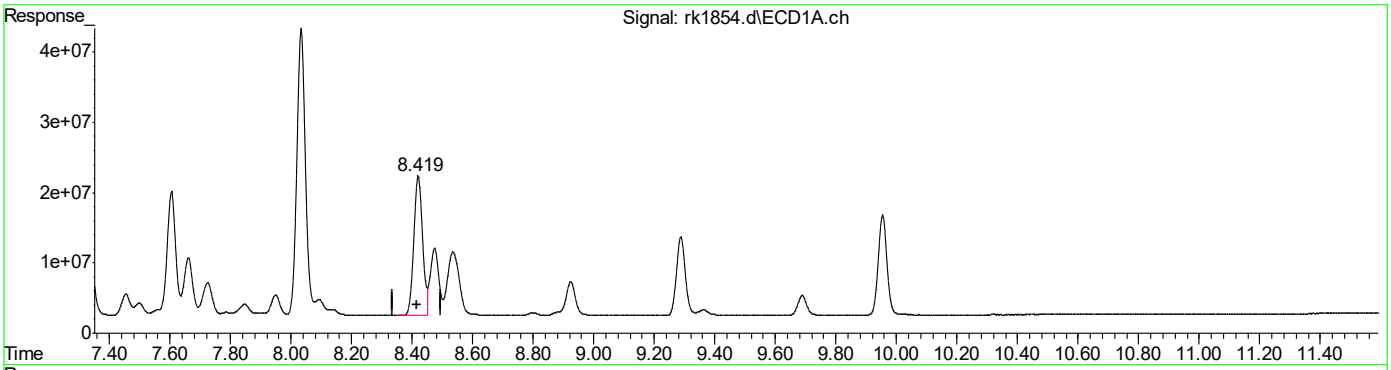

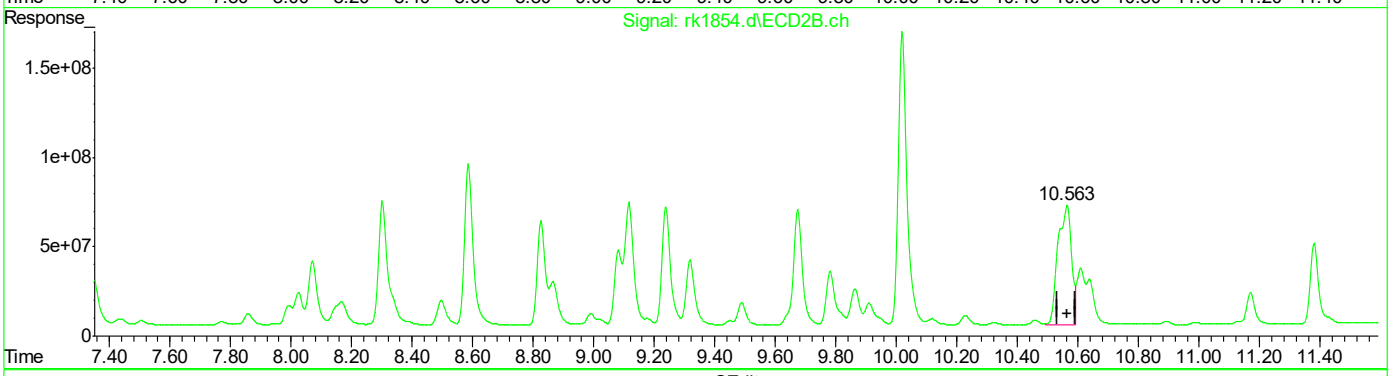

QEdit

(40) AR1260-E
8.420min 217.134 PPB
response 399120132

(40) AR1260-E #2
10.564min 293.446 PPB
response 2059055746

(+) = Expected Retention Time

Quantitation Report (Qedit)

Data Path : C:\msdchem\1\DATA\rk50\
Data File : rk1854.d
Signal(s) : Signal #1: ECD1A.ch Signal #2: ECD2B.ch
Acq On : 23 Jul 2021 9:23 pm
Operator : kristis
Sample : ic50-500
Misc : op34420,grk50,15.0,,,10,1
ALS Vial : 8 Sample Multiplier: 1

Integration File signal 1: autoint1.e
Integration File signal 2: autoint2.e
Quant Time: Jul 23 21:37:14 2021
Quant Method : C:\MSDCHEM\1\METHODS\RKPCB50.M
Quant Title :
QLast Update : Wed Jul 21 17:21:52 2021
Response via : Initial Calibration
Integrator: ChemStation

Volume Inj. : 1ul
Signal #1 Phase : ZBCLP-1 Signal #2 Phase: ZBCLP-2
Signal #1 Info : 30m X 0.32mm(.32u Signal #2 Info : 30m X 0.32 mm (.25um)

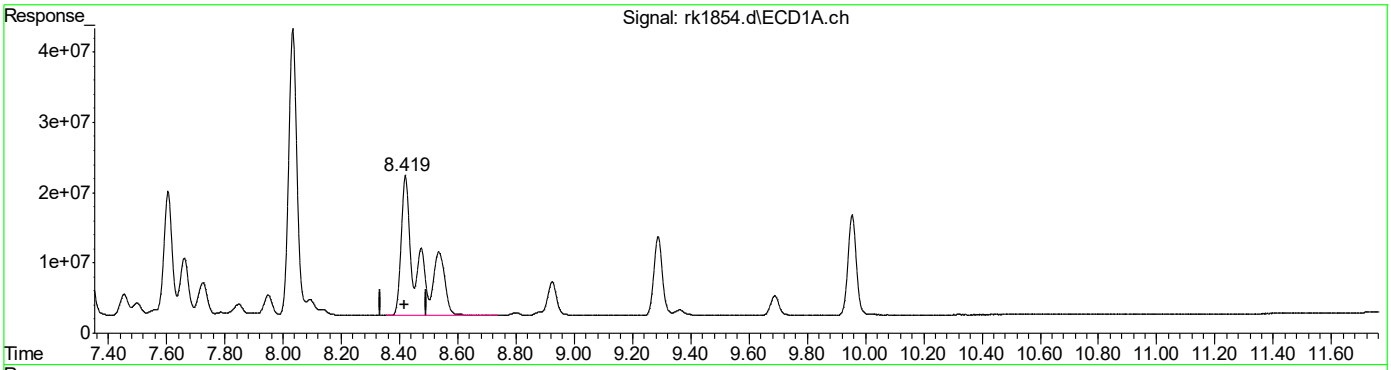

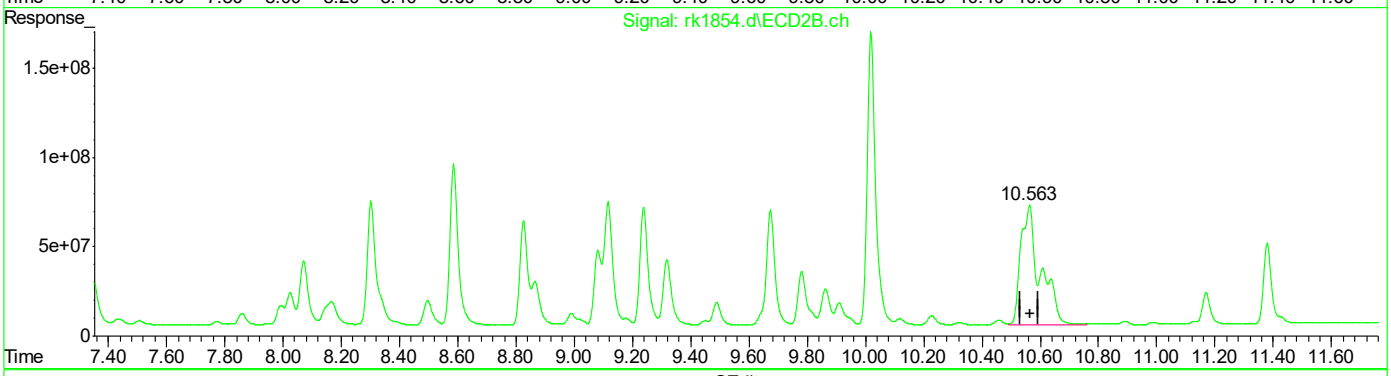

QEdit

(40) AR1260-E
8.419min 458.082 PPB m
response 842013142

(40) AR1260-E #2
10.563min 443.726 PPB m
response 3113534530

(+) = Expected Retention Time
RKPCB50.M Sun Jul 25 08:04:33 2021 Page: 1

11.6.41.5 11

Manual Integrations APPROVED
(compounds with "m" flag)
Gwendolyn Burns
07/26/21 15:58

Quantitation Report (QT Reviewed)

Data Path : C:\msdchem\1\DATA\rk50\
Data File : rk1855.d
Signal(s) : Signal #1: ECD1A.ch Signal #2: ECD2B.ch
Acq On : 23 Jul 2021 9:39 pm
Operator : kristis
Sample : icc50-1000
Misc : op34420,grk50,15.0,,,10,1
ALS Vial : 9 Sample Multiplier: 1

Integration File signal 1: autoint1.e
Integration File signal 2: autoint2.e
Quant Time: Jul 25 08:05:42 2021
Quant Method : C:\MSDCHEM\1\METHODS\RKPCB50.M
Quant Title :
QLast Update : Wed Jul 21 17:21:52 2021
Response via : Initial Calibration
Integrator: ChemStation

Volume Inj. : 1ul
Signal #1 Phase : ZBCLP-1 Signal #2 Phase: ZBCLP-2
Signal #1 Info : 30m X 0.32mm(.32u Signal #2 Info : 30m X 0.32 mm (.25um)

	Compound	RT#1	RT#2	Resp#1	Resp#2	ppb	ppb
	System Monitoring Compounds						
1) S	Tetrachlo...	2.794	3.736	616.5E6	2743.5E6	32.922	40.513
	Spiked Amount 40.000			Recovery	=	82.30%	101.28%
51) S	Decachlor...	9.953	12.244	580.2E6	2015.7E6	37.225	38.224
	Spiked Amount 40.000			Recovery	=	93.06%	95.56%
	Target Compounds						
31)	AR1016-A	3.162	4.414	288.8E6	1215.9E6	802.005	1005.304 #
32)	AR1016-B	3.557	4.988	554.5E6	2757.7E6	815.574	948.519
33)	AR1016-C	4.096	5.628	1305.9E6	5993.5E6	880.814	1008.742
34)	AR1016-D	4.263	5.822	482.7E6	2347.2E6	844.214	1003.872
35)	AR1016-E	4.769	6.491	505.1E6	1623.4E6	829.082	976.967
36)	AR1260-A	7.112	9.116	1246.3E6	4485.8E6	905.359	888.718m
37)	AR1260-B	7.272	9.238	705.9E6	2663.2E6	854.075	886.824
38)	AR1260-C	7.605	9.675	742.7E6	2750.7E6	900.736	888.949
39)	AR1260-D	8.033	10.019	1686.8E6	6638.7E6	852.011	927.280
40)	AR1260-E	8.420	10.564	1735.6E6	6418.4E6	944.219m	914.715m

(f)=RT Delta > 1/2 Window (#)=Amounts differ by > 25% (m)=manual int.

11.6.42
11

Quantitation Report (QT Reviewed)

Data Path : C:\msdchem\1\DATA\rk50\
Data File : rk1855.d
Signal(s) : Signal #1: ECD1A.ch Signal #2: ECD2B.ch
Acq On : 23 Jul 2021 9:39 pm
Operator : kristis
Sample : icc50-1000
Misc : op34420,grk50,15.0,,,10,1
ALS Vial : 9 Sample Multiplier: 1

Integration File signal 1: autoint1.e
Integration File signal 2: autoint2.e
Quant Time: Jul 25 08:05:42 2021
Quant Method : C:\MSDCHEM\1\METHODS\RKPCB50.M
Quant Title :
QLast Update : Wed Jul 21 17:21:52 2021
Response via : Initial Calibration
Integrator: ChemStation

Volume Inj. : 1ul
Signal #1 Phase : ZBCLP-1 Signal #2 Phase: ZBCLP-2
Signal #1 Info : 30m X 0.32mm(.32u Signal #2 Info : 30m X 0.32 mm (.25um)

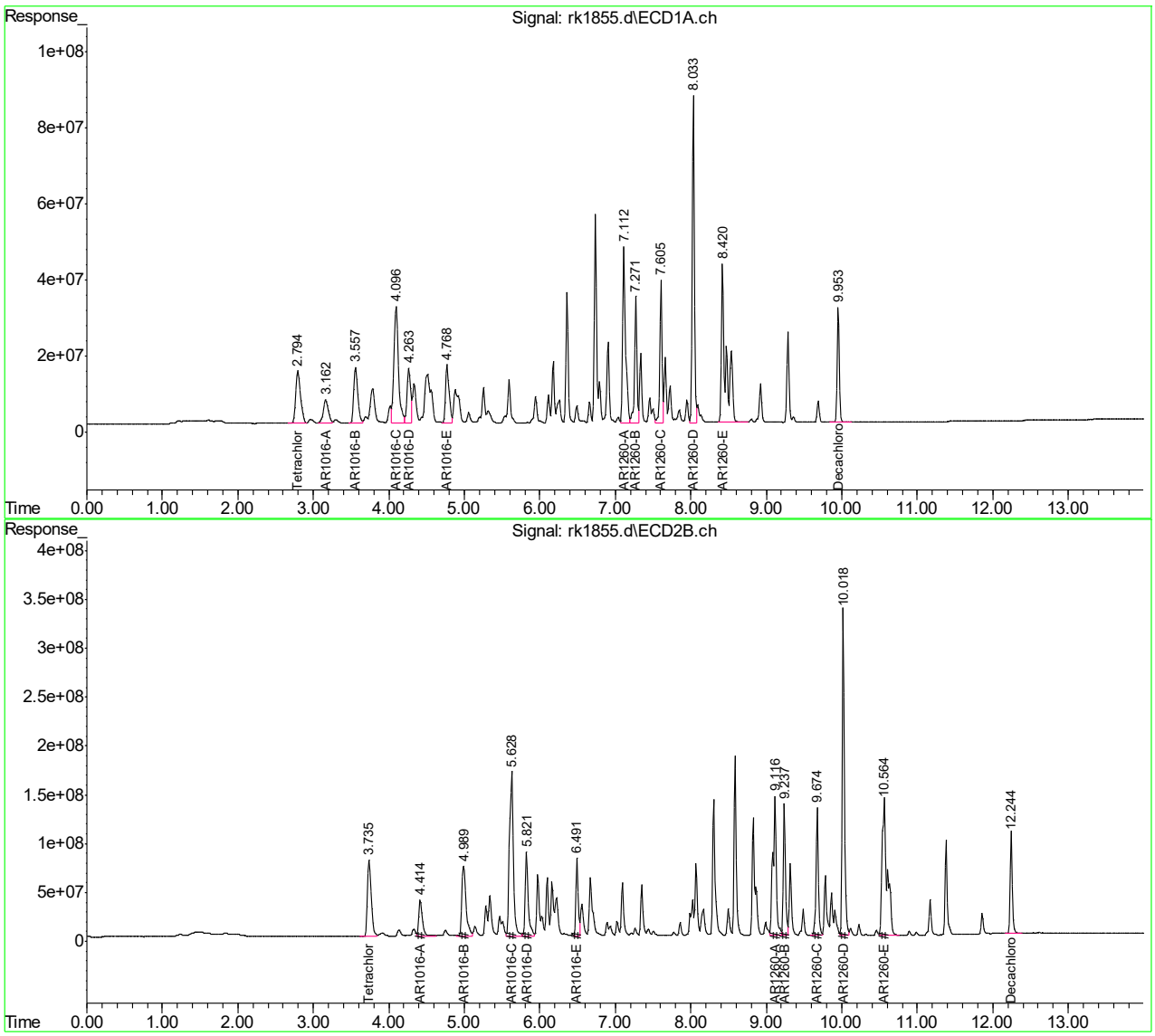

Manual Integration Approval Summary

Sample Number: GRK50-ICC50
Lab FileID: RK1855.D
Injection Time: 07/23/21 21:39
Method: SW846 8082A
Analyst approved: 07/26/21 15:53 Kristi Schollenberger
Supervisor approved: 07/26/21 15:58 Gwendolyn Burns

Parameter	CAS	Sig#	R.T. (min.)	Reason
AR1260-E		1	8.42	Poor instrument integration
AR1260-A		2	9.12	Poor instrument integration
AR1260-E		2	10.56	Poor instrument integration

Quantitation Report (Qedit)

Data Path : C:\msdchem\1\DATA\rk50\
Data File : rk1855.d
Signal(s) : Signal #1: ECD1A.ch Signal #2: ECD2B.ch
Acq On : 23 Jul 2021 9:39 pm
Operator : kristis
Sample : icc50-1000
Misc : op34420,grk50,15.0,,,10,1
ALS Vial : 9 Sample Multiplier: 1

Integration File signal 1: autoint1.e
Integration File signal 2: autoint2.e
Quant Time: Jul 23 21:53:40 2021
Quant Method : C:\MSDCHEM\1\METHODS\RKPCB50.M
Quant Title :
QLast Update : Wed Jul 21 17:21:52 2021
Response via : Initial Calibration
Integrator: ChemStation

Volume Inj. : 1ul
Signal #1 Phase : ZBCLP-1 Signal #2 Phase: ZBCLP-2
Signal #1 Info : 30m X 0.32mm(.32u Signal #2 Info : 30m X 0.32 mm (.25um)

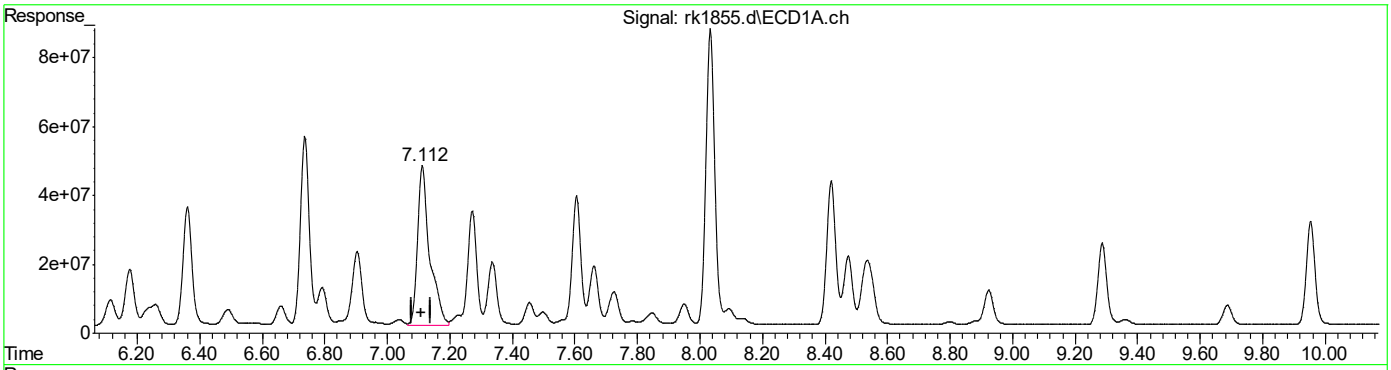

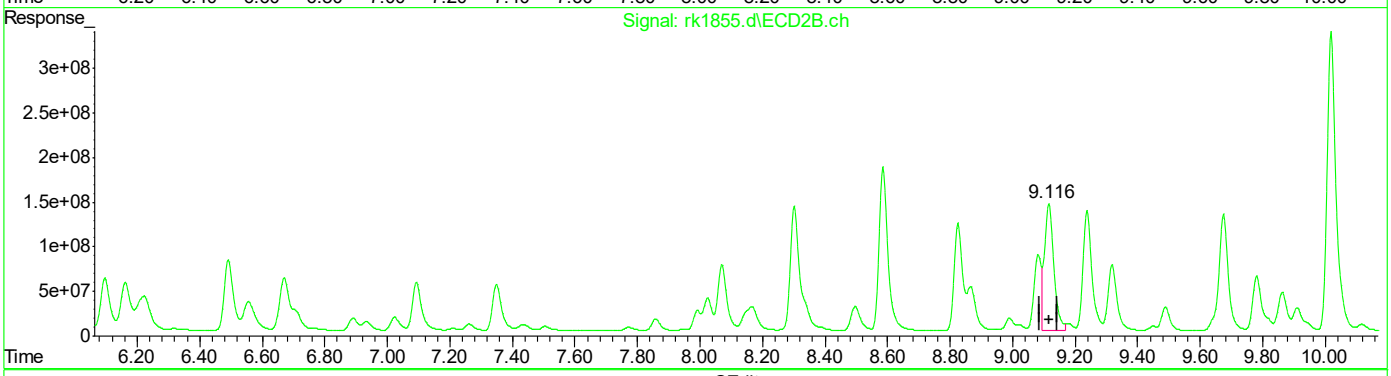

QEdit

(36) AR1260-A
7.112min 905.359 PPB
response 1246327465

(36) AR1260-A #2
9.116min 596.110 PPB
response 3008839734

(+) = Expected Retention Time
RKPCB50.M Sun Jul 25 08:05:02 2021 Page: 1

Quantitation Report (Qedit)

Data Path : C:\msdchem\1\DATA\rk50\
Data File : rk1855.d
Signal(s) : Signal #1: ECD1A.ch Signal #2: ECD2B.ch
Acq On : 23 Jul 2021 9:39 pm
Operator : kristis
Sample : icc50-1000
Misc : op34420,grk50,15.0,,,10,1
ALS Vial : 9 Sample Multiplier: 1

Integration File signal 1: autoint1.e
Integration File signal 2: autoint2.e
Quant Time: Jul 23 21:53:40 2021
Quant Method : C:\MSDCHEM\1\METHODS\RKPCB50.M
Quant Title :
QLast Update : Wed Jul 21 17:21:52 2021
Response via : Initial Calibration
Integrator: ChemStation

Volume Inj. : 1ul
Signal #1 Phase : ZBCLP-1 Signal #2 Phase: ZBCLP-2
Signal #1 Info : 30m X 0.32mm(.32u Signal #2 Info : 30m X 0.32 mm (.25um)

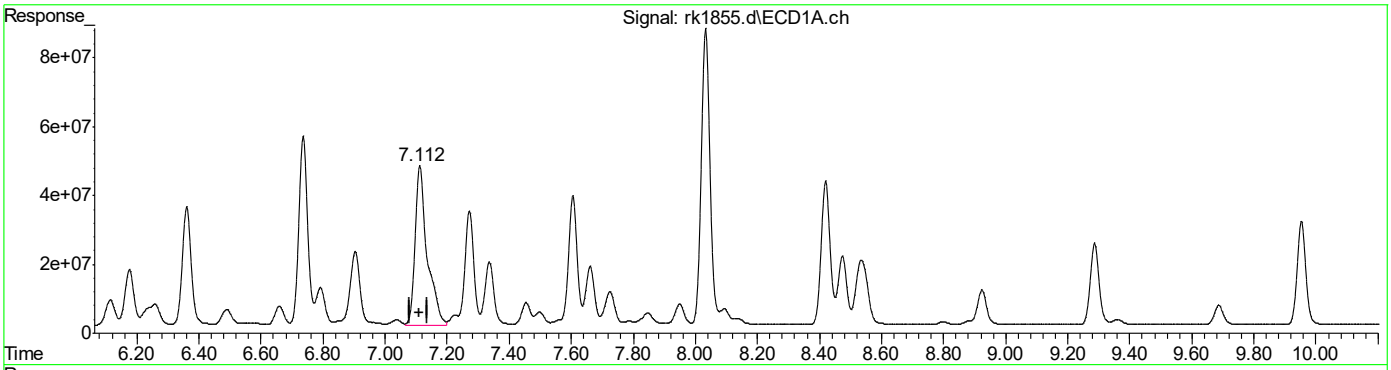

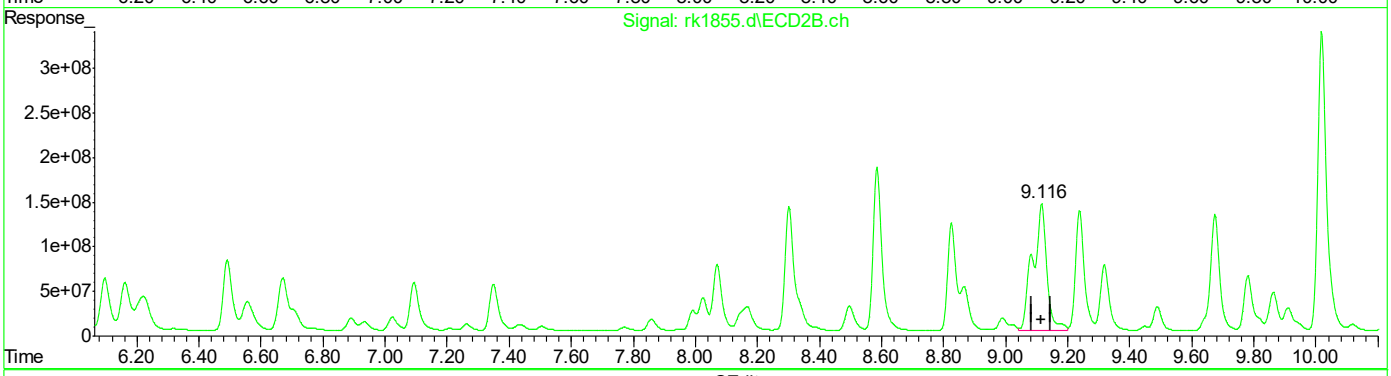

QEdit

(36) AR1260-A
7.112min 905.359 PPB
response 1246327465

(36) AR1260-A #2
9.116min 888.718 PPB m
response 4485765098

(+) = Expected Retention Time
RKPCB50.M Sun Jul 25 08:05:15 2021 Page: 1

Quantitation Report (Qedit)

Data Path : C:\msdchem\1\DATA\rk50\
Data File : rk1855.d
Signal(s) : Signal #1: ECD1A.ch Signal #2: ECD2B.ch
Acq On : 23 Jul 2021 9:39 pm
Operator : kristis
Sample : icc50-1000
Misc : op34420,grk50,15.0,,,10,1
ALS Vial : 9 Sample Multiplier: 1

Integration File signal 1: autoint1.e
Integration File signal 2: autoint2.e
Quant Time: Jul 23 21:53:40 2021
Quant Method : C:\MSDCHEM\1\METHODS\RKPCB50.M
Quant Title :
QLast Update : Wed Jul 21 17:21:52 2021
Response via : Initial Calibration
Integrator: ChemStation

Volume Inj. : 1ul
Signal #1 Phase : ZBCLP-1 Signal #2 Phase: ZBCLP-2
Signal #1 Info : 30m X 0.32mm(.32u Signal #2 Info : 30m X 0.32 mm (.25um)

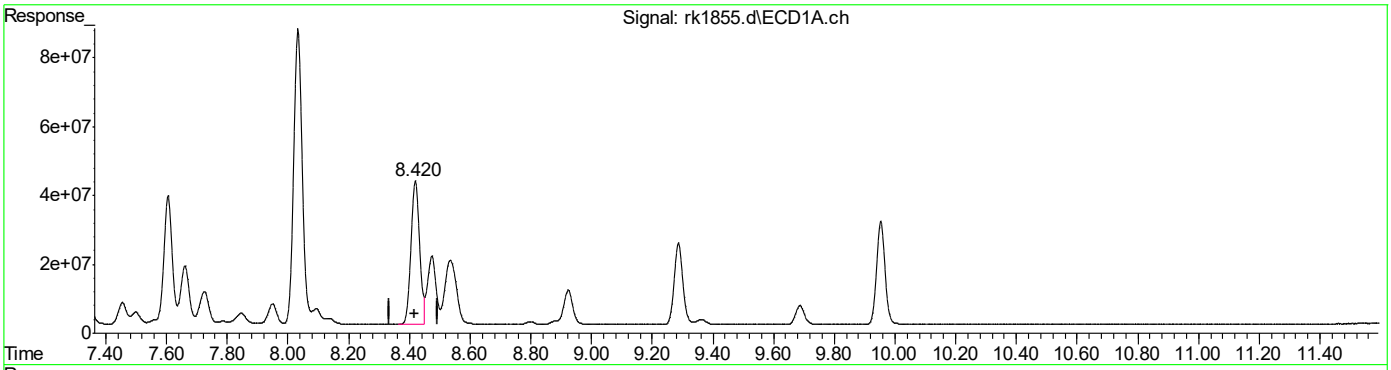

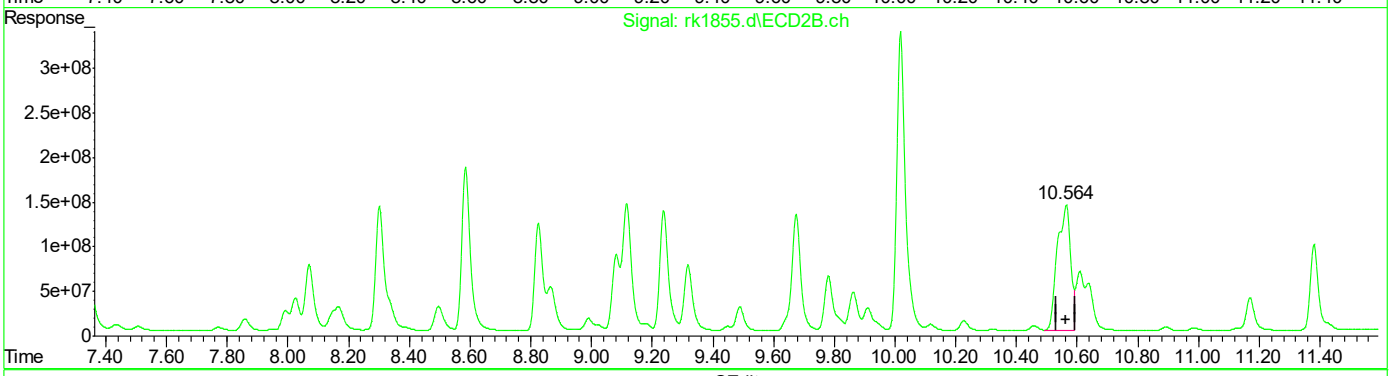

QEdit

(40) AR1260-E
8.420min 453.269 PPB
response 833165298

(40) AR1260-E #2
10.564min 610.388 PPB
response 4282972743

(+) = Expected Retention Time
RKPCB50.M Sun Jul 25 08:05:23 2021 Page: 1

Quantitation Report (Qedit)

Data Path : C:\msdchem\1\DATA\rk50\
Data File : rk1855.d
Signal(s) : Signal #1: ECD1A.ch Signal #2: ECD2B.ch
Acq On : 23 Jul 2021 9:39 pm
Operator : kristis
Sample : icc50-1000
Misc : op34420,grk50,15.0,,,10,1
ALS Vial : 9 Sample Multiplier: 1

Integration File signal 1: autoint1.e
Integration File signal 2: autoint2.e
Quant Time: Jul 23 21:53:40 2021
Quant Method : C:\MSDCHEM\1\METHODS\RKPCB50.M
Quant Title :
QLast Update : Wed Jul 21 17:21:52 2021
Response via : Initial Calibration
Integrator: ChemStation

Volume Inj. : 1ul
Signal #1 Phase : ZBCLP-1 Signal #2 Phase: ZBCLP-2
Signal #1 Info : 30m X 0.32mm(.32u Signal #2 Info : 30m X 0.32 mm (.25um)

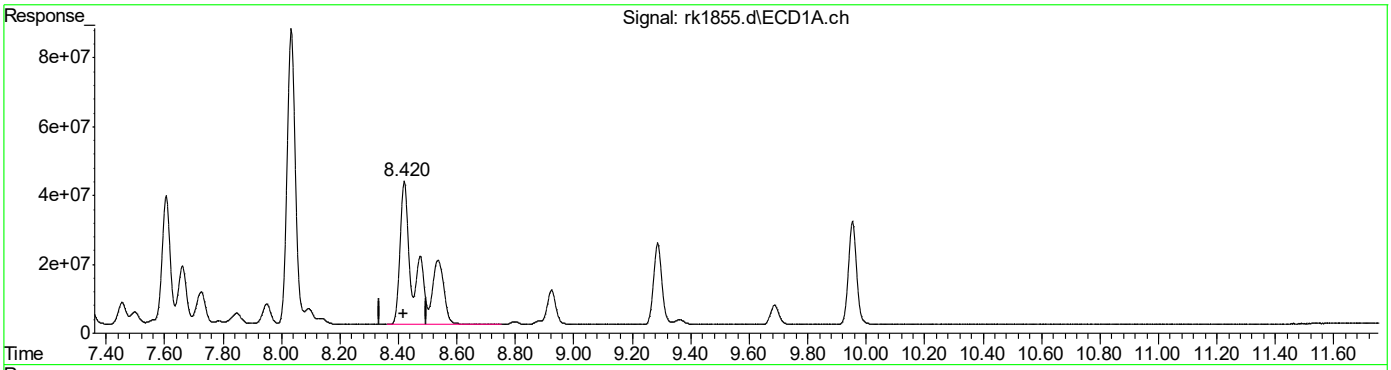

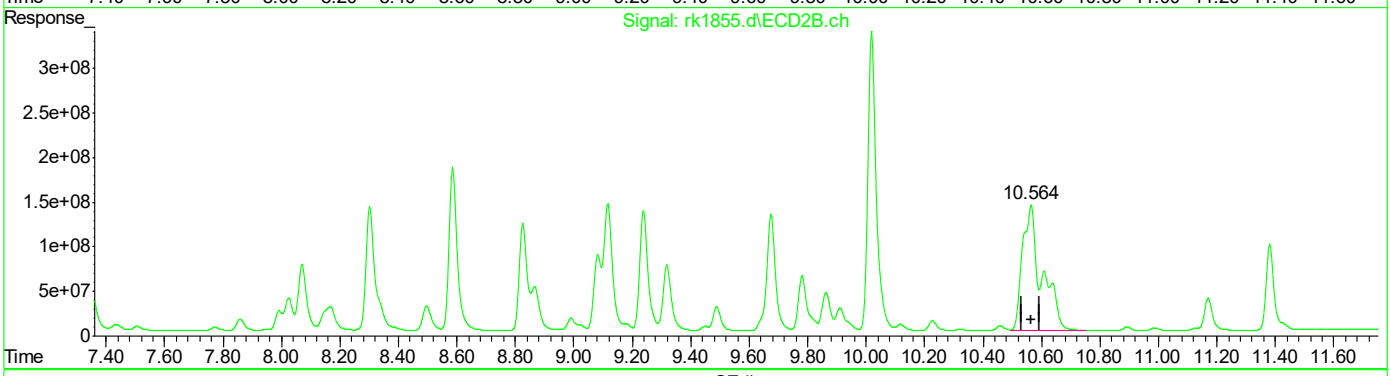

QEdit

(40) AR1260-E
8.420min 944.219 PPB m
response 1735593201

(40) AR1260-E #2
10.564min 914.715 PPB m
response 6418372737

(+) = Expected Retention Time
RKPCB50.M Sun Jul 25 08:05:46 2021 Page: 1

Manual Integrations APPROVED
(compounds with "m" flag)
Gwendolyn Burns
07/26/21 15:58

Quantitation Report (QT Reviewed)

Data Path : C:\msdchem\1\DATA\rk50\
Data File : rk1856.d
Signal(s) : Signal #1: ECD1A.ch Signal #2: ECD2B.ch
Acq On : 23 Jul 2021 9:56 pm
Operator : kristis
Sample : ic50-2000
Misc : op34420,grk50,15.0,,,10,1
ALS Vial : 10 Sample Multiplier: 1

Integration File signal 1: autoint1.e
Integration File signal 2: autoint2.e
Quant Time: Jul 25 08:07:26 2021
Quant Method : C:\MSDCHEM\1\METHODS\RKPCB50.M
Quant Title :
QLast Update : Wed Jul 21 17:21:52 2021
Response via : Initial Calibration
Integrator: ChemStation

Volume Inj. : 1ul
Signal #1 Phase : ZBCLP-1 Signal #2 Phase: ZBCLP-2
Signal #1 Info : 30m X 0.32mm(.32u Signal #2 Info : 30m X 0.32 mm (.25um)

	Compound	RT#1	RT#2	Resp#1	Resp#2	ppb	ppb
	System Monitoring Compounds						
1) S	Tetrachlo...	2.795	3.738	1193.9E6	5302.1E6	63.757	78.298
	Spiked Amount 40.000			Recovery	=	159.39%	195.75%
51) S	Decachlor...	9.955	12.244	1112.8E6	3874.7E6	71.398	73.477
	Spiked Amount 40.000			Recovery	=	178.49%	183.69%
	Target Compounds						
31)	AR1016-A	3.164	4.415	535.2E6	2235.9E6	1486.571	1848.692
32)	AR1016-B	3.558	4.989	1030.1E6	5075.4E6	1515.213	1745.695
33)	AR1016-C	4.097	5.629	2475.8E6	11083.0E6	1669.847	1865.326
34)	AR1016-D	4.263	5.823	922.9E6	4363.5E6	1614.038	1866.178
35)	AR1016-E	4.768	6.492	962.3E6	3032.1E6	1579.385	1824.672
36)	AR1260-A	7.112	9.116	2401.3E6	8621.9E6	1744.370	1708.163m
37)	AR1260-B	7.272	9.238	1354.4E6	5062.8E6	1638.642	1685.879
38)	AR1260-C	7.606	9.675	1423.5E6	5247.8E6	1726.313	1695.958
39)	AR1260-D	8.033	10.019	3221.4E6	12477.0E6	1627.118	1742.745
40)	AR1260-E	8.421	10.564	3340.8E6	12276.2E6	1817.517m	1749.548m

(f)=RT Delta > 1/2 Window (#)=Amounts differ by > 25% (m)=manual int.

11.6.43 11

Quantitation Report (QT Reviewed)

Data Path : C:\msdchem\1\DATA\rk50\
Data File : rk1856.d
Signal(s) : Signal #1: ECD1A.ch Signal #2: ECD2B.ch
Acq On : 23 Jul 2021 9:56 pm
Operator : kristis
Sample : ic50-2000
Misc : op34420,grk50,15.0,,,10,1
ALS Vial : 10 Sample Multiplier: 1

Integration File signal 1: autoint1.e
Integration File signal 2: autoint2.e
Quant Time: Jul 25 08:07:26 2021
Quant Method : C:\MSDCHEM\1\METHODS\RKPCB50.M
Quant Title :
QLast Update : Wed Jul 21 17:21:52 2021
Response via : Initial Calibration
Integrator: ChemStation

Volume Inj. : 1ul
Signal #1 Phase : ZBCLP-1 Signal #2 Phase: ZBCLP-2
Signal #1 Info : 30m X 0.32mm(.32u Signal #2 Info : 30m X 0.32 mm (.25um)

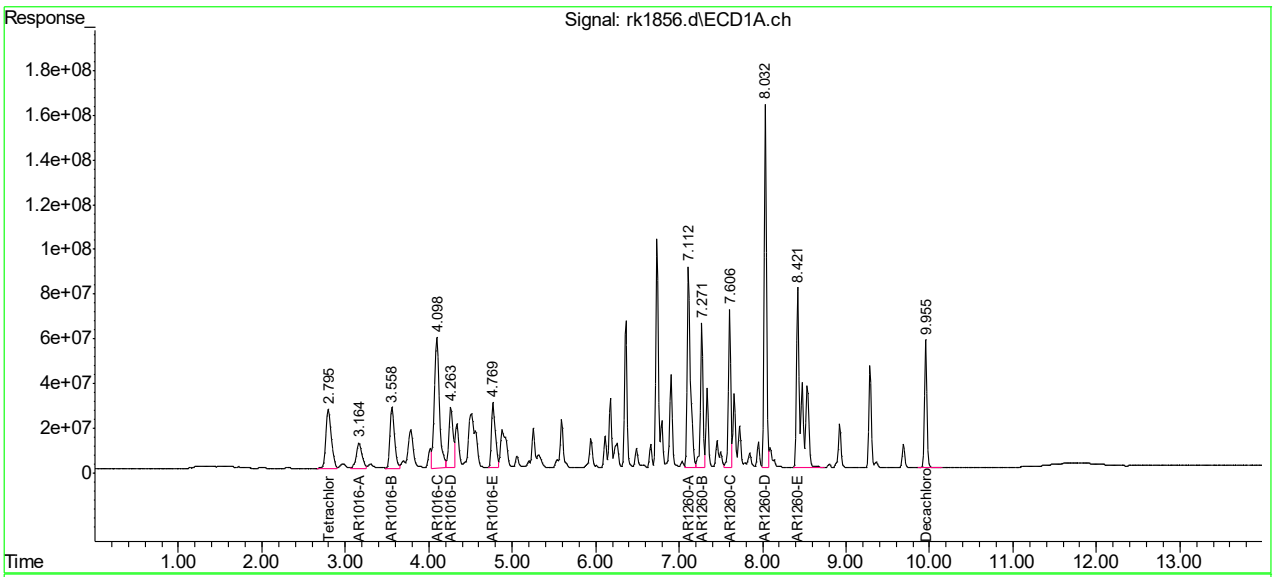

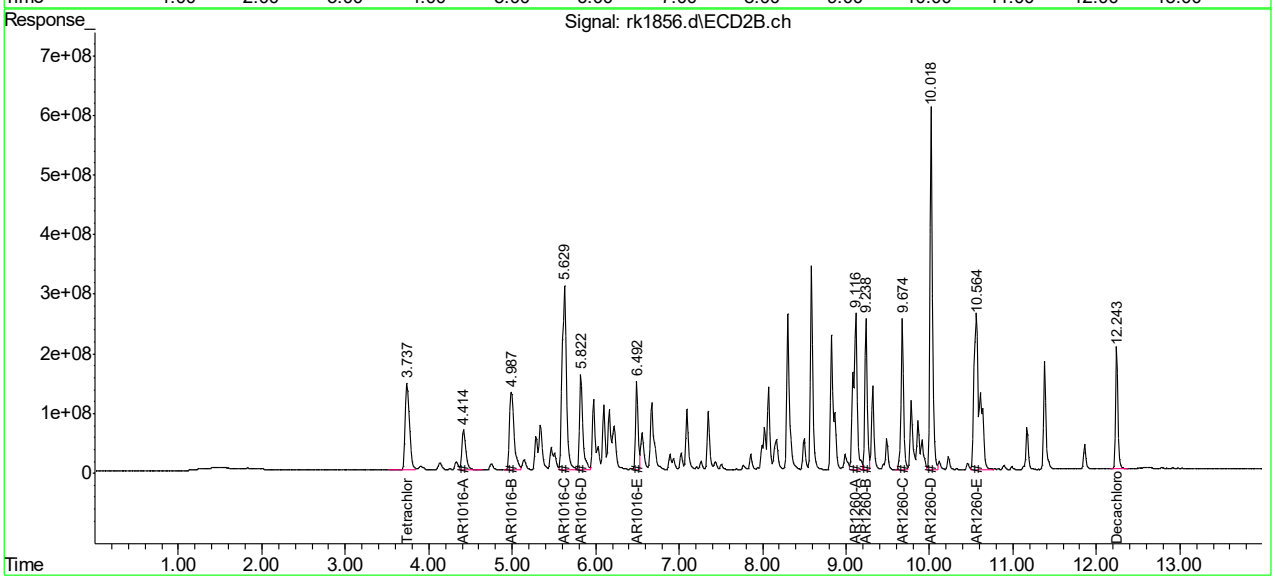

Manual Integration Approval Summary

Sample Number: GRK50-IC50
Lab FileID: RK1856.D
Injection Time: 07/23/21 21:56
Method: SW846 8082A
Analyst approved: 07/25/21 08:38 Kristi Schollenberger
Supervisor approved: 07/26/21 15:58 Gwendolyn Burns

Parameter	CAS	Sig#	R.T. (min.)	Reason
AR1260-E		1	8.42	Poor instrument integration
AR1260-A		2	9.12	Poor instrument integration
AR1260-E		2	10.56	Poor instrument integration

Quantitation Report (Qedit)

Data Path : C:\msdchem\1\DATA\rk50\
Data File : rk1856.d
Signal(s) : Signal #1: ECD1A.ch Signal #2: ECD2B.ch
Acq On : 23 Jul 2021 9:56 pm
Operator : kristis
Sample : ic50-2000
Misc : op34420,grk50,15.0,,,10,1
ALS Vial : 10 Sample Multiplier: 1

Integration File signal 1: autoint1.e
Integration File signal 2: autoint2.e
Quant Time: Jul 23 22:10:08 2021
Quant Method : C:\MSDCHEM\1\METHODS\RKPCB50.M
Quant Title :
QLast Update : Wed Jul 21 17:21:52 2021
Response via : Initial Calibration
Integrator: ChemStation

Volume Inj. : 1ul
Signal #1 Phase : ZBCLP-1 Signal #2 Phase: ZBCLP-2
Signal #1 Info : 30m X 0.32mm(.32u Signal #2 Info : 30m X 0.32 mm (.25um)

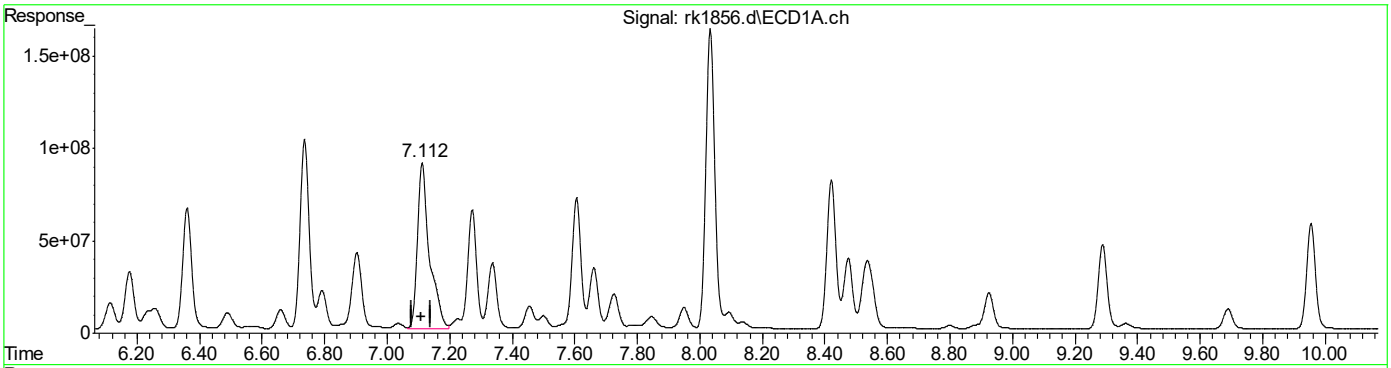

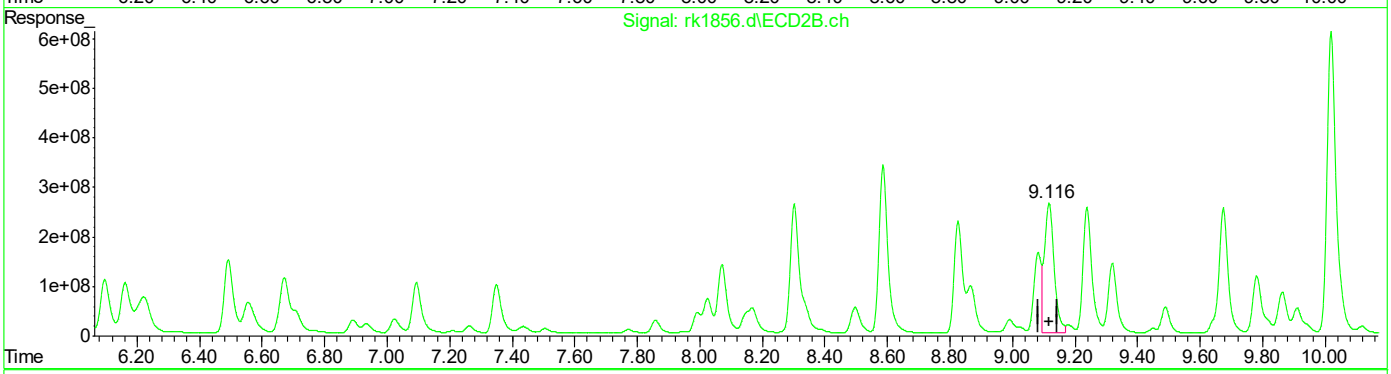

QEdit

(36) AR1260-A
7.112min 1744.370 PPB
response 2401319114

(36) AR1260-A #2
9.117min 1138.654 PPB
response 5747307168

(+) = Expected Retention Time
RKPCB50.M Sun Jul 25 08:06:14 2021 Page: 1

Quantitation Report (Qedit)

Data Path : C:\msdchem\1\DATA\rk50\
Data File : rk1856.d
Signal(s) : Signal #1: ECD1A.ch Signal #2: ECD2B.ch
Acq On : 23 Jul 2021 9:56 pm
Operator : kristis
Sample : ic50-2000
Misc : op34420,grk50,15.0,,,10,1
ALS Vial : 10 Sample Multiplier: 1

Integration File signal 1: autoint1.e
Integration File signal 2: autoint2.e
Quant Time: Jul 23 22:10:08 2021
Quant Method : C:\MSDCHEM\1\METHODS\RKPCB50.M
Quant Title :
QLast Update : Wed Jul 21 17:21:52 2021
Response via : Initial Calibration
Integrator: ChemStation

Volume Inj. : 1ul
Signal #1 Phase : ZBCLP-1 Signal #2 Phase: ZBCLP-2
Signal #1 Info : 30m X 0.32mm(.32u Signal #2 Info : 30m X 0.32 mm (.25um)

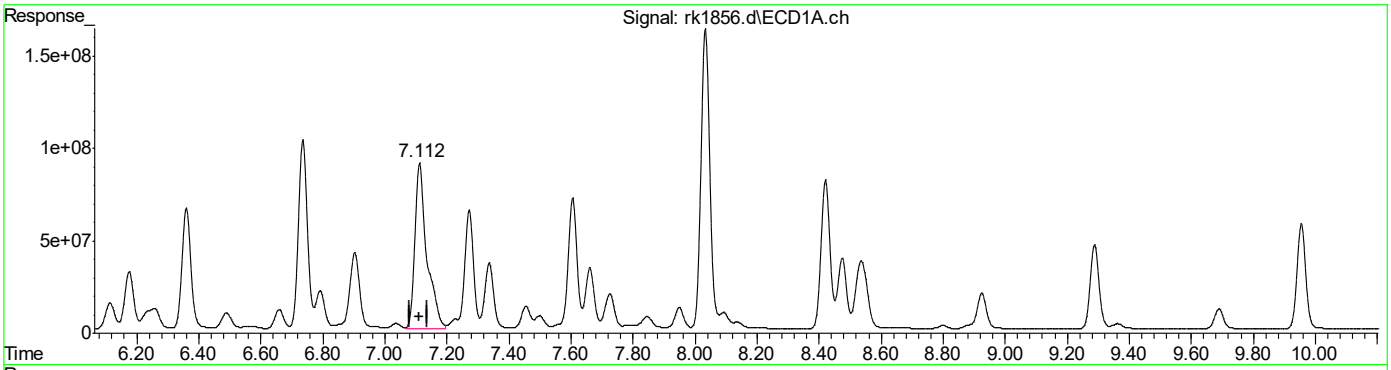

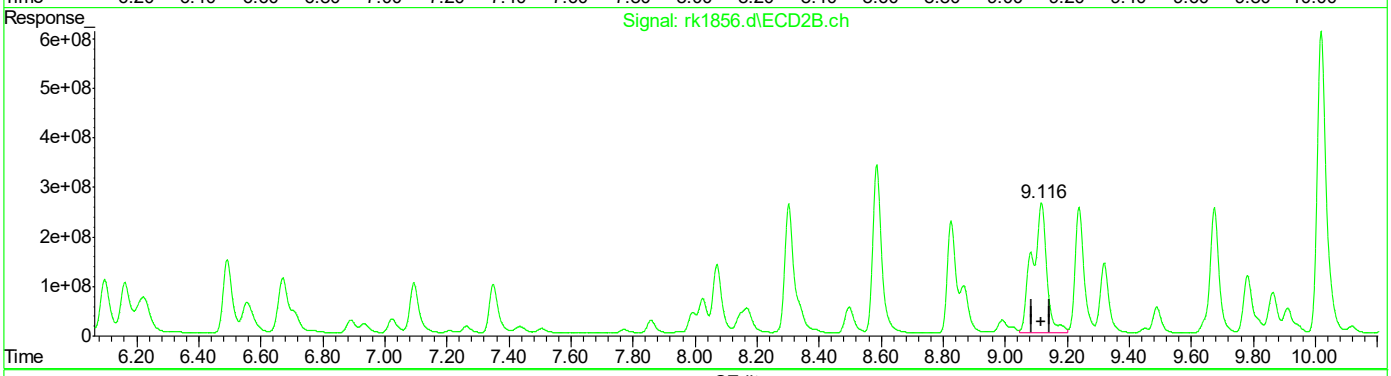

QEdit

(36) AR1260-A
7.112min 1744.370 PPB
response 2401319114

(36) AR1260-A #2
9.116min 1708.163 PPB m
response 8621884158

(+) = Expected Retention Time
RKPCB50.M Sun Jul 25 08:06:47 2021 Page: 1

Quantitation Report (Qedit)

Data Path : C:\msdchem\1\DATA\rk50\
Data File : rk1856.d
Signal(s) : Signal #1: ECD1A.ch Signal #2: ECD2B.ch
Acq On : 23 Jul 2021 9:56 pm
Operator : kristis
Sample : ic50-2000
Misc : op34420,grk50,15.0,,,10,1
ALS Vial : 10 Sample Multiplier: 1

Integration File signal 1: autoint1.e
Integration File signal 2: autoint2.e
Quant Time: Jul 23 22:10:08 2021
Quant Method : C:\MSDCHEM\1\METHODS\RKPCB50.M
Quant Title :
QLast Update : Wed Jul 21 17:21:52 2021
Response via : Initial Calibration
Integrator: ChemStation

Volume Inj. : 1ul
Signal #1 Phase : ZBCLP-1 Signal #2 Phase: ZBCLP-2
Signal #1 Info : 30m X 0.32mm(.32u Signal #2 Info : 30m X 0.32 mm (.25um)

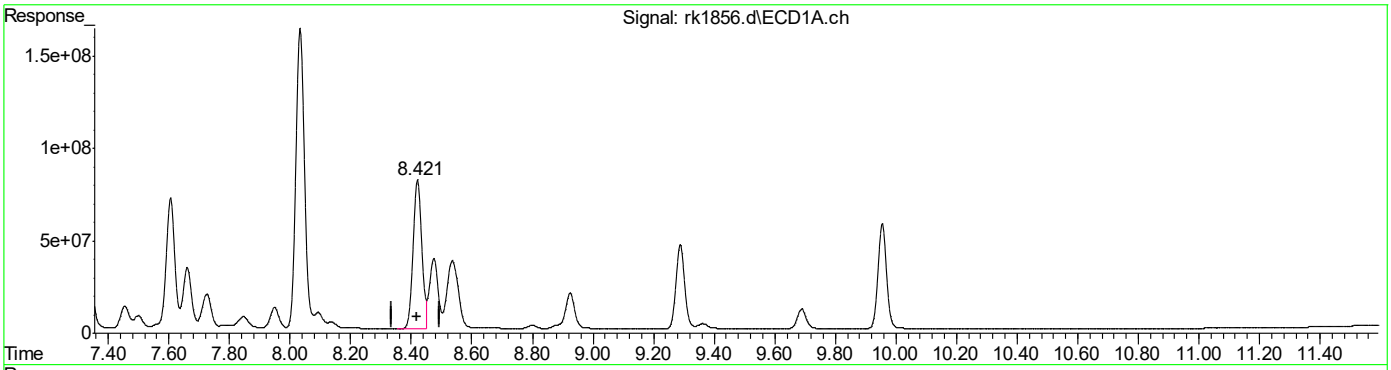

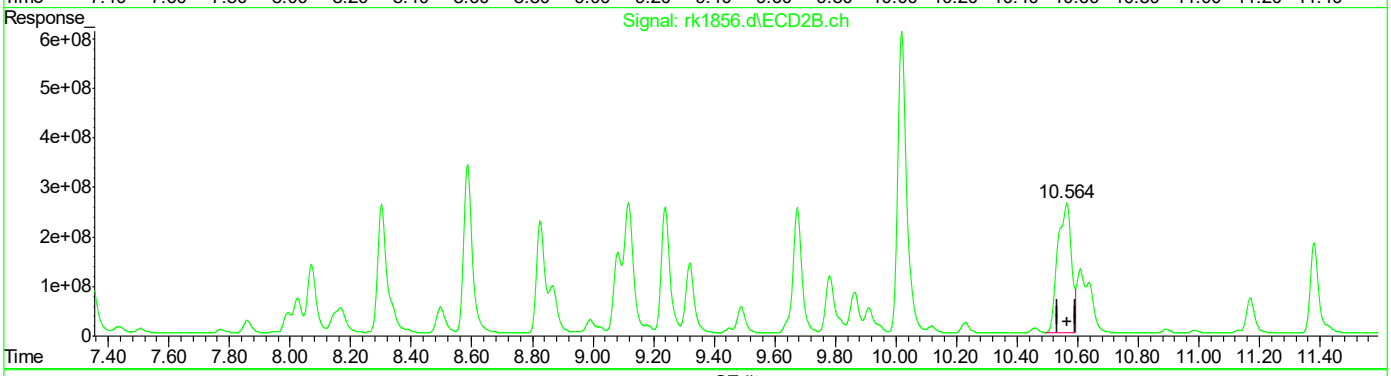

QEdit

(40) AR1260-E
8.421min 878.119 PPB
response 1614092767

(40) AR1260-E #2
10.564min 1163.596 PPB
response 8164722254

(+) = Expected Retention Time
RKPCB50.M Sun Jul 25 08:06:54 2021 Page: 1

Quantitation Report (Qedit)

Data Path : C:\msdchem\1\DATA\rk50\
Data File : rk1856.d
Signal(s) : Signal #1: ECD1A.ch Signal #2: ECD2B.ch
Acq On : 23 Jul 2021 9:56 pm
Operator : kristis
Sample : ic50-2000
Misc : op34420,grk50,15.0,,,10,1
ALS Vial : 10 Sample Multiplier: 1

Integration File signal 1: autoint1.e
Integration File signal 2: autoint2.e
Quant Time: Jul 23 22:10:08 2021
Quant Method : C:\MSDCHEM\1\METHODS\RKPCB50.M
Quant Title :
QLast Update : Wed Jul 21 17:21:52 2021
Response via : Initial Calibration
Integrator: ChemStation

Volume Inj. : 1ul
Signal #1 Phase : ZBCLP-1 Signal #2 Phase: ZBCLP-2
Signal #1 Info : 30m X 0.32mm(.32u Signal #2 Info : 30m X 0.32 mm (.25um)

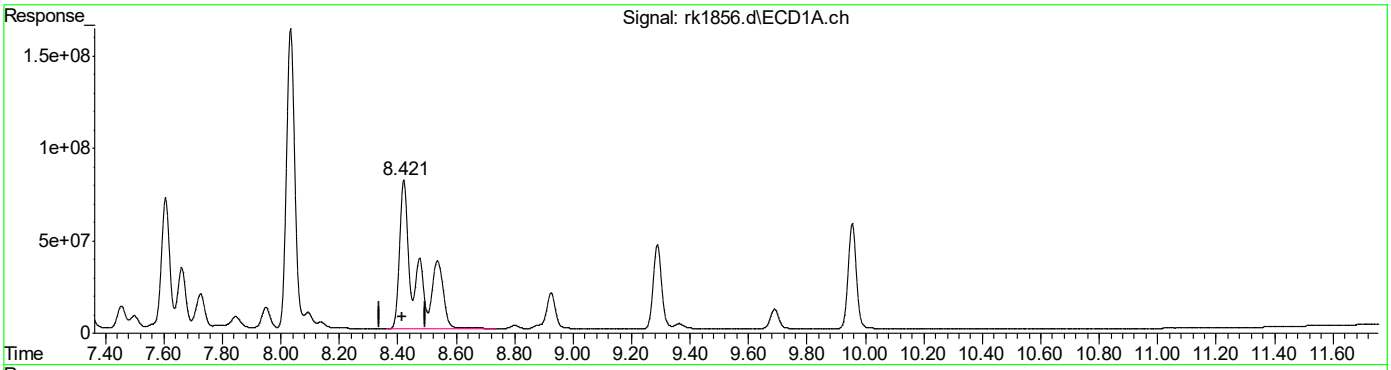

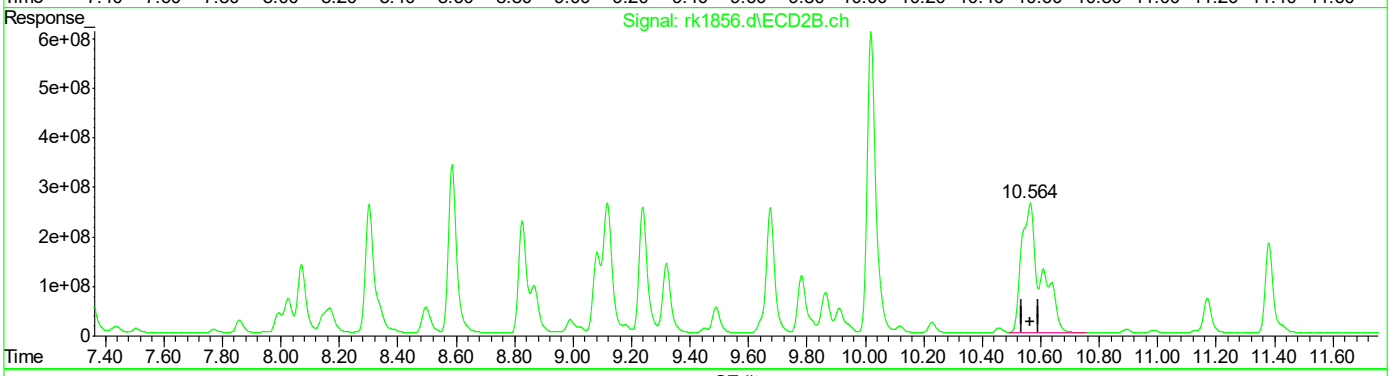

QEdit

(40) AR1260-E
8.421min 1817.517 PPB m
response 3340824113

(40) AR1260-E #2
10.564min 1749.548 PPB m
response 12276233475

(+) = Expected Retention Time
RKPCB50.M Sun Jul 25 08:07:30 2021 Page: 1

Manual Integrations APPROVED (compounds with "m" flag)
Gwendolyn Burns 07/26/21 15:58

Quantitation Report (QT Reviewed)

Data Path : C:\msdchem\1\DATA\rk50\
Data File : rk1857.d
Signal(s) : Signal #1: ECD1A.ch Signal #2: ECD2B.ch
Acq On : 23 Jul 2021 10:12 pm
Operator : kristis
Sample : ic50-3000
Misc : op34420,grk50,15.0,,,10,1
ALS Vial : 11 Sample Multiplier: 1

Integration File signal 1: autoint1.e
Integration File signal 2: autoint2.e
Quant Time: Jul 25 08:08:45 2021
Quant Method : C:\MSDCHEM\1\METHODS\RKPCB50.M
Quant Title :
QLast Update : Wed Jul 21 17:21:52 2021
Response via : Initial Calibration
Integrator: ChemStation

Volume Inj. : 1ul
Signal #1 Phase : ZBCLP-1 Signal #2 Phase: ZBCLP-2
Signal #1 Info : 30m X 0.32mm(.32u Signal #2 Info : 30m X 0.32 mm (.25um)

	Compound	RT#1	RT#2	Resp#1	Resp#2	ppb	ppb
	System Monitoring Compounds						
1) S	Tetrachlo...	2.794	3.738	1809.9E6	8030.9E6	96.654	118.594
	Spiked Amount 40.000			Recovery	=	241.63%	296.48%
51) S	Decachlor...	9.954	12.243	1685.6E6	5801.0E6	108.151	110.005
	Spiked Amount 40.000			Recovery	=	270.38%	275.01%
	Target Compounds						
31)	AR1016-A	3.163	4.416	790.5E6	3306.9E6	2195.651	2734.213
32)	AR1016-B	3.558	4.989	1521.8E6	7447.2E6	2238.435	2561.461
33)	AR1016-C	4.097	5.629	3686.0E6	16237.0E6	2486.161	2732.782
34)	AR1016-D	4.262	5.823	1371.7E6	6448.6E6	2398.824	2757.922
35)	AR1016-E	4.768	6.492	1450.8E6	4496.7E6	2381.224	2706.048
36)	AR1260-A	7.112	9.116	3620.0E6	12866.7E6	2629.664	2549.143m
37)	AR1260-B	7.272	9.238	1908.7E6	7561.0E6	2309.329	2517.746
38)	AR1260-C	7.605	9.675	2142.6E6	7859.1E6	2598.389	2539.872
39)	AR1260-D	8.033	10.019	4719.7E6	18455.7E6	2383.896	2577.833
40)	AR1260-E	8.420	10.564	5022.2E6	18566.6E6	2732.258m	2646.025m

(f)=RT Delta > 1/2 Window (#)=Amounts differ by > 25% (m)=manual int.

11.6.44 11

Quantitation Report (QT Reviewed)

Data Path : C:\msdchem\1\DATA\rk50\
Data File : rk1857.d
Signal(s) : Signal #1: ECD1A.ch Signal #2: ECD2B.ch
Acq On : 23 Jul 2021 10:12 pm
Operator : kristis
Sample : ic50-3000
Misc : op34420,grk50,15.0,,,10,1
ALS Vial : 11 Sample Multiplier: 1

Integration File signal 1: autoint1.e
Integration File signal 2: autoint2.e
Quant Time: Jul 25 08:08:45 2021
Quant Method : C:\MSDCHEM\1\METHODS\RKPCB50.M
Quant Title :
QLast Update : Wed Jul 21 17:21:52 2021
Response via : Initial Calibration
Integrator: ChemStation

Volume Inj. : 1ul
Signal #1 Phase : ZBCLP-1 Signal #2 Phase: ZBCLP-2
Signal #1 Info : 30m X 0.32mm(.32u Signal #2 Info : 30m X 0.32 mm (.25um)

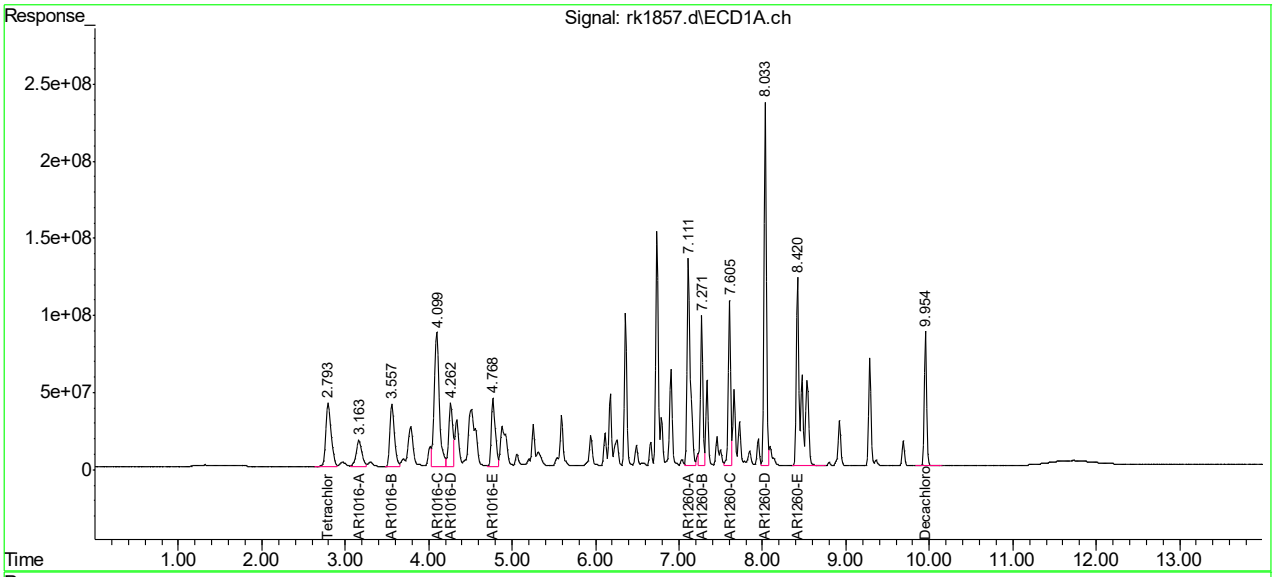

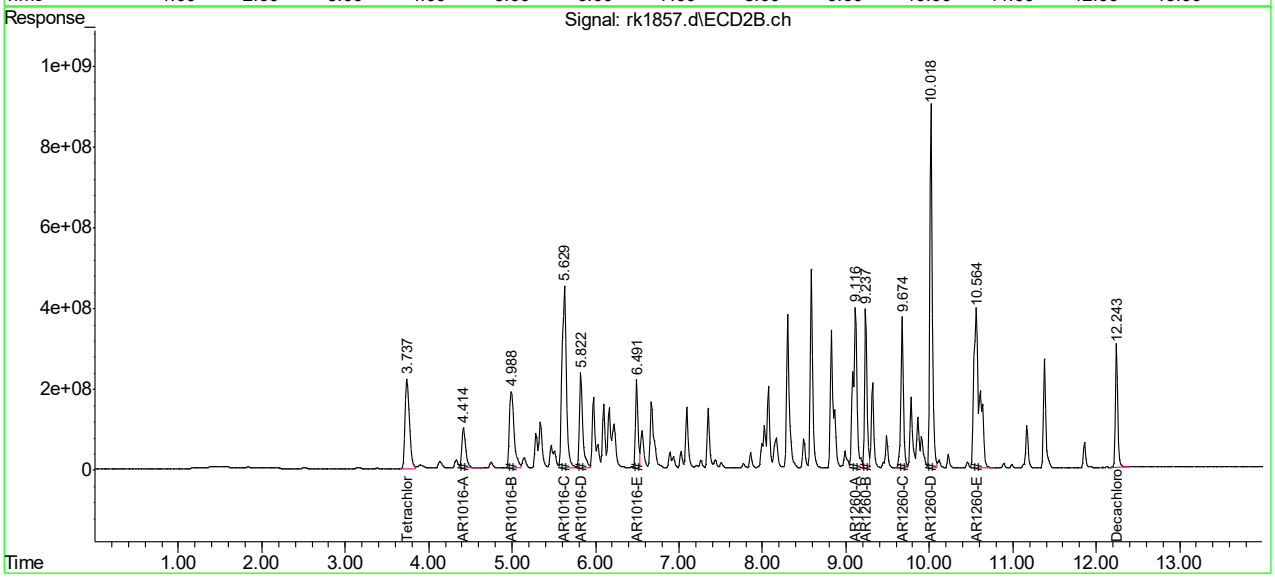

Manual Integration Approval Summary

Sample Number: GRK50-IC50
Lab FileID: RK1857.D
Injection Time: 07/23/21 22:12
Method: SW846 8082A
Analyst approved: 07/25/21 08:38 Kristi Schollenberger
Supervisor approved: 07/26/21 15:58 Gwendolyn Burns

Parameter	CAS	Sig#	R.T. (min.)	Reason
AR1260-E		1	8.42	Poor instrument integration
AR1260-A		2	9.12	Poor instrument integration
AR1260-E		2	10.56	Poor instrument integration

Quantitation Report (Qedit)

Data Path : C:\msdchem\1\DATA\rk50\
Data File : rk1857.d
Signal(s) : Signal #1: ECD1A.ch Signal #2: ECD2B.ch
Acq On : 23 Jul 2021 10:12 pm
Operator : kristis
Sample : ic50-3000
Misc : op34420,grk50,15.0,,,10,1
ALS Vial : 11 Sample Multiplier: 1

Integration File signal 1: autoint1.e
Integration File signal 2: autoint2.e
Quant Time: Jul 23 22:26:38 2021
Quant Method : C:\MSDCHEM\1\METHODS\RKPCB50.M
Quant Title :
QLast Update : Wed Jul 21 17:21:52 2021
Response via : Initial Calibration
Integrator: ChemStation

Volume Inj. : 1ul
Signal #1 Phase : ZBCLP-1 Signal #2 Phase: ZBCLP-2
Signal #1 Info : 30m X 0.32mm(.32u Signal #2 Info : 30m X 0.32 mm (.25um)

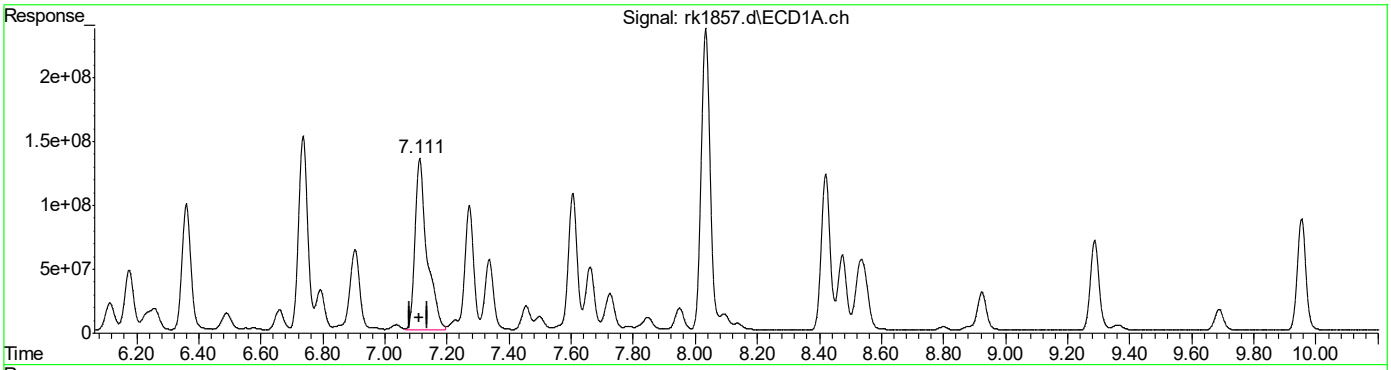

(36) AR1260-A
7.112min 2629.664 PPB
response 3620024965

(36) AR1260-A #2
9.117min 1789.280 PPB
response 9031317295

(+) = Expected Retention Time
RKPCB50.M Sun Jul 25 08:08:00 2021

Quantitation Report (Qedit)

Data Path : C:\msdchem\1\DATA\rk50\
Data File : rk1857.d
Signal(s) : Signal #1: ECD1A.ch Signal #2: ECD2B.ch
Acq On : 23 Jul 2021 10:12 pm
Operator : kristis
Sample : ic50-3000
Misc : op34420,grk50,15.0,,,10,1
ALS Vial : 11 Sample Multiplier: 1

Integration File signal 1: autoint1.e
Integration File signal 2: autoint2.e
Quant Time: Jul 23 22:26:38 2021
Quant Method : C:\MSDCHEM\1\METHODS\RKPCB50.M
Quant Title :
QLast Update : Wed Jul 21 17:21:52 2021
Response via : Initial Calibration
Integrator: ChemStation

Volume Inj. : 1ul
Signal #1 Phase : ZBCLP-1 Signal #2 Phase: ZBCLP-2
Signal #1 Info : 30m X 0.32mm(.32u Signal #2 Info : 30m X 0.32 mm (.25um)

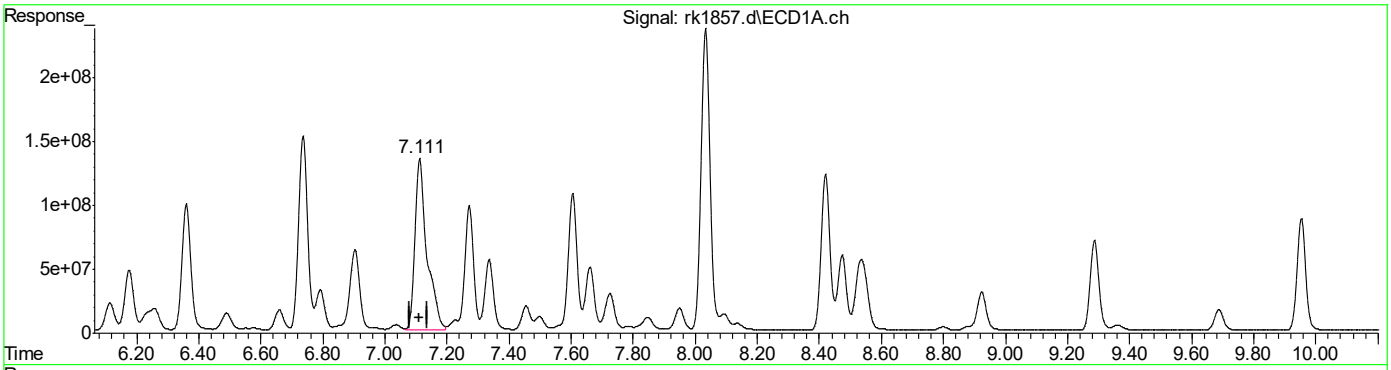

(36) AR1260-A
7.112min 2629.664 PPB
response 3620024965

(36) AR1260-A #2
9.116min 2549.143 PPB m
response 12866692648

(+) = Expected Retention Time
RKPCB50.M Sun Jul 25 08:08:15 2021 Page: 1

Quantitation Report (Qedit)

Data Path : C:\msdchem\1\DATA\rk50\
Data File : rk1857.d
Signal(s) : Signal #1: ECD1A.ch Signal #2: ECD2B.ch
Acq On : 23 Jul 2021 10:12 pm
Operator : kristis
Sample : ic50-3000
Misc : op34420,grk50,15.0,,,10,1
ALS Vial : 11 Sample Multiplier: 1

Integration File signal 1: autoint1.e
Integration File signal 2: autoint2.e
Quant Time: Jul 23 22:26:38 2021
Quant Method : C:\MSDCHEM\1\METHODS\RKPCB50.M
Quant Title :
QLast Update : Wed Jul 21 17:21:52 2021
Response via : Initial Calibration
Integrator: ChemStation

Volume Inj. : 1ul
Signal #1 Phase : ZBCLP-1 Signal #2 Phase: ZBCLP-2
Signal #1 Info : 30m X 0.32mm(.32u Signal #2 Info : 30m X 0.32 mm (.25um)

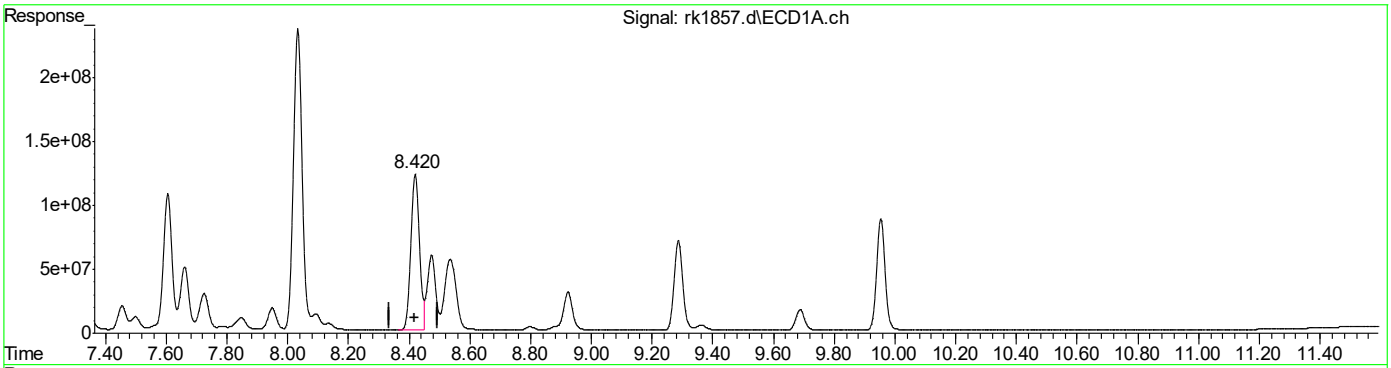

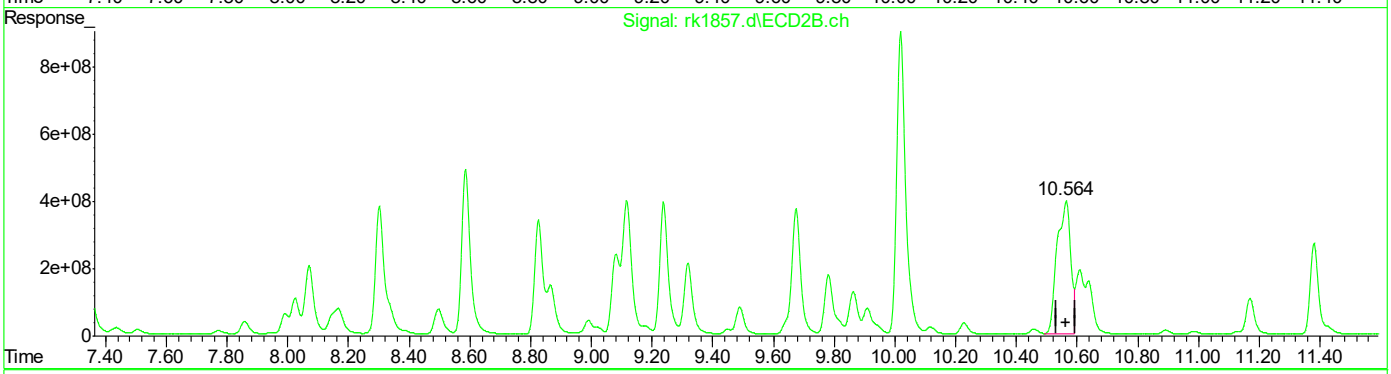

QEdit

(40) AR1260-E
8.420min 1312.758 PPB
response 2413014503

(40) AR1260-E #2
10.564min 1753.204 PPB
response 12301888422

(+) = Expected Retention Time

Quantitation Report (Qedit)

Data Path : C:\msdchem\1\DATA\rk50\
Data File : rk1857.d
Signal(s) : Signal #1: ECD1A.ch Signal #2: ECD2B.ch
Acq On : 23 Jul 2021 10:12 pm
Operator : kristis
Sample : ic50-3000
Misc : op34420,grk50,15.0,,,10,1
ALS Vial : 11 Sample Multiplier: 1

Integration File signal 1: autoint1.e
Integration File signal 2: autoint2.e
Quant Time: Jul 23 22:26:38 2021
Quant Method : C:\MSDCHEM\1\METHODS\RKPCB50.M
Quant Title :
QLast Update : Wed Jul 21 17:21:52 2021
Response via : Initial Calibration
Integrator: ChemStation

Volume Inj. : 1ul
Signal #1 Phase : ZBCLP-1 Signal #2 Phase: ZBCLP-2
Signal #1 Info : 30m X 0.32mm(.32u Signal #2 Info : 30m X 0.32 mm (.25um)

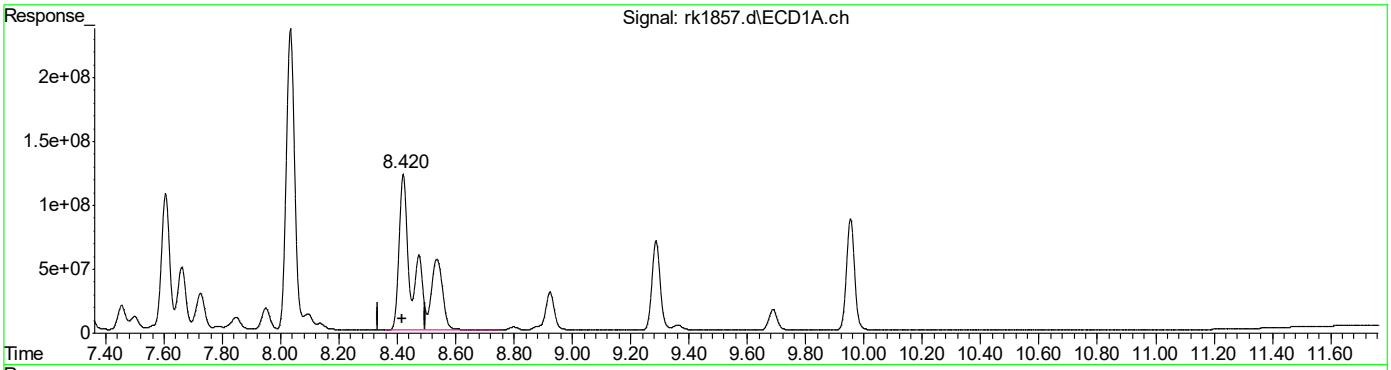

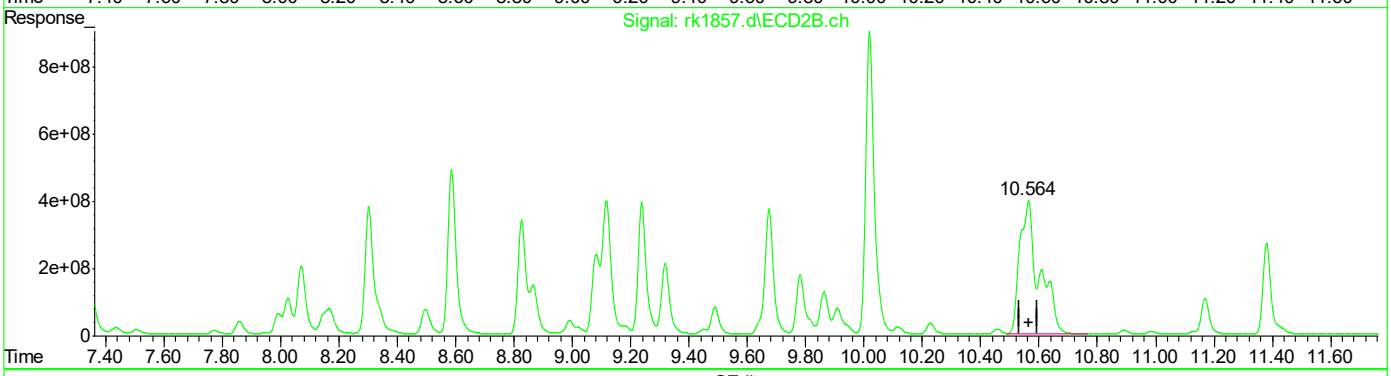

QEdit

(40) AR1260-E
8.420min 2732.258 PPB m
response 5022233744

(40) AR1260-E #2
10.564min 2646.025 PPB m
response 18566637339

(+) = Expected Retention Time
RKPCB50.M Sun Jul 25 08:08:49 2021 Page: 1

Manual Integrations APPROVED
(compounds with "m" flag)
Gwendolyn Burns
07/26/21 15:58

Quantitation Report (QT Reviewed)

Data Path : C:\msdchem\1\DATA\rk50\
Data File : rk1858.d
Signal(s) : Signal #1: ECD1A.ch Signal #2: ECD2B.ch
Acq On : 23 Jul 2021 10:29 pm
Operator : kristis
Sample : icv50-1000
Misc : op34420,grk50,15.0,,,10,1
ALS Vial : 12 Sample Multiplier: 1

Integration File signal 1: autoint1.e
Integration File signal 2: autoint2.e
Quant Time: Jul 25 08:14:47 2021
Quant Method : C:\MSDCHEM\1\METHODS\RKPCB50.M
Quant Title :
QLast Update : Sun Jul 25 08:10:39 2021
Response via : Initial Calibration
Integrator: ChemStation

Volume Inj. : 1ul
Signal #1 Phase : ZBCLP-1 Signal #2 Phase: ZBCLP-2
Signal #1 Info : 30m X 0.32mm(.32u Signal #2 Info : 30m X 0.32 mm (.25um)

	Compound	RT#1	RT#2	Resp#1	Resp#2	ppb	ppb
	System Monitoring Compounds						
1) S	Tetrachlo...	2.793	3.736	632.7E6	2803.1E6	42.270	43.938
	Spiked Amount 40.000			Recovery	= 105.68%	109.85%	
51) S	Decachlor...	9.955	12.243	582.9E6	2064.3E6	40.489	41.560m
	Spiked Amount 40.000			Recovery	= 101.22%	103.90%	
	Target Compounds						
31)	AR1016-A	3.162	4.414	292.6E6	1236.8E6	1002.658	1026.476
32)	AR1016-B	3.557	4.988	568.4E6	2816.6E6	1024.835	1039.793
33)	AR1016-C	4.096	5.629	1331.5E6	6080.7E6	1036.319	1014.630
34)	AR1016-D	4.263	5.822	500.9E6	2413.8E6	1035.910	1025.711
35)	AR1016-E	4.769	6.492	515.2E6	1635.3E6	1018.870	1015.701
36)	AR1260-A	7.112	9.115	1302.8E6	4682.8E6	1066.527	1055.195m
37)	AR1260-B	7.272	9.238	734.2E6	2770.4E6	1064.513	1047.257
38)	AR1260-C	7.605	9.675	764.5E6	2751.6E6	1046.043	1027.678
39)	AR1260-D	8.033	10.019	1738.8E6	6734.1E6	1077.594	1049.890
40)	AR1260-E	8.421	10.564	1743.4E6	6410.4E6	1016.054m	1023.221m

(f)=RT Delta > 1/2 Window (#)=Amounts differ by > 25% (m)=manual int.

11.6.45 11

Quantitation Report (QT Reviewed)

Data Path : C:\msdchem\1\DATA\rk50\
Data File : rk1858.d
Signal(s) : Signal #1: ECD1A.ch Signal #2: ECD2B.ch
Acq On : 23 Jul 2021 10:29 pm
Operator : kristis
Sample : icv50-1000
Misc : op34420,grk50,15.0,,,10,1
ALS Vial : 12 Sample Multiplier: 1

Integration File signal 1: autoint1.e
Integration File signal 2: autoint2.e
Quant Time: Jul 25 08:14:47 2021
Quant Method : C:\MSDCHEM\1\METHODS\RKPCB50.M
Quant Title :
QLast Update : Sun Jul 25 08:10:39 2021
Response via : Initial Calibration
Integrator: ChemStation

Volume Inj. : 1ul
Signal #1 Phase : ZBCLP-1 Signal #2 Phase: ZBCLP-2
Signal #1 Info : 30m X 0.32mm(.32u Signal #2 Info : 30m X 0.32 mm (.25um)

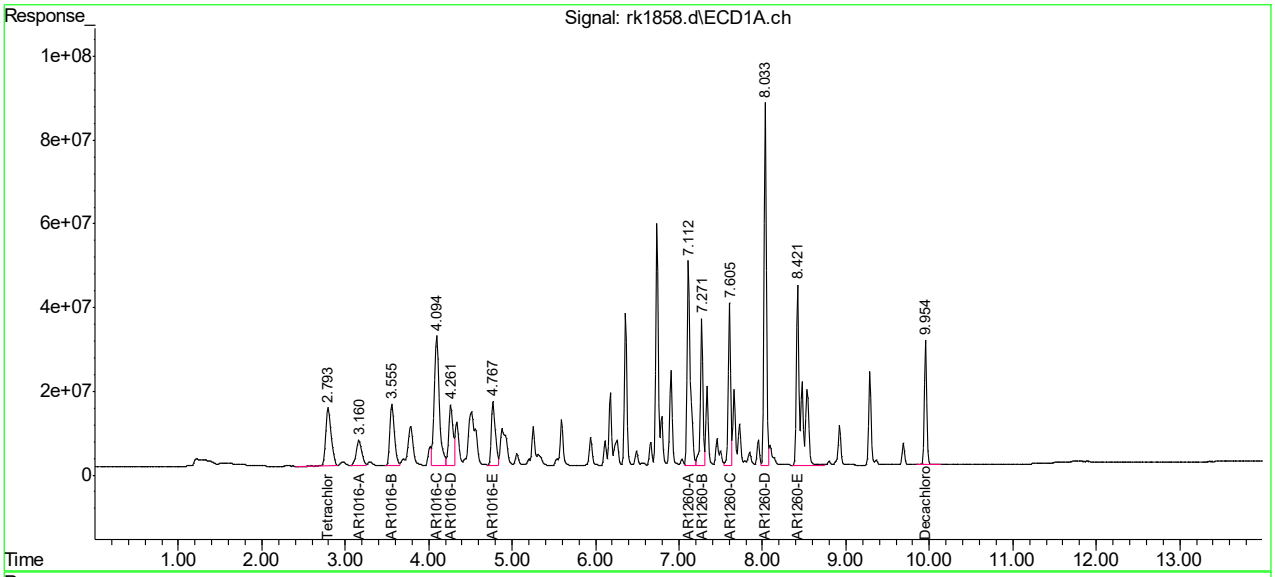

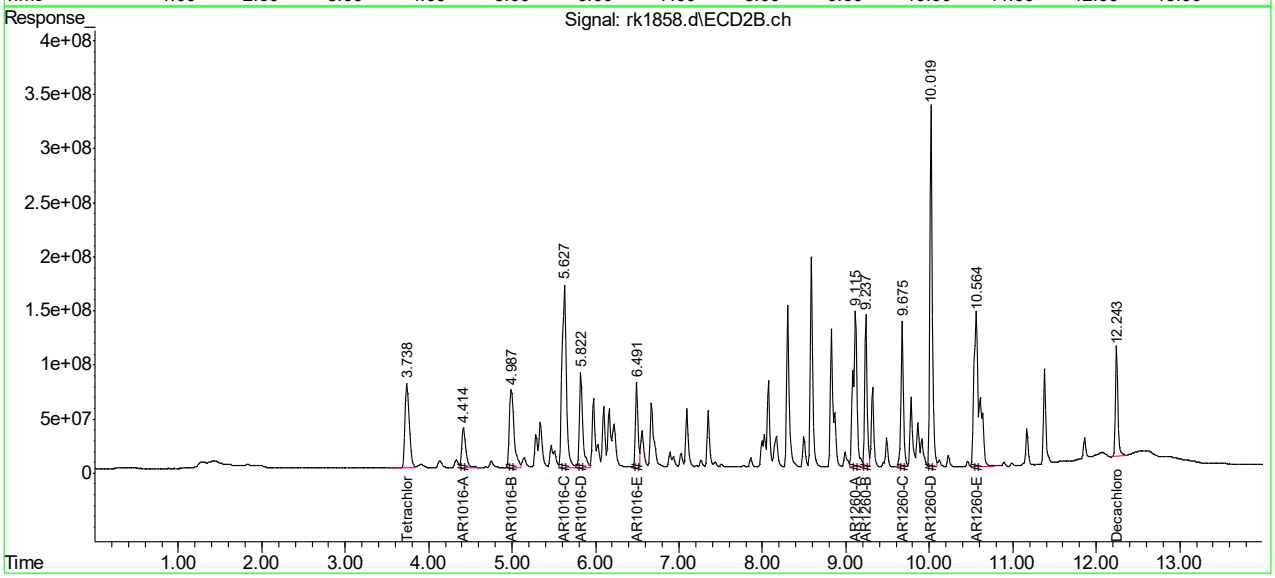

Manual Integration Approval Summary

Sample Number: GRK50-ICV50
Lab FileID: RK1858.D
Injection Time: 07/23/21 22:29
Method: SW846 8082A
Analyst approved: 07/25/21 08:38 Kristi Schollenberger
Supervisor approved: 07/26/21 15:58 Gwendolyn Burns

Parameter	CAS	Sig#	R.T. (min.)	Reason
AR1260-E		1	8.42	Poor instrument integration
AR1260-A		2	9.12	Poor instrument integration
AR1260-E		2	10.56	Poor instrument integration
Decachlorobiphenyl	2051-24-3	2	12.24	Poor instrument integration

Quantitation Report (Qedit)

Data Path : C:\msdchem\1\DATA\rk50\
Data File : rk1858.d
Signal(s) : Signal #1: ECD1A.ch Signal #2: ECD2B.ch
Acq On : 23 Jul 2021 10:29 pm
Operator : kristis
Sample : icv50-1000
Misc : op34420,grk50,15.0,,,10,1
ALS Vial : 12 Sample Multiplier: 1

Integration File signal 1: autoint1.e
Integration File signal 2: autoint2.e
Quant Time: Jul 25 08:13:11 2021
Quant Method : C:\MSDCHEM\1\METHODS\RKPCB50.M
Quant Title :
QLast Update : Sun Jul 25 08:10:39 2021
Response via : Initial Calibration
Integrator: ChemStation

Volume Inj. : 1ul
Signal #1 Phase : ZBCLP-1 Signal #2 Phase: ZBCLP-2
Signal #1 Info : 30m X 0.32mm(.32u Signal #2 Info : 30m X 0.32 mm (.25um)

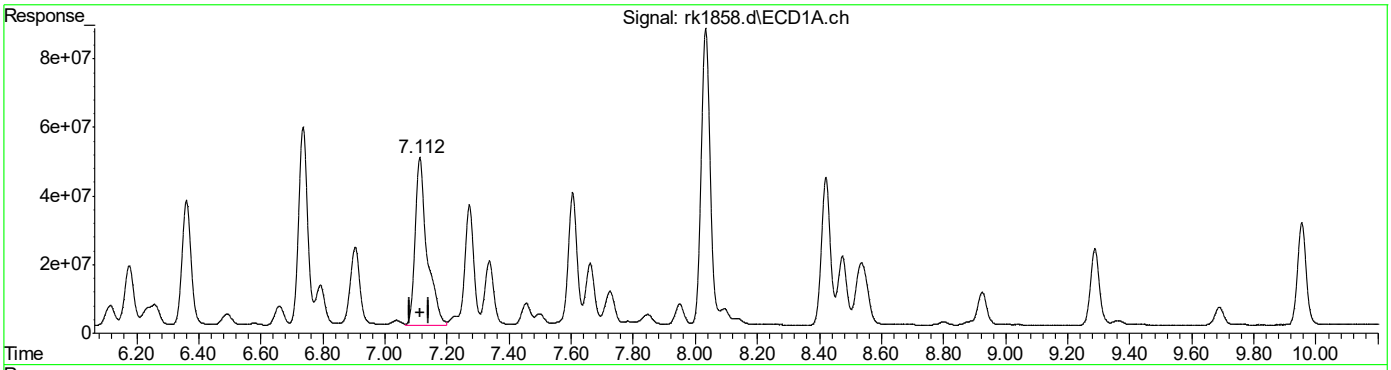

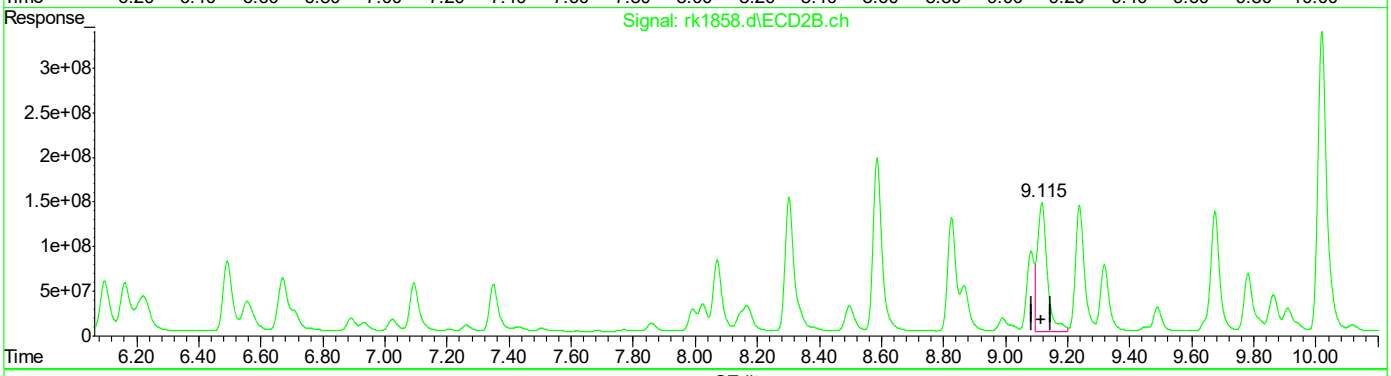

QEdit

(36) AR1260-A
7.112min 1066.527 PPB
response 1302801231

(36) AR1260-A #2
9.117min 731.932 PPB
response 3248201283

(+) = Expected Retention Time
RKPCB50.M Sun Jul 25 08:13:32 2021 Page: 1

Quantitation Report (Qedit)

Data Path : C:\msdchem\1\DATA\rk50\
Data File : rk1858.d
Signal(s) : Signal #1: ECD1A.ch Signal #2: ECD2B.ch
Acq On : 23 Jul 2021 10:29 pm
Operator : kristis
Sample : icv50-1000
Misc : op34420,grk50,15.0,,,10,1
ALS Vial : 12 Sample Multiplier: 1

Integration File signal 1: autoint1.e
Integration File signal 2: autoint2.e
Quant Time: Jul 25 08:13:11 2021
Quant Method : C:\MSDCHEM\1\METHODS\RKPCB50.M
Quant Title :
QLast Update : Sun Jul 25 08:10:39 2021
Response via : Initial Calibration
Integrator: ChemStation

Volume Inj. : 1ul
Signal #1 Phase : ZBCLP-1 Signal #2 Phase: ZBCLP-2
Signal #1 Info : 30m X 0.32mm(.32u Signal #2 Info : 30m X 0.32 mm (.25um)

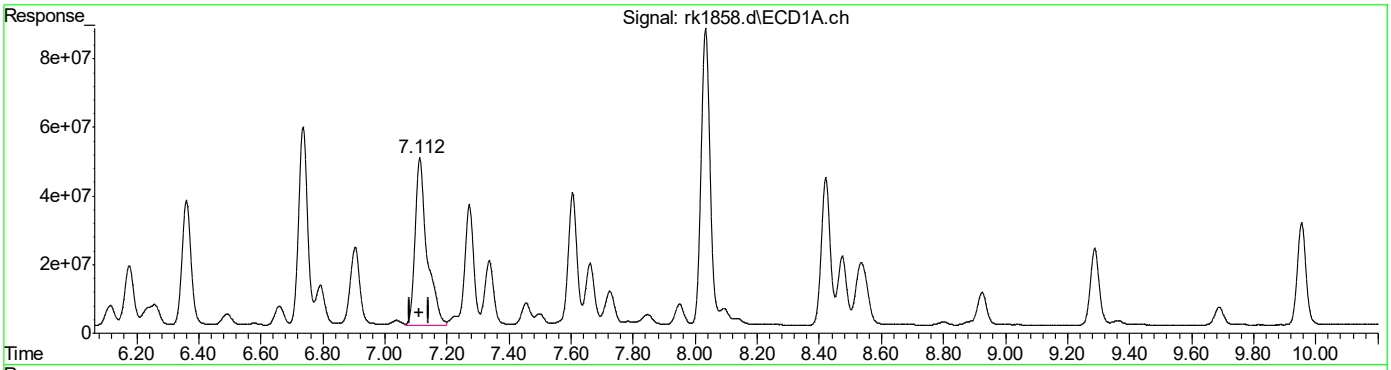

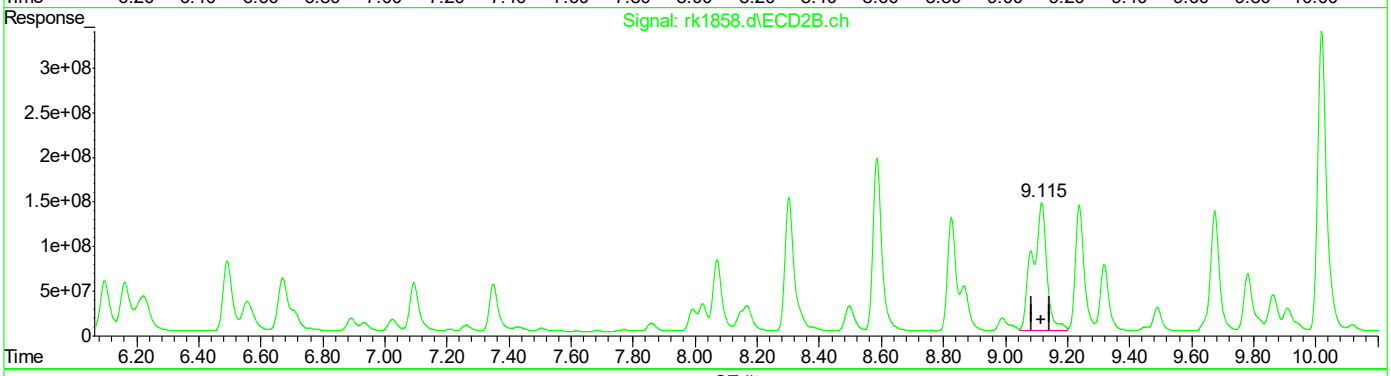

QEdit

(36) AR1260-A
7.112min 1066.527 PPB
response 1302801231

(36) AR1260-A #2
9.115min 1055.195 PPB m
response 4682790212

(+) = Expected Retention Time
RKPCB50.M Sun Jul 25 08:14:02 2021 Page: 1

Quantitation Report (Qedit)

Data Path : C:\msdchem\1\DATA\rk50\
Data File : rk1858.d
Signal(s) : Signal #1: ECD1A.ch Signal #2: ECD2B.ch
Acq On : 23 Jul 2021 10:29 pm
Operator : kristis
Sample : icv50-1000
Misc : op34420,grk50,15.0,,,10,1
ALS Vial : 12 Sample Multiplier: 1

Integration File signal 1: autoint1.e
Integration File signal 2: autoint2.e
Quant Time: Jul 25 08:13:11 2021
Quant Method : C:\MSDCHEM\1\METHODS\RKPCB50.M
Quant Title :
QLast Update : Sun Jul 25 08:10:39 2021
Response via : Initial Calibration
Integrator: ChemStation

Volume Inj. : 1ul
Signal #1 Phase : ZBCLP-1 Signal #2 Phase: ZBCLP-2
Signal #1 Info : 30m X 0.32mm(.32u Signal #2 Info : 30m X 0.32 mm (.25um)

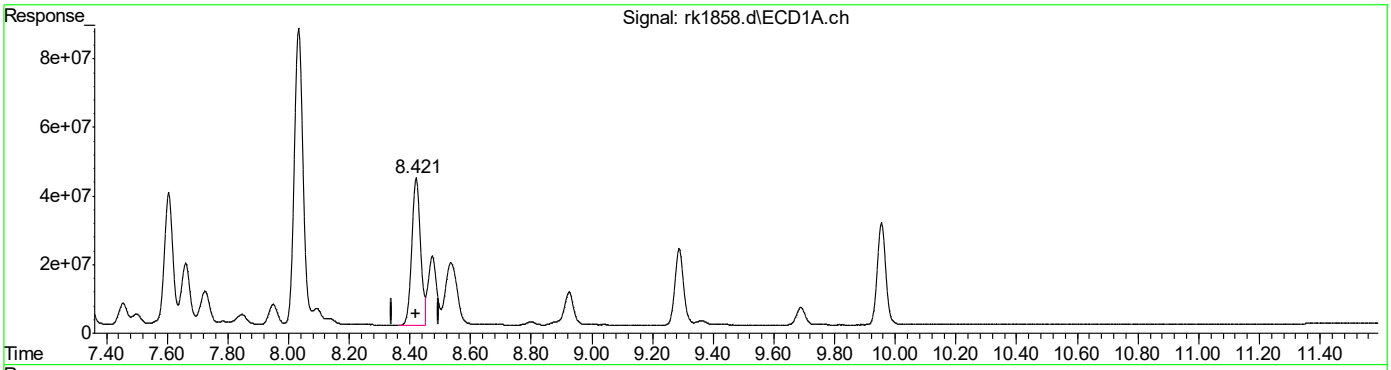

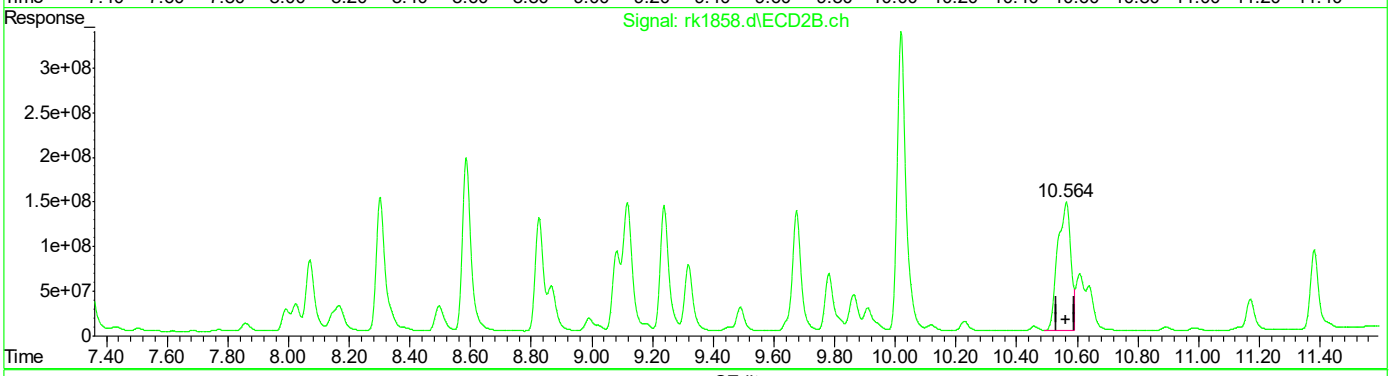

QEdit

(40) AR1260-E
8.421min 497.722 PPB
response 854037270

(40) AR1260-E #2
10.564min 688.348 PPB
response 4312448530

(+) = Expected Retention Time
RKPCB50.M Sun Jul 25 08:14:09 2021 Page: 1

Quantitation Report (Qedit)

Data Path : C:\msdchem\1\DATA\rk50\
Data File : rk1858.d
Signal(s) : Signal #1: ECD1A.ch Signal #2: ECD2B.ch
Acq On : 23 Jul 2021 10:29 pm
Operator : kristis
Sample : icv50-1000
Misc : op34420,grk50,15.0,,,10,1
ALS Vial : 12 Sample Multiplier: 1

Integration File signal 1: autoint1.e
Integration File signal 2: autoint2.e
Quant Time: Jul 25 08:13:11 2021
Quant Method : C:\MSDCHEM\1\METHODS\RKPCB50.M
Quant Title :
QLast Update : Sun Jul 25 08:10:39 2021
Response via : Initial Calibration
Integrator: ChemStation

Volume Inj. : 1ul
Signal #1 Phase : ZBCLP-1 Signal #2 Phase: ZBCLP-2
Signal #1 Info : 30m X 0.32mm(.32u Signal #2 Info : 30m X 0.32 mm (.25um)

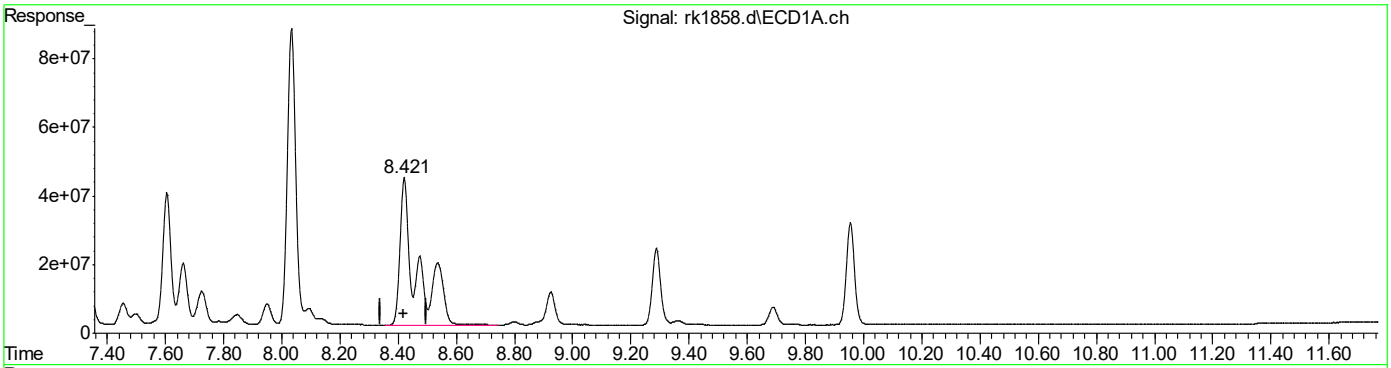

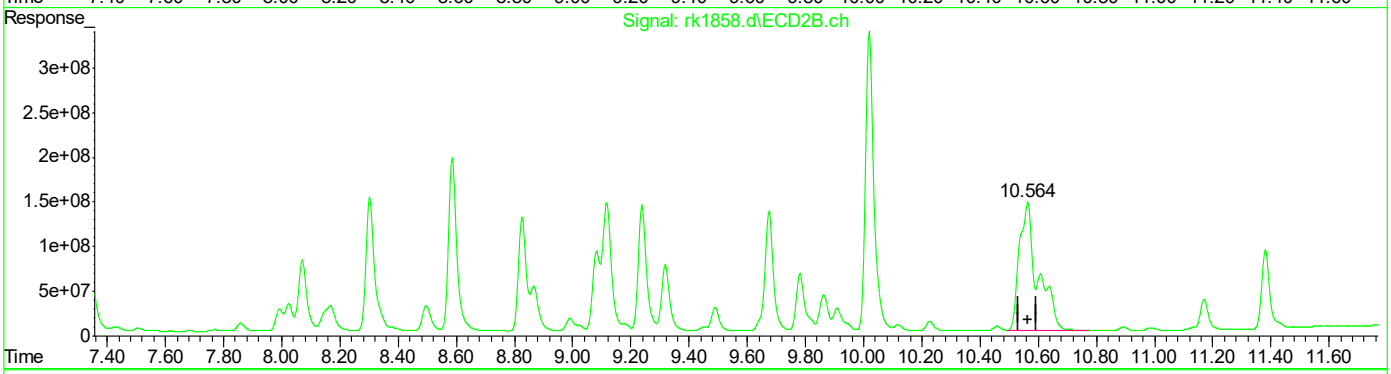

QEdit

(40) AR1260-E
8.421min 1016.054 PPB m
response 1743439217

(40) AR1260-E #2
10.564min 1023.221 PPB m
response 6410397504

(+) = Expected Retention Time

Quantitation Report (Qedit)

Data Path : C:\msdchem\1\DATA\rk50\
Data File : rk1858.d
Signal(s) : Signal #1: ECD1A.ch Signal #2: ECD2B.ch
Acq On : 23 Jul 2021 10:29 pm
Operator : kristis
Sample : icv50-1000
Misc : op34420,grk50,15.0,,,10,1
ALS Vial : 12 Sample Multiplier: 1

Integration File signal 1: autoint1.e
Integration File signal 2: autoint2.e
Quant Time: Jul 25 08:13:11 2021
Quant Method : C:\MSDCHEM\1\METHODS\RKPCB50.M
Quant Title :
QLast Update : Sun Jul 25 08:10:39 2021
Response via : Initial Calibration
Integrator: ChemStation

Volume Inj. : 1ul
Signal #1 Phase : ZBCLP-1 Signal #2 Phase: ZBCLP-2
Signal #1 Info : 30m X 0.32mm(.32u Signal #2 Info : 30m X 0.32 mm (.25um)

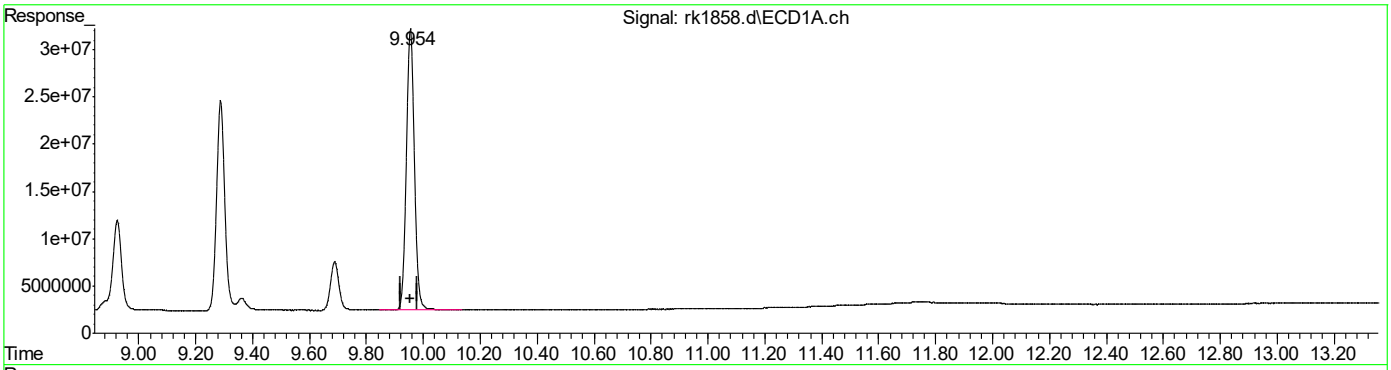

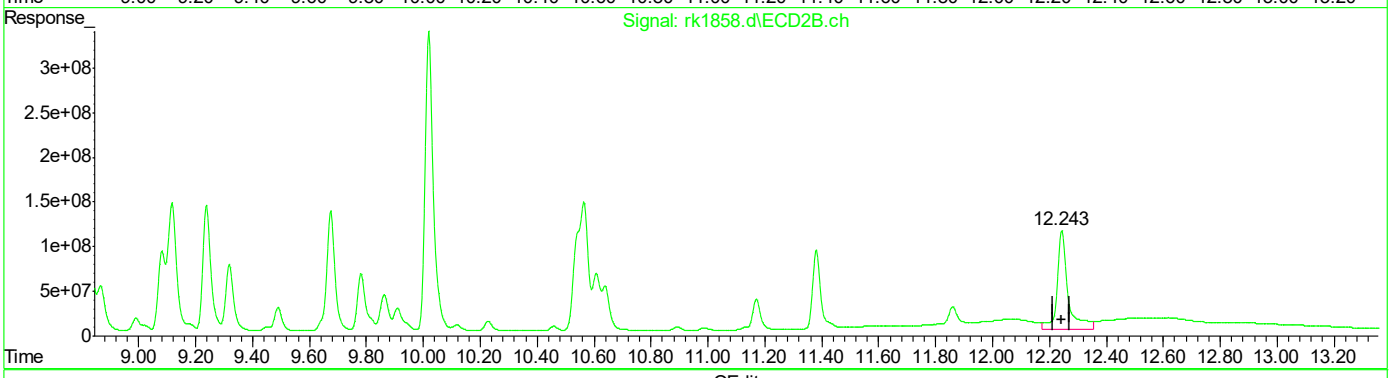

QEdit

(51) Decachlorobiphenyl (S)
9.955min 40.489 ppb
response 582872931

(51) Decachlorobiphenyl #2 (S)
12.244min 59.419 ppb
response 2951386891

(+) = Expected Retention Time
RKPCB50.M Sun Jul 25 08:14:41 2021 Page: 1

Quantitation Report (Qedit)

Data Path : C:\msdchem\1\DATA\rk50\
Data File : rk1858.d
Signal(s) : Signal #1: ECD1A.ch Signal #2: ECD2B.ch
Acq On : 23 Jul 2021 10:29 pm
Operator : kristis
Sample : icv50-1000
Misc : op34420,grk50,15.0,,,10,1
ALS Vial : 12 Sample Multiplier: 1

Integration File signal 1: autoint1.e
Integration File signal 2: autoint2.e
Quant Time: Jul 25 08:13:11 2021
Quant Method : C:\MSDCHEM\1\METHODS\RKPCB50.M
Quant Title :
QLast Update : Sun Jul 25 08:10:39 2021
Response via : Initial Calibration
Integrator: ChemStation

Volume Inj. : 1ul
Signal #1 Phase : ZBCLP-1 Signal #2 Phase: ZBCLP-2
Signal #1 Info : 30m X 0.32mm(.32u Signal #2 Info : 30m X 0.32 mm (.25um)

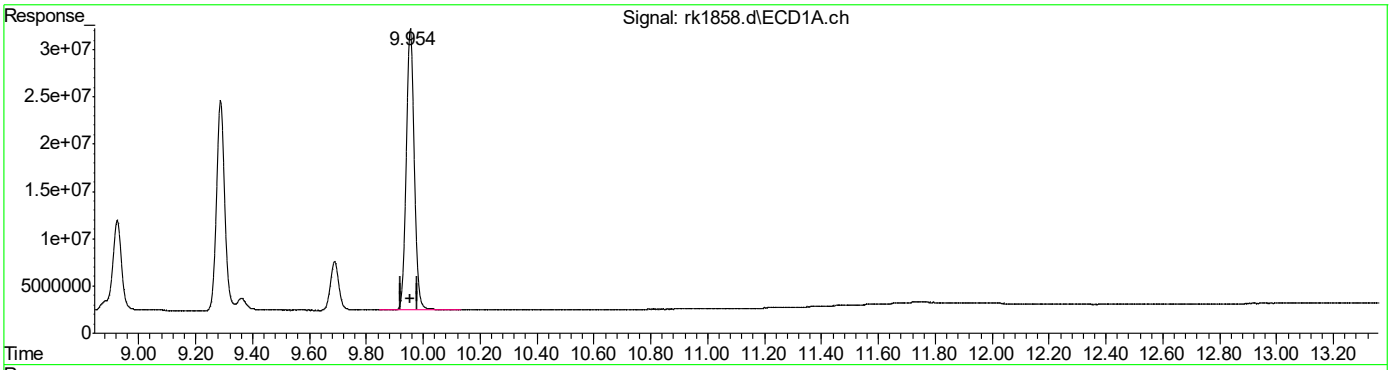

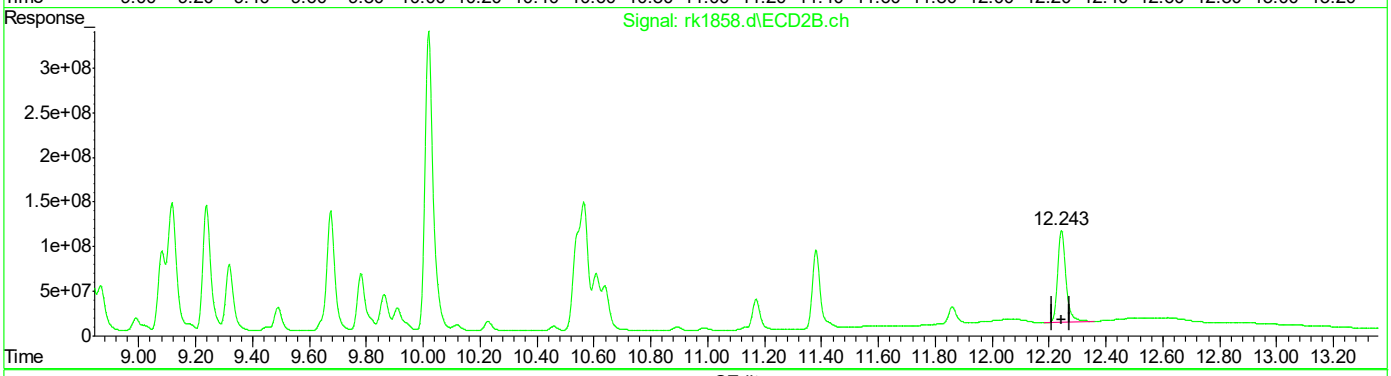

QEdit

(51) Decachlorobiphenyl (S)
9.955min 40.489 ppb
response 582872931

(51) Decachlorobiphenyl #2 (S)
12.243min 41.560 ppb m
response 2064343265

(+) = Expected Retention Time
RKPCB50.M Sun Jul 25 08:14:50 2021 Page: 1

Manual Integrations APPROVED (compounds with "m" flag)
Gwendolyn Burns 07/26/21 15:58

Quantitation Report (QT Reviewed)

Data Path : C:\msdchem\1\DATA\rk50\
Data File : rk1859.d
Signal(s) : Signal #1: ECD1A.ch Signal #2: ECD2B.ch
Acq On : 23 Jul 2021 10:45 pm
Operator : kristis
Sample : icv50-1000
Misc : op34420,grk50,15.0,,,10,1
ALS Vial : 13 Sample Multiplier: 1

Integration File signal 1: autoint1.e
Integration File signal 2: autoint2.e
Quant Time: Jul 25 08:34:59 2021
Quant Method : C:\MSDCHEM\1\METHODS\RKPCB50.M
Quant Title :
QLast Update : Sun Jul 25 08:30:14 2021
Response via : Initial Calibration
Integrator: ChemStation

Volume Inj. : 1ul
Signal #1 Phase : ZBCLP-1 Signal #2 Phase: ZBCLP-2
Signal #1 Info : 30m X 0.32mm(.32u Signal #2 Info : 30m X 0.32 mm (.25um)

	Compound	RT#1	RT#2	Resp#1	Resp#2	ppb	ppb
	System Monitoring Compounds						
1)	S Tetrachlo...	2.791	3.735	695.5E6	2951.7E6	46.468	46.268
	Spiked Amount 40.000			Recovery	=	116.17%	115.67%
51)	S Decachlor...	9.954	12.243	611.8E6	2097.8E6	42.498	42.233
	Spiked Amount 40.000			Recovery	=	106.24%	105.58%
	Target Compounds						
2)	AR1221-A	2.299	3.143	106.3E6	452.5E6	1034.906	944.897
3)	AR1221-B	2.962	4.131	157.5E6	727.5E6	962.418	900.281
4)	AR1221-C	3.159	4.415	467.0E6	1807.4E6	937.138	893.357
5)	AR1221-D	3.557	4.326	67026755	430.7E6	851.329m	888.166
6)	AR1221-E	3.781	5.060	41156170	349.2E6	867.880	895.708
24)	AR1254-A	5.253	7.093	543.6E6	2864.2E6	1022.939	1013.393
25)	AR1254-B	5.593	7.349	1100.7E6	3012.5E6	1025.014	1014.183
26)	AR1254-C	5.952	7.859	603.2E6	2327.1E6	1021.423	1012.276
27)	AR1254-D	6.114	8.026	1053.3E6	4999.5E6	1015.269	1012.090
28)	AR1254-E	6.487	8.337	776.2E6	5457.4E6	1008.268	1015.213m
29)	AR1254-F	6.737	8.854	740.9E6	3429.0E6	1037.972	1027.033m
30)	AR1254-G	7.113	9.118	1112.9E6	3826.0E6	1028.011	1014.677

(f)=RT Delta > 1/2 Window (#)=Amounts differ by > 25% (m)=manual int.

11.6.46 11

Quantitation Report (QT Reviewed)

Data Path : C:\msdchem\1\DATA\rk50\
Data File : rk1859.d
Signal(s) : Signal #1: ECD1A.ch Signal #2: ECD2B.ch
Acq On : 23 Jul 2021 10:45 pm
Operator : kristis
Sample : icv50-1000
Misc : op34420,grk50,15.0,,,10,1
ALS Vial : 13 Sample Multiplier: 1

Integration File signal 1: autoint1.e
Integration File signal 2: autoint2.e
Quant Time: Jul 25 08:34:59 2021
Quant Method : C:\MSDCHEM\1\METHODS\RKPCB50.M
Quant Title :
QLast Update : Sun Jul 25 08:30:14 2021
Response via : Initial Calibration
Integrator: ChemStation

Volume Inj. : 1ul
Signal #1 Phase : ZBCLP-1 Signal #2 Phase: ZBCLP-2
Signal #1 Info : 30m X 0.32mm(.32u Signal #2 Info : 30m X 0.32 mm (.25um)

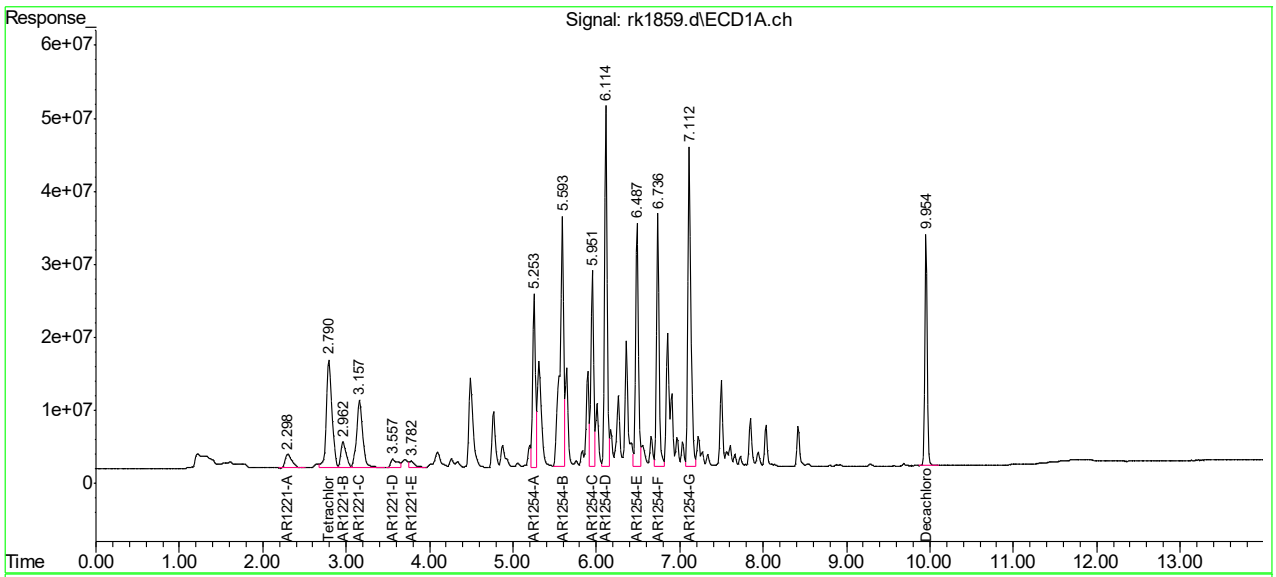

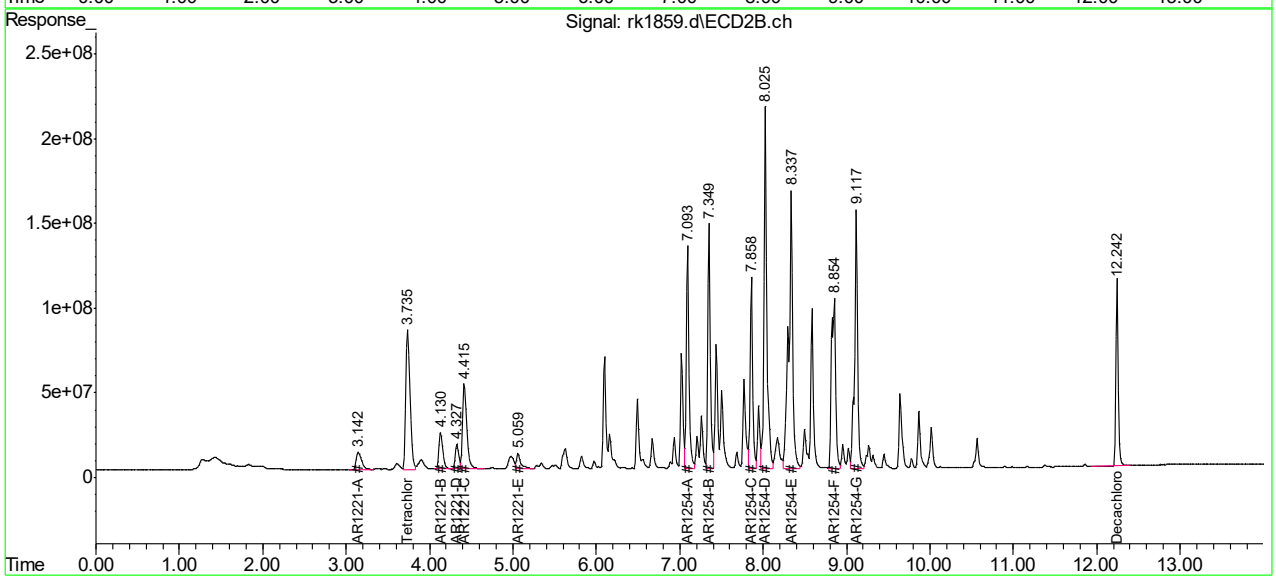

Manual Integration Approval Summary

Sample Number: GRK50-ICV50
Lab FileID: RK1859.D
Injection Time: 07/23/21 22:45
Method: SW846 8082A
Analyst approved: 07/25/21 08:38 Kristi Schollenberger
Supervisor approved: 07/26/21 15:58 Gwendolyn Burns

Parameter	CAS	Sig#	R.T. (min.)	Reason
AR1221-D		1	3.56	Poor instrument integration
AR1254-E		2	8.34	Poor instrument integration
AR1254-F		2	8.85	Poor instrument integration

Quantitation Report (Qedit)

Data Path : C:\msdchem\1\DATA\rk50\
Data File : rk1859.d
Signal(s) : Signal #1: ECD1A.ch Signal #2: ECD2B.ch
Acq On : 23 Jul 2021 10:45 pm
Operator : kristis
Sample : icv50-1000
Misc : op34420,grk50,15.0,,,10,1
ALS Vial : 13 Sample Multiplier: 1

Integration File signal 1: autoint1.e
Integration File signal 2: autoint2.e
Quant Time: Jul 25 08:32:21 2021
Quant Method : C:\MSDCHEM\1\METHODS\RKPCB50.M
Quant Title :
QLast Update : Sun Jul 25 08:30:14 2021
Response via : Initial Calibration
Integrator: ChemStation

Volume Inj. : 1ul
Signal #1 Phase : ZBCLP-1 Signal #2 Phase: ZBCLP-2
Signal #1 Info : 30m X 0.32mm(.32u Signal #2 Info : 30m X 0.32 mm (.25um)

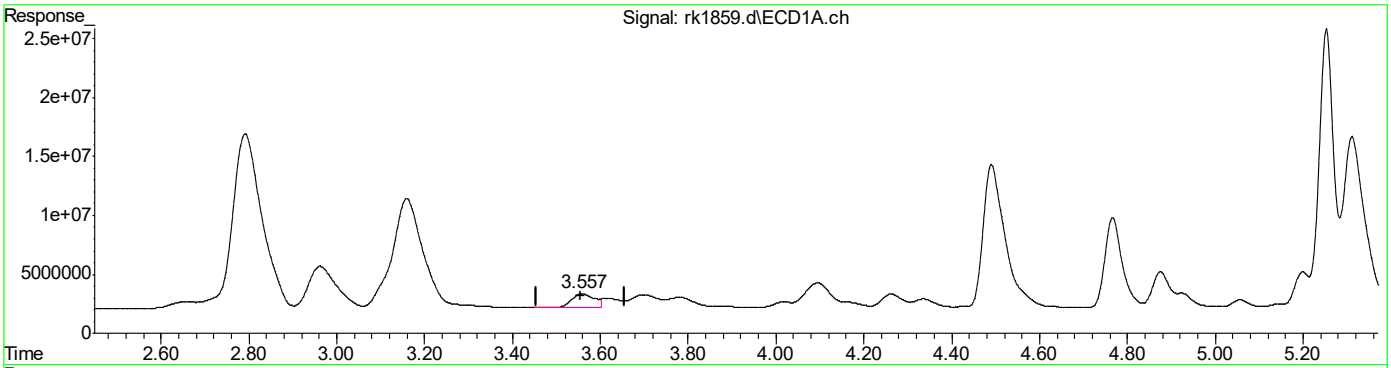

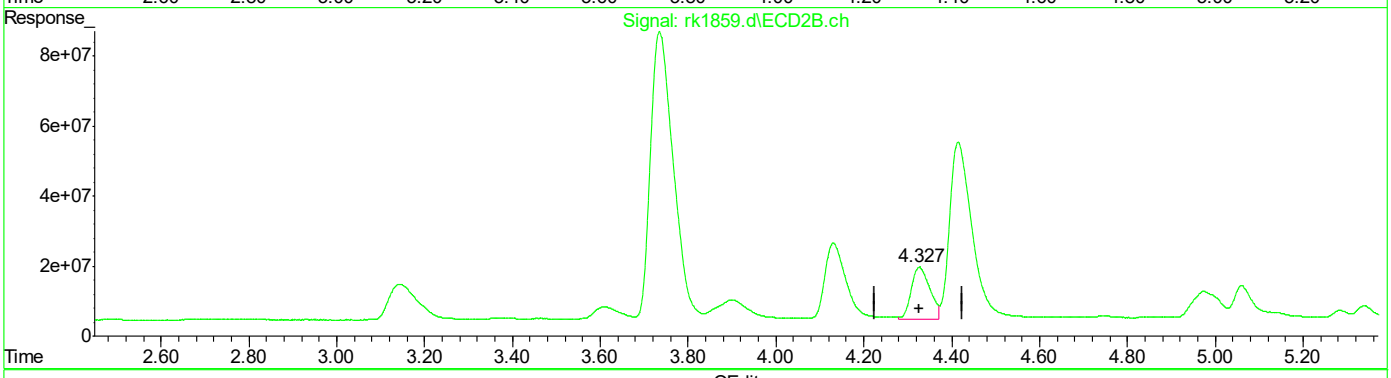

QEdit

(5) AR1221-D
3.558min 565.732 PPB
response 44541124

(5) AR1221-D #2
4.326min 888.166 PPB
response 430718698

(+) = Expected Retention Time
RKPCB50.M Sun Jul 25 08:32:44 2021 Page: 1

11.6.46.2

Quantitation Report (Qedit)

Data Path : C:\msdchem\1\DATA\rk50\
Data File : rk1859.d
Signal(s) : Signal #1: ECD1A.ch Signal #2: ECD2B.ch
Acq On : 23 Jul 2021 10:45 pm
Operator : kristis
Sample : icv50-1000
Misc : op34420,grk50,15.0,,,10,1
ALS Vial : 13 Sample Multiplier: 1

Integration File signal 1: autoint1.e
Integration File signal 2: autoint2.e
Quant Time: Jul 25 08:32:21 2021
Quant Method : C:\MSDCHEM\1\METHODS\RKPCB50.M
Quant Title :
QLast Update : Sun Jul 25 08:30:14 2021
Response via : Initial Calibration
Integrator: ChemStation

Volume Inj. : 1ul
Signal #1 Phase : ZBCLP-1 Signal #2 Phase: ZBCLP-2
Signal #1 Info : 30m X 0.32mm(.32u Signal #2 Info : 30m X 0.32 mm (.25um)

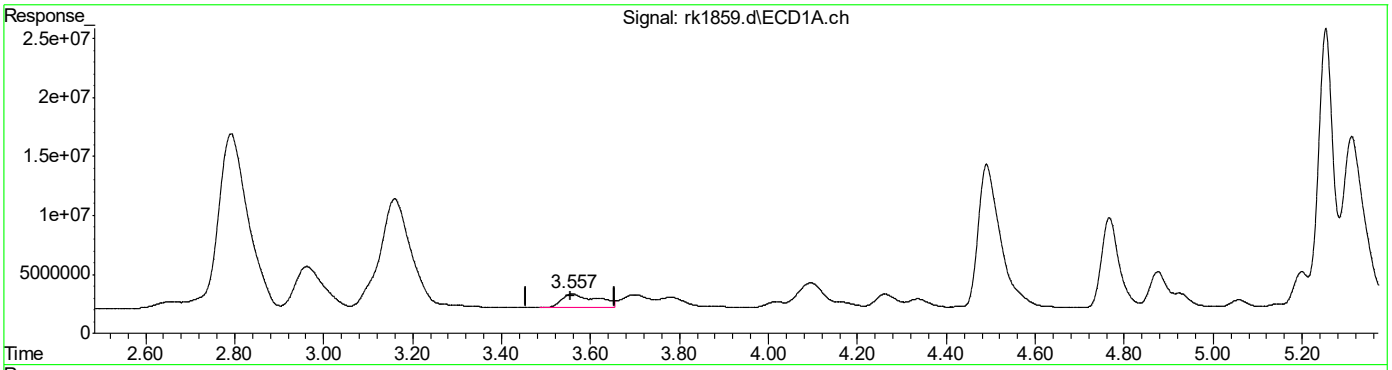

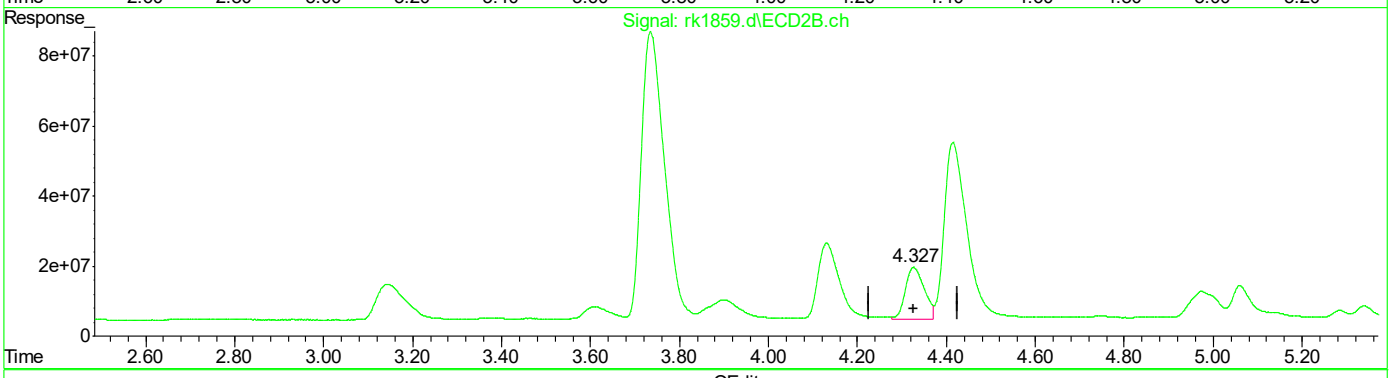

QEdit

(5) AR1221-D
3.557min 851.329 PPB m
response 67026755

(5) AR1221-D #2
4.326min 888.166 PPB
response 430718698

(+) = Expected Retention Time
RKPCB50.M Sun Jul 25 08:33:00 2021 Page: 1

Quantitation Report (Qedit)

Data Path : C:\msdchem\1\DATA\rk50\
Data File : rk1859.d
Signal(s) : Signal #1: ECD1A.ch Signal #2: ECD2B.ch
Acq On : 23 Jul 2021 10:45 pm
Operator : kristis
Sample : icv50-1000
Misc : op34420,grk50,15.0,,,10,1
ALS Vial : 13 Sample Multiplier: 1

Integration File signal 1: autoint1.e
Integration File signal 2: autoint2.e
Quant Time: Jul 25 08:32:55 2021
Quant Method : C:\MSDCHEM\1\METHODS\RKPCB50.M
Quant Title :
QLast Update : Sun Jul 25 08:30:14 2021
Response via : Initial Calibration
Integrator: ChemStation

Volume Inj. : 1ul
Signal #1 Phase : ZBCLP-1 Signal #2 Phase: ZBCLP-2
Signal #1 Info : 30m X 0.32mm(.32u Signal #2 Info : 30m X 0.32 mm (.25um)

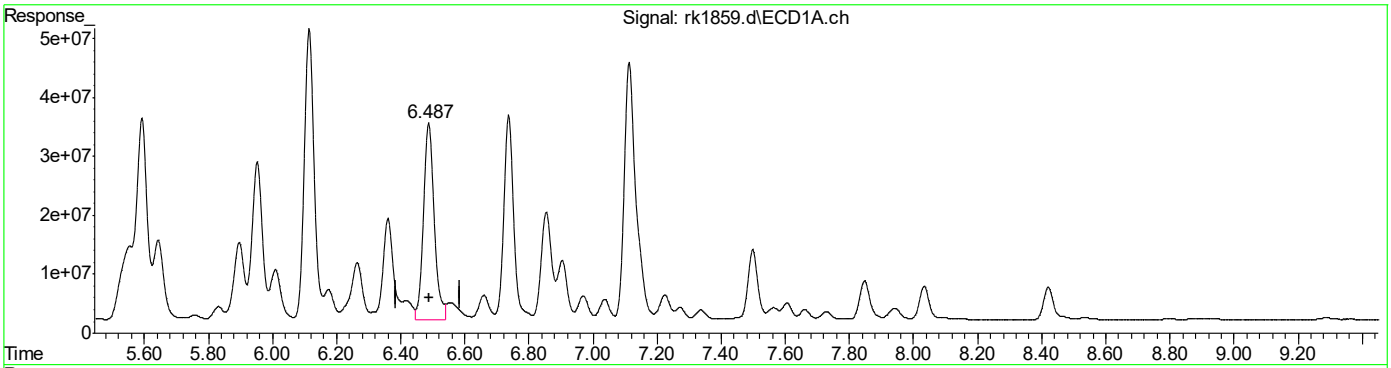

(28) AR1254-E
6.487min 1008.268 PPB
response 776204121

(28) AR1254-E #2
8.338min 666.161 PPB
response 3581034555

(+) = Expected Retention Time
RKPCB50.M Sun Jul 25 08:34:26 2021 Page: 1

Quantitation Report (Qedit)

Data Path : C:\msdchem\1\DATA\rk50\
Data File : rk1859.d
Signal(s) : Signal #1: ECD1A.ch Signal #2: ECD2B.ch
Acq On : 23 Jul 2021 10:45 pm
Operator : kristis
Sample : icv50-1000
Misc : op34420,grk50,15.0,,,10,1
ALS Vial : 13 Sample Multiplier: 1

Integration File signal 1: autoint1.e
Integration File signal 2: autoint2.e
Quant Time: Jul 25 08:32:55 2021
Quant Method : C:\MSDCHEM\1\METHODS\RKPCB50.M
Quant Title :
QLast Update : Sun Jul 25 08:30:14 2021
Response via : Initial Calibration
Integrator: ChemStation

Volume Inj. : 1ul
Signal #1 Phase : ZBCLP-1 Signal #2 Phase: ZBCLP-2
Signal #1 Info : 30m X 0.32mm(.32u Signal #2 Info : 30m X 0.32 mm (.25um)

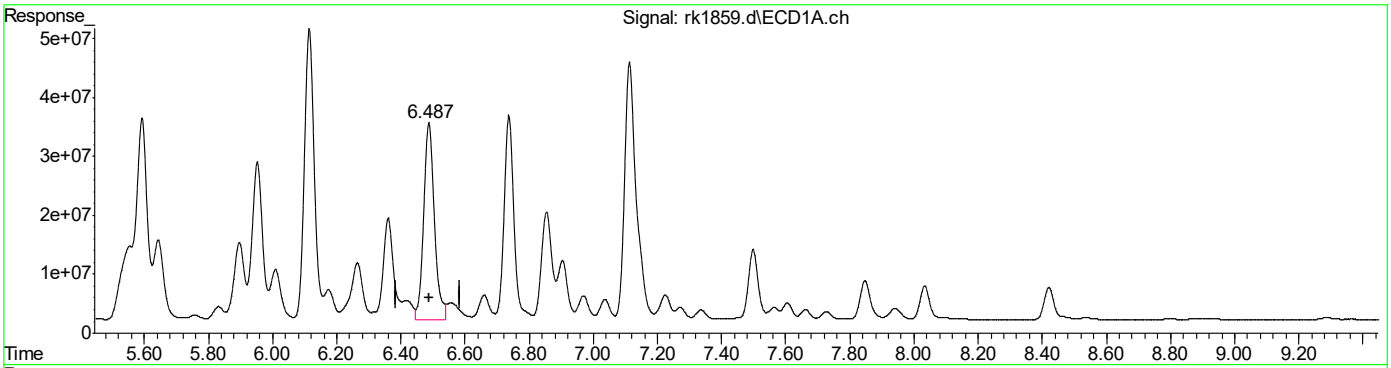

(28) AR1254-E
6.487min 1008.268 PPB
response 776204121

(28) AR1254-E #2
8.337min 1015.213 PPB m
response 5457405775

(+) = Expected Retention Time
RKPCB50.M Sun Jul 25 08:34:42 2021 Page: 1

Quantitation Report (Qedit)

Data Path : C:\msdchem\1\DATA\rk50\
Data File : rk1859.d
Signal(s) : Signal #1: ECD1A.ch Signal #2: ECD2B.ch
Acq On : 23 Jul 2021 10:45 pm
Operator : kristis
Sample : icv50-1000
Misc : op34420,grk50,15.0,,,10,1
ALS Vial : 13 Sample Multiplier: 1

Integration File signal 1: autoint1.e
Integration File signal 2: autoint2.e
Quant Time: Jul 25 08:32:55 2021
Quant Method : C:\MSDCHEM\1\METHODS\RKPCB50.M
Quant Title :
QLast Update : Sun Jul 25 08:30:14 2021
Response via : Initial Calibration
Integrator: ChemStation

Volume Inj. : 1ul
Signal #1 Phase : ZBCLP-1 Signal #2 Phase: ZBCLP-2
Signal #1 Info : 30m X 0.32mm(.32u Signal #2 Info : 30m X 0.32 mm (.25um)

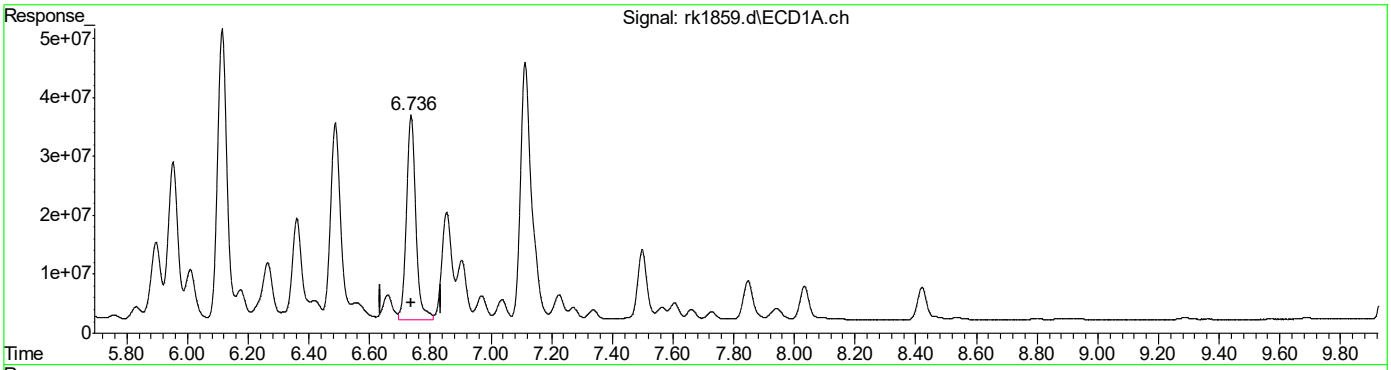

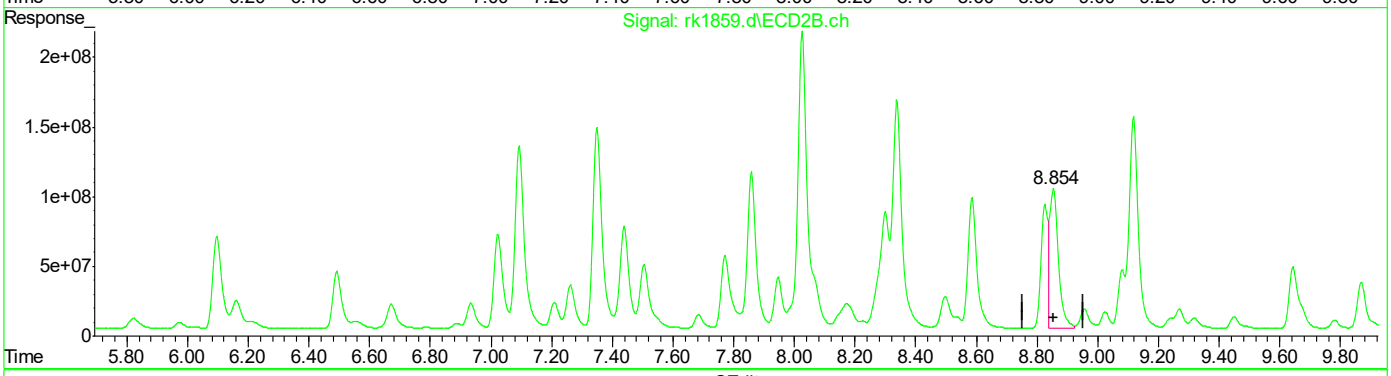

QEdit

(29) AR1254-F
6.737min 1037.972 PPB
response 740862508

(29) AR1254-F #2
8.854min 621.312 PPB
response 2074377442

(+) = Expected Retention Time
RKPCB50.M Sun Jul 25 08:34:45 2021 Page: 1

RK1859.D edits: AR1254-F

Quantitation Report (Qedit)

Data Path : C:\msdchem\1\DATA\rk50\
Data File : rk1859.d
Signal(s) : Signal #1: ECD1A.ch Signal #2: ECD2B.ch
Acq On : 23 Jul 2021 10:45 pm
Operator : kristis
Sample : icv50-1000
Misc : op34420,grk50,15.0,,,10,1
ALS Vial : 13 Sample Multiplier: 1

Integration File signal 1: autoint1.e
Integration File signal 2: autoint2.e
Quant Time: Jul 25 08:32:55 2021
Quant Method : C:\MSDCHEM\1\METHODS\RKPCB50.M
Quant Title :
QLast Update : Sun Jul 25 08:30:14 2021
Response via : Initial Calibration
Integrator: ChemStation

Volume Inj. : 1ul
Signal #1 Phase : ZBCLP-1 Signal #2 Phase: ZBCLP-2
Signal #1 Info : 30m X 0.32mm(.32u Signal #2 Info : 30m X 0.32 mm (.25um)

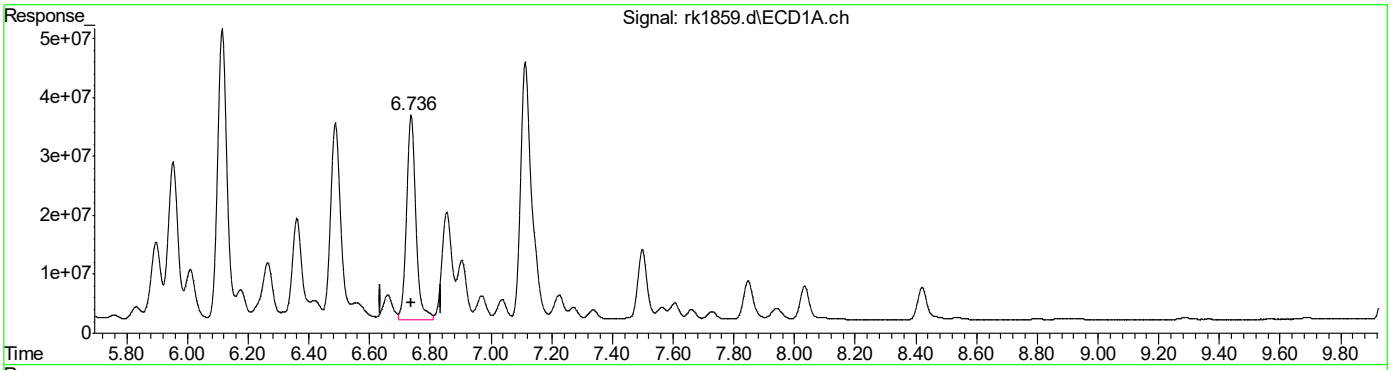

(29) AR1254-F
6.737min 1037.972 PPB
response 740862508

(29) AR1254-F #2
8.854min 1027.033 PPB m
response 3428959213

(+) = Expected Retention Time
RKPCB50.M Sun Jul 25 08:35:04 2021 Page: 1

Manual Integrations APPROVED
(compounds with "m" flag)
Gwendolyn Burns
07/26/21 15:58

Quantitation Report (QT Reviewed)

Data Path : C:\msdchem\1\DATA\rk50\
Data File : rk1860.d
Signal(s) : Signal #1: ECD1A.ch Signal #2: ECD2B.ch
Acq On : 23 Jul 2021 11:01 pm
Operator : kristis
Sample : icv50-1000
Misc : op34420,grk50,15.0,,,10,1
ALS Vial : 14 Sample Multiplier: 1

Integration File signal 1: autoint1.e
Integration File signal 2: autoint2.e
Quant Time: Jul 25 08:18:09 2021
Quant Method : C:\MSDCHEM\1\METHODS\RKPCB50.M
Quant Title :
QLast Update : Sun Jul 25 08:10:39 2021
Response via : Initial Calibration
Integrator: ChemStation

Volume Inj. : 1ul
Signal #1 Phase : ZBCLP-1 Signal #2 Phase: ZBCLP-2
Signal #1 Info : 30m X 0.32mm(.32u Signal #2 Info : 30m X 0.32 mm (.25um)

	Compound	RT#1	RT#2	Resp#1	Resp#2	ppb	ppb
	System Monitoring Compounds						
1) S	Tetrachlo...	2.792	3.736	682.9E6	2949.6E6	45.623	46.235
	Spiked Amount 40.000			Recovery	=	114.06%	115.59%
51) S	Decachlor...	9.954	12.243	621.8E6	2129.1E6	43.190	42.864
	Spiked Amount 40.000			Recovery	=	107.97%	107.16%
	Target Compounds						
7)	AR1232-A	3.160	4.414	373.4E6	1470.2E6	985.200	966.306
8)	AR1232-B	3.558	4.989	268.2E6	1208.8E6	1004.118	985.022
9)	AR1232-C	4.096	5.628	578.7E6	2682.0E6	1004.264	984.628
10)	AR1232-D	4.262	5.822	219.3E6	1062.0E6	1009.231	988.997
11)	AR1232-E	4.768	6.491	215.0E6	673.3E6	1015.561	997.870
41)	AR1262-A	6.736	8.585	809.1E6	2995.7E6	981.468	984.934
42)	AR1262-B	7.272	9.238	1051.9E6	4187.5E6	984.632	993.371
43)	AR1262-C	7.605	9.675	962.4E6	3432.0E6	982.190	982.653
44)	AR1262-D	8.033	10.019	2033.8E6	7727.0E6	986.086	982.447
45)	AR1262-E	8.473	10.541	2323.0E6	8760.0E6	990.088m	977.561m

(f)=RT Delta > 1/2 Window (#)=Amounts differ by > 25% (m)=manual int.

11.6.47 11

Quantitation Report (QT Reviewed)

Data Path : C:\msdchem\1\DATA\rk50\
Data File : rk1860.d
Signal(s) : Signal #1: ECD1A.ch Signal #2: ECD2B.ch
Acq On : 23 Jul 2021 11:01 pm
Operator : kristis
Sample : icv50-1000
Misc : op34420,grk50,15.0,,,10,1
ALS Vial : 14 Sample Multiplier: 1

Integration File signal 1: autoint1.e
Integration File signal 2: autoint2.e
Quant Time: Jul 25 08:18:09 2021
Quant Method : C:\MSDCHEM\1\METHODS\RKPCB50.M
Quant Title :
QLast Update : Sun Jul 25 08:10:39 2021
Response via : Initial Calibration
Integrator: ChemStation

Volume Inj. : 1ul
Signal #1 Phase : ZBCLP-1 Signal #2 Phase: ZBCLP-2
Signal #1 Info : 30m X 0.32mm(.32u Signal #2 Info : 30m X 0.32 mm (.25um)

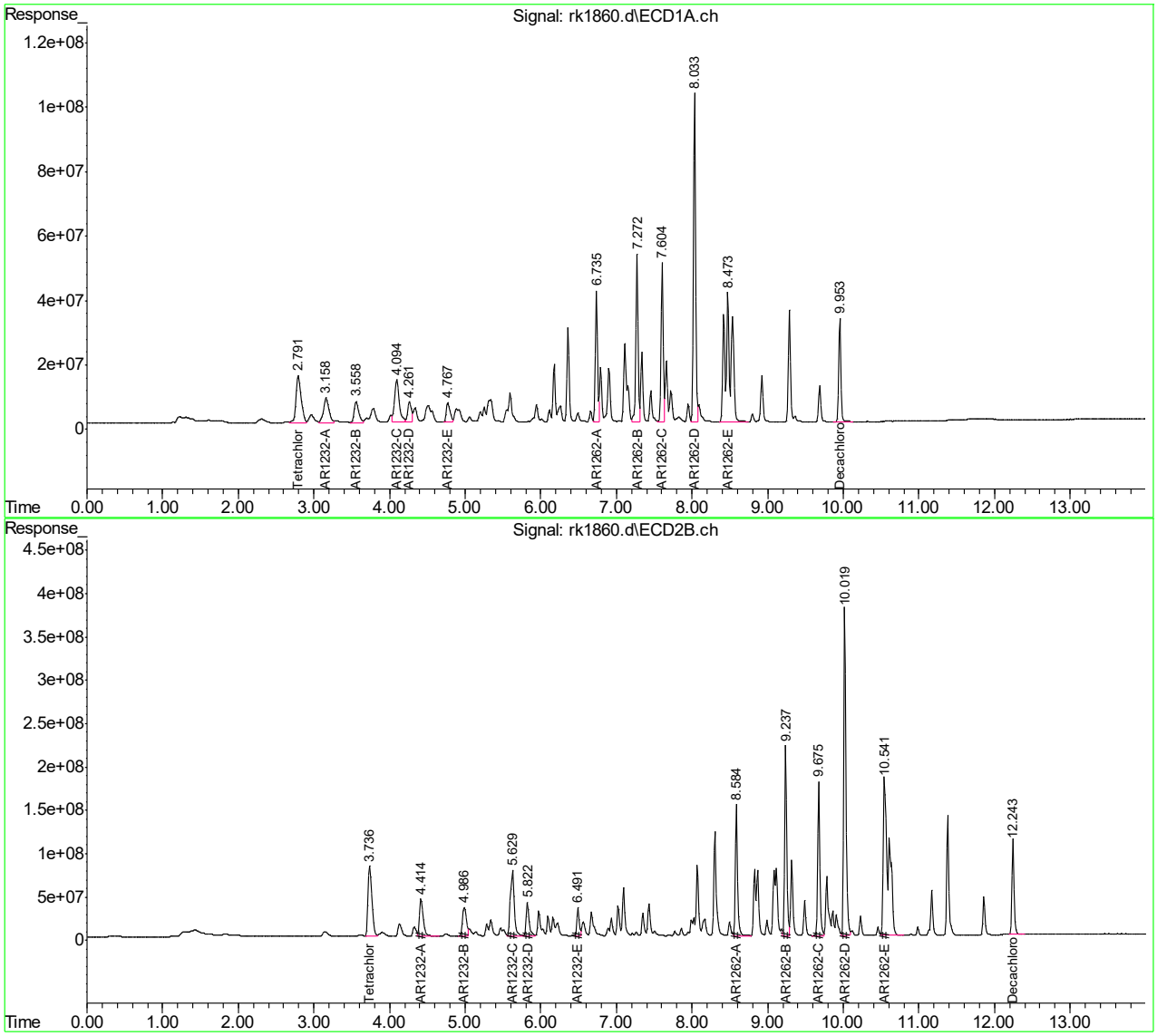

Manual Integration Approval Summary

Sample Number: GRK50-ICV50
Lab FileID: RK1860.D
Injection Time: 07/23/21 23:01
Method: SW846 8082A
Analyst approved: 07/25/21 08:38 Kristi Schollenberger
Supervisor approved: 07/26/21 15:58 Gwendolyn Burns

Parameter	CAS	Sig#	R.T. (min.)	Reason
AR1262-E		1	8.47	Poor instrument integration
AR1262-E		2	10.54	Poor instrument integration

Quantitation Report (Qedit)

Data Path : C:\msdchem\1\DATA\rk50\
Data File : rk1860.d
Signal(s) : Signal #1: ECD1A.ch Signal #2: ECD2B.ch
Acq On : 23 Jul 2021 11:01 pm
Operator : kristis
Sample : icv50-1000
Misc : op34420,grk50,15.0,,,10,1
ALS Vial : 14 Sample Multiplier: 1

Integration File signal 1: autoint1.e
Integration File signal 2: autoint2.e
Quant Time: Jul 25 08:17:18 2021
Quant Method : C:\MSDCHEM\1\METHODS\RKPCB50.M
Quant Title :
QLast Update : Sun Jul 25 08:10:39 2021
Response via : Initial Calibration
Integrator: ChemStation

Volume Inj. : 1ul
Signal #1 Phase : ZBCLP-1 Signal #2 Phase: ZBCLP-2
Signal #1 Info : 30m X 0.32mm(.32u Signal #2 Info : 30m X 0.32 mm (.25um)

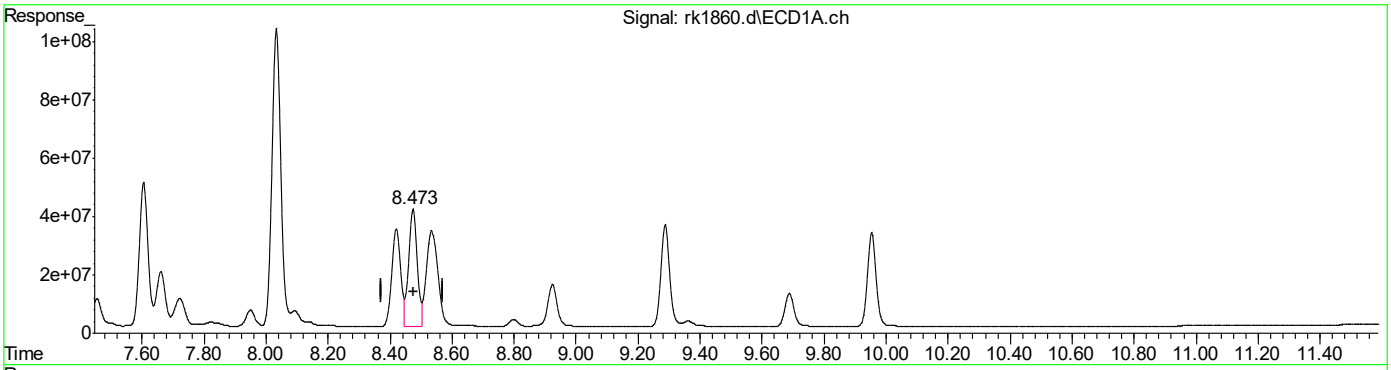

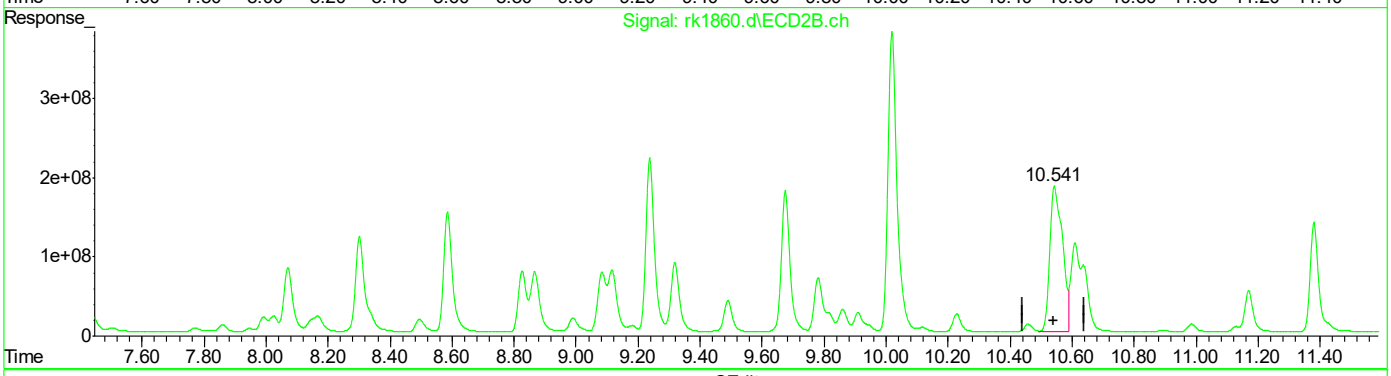

QEdit

(45) AR1262-E
8.474min 332.134 PPB
response 779257912

(45) AR1262-E #2
10.543min 574.357 PPB
response 5146853788

(+) = Expected Retention Time
RKPCB50.M Sun Jul 25 08:17:52 2021 Page: 1

Quantitation Report (Qedit)

Data Path : C:\msdchem\1\DATA\rk50\
Data File : rk1860.d
Signal(s) : Signal #1: ECD1A.ch Signal #2: ECD2B.ch
Acq On : 23 Jul 2021 11:01 pm
Operator : kristis
Sample : icv50-1000
Misc : op34420,grk50,15.0,,,10,1
ALS Vial : 14 Sample Multiplier: 1

Integration File signal 1: autoint1.e
Integration File signal 2: autoint2.e
Quant Time: Jul 25 08:17:18 2021
Quant Method : C:\MSDCHEM\1\METHODS\RKPCB50.M
Quant Title :
QLast Update : Sun Jul 25 08:10:39 2021
Response via : Initial Calibration
Integrator: ChemStation

Volume Inj. : 1ul
Signal #1 Phase : ZBCLP-1 Signal #2 Phase: ZBCLP-2
Signal #1 Info : 30m X 0.32mm(.32u Signal #2 Info : 30m X 0.32 mm (.25um)

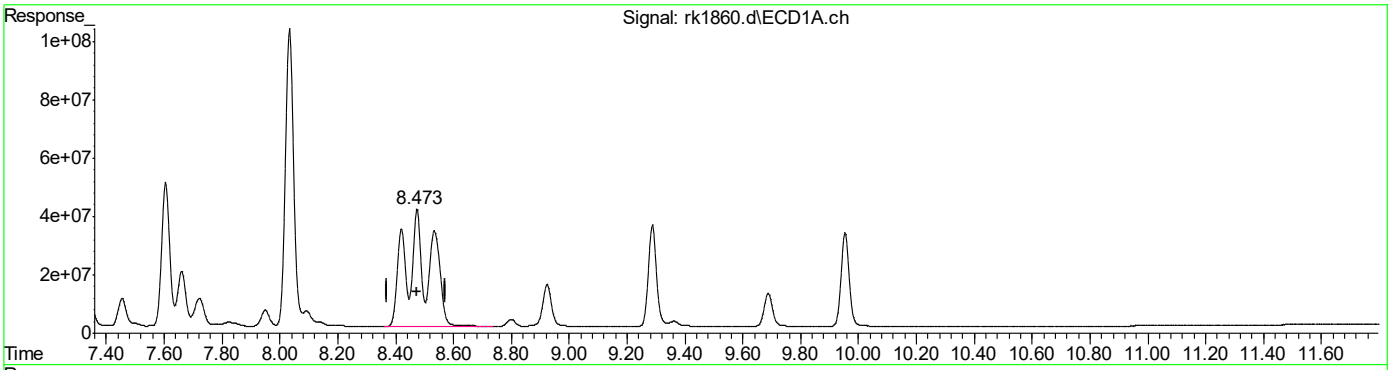

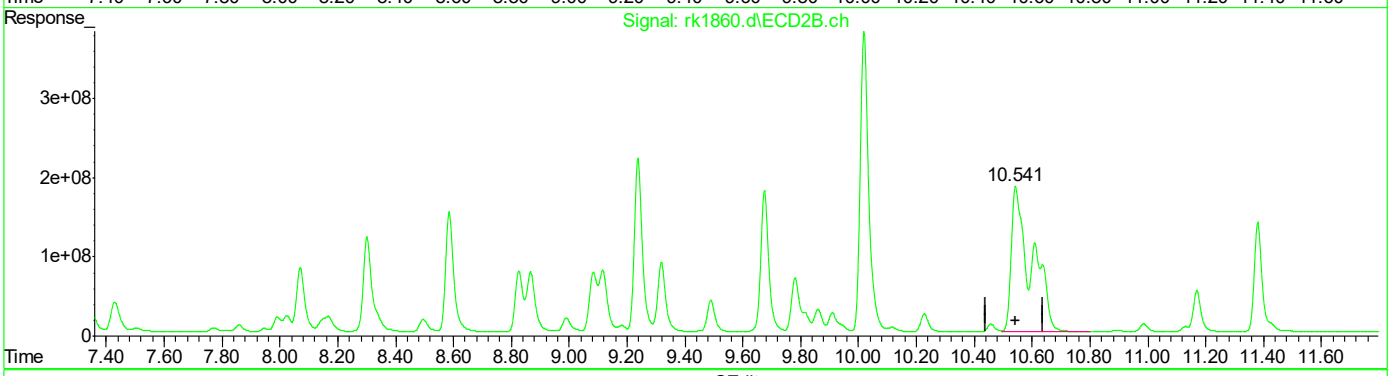

QEdit

(45) AR1262-E
8.473min 990.088 PPB m
response 2322959231

(45) AR1262-E #2
10.541min 977.561 PPB m
response 8759998265

(+) = Expected Retention Time
RKPCB50.M Sun Jul 25 08:18:13 2021 Page: 1

Manual Integrations APPROVED
(compounds with "m" flag)
Gwendolyn Burns
07/26/21 15:58

Quantitation Report (QT Reviewed)

Data Path : C:\msdchem\1\DATA\rk50\
Data File : rk1861.d
Signal(s) : Signal #1: ECD1A.ch Signal #2: ECD2B.ch
Acq On : 23 Jul 2021 11:18 pm
Operator : kristis
Sample : icv50-1000
Misc : op34420,grk50,15.0,,,10,1
ALS Vial : 15 Sample Multiplier: 1

Integration File signal 1: autoint1.e
Integration File signal 2: autoint2.e
Quant Time: Jul 25 08:19:06 2021
Quant Method : C:\MSDCHEM\1\METHODS\RKPCB50.M
Quant Title :
QLast Update : Sun Jul 25 08:10:39 2021
Response via : Initial Calibration
Integrator: ChemStation

Volume Inj. : 1ul
Signal #1 Phase : ZBCLP-1 Signal #2 Phase: ZBCLP-2
Signal #1 Info : 30m X 0.32mm(.32u Signal #2 Info : 30m X 0.32 mm (.25um)

	Compound	RT#1	RT#2	Resp#1	Resp#2	ppb	ppb
	System Monitoring Compounds						
1)	S Tetrachlo...	2.792	3.735	638.6E6	2827.6E6	42.667	44.323
	Spiked Amount 40.000			Recovery	=	106.67%	110.81%
51)	S Decachlor...	9.953	12.244	1746.5E6	5904.3E6	121.319	118.867
	Spiked Amount 40.000			Recovery	=	303.30%	297.17%
	Target Compounds						
12)	AR1242-A	3.557	4.987	463.4E6	2279.1E6	1020.828	990.642
13)	AR1242-B	4.097	5.628	1068.8E6	4888.5E6	1015.403	1000.750
14)	AR1242-C	4.263	5.822	403.5E6	1945.7E6	1021.926	1001.510
15)	AR1242-D	4.512	6.492	617.7E6	1342.3E6	995.678m	968.621
16)	AR1242-E	4.768	7.095	425.7E6	1801.2E6	1000.003	971.324
46)	AR1268-A	8.474	10.543	2270.4E6	8835.6E6	1007.403	1010.566
47)	AR1268-B	8.528	10.610	2262.9E6	8999.8E6	1015.558	1003.670
48)	AR1268-C	8.798	10.986	1832.5E6	7212.5E6	1007.896	1001.766
49)	AR1268-D	9.287	11.380	797.8E6	2894.7E6	1014.167	1009.415
50)	AR1268-E	9.687	11.861	5799.8E6	20362.6E6	1006.196	995.709

(f)=RT Delta > 1/2 Window (#)=Amounts differ by > 25% (m)=manual int.

11.6.48 11

Quantitation Report (QT Reviewed)

Data Path : C:\msdchem\1\DATA\rk50\
Data File : rk1861.d
Signal(s) : Signal #1: ECD1A.ch Signal #2: ECD2B.ch
Acq On : 23 Jul 2021 11:18 pm
Operator : kristis
Sample : icv50-1000
Misc : op34420,grk50,15.0,,,10,1
ALS Vial : 15 Sample Multiplier: 1

Integration File signal 1: autoint1.e
Integration File signal 2: autoint2.e
Quant Time: Jul 25 08:19:06 2021
Quant Method : C:\MSDCHEM\1\METHODS\RKPCB50.M
Quant Title :
QLast Update : Sun Jul 25 08:10:39 2021
Response via : Initial Calibration
Integrator: ChemStation

Volume Inj. : 1ul
Signal #1 Phase : ZBCLP-1 Signal #2 Phase: ZBCLP-2
Signal #1 Info : 30m X 0.32mm(.32u Signal #2 Info : 30m X 0.32 mm (.25um)

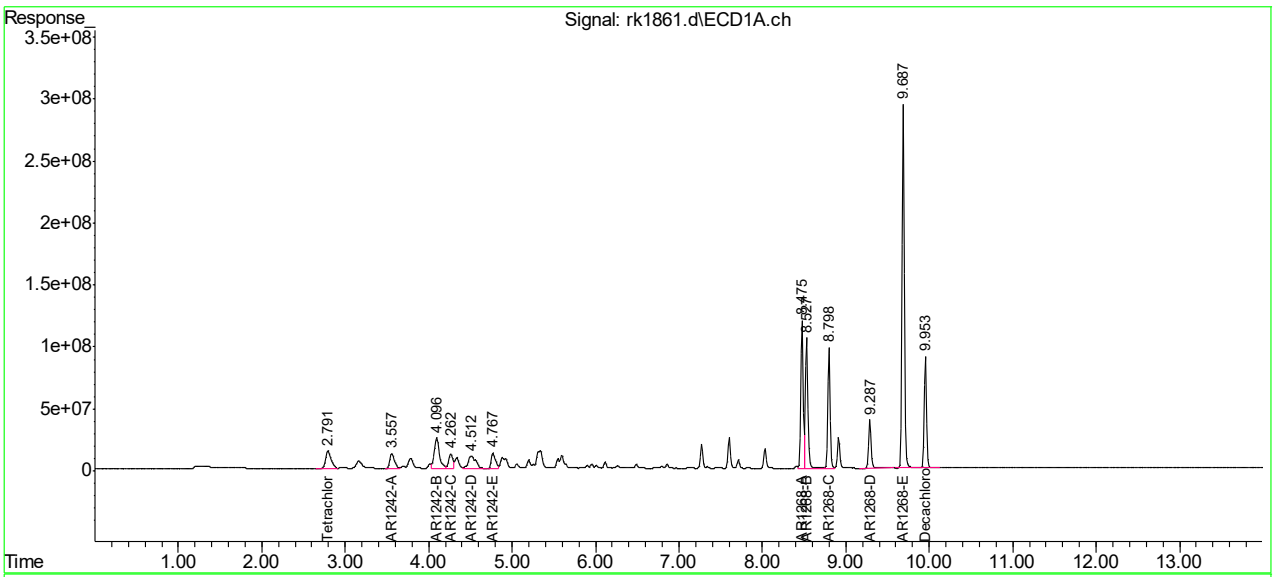

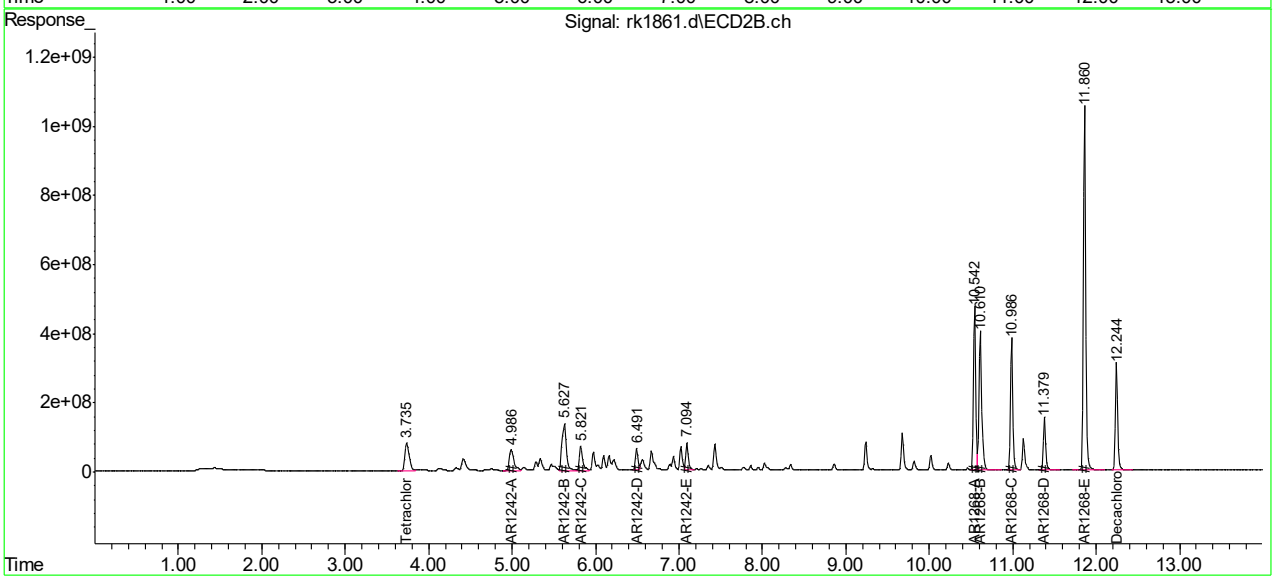

SGS JD30019

Manual Integration Approval Summary

Sample Number: GRK50-ICV50
Lab FileID: RK1861.D
Injection Time: 07/23/21 23:18
Method: SW846 8082A
Analyst approved: 07/25/21 08:38 Kristi Schollenberger
Supervisor approved: 07/26/21 15:58 Gwendolyn Burns

Parameter	CAS	Sig#	R.T. (min.)	Reason
AR1242-D		1	4.51	Poor instrument integration

Quantitation Report (Qedit)

Data Path : C:\msdchem\1\DATA\rk50\
Data File : rk1861.d
Signal(s) : Signal #1: ECD1A.ch Signal #2: ECD2B.ch
Acq On : 23 Jul 2021 11:18 pm
Operator : kristis
Sample : icv50-1000
Misc : op34420,grk50,15.0,,,10,1
ALS Vial : 15 Sample Multiplier: 1

Integration File signal 1: autoint1.e
Integration File signal 2: autoint2.e
Quant Time: Jul 25 08:18:28 2021
Quant Method : C:\MSDCHEM\1\METHODS\RKPCB50.M
Quant Title :
QLast Update : Sun Jul 25 08:10:39 2021
Response via : Initial Calibration
Integrator: ChemStation

Volume Inj. : 1ul
Signal #1 Phase : ZBCLP-1 Signal #2 Phase: ZBCLP-2
Signal #1 Info : 30m X 0.32mm(.32u Signal #2 Info : 30m X 0.32 mm (.25um)

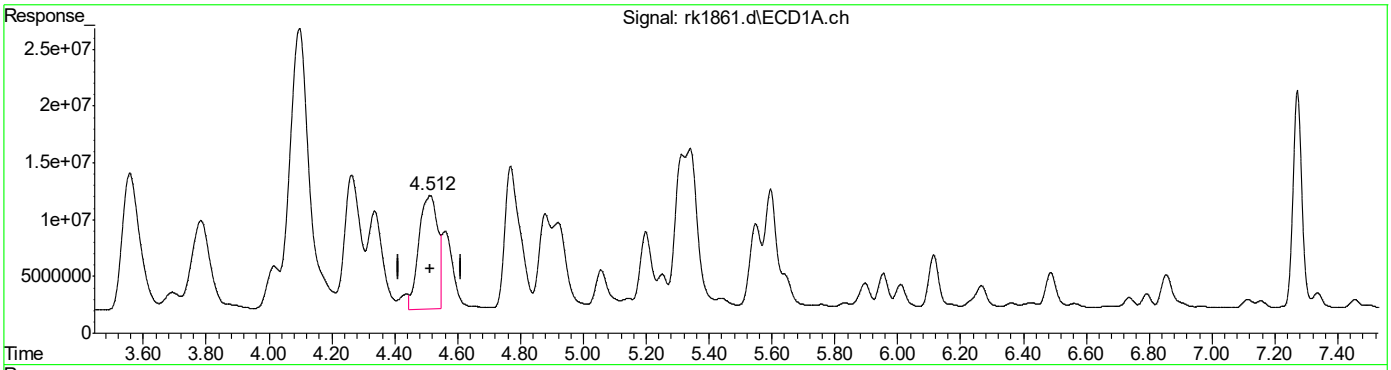

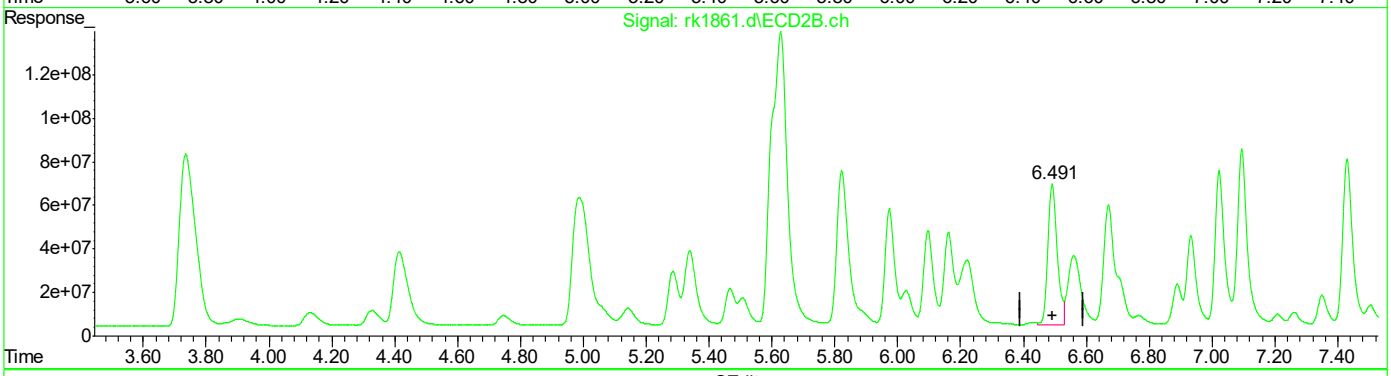

QEdit

(15) AR1242-D
4.512min 668.725 PPB
response 414841194

(15) AR1242-D #2
6.492min 968.621 PPB
response 1342288083

(+) = Expected Retention Time
RKPCB50.M Sun Jul 25 08:18:50 2021 Page: 1

Quantitation Report (Qedit)

Data Path : C:\msdchem\1\DATA\rk50\
Data File : rk1861.d
Signal(s) : Signal #1: ECD1A.ch Signal #2: ECD2B.ch
Acq On : 23 Jul 2021 11:18 pm
Operator : kristis
Sample : icv50-1000
Misc : op34420,grk50,15.0,,,10,1
ALS Vial : 15 Sample Multiplier: 1

Integration File signal 1: autoint1.e
Integration File signal 2: autoint2.e
Quant Time: Jul 25 08:18:28 2021
Quant Method : C:\MSDCHEM\1\METHODS\RKPCB50.M
Quant Title :
QLast Update : Sun Jul 25 08:10:39 2021
Response via : Initial Calibration
Integrator: ChemStation

Volume Inj. : 1ul
Signal #1 Phase : ZBCLP-1 Signal #2 Phase: ZBCLP-2
Signal #1 Info : 30m X 0.32mm(.32u Signal #2 Info : 30m X 0.32 mm (.25um)

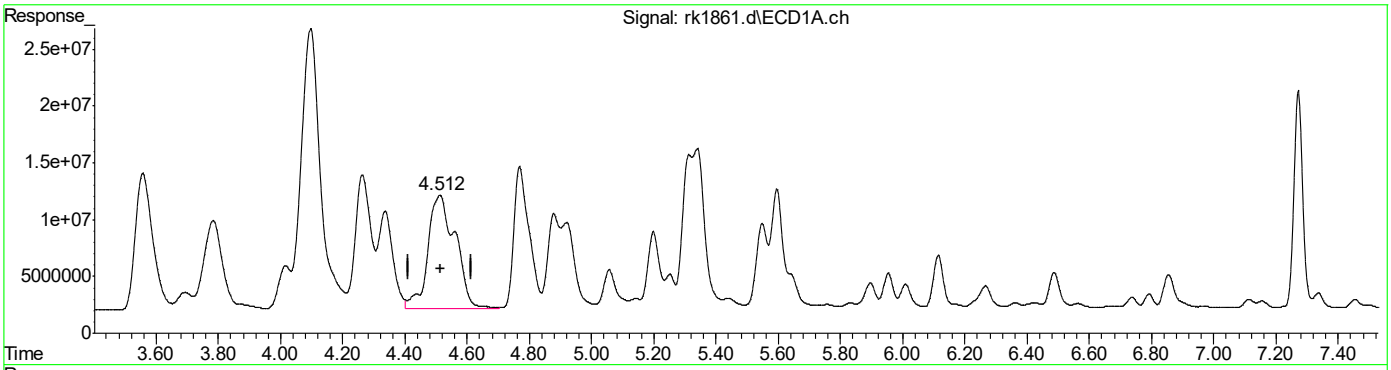

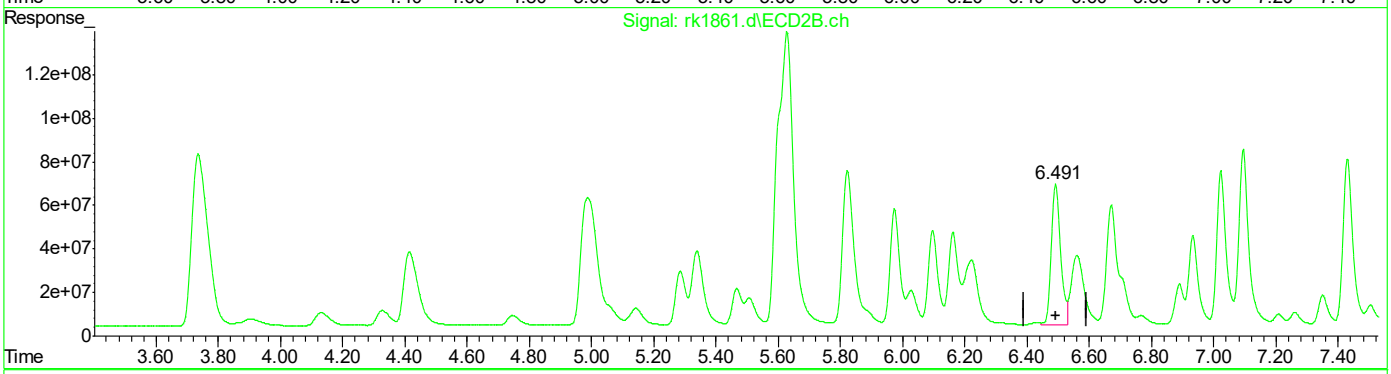

QEdit

(15) AR1242-D
4.512min 995.678 PPB m
response 617664935

(15) AR1242-D #2
6.492min 968.621 PPB
response 1342288083

(+) = Expected Retention Time
RKPCB50.M Sun Jul 25 08:19:11 2021 Page: 1

Manual Integrations APPROVED
(compounds with "m" flag)
Gwendolyn Burns
07/26/21 15:58

Quantitation Report (QT Reviewed)

Data Path : C:\msdchem\1\DATA\rk50\
Data File : rk1862.d
Signal(s) : Signal #1: ECD1A.ch Signal #2: ECD2B.ch
Acq On : 23 Jul 2021 11:34 pm
Operator : kristis
Sample : icv50-1000
Misc : op34420,grk50,15.0,,,10,1
ALS Vial : 16 Sample Multiplier: 1

Integration File signal 1: autoint1.e
Integration File signal 2: autoint2.e
Quant Time: Jul 25 08:20:32 2021
Quant Method : C:\MSDCHEM\1\METHODS\RKPCB50.M
Quant Title :
QLast Update : Sun Jul 25 08:10:39 2021
Response via : Initial Calibration
Integrator: ChemStation

Volume Inj. : 1ul
Signal #1 Phase : ZBCLP-1 Signal #2 Phase: ZBCLP-2
Signal #1 Info : 30m X 0.32mm(.32u Signal #2 Info : 30m X 0.32 mm (.25um)

	Compound	RT#1	RT#2	Resp#1	Resp#2	ppb	ppb
	System Monitoring Compounds						
1) S	Tetrachlo...	2.795	3.737	644.5E6	2946.1E6	43.060	46.180
	Spiked Amount 40.000			Recovery	=	107.65%	115.45%
51) S	Decachlor...	9.955	12.243	610.4E6	2106.4E6	42.398	42.408
	Spiked Amount 40.000			Recovery	=	106.00%	106.02%
	Target Compounds						
17)	AR1248-A	3.557	4.985	215.4E6	1011.8E6	927.805	905.522
18)	AR1248-B	4.095	5.627	675.2E6	3004.1E6	975.713	966.753
19)	AR1248-C	4.506	6.097	999.1E6	1714.9E6	1056.257m	1027.804
20)	AR1248-D	4.769	6.492	673.7E6	2199.1E6	1043.536	1032.555
21)	AR1248-E	4.877	6.671	616.6E6	2538.6E6	1039.977m	1059.795
22)	AR1248-F	5.313	7.094	1224.9E6	3272.3E6	1099.940	1054.358
23)	AR1248-G	5.595	7.431	1046.1E6	2935.1E6	1121.454m	1068.586

(f)=RT Delta > 1/2 Window (#)=Amounts differ by > 25% (m)=manual int.

11.6.49 11

Quantitation Report (QT Reviewed)

Data Path : C:\msdchem\1\DATA\rk50\
Data File : rk1862.d
Signal(s) : Signal #1: ECD1A.ch Signal #2: ECD2B.ch
Acq On : 23 Jul 2021 11:34 pm
Operator : kristis
Sample : icv50-1000
Misc : op34420,grk50,15.0,,,10,1
ALS Vial : 16 Sample Multiplier: 1

Integration File signal 1: autoint1.e
Integration File signal 2: autoint2.e
Quant Time: Jul 25 08:20:32 2021
Quant Method : C:\MSDCHEM\1\METHODS\RKPCB50.M
Quant Title :
QLast Update : Sun Jul 25 08:10:39 2021
Response via : Initial Calibration
Integrator: ChemStation

Volume Inj. : 1ul
Signal #1 Phase : ZBCLP-1 Signal #2 Phase: ZBCLP-2
Signal #1 Info : 30m X 0.32mm(.32u Signal #2 Info : 30m X 0.32 mm (.25um)

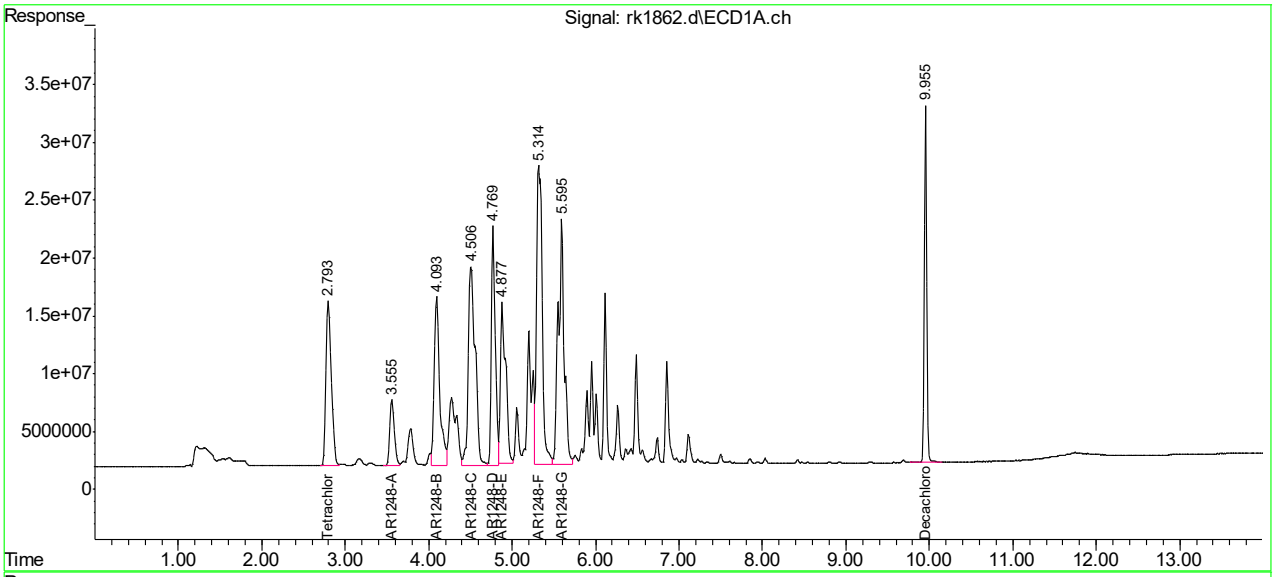

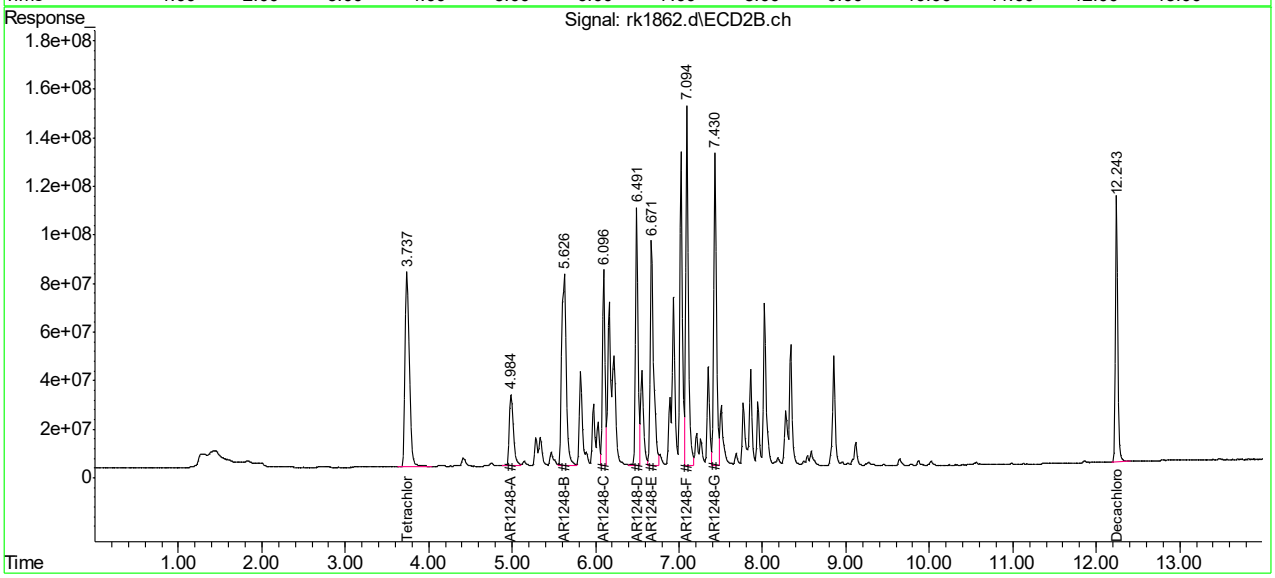

Manual Integration Approval Summary

Sample Number: GRK50-ICV50
Lab FileID: RK1862.D
Injection Time: 07/23/21 23:34
Method: SW846 8082A
Analyst approved: 07/25/21 08:38 Kristi Schollenberger
Supervisor approved: 07/26/21 15:58 Gwendolyn Burns

Parameter	CAS	Sig#	R.T. (min.)	Reason
AR1248-C		1	4.51	Poor instrument integration
AR1248-E		1	4.88	Poor instrument integration
Ar1248-G		1	5.60	Poor instrument integration

Quantitation Report (Qedit)

Data Path : C:\msdchem\1\DATA\rk50\
Data File : rk1862.d
Signal(s) : Signal #1: ECD1A.ch Signal #2: ECD2B.ch
Acq On : 23 Jul 2021 11:34 pm
Operator : kristis
Sample : icv50-1000
Misc : op34420,grk50,15.0,,,10,1
ALS Vial : 16 Sample Multiplier: 1

Integration File signal 1: autoint1.e
Integration File signal 2: autoint2.e
Quant Time: Jul 25 08:19:32 2021
Quant Method : C:\MSDCHEM\1\METHODS\RKPCB50.M
Quant Title :
QLast Update : Sun Jul 25 08:10:39 2021
Response via : Initial Calibration
Integrator: ChemStation

Volume Inj. : 1ul
Signal #1 Phase : ZBCLP-1 Signal #2 Phase: ZBCLP-2
Signal #1 Info : 30m X 0.32mm(.32u Signal #2 Info : 30m X 0.32 mm (.25um)

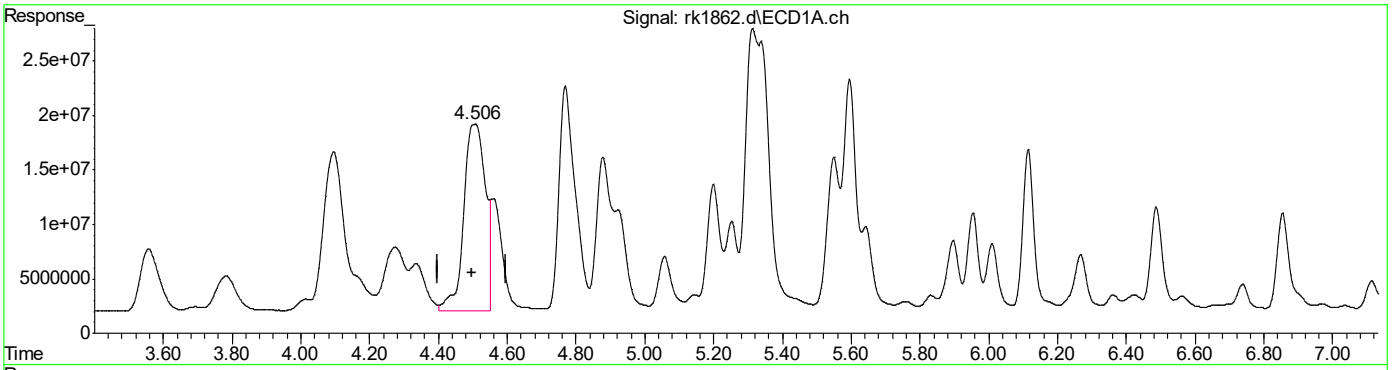

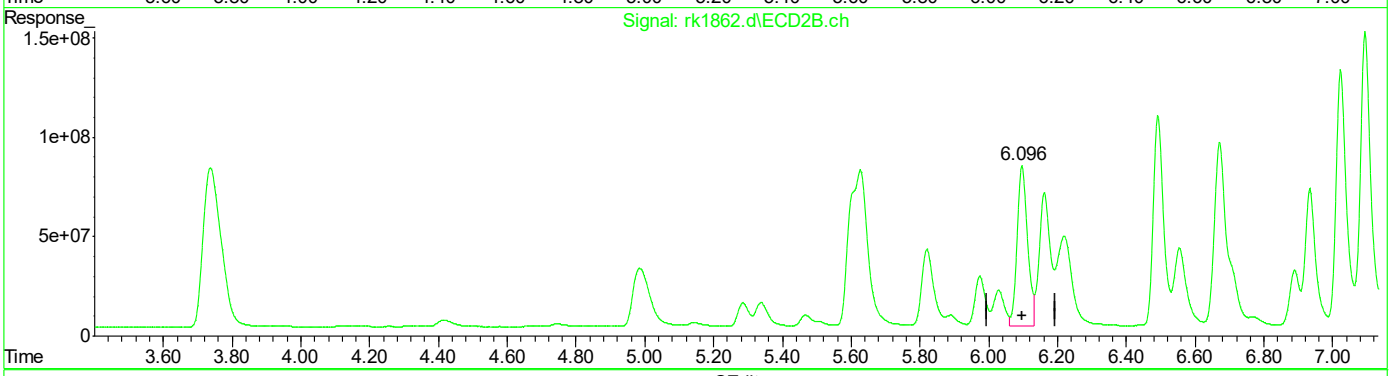

QEdit

(19) AR1248-C
4.506min 784.021 PPB
response 741579067

(19) AR1248-C #2
6.097min 1027.804 PPB
response 1714943894

(+) = Expected Retention Time
RKPCB50.M Sun Jul 25 08:19:52 2021 Page: 1

Quantitation Report (Qedit)

Data Path : C:\msdchem\1\DATA\rk50\
Data File : rk1862.d
Signal(s) : Signal #1: ECD1A.ch Signal #2: ECD2B.ch
Acq On : 23 Jul 2021 11:34 pm
Operator : kristis
Sample : icv50-1000
Misc : op34420,grk50,15.0,,,10,1
ALS Vial : 16 Sample Multiplier: 1

Integration File signal 1: autoint1.e
Integration File signal 2: autoint2.e
Quant Time: Jul 25 08:19:32 2021
Quant Method : C:\MSDCHEM\1\METHODS\RKPCB50.M
Quant Title :
QLast Update : Sun Jul 25 08:10:39 2021
Response via : Initial Calibration
Integrator: ChemStation

Volume Inj. : 1ul
Signal #1 Phase : ZBCLP-1 Signal #2 Phase: ZBCLP-2
Signal #1 Info : 30m X 0.32mm(.32u Signal #2 Info : 30m X 0.32 mm (.25um)

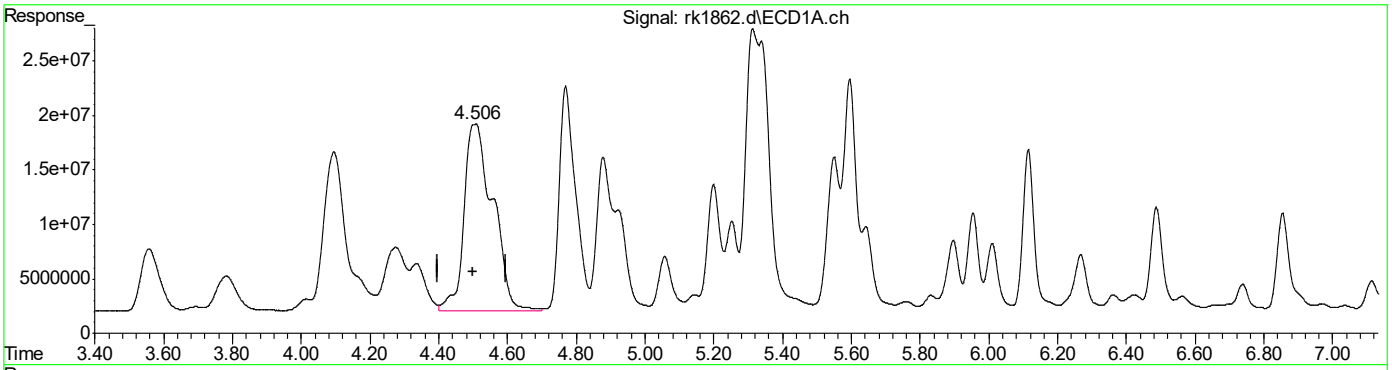

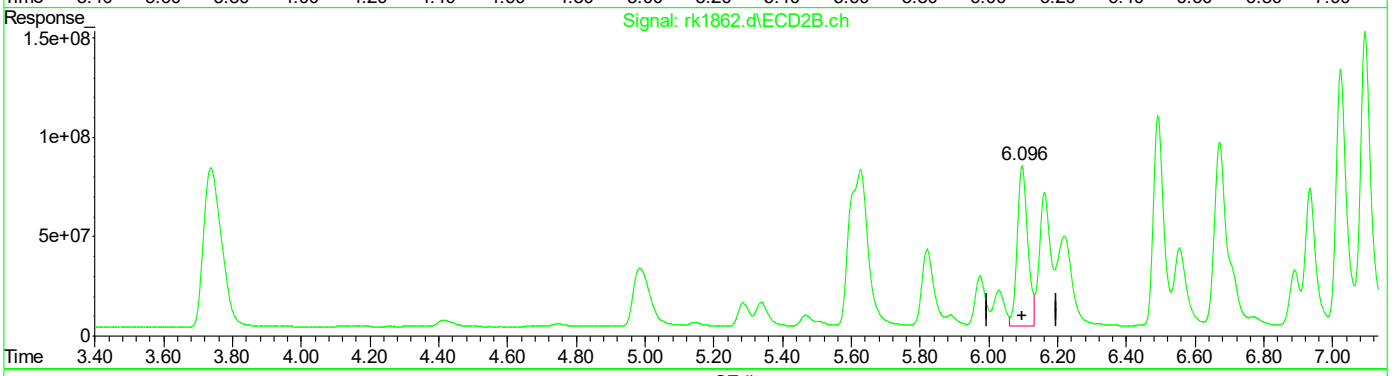

QEdit

(19) AR1248-C
4.506min 1056.257 PPB m
response 999078630

(19) AR1248-C #2
6.097min 1027.804 PPB
response 1714943894

(+) = Expected Retention Time
RKPCB50.M Sun Jul 25 08:20:01 2021 Page: 1

Quantitation Report (Qedit)

Data Path : C:\msdchem\1\DATA\rk50\
Data File : rk1862.d
Signal(s) : Signal #1: ECD1A.ch Signal #2: ECD2B.ch
Acq On : 23 Jul 2021 11:34 pm
Operator : kristis
Sample : icv50-1000
Misc : op34420,grk50,15.0,,,10,1
ALS Vial : 16 Sample Multiplier: 1

Integration File signal 1: autoint1.e
Integration File signal 2: autoint2.e
Quant Time: Jul 25 08:19:32 2021
Quant Method : C:\MSDCHEM\1\METHODS\RKPCB50.M
Quant Title :
QLast Update : Sun Jul 25 08:10:39 2021
Response via : Initial Calibration
Integrator: ChemStation

Volume Inj. : 1ul
Signal #1 Phase : ZBCLP-1 Signal #2 Phase: ZBCLP-2
Signal #1 Info : 30m X 0.32mm(.32u Signal #2 Info : 30m X 0.32 mm (.25um)

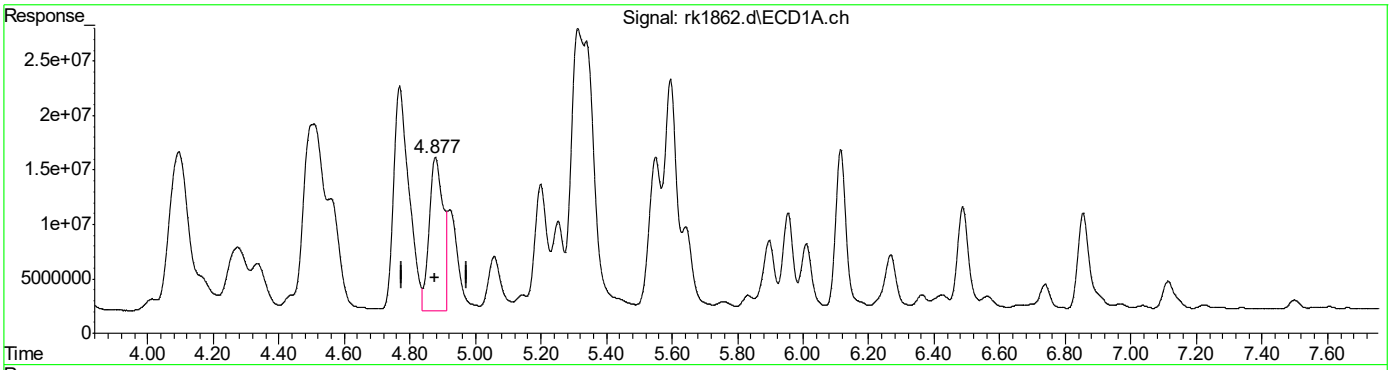

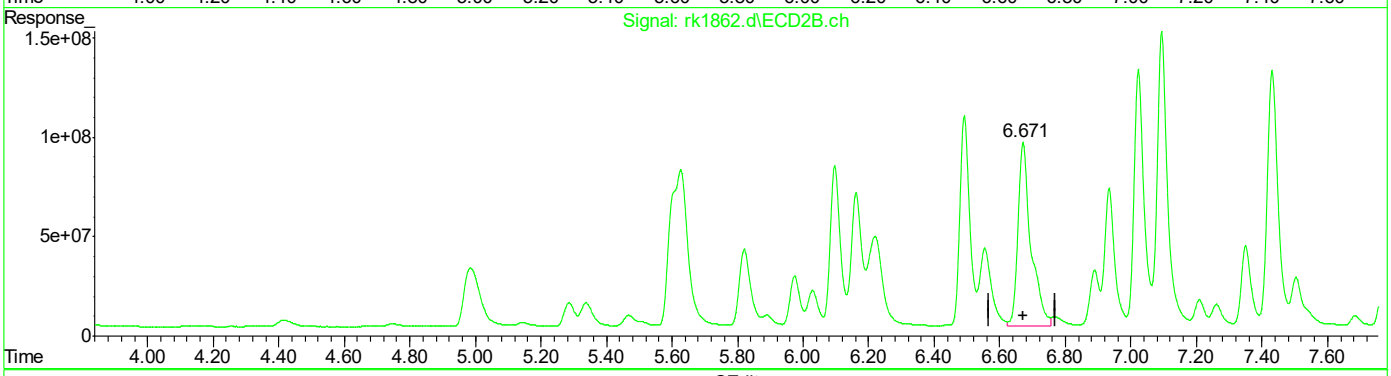

QEdit

(21) AR1248-E
4.878min 695.245 PPB
response 412201475

(21) AR1248-E #2
6.671min 1059.795 PPB
response 2538631992

(+) = Expected Retention Time
RKPCB50.M Sun Jul 25 08:20:07 2021 Page: 1

Quantitation Report (Qedit)

Data Path : C:\msdchem\1\DATA\rk50\
Data File : rk1862.d
Signal(s) : Signal #1: ECD1A.ch Signal #2: ECD2B.ch
Acq On : 23 Jul 2021 11:34 pm
Operator : kristis
Sample : icv50-1000
Misc : op34420,grk50,15.0,,,10,1
ALS Vial : 16 Sample Multiplier: 1

Integration File signal 1: autoint1.e
Integration File signal 2: autoint2.e
Quant Time: Jul 25 08:19:32 2021
Quant Method : C:\MSDCHEM\1\METHODS\RKPCB50.M
Quant Title :
QLast Update : Sun Jul 25 08:10:39 2021
Response via : Initial Calibration
Integrator: ChemStation

Volume Inj. : 1ul
Signal #1 Phase : ZBCLP-1 Signal #2 Phase: ZBCLP-2
Signal #1 Info : 30m X 0.32mm(.32u Signal #2 Info : 30m X 0.32 mm (.25um)

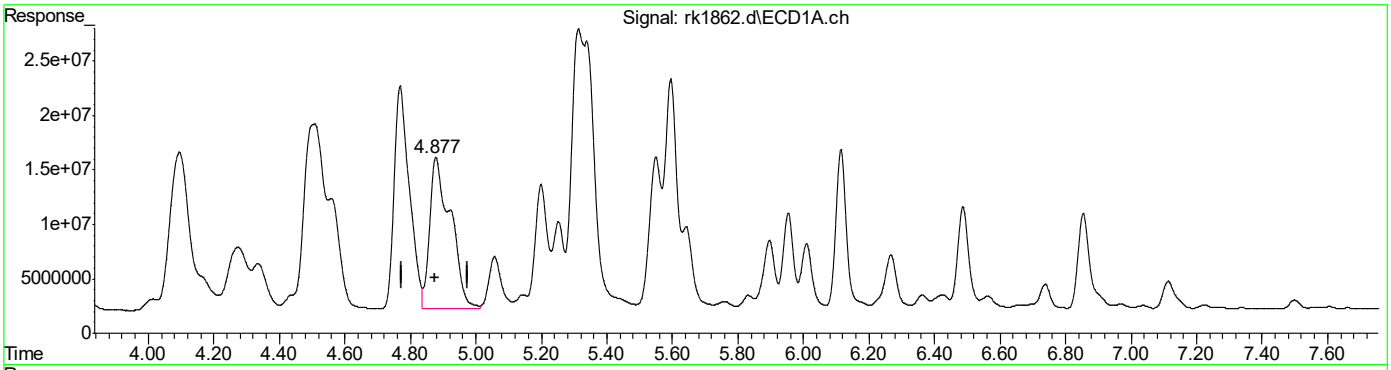

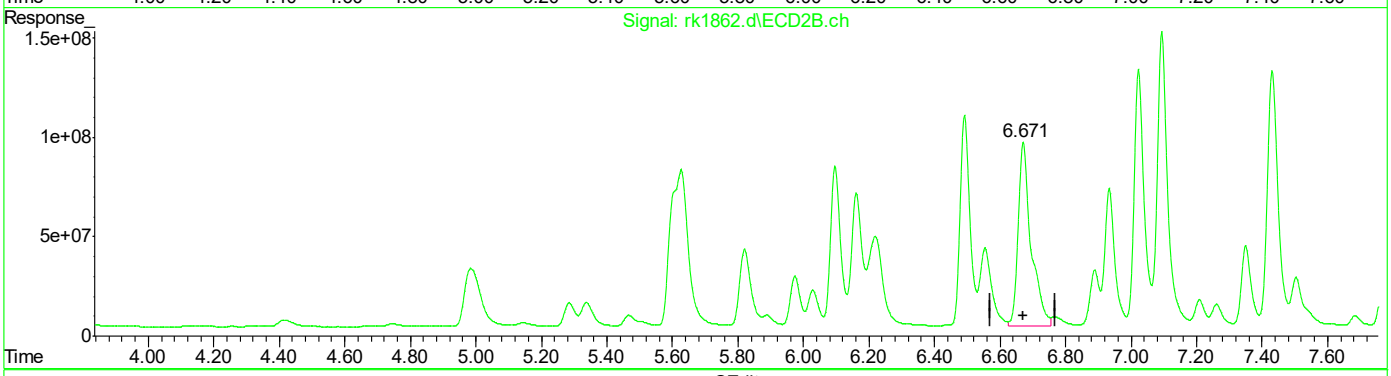

QEdit

(21) AR1248-E
4.877min 1039.977 PPB m
response 616588186

(21) AR1248-E #2
6.671min 1059.795 PPB
response 2538631992

(+) = Expected Retention Time
RKPCB50.M Sun Jul 25 08:20:18 2021 Page: 1

11.6.49.5

Quantitation Report (Qedit)

Data Path : C:\msdchem\1\DATA\rk50\
Data File : rk1862.d
Signal(s) : Signal #1: ECD1A.ch Signal #2: ECD2B.ch
Acq On : 23 Jul 2021 11:34 pm
Operator : kristis
Sample : icv50-1000
Misc : op34420,grk50,15.0,,,10,1
ALS Vial : 16 Sample Multiplier: 1

Integration File signal 1: autoint1.e
Integration File signal 2: autoint2.e
Quant Time: Jul 25 08:19:32 2021
Quant Method : C:\MSDCHEM\1\METHODS\RKPCB50.M
Quant Title :
QLast Update : Sun Jul 25 08:10:39 2021
Response via : Initial Calibration
Integrator: ChemStation

Volume Inj. : 1ul
Signal #1 Phase : ZBCLP-1 Signal #2 Phase: ZBCLP-2
Signal #1 Info : 30m X 0.32mm(.32u Signal #2 Info : 30m X 0.32 mm (.25um)

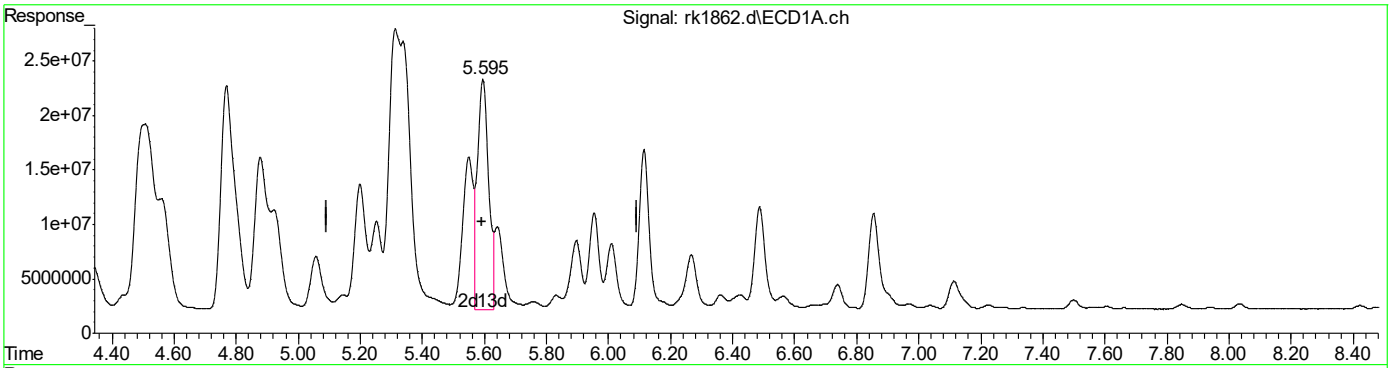

(23) AR1248-G
5.595min 582.149
response 543029068

(23) AR1248-G #2
7.431min 1068.586
response 2935080384

(+) = Expected Retention Time
RKPCB50.M Sun Jul 25 08:20:24 2021 Page: 1

RK1862.D edits: AR1248-G

Quantitation Report (Qedit)

Data Path : C:\msdchem\1\DATA\rk50\
Data File : rk1862.d
Signal(s) : Signal #1: ECD1A.ch Signal #2: ECD2B.ch
Acq On : 23 Jul 2021 11:34 pm
Operator : kristis
Sample : icv50-1000
Misc : op34420,grk50,15.0,,,10,1
ALS Vial : 16 Sample Multiplier: 1

Integration File signal 1: autoint1.e
Integration File signal 2: autoint2.e
Quant Time: Jul 25 08:19:32 2021
Quant Method : C:\MSDCHEM\1\METHODS\RKPCB50.M
Quant Title :
QLast Update : Sun Jul 25 08:10:39 2021
Response via : Initial Calibration
Integrator: ChemStation

Volume Inj. : 1ul
Signal #1 Phase : ZBCLP-1 Signal #2 Phase: ZBCLP-2
Signal #1 Info : 30m X 0.32mm(.32u Signal #2 Info : 30m X 0.32 mm (.25um)

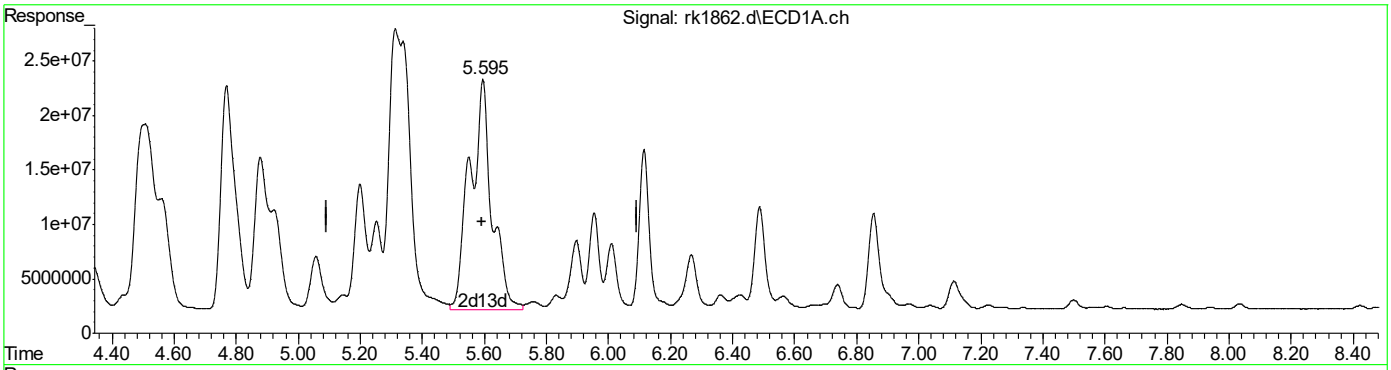

(23) AR1248-G
5.595min 1121.454 m
response 1046093347

(23) AR1248-G #2
7.431min 1068.586
response 2935080384

(+) = Expected Retention Time
RKPCB50.M Sun Jul 25 08:20:37 2021 Page: 1

Manual Integrations APPROVED (compounds with "m" flag)
Gwendolyn Burns 08/23/21 09:29

Quantitation Report (QT Reviewed)

Data Path : C:\msdchem\1\data\
Data File : rk2910.d
Signal(s) : Signal #1: ECD1A.ch Signal #2: ECD2B.ch
Acq On : 20 Aug 2021 5:16 pm
Operator : christp
Sample : cc550-1000
Misc : op34938,grk78,16.0,,,10,1
ALS Vial : 78 Sample Multiplier: 1

Integration File signal 1: autoint1.e
Integration File signal 2: autoint2.e
Quant Time: Aug 23 09:21:19 2021
Quant Method : C:\MSDCHEM\1\METHODS\RKPCB50.M
Quant Title :
QLast Update : Sun Jul 25 08:32:04 2021
Response via : Initial Calibration
Integrator: ChemStation

Volume Inj. : 1ul
Signal #1 Phase : ZBCLP-1 Signal #2 Phase: ZBCLP-2
Signal #1 Info : 30m X 0.32mm(.32u Signal #2 Info : 30m X 0.32 mm (.25um)

	Compound	RT#1	RT#2	Resp#1	Resp#2	ppb	ppb
	System Monitoring Compounds						
1) S	Tetrachlo...	2.798	3.739	649.3E6	3134.1E6	43.381	49.127
	Spiked Amount 40.000			Recovery	=	108.45%	122.82%
51) S	Decachlor...	9.965	12.245	377.9E6	1835.3E6	26.249m	36.949m#
	Spiked Amount 40.000			Recovery	=	65.62%	92.37%
	Target Compounds						
31)	AR1016-A	3.166	4.416	303.9E6	1326.8E6	1041.454	1101.169
32)	AR1016-B	3.562	4.987	565.2E6	2832.9E6	1019.177	1045.818
33)	AR1016-C	4.105	5.632	1311.9E6	6067.7E6	1021.106	1012.460
34)	AR1016-D	4.269	5.824	488.9E6	2338.1E6	1011.105	993.551
35)	AR1016-E	4.773	6.492	497.5E6	1542.4E6	983.814	957.972
36)	AR1260-A	7.127	9.123	1043.6E6	4557.2E6	854.357	1026.896m
37)	AR1260-B	7.282	9.242	599.4E6	2478.5E6	869.058	936.903
38)	AR1260-C	7.616	9.678	580.7E6	2450.6E6	794.549	915.264
39)	AR1260-D	8.048	10.027	1468.7E6	6083.4E6	910.203	948.447
40)	AR1260-E	8.439f	10.571	1351.0E6	6004.5E6	787.320m	958.428m

(f)=RT Delta > 1/2 Window (#)=Amounts differ by > 25% (m)=manual int.

11.6.50 11

Quantitation Report (QT Reviewed)

Data Path : C:\msdchem\1\data\
Data File : rk2910.d
Signal(s) : Signal #1: ECD1A.ch Signal #2: ECD2B.ch
Acq On : 20 Aug 2021 5:16 pm
Operator : christp
Sample : cc550-1000
Misc : op34938,grk78,16.0,,,10,1
ALS Vial : 78 Sample Multiplier: 1

Integration File signal 1: autoint1.e
Integration File signal 2: autoint2.e
Quant Time: Aug 23 09:21:19 2021
Quant Method : C:\MSDCHEM\1\METHODS\RKPCB50.M
Quant Title :
QLast Update : Sun Jul 25 08:32:04 2021
Response via : Initial Calibration
Integrator: ChemStation

Volume Inj. : 1ul
Signal #1 Phase : ZBCLP-1 Signal #2 Phase: ZBCLP-2
Signal #1 Info : 30m X 0.32mm(.32u Signal #2 Info : 30m X 0.32 mm (.25um)

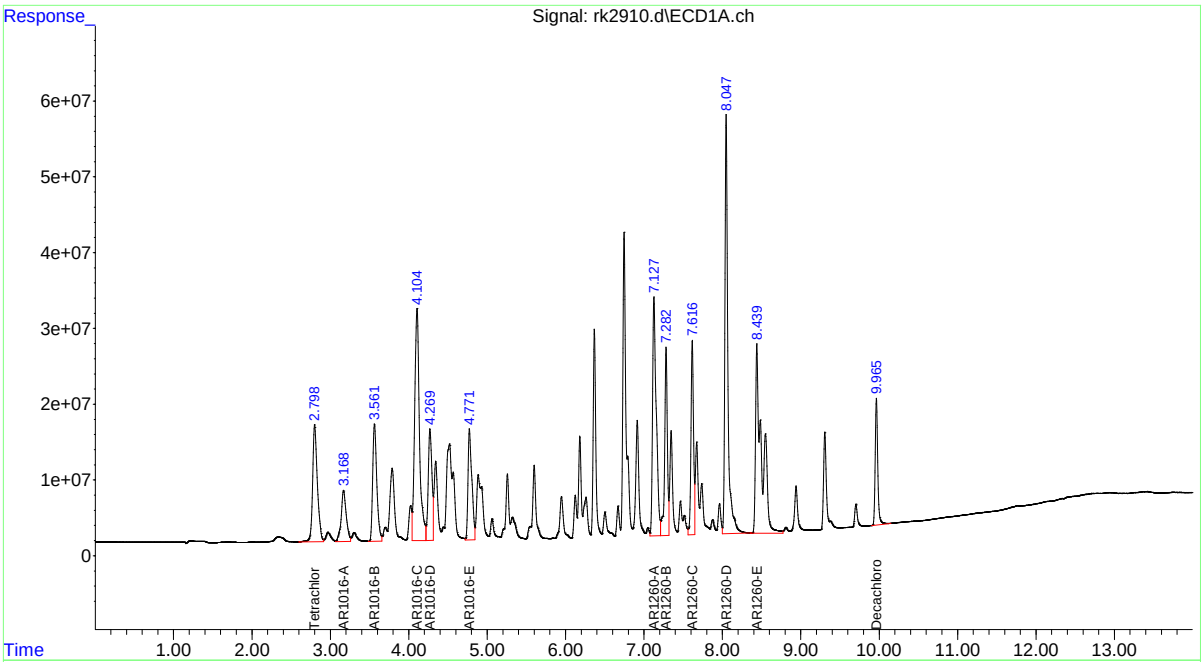

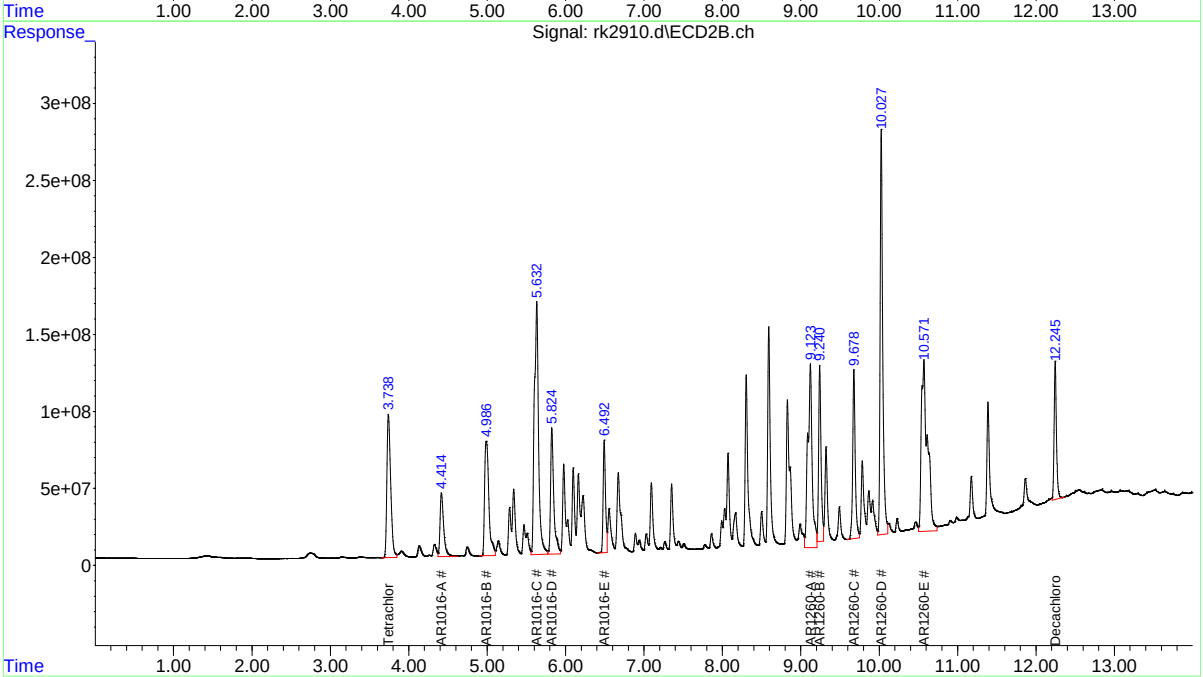

Manual Integration Approval Summary

Sample Number: GRK78-CC50
Lab FileID: RK2910.D
Injection Time: 08/20/21 17:16
Method: SW846 8082A
Analyst approved: 08/23/21 09:24 Gwendolyn Burns
Supervisor approved: 08/23/21 09:29 Gwendolyn Burns

Parameter	CAS	Sig#	R.T. (min.)	Reason
AR1260-E		1	8.44	Poorly defined baseline
AR1260-A		2	9.12	Poorly defined baseline
Decachlorobiphenyl	2051-24-3	1	9.97	Poorly defined baseline
AR1260-E		2	10.57	Poorly defined baseline
Decachlorobiphenyl	2051-24-3	2	12.24	Poorly defined baseline

Quantitation Report (Qedit)

Data Path : C:\msdchem\1\data\
Data File : rk2910.d
Signal(s) : Signal #1: ECD1A.ch Signal #2: ECD2B.ch
Acq On : 20 Aug 2021 5:16 pm
Operator : christp
Sample : cc550-1000
Misc : op34938,grk78,16.0,,,10,1
ALS Vial : 78 Sample Multiplier: 1

Integration File signal 1: autoint1.e
Integration File signal 2: autoint2.e
Quant Time: Aug 20 17:30:44 2021
Quant Method : C:\MSDCHEM\1\METHODS\RKPCB50.M
Quant Title :
QLast Update : Sun Jul 25 08:32:04 2021
Response via : Initial Calibration
Integrator: ChemStation

Volume Inj. : 1ul
Signal #1 Phase : ZBCLP-1 Signal #2 Phase: ZBCLP-2
Signal #1 Info : 30m X 0.32mm(.32u Signal #2 Info : 30m X 0.32 mm (.25um)

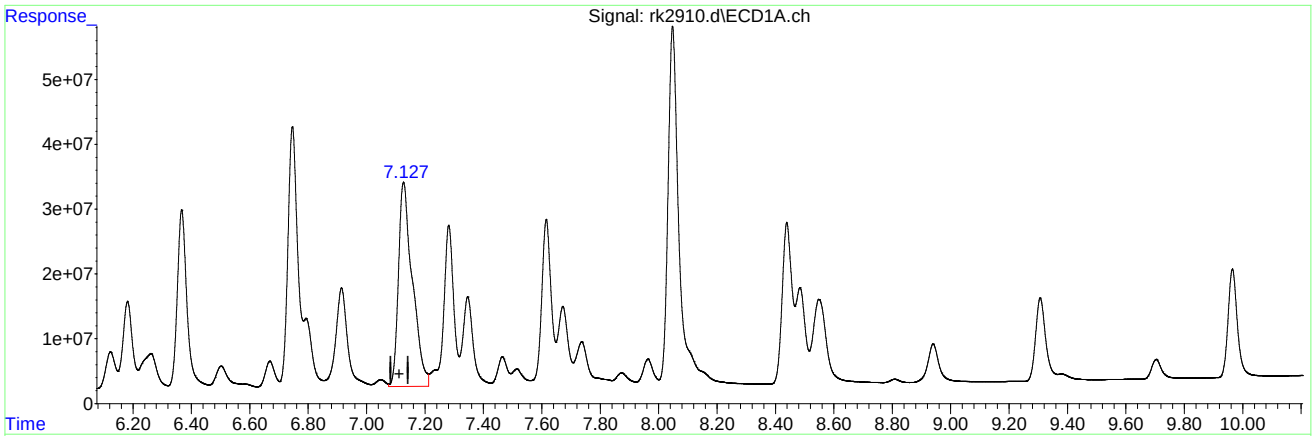

(36) AR1260-A

7.127min 854.357 PPB

response 1043628216

(36) AR1260-A #2

9.123min 696.785 PPB

response 3092223871

(+) = Expected Retention Time

Quantitation Report (Qedit)

Data Path : C:\msdchem\1\data\
Data File : rk2910.d
Signal(s) : Signal #1: ECD1A.ch Signal #2: ECD2B.ch
Acq On : 20 Aug 2021 5:16 pm
Operator : christp
Sample : cc550-1000
Misc : op34938,grk78,16.0,,,10,1
ALS Vial : 78 Sample Multiplier: 1

Integration File signal 1: autoint1.e
Integration File signal 2: autoint2.e
Quant Time: Aug 20 17:30:44 2021
Quant Method : C:\MSDCHEM\1\METHODS\RKPCB50.M
Quant Title :
QLast Update : Sun Jul 25 08:32:04 2021
Response via : Initial Calibration
Integrator: ChemStation

Volume Inj. : 1ul
Signal #1 Phase : ZBCLP-1 Signal #2 Phase: ZBCLP-2
Signal #1 Info : 30m X 0.32mm(.32u Signal #2 Info : 30m X 0.32 mm (.25um)

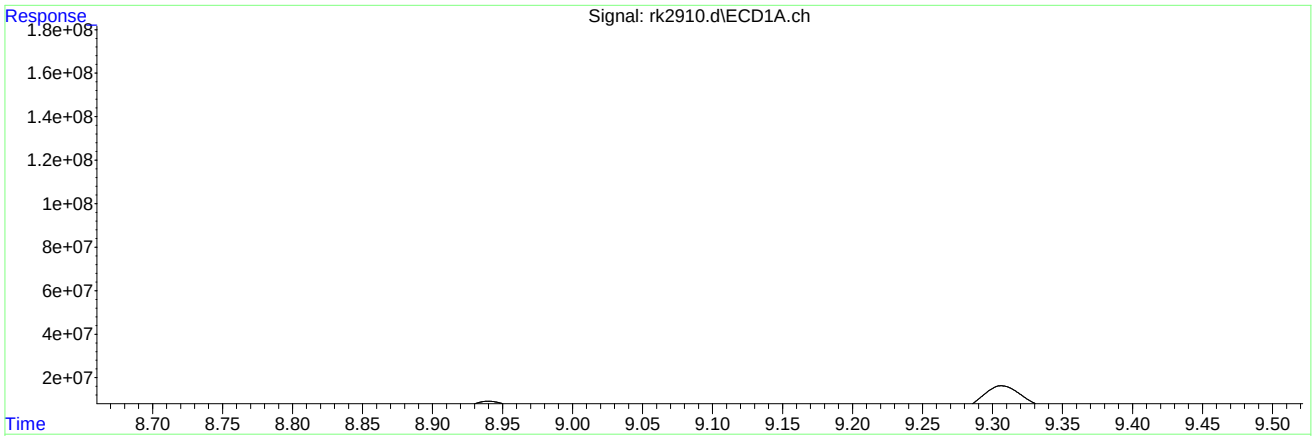

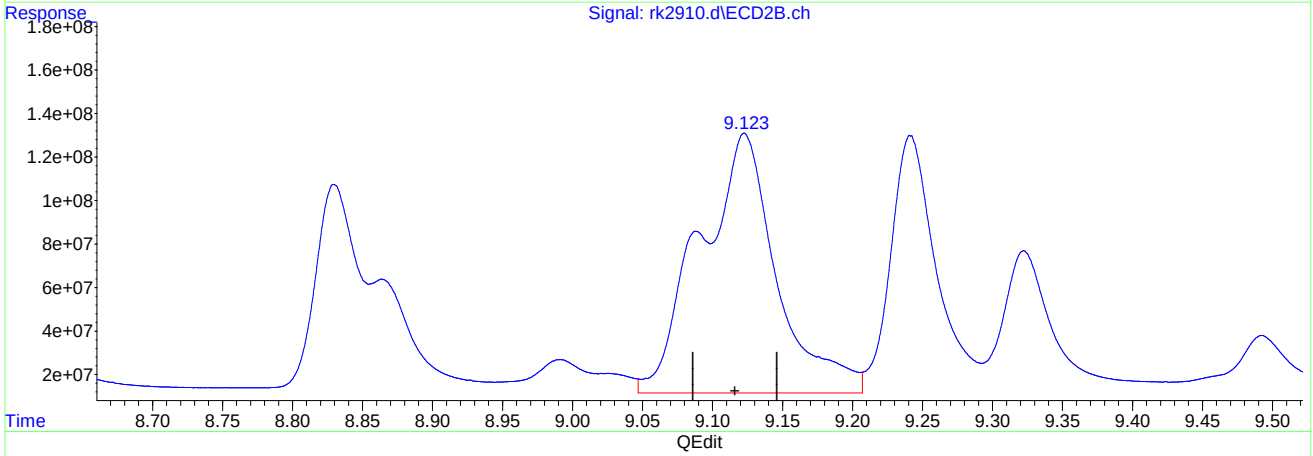

QEdit

(36) AR1260-A

7.127min 854.357 PPB

response 1043628216

(36) AR1260-A #2

9.123min 1026.896 PPB m

response 4557204852

(+) = Expected Retention Time

Quantitation Report (Qedit)

Data Path : C:\msdchem\1\data\
Data File : rk2910.d
Signal(s) : Signal #1: ECD1A.ch Signal #2: ECD2B.ch
Acq On : 20 Aug 2021 5:16 pm
Operator : christp
Sample : cc550-1000
Misc : op34938,grk78,16.0,,,10,1
ALS Vial : 78 Sample Multiplier: 1

Integration File signal 1: autoint1.e
Integration File signal 2: autoint2.e
Quant Time: Aug 20 17:30:44 2021
Quant Method : C:\MSDCHEM\1\METHODS\RKPCB50.M
Quant Title :
QLast Update : Sun Jul 25 08:32:04 2021
Response via : Initial Calibration
Integrator: ChemStation

Volume Inj. : 1ul
Signal #1 Phase : ZBCLP-1 Signal #2 Phase: ZBCLP-2
Signal #1 Info : 30m X 0.32mm(.32u Signal #2 Info : 30m X 0.32 mm (.25um)

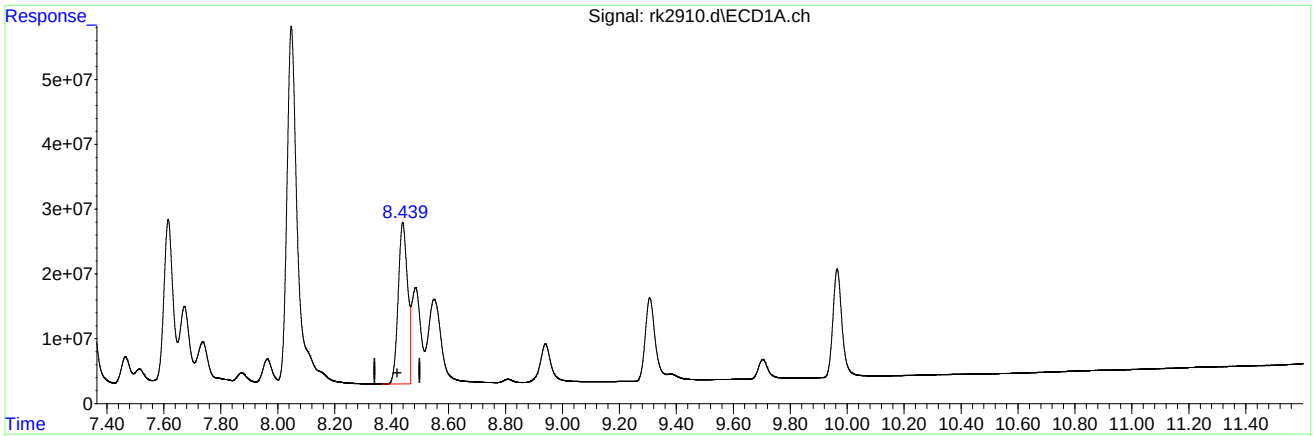

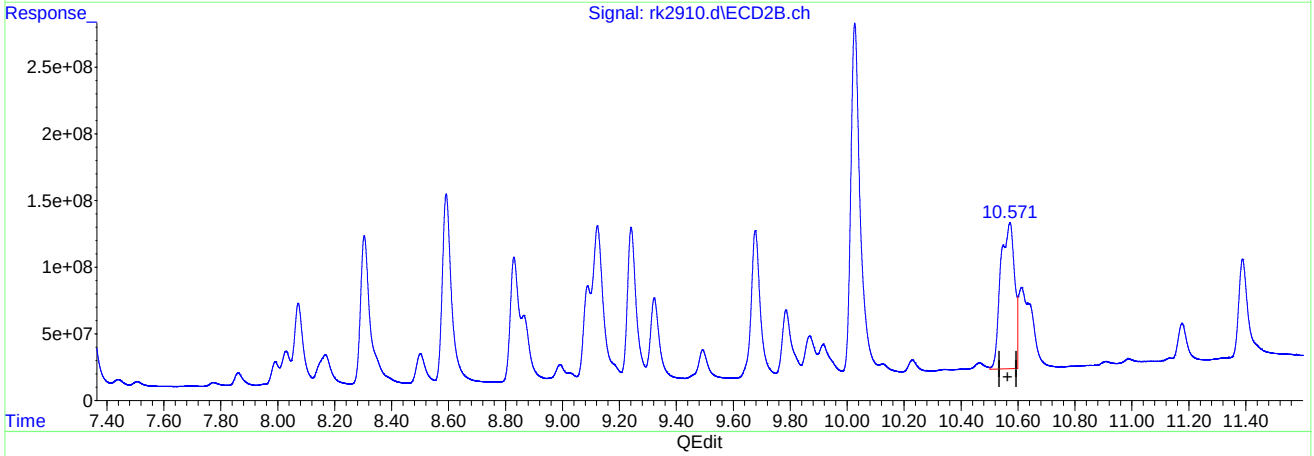

QEdit

(40) AR1260-E

8.439min 333.190 PPB

response 571718315

(40) AR1260-E #2

10.572min 592.066 PPB

response 3709249973

(+) = Expected Retention Time

Quantitation Report (Qedit)

Data Path : C:\msdchem\1\data\
Data File : rk2910.d
Signal(s) : Signal #1: ECD1A.ch Signal #2: ECD2B.ch
Acq On : 20 Aug 2021 5:16 pm
Operator : christp
Sample : cc550-1000
Misc : op34938,grk78,16.0,,,10,1
ALS Vial : 78 Sample Multiplier: 1

Integration File signal 1: autoint1.e
Integration File signal 2: autoint2.e
Quant Time: Aug 20 17:30:44 2021
Quant Method : C:\MSDCHEM\1\METHODS\RKPCB50.M
Quant Title :
QLast Update : Sun Jul 25 08:32:04 2021
Response via : Initial Calibration
Integrator: ChemStation

Volume Inj. : 1ul
Signal #1 Phase : ZBCLP-1 Signal #2 Phase: ZBCLP-2
Signal #1 Info : 30m X 0.32mm(.32u Signal #2 Info : 30m X 0.32 mm (.25um)

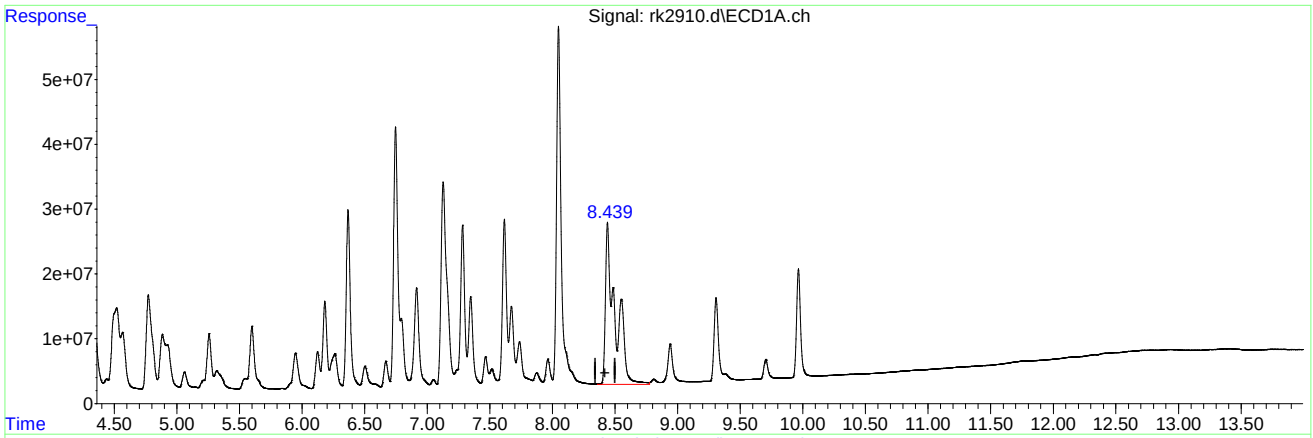

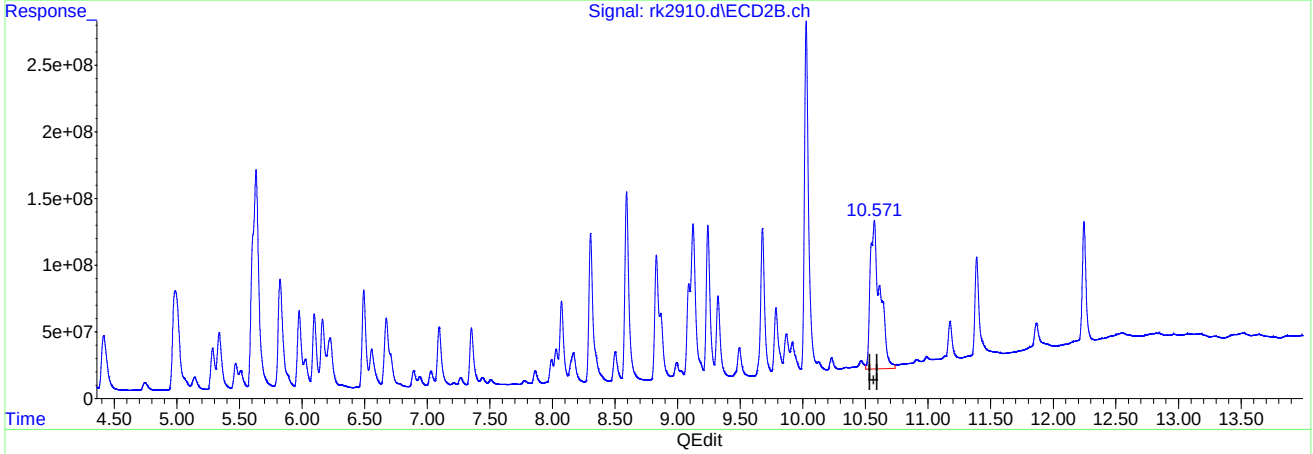

QEdit

(40) AR1260-E

8.439min 787.320 PPB m

response 1350955052

(40) AR1260-E #2

10.571min 958.428 PPB m

response 6004477208

(+) = Expected Retention Time

rkpcb50.m Mon Aug 23 09:20:57 2021 Page: 1

Quantitation Report (Qedit)

Data Path : C:\msdchem\1\data\
Data File : rk2910.d
Signal(s) : Signal #1: ECD1A.ch Signal #2: ECD2B.ch
Acq On : 20 Aug 2021 5:16 pm
Operator : christp
Sample : cc550-1000
Misc : op34938,grk78,16.0,,,10,1
ALS Vial : 78 Sample Multiplier: 1

Integration File signal 1: autoint1.e
Integration File signal 2: autoint2.e
Quant Time: Aug 20 17:30:44 2021
Quant Method : C:\MSDCHEM\1\METHODS\RKPCB50.M
Quant Title :
QLast Update : Sun Jul 25 08:32:04 2021
Response via : Initial Calibration
Integrator: ChemStation

Volume Inj. : 1ul
Signal #1 Phase : ZBCLP-1 Signal #2 Phase: ZBCLP-2
Signal #1 Info : 30m X 0.32mm(.32u Signal #2 Info : 30m X 0.32 mm (.25um)

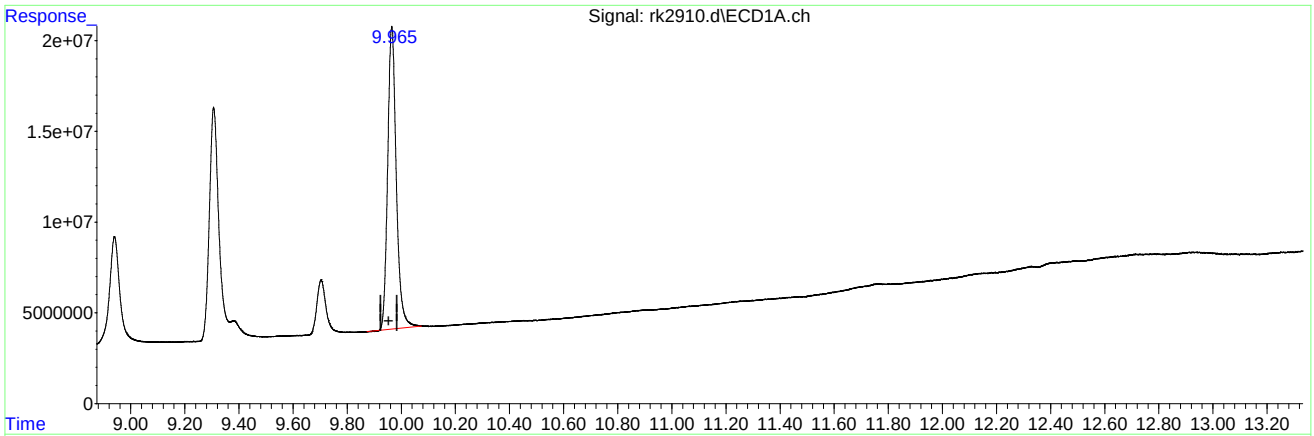

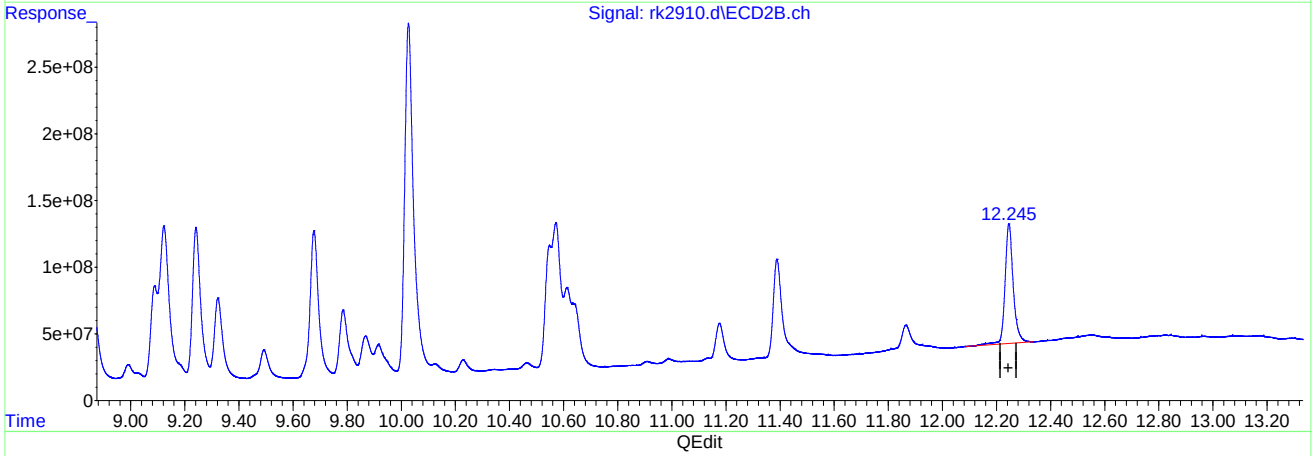

QEdit

(51) Decachlorobiphenyl (S)

9.965min 25.499 ppb

response 367076474

(51) Decachlorobiphenyl #2 (S)

12.246min 37.931 ppb

response 1884058894

(+) = Expected Retention Time

Quantitation Report (Qedit)

Data Path : C:\msdchem\1\data\
Data File : rk2910.d
Signal(s) : Signal #1: ECD1A.ch Signal #2: ECD2B.ch
Acq On : 20 Aug 2021 5:16 pm
Operator : christp
Sample : cc550-1000
Misc : op34938,grk78,16.0,,,10,1
ALS Vial : 78 Sample Multiplier: 1

Integration File signal 1: autoint1.e
Integration File signal 2: autoint2.e
Quant Time: Aug 20 17:30:44 2021
Quant Method : C:\MSDCHEM\1\METHODS\RKPCB50.M
Quant Title :
QLast Update : Sun Jul 25 08:32:04 2021
Response via : Initial Calibration
Integrator: ChemStation

Volume Inj. : 1ul
Signal #1 Phase : ZBCLP-1 Signal #2 Phase: ZBCLP-2
Signal #1 Info : 30m X 0.32mm(.32u Signal #2 Info : 30m X 0.32 mm (.25um)

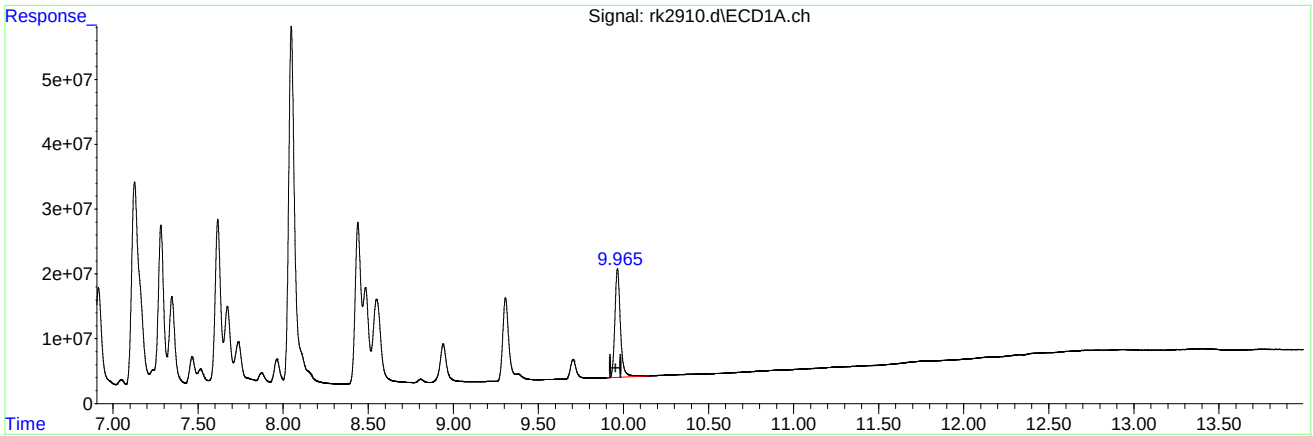

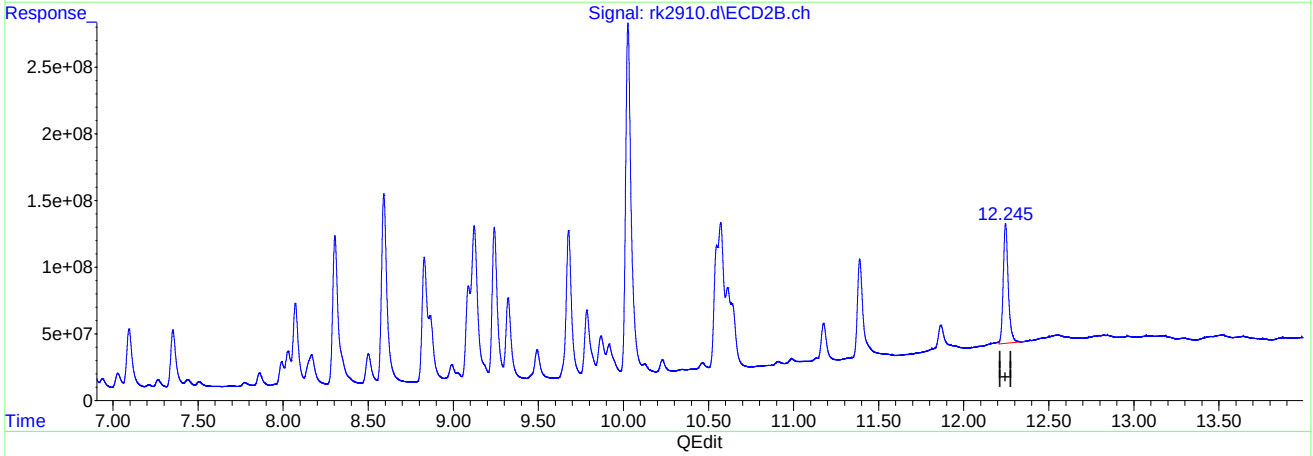

QEdit

(51) Decachlorobiphenyl (S)

9.965min 26.249 ppb m

response 377877253

(51) Decachlorobiphenyl #2 (S)

12.245min 36.949 ppb m

response 1835316967

(+) = Expected Retention Time

Manual Integrations APPROVED
(compounds with "m" flag)
Gwendolyn Burns
08/23/21 09:32

Quantitation Report (QT Reviewed)

Data Path : C:\msdchem\1\data\chrisc2\rk79\
Data File : rk2921.d
Signal(s) : Signal #1: ECD1A.ch Signal #2: ECD2B.ch
Acq On : 20 Aug 2021 10:41 pm
Operator : rebeccak
Sample : cc50-500
Misc : op34974,grk79,15.0,,,10,1
ALS Vial : 58 Sample Multiplier: 1

Integration File signal 1: autoint1.e
Integration File signal 2: autoint2.e
Quant Time: Aug 22 22:08:57 2021
Quant Method : C:\MSDCHEM\1\METHODS\rkpcb50.m
Quant Title :
QLast Update : Sun Aug 22 21:31:57 2021
Response via : Initial Calibration
Integrator: ChemStation

Volume Inj. : 1ul
Signal #1 Phase : ZBCLP-1 Signal #2 Phase: ZBCLP-2
Signal #1 Info : 30m X 0.32mm(.32u Signal #2 Info : 30m X 0.32 mm (.25um)

	Compound	RT#1	RT#2	Resp#1	Resp#2	ppb	ppb
	System Monitoring Compounds						
1) S	Tetrachlo...	2.799	3.739	322.6E6	1533.9E6	21.553	24.044
	Spiked Amount 40.000			Recovery	=	53.88%	60.11%
51) S	Decachlor...	9.966	12.246	208.5E6	845.3E6	14.481	17.018
	Spiked Amount 40.000			Recovery	=	36.20%	42.55%
	Target Compounds						
31)	AR1016-A	3.168	4.415	159.7E6	687.1E6	547.235	570.264
32)	AR1016-B	3.562	4.988	292.0E6	1512.1E6	526.511	558.229
33)	AR1016-C	4.106	5.632	650.2E6	3237.0E6	506.083	540.130
34)	AR1016-D	4.271	5.824	249.9E6	1282.6E6	516.757	545.040
35)	AR1016-E	4.773	6.492	256.6E6	842.6E6	507.408	523.327
36)	AR1260-A	7.130	9.124	539.3E6	2065.3E6	441.490	465.394m
37)	AR1260-B	7.282	9.243	321.3E6	1308.1E6	465.853	494.465
38)	AR1260-C	7.618	9.679	302.9E6	1259.5E6	414.378	470.418
39)	AR1260-D	8.052	10.027	687.7E6	3020.6E6	426.188m	470.930
40)	AR1260-E	8.442	10.572	714.8E6	2789.8E6	416.548m	445.298m

(f)=RT Delta > 1/2 Window (#)=Amounts differ by > 25% (m)=manual int.

11.6.51
11

Quantitation Report (QT Reviewed)

Data Path : C:\msdchem\1\data\chrisc2\rk79\
Data File : rk2921.d
Signal(s) : Signal #1: ECD1A.ch Signal #2: ECD2B.ch
Acq On : 20 Aug 2021 10:41 pm
Operator : rebeccak
Sample : cc50-500
Misc : op34974,grk79,15.0,,,10,1
ALS Vial : 58 Sample Multiplier: 1

Integration File signal 1: autoint1.e
Integration File signal 2: autoint2.e
Quant Time: Aug 22 22:08:57 2021
Quant Method : C:\MSDCHEM\1\METHODS\rkpcb50.m
Quant Title :
QLast Update : Sun Aug 22 21:31:57 2021
Response via : Initial Calibration
Integrator: ChemStation

Volume Inj. : 1ul
Signal #1 Phase : ZBCLP-1 Signal #2 Phase: ZBCLP-2
Signal #1 Info : 30m X 0.32mm(.32u Signal #2 Info : 30m X 0.32 mm (.25um)

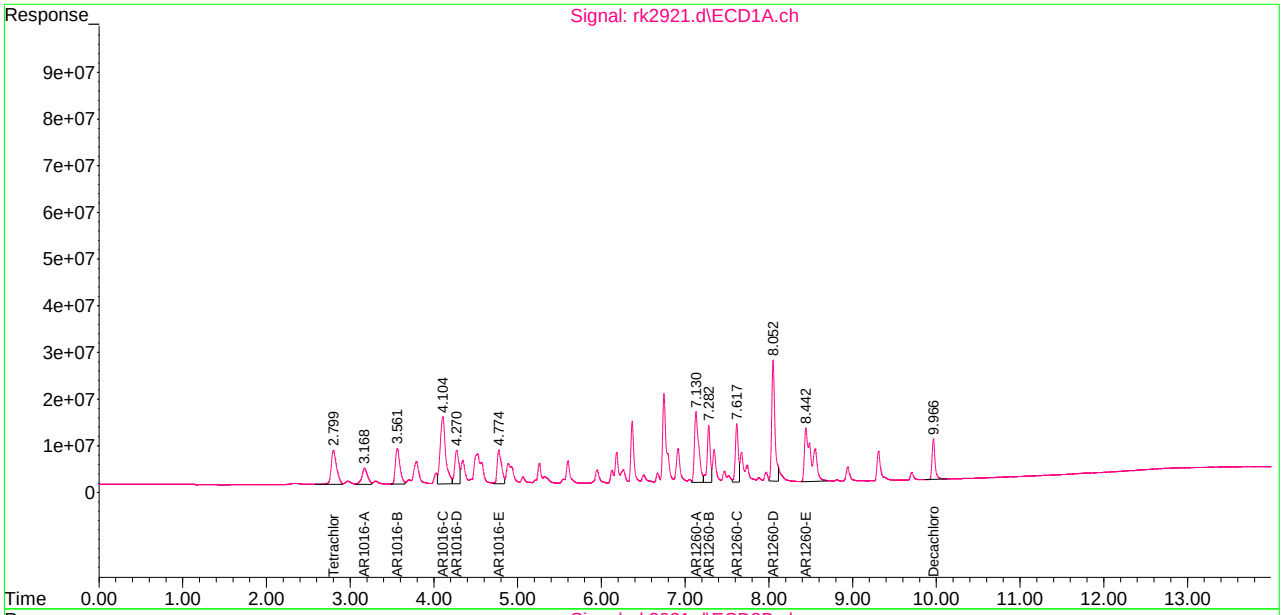

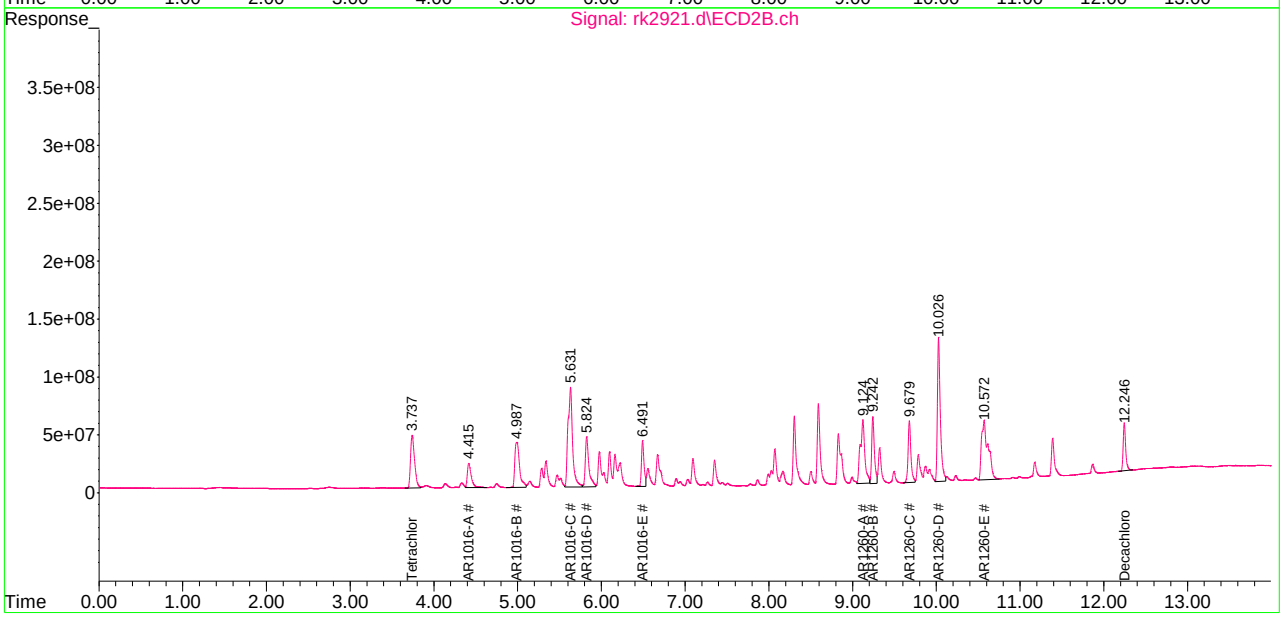

Manual Integration Approval Summary

Sample Number: GRK79-CC50
Lab FileID: RK2921.D
Injection Time: 08/20/21 22:41
Method: SW846 8082A
Analyst approved: 08/22/21 23:33 Christopher Changho
Supervisor approved: 08/23/21 09:32 Gwendolyn Burns

Parameter	CAS	Sig#	R.T. (min.)	Reason
AR1260-D		1	8.05	Poorly defined baseline
AR1260-E		1	8.44	Poorly defined baseline
AR1260-A		2	9.12	Poorly defined baseline
AR1260-E		2	10.57	Poorly defined baseline

Quantitation Report (Qedit)

Data Path : C:\msdchem\1\data\chrisc2\rk79\
Data File : rk2921.d
Signal(s) : Signal #1: ECD1A.ch Signal #2: ECD2B.ch
Acq On : 20 Aug 2021 10:41 pm
Operator : rebeccak
Sample : cc50-500
Misc : op34974,grk79,15.0,,,10,1
ALS Vial : 58 Sample Multiplier: 1

Integration File signal 1: autoint1.e
Integration File signal 2: autoint2.e
Quant Time: Aug 22 21:36:32 2021
Quant Method : C:\MSDCHEM\1\METHODS\rkpcb50.m
Quant Title :
QLast Update : Sun Aug 22 21:31:57 2021
Response via : Initial Calibration
Integrator: ChemStation

Volume Inj. : 1ul
Signal #1 Phase : ZBCLP-1 Signal #2 Phase: ZBCLP-2
Signal #1 Info : 30m X 0.32mm(.32u Signal #2 Info : 30m X 0.32 mm (.25um)

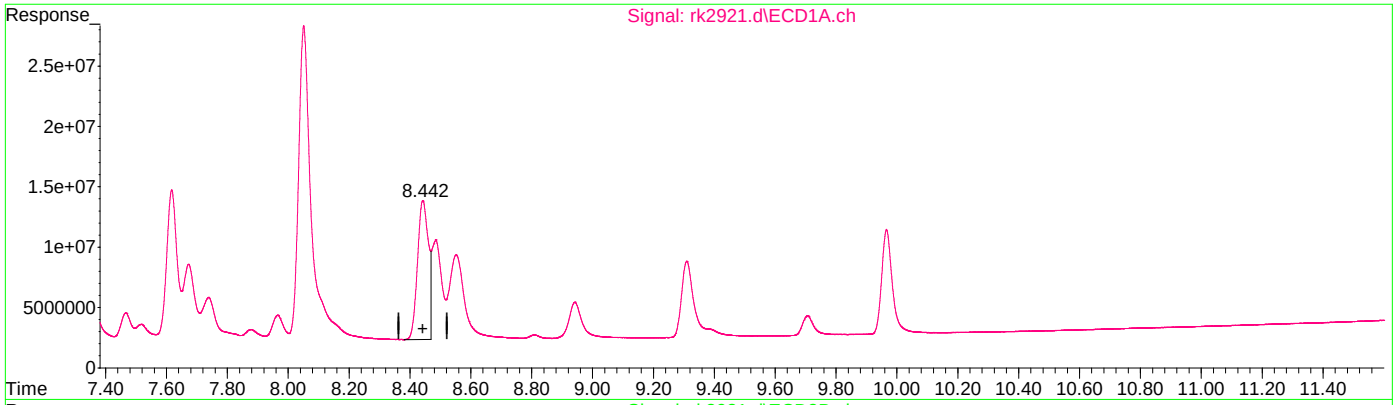

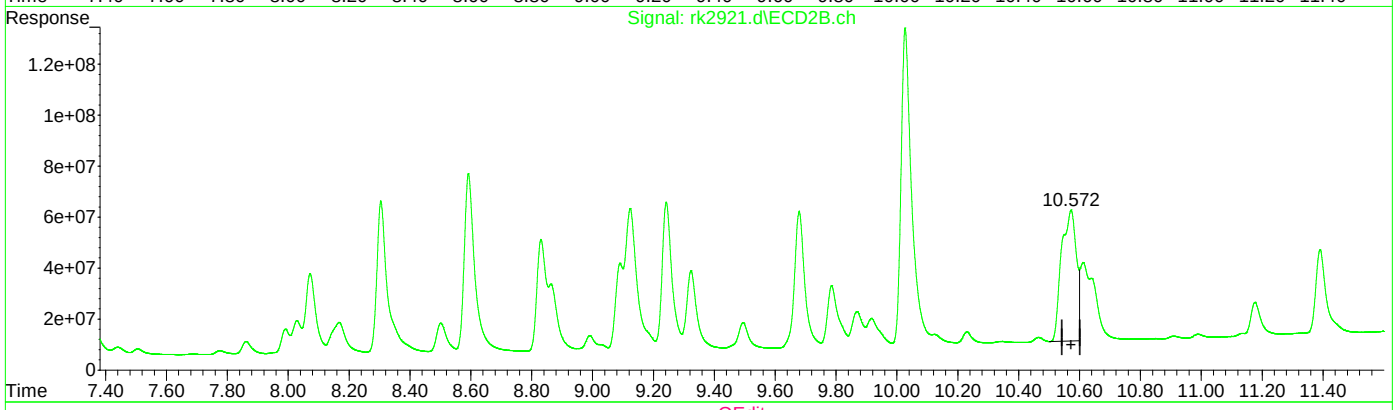

QEdit

(40) AR1260-E

8.443min 167.724 PPB

response 287796154

(40) AR1260-E #2

10.572min 276.886 PPB

response 1734668771

(+) = Expected Retention Time

Quantitation Report (Qedit)

Data Path : C:\msdchem\1\data\chrisc2\rk79\
Data File : rk2921.d
Signal(s) : Signal #1: ECD1A.ch Signal #2: ECD2B.ch
Acq On : 20 Aug 2021 10:41 pm
Operator : rebeccak
Sample : cc50-500
Misc : op34974,grk79,15.0,,,10,1
ALS Vial : 58 Sample Multiplier: 1

Integration File signal 1: autoint1.e
Integration File signal 2: autoint2.e
Quant Time: Aug 22 21:36:32 2021
Quant Method : C:\MSDCHEM\1\METHODS\rkpcb50.m
Quant Title :
QLast Update : Sun Aug 22 21:31:57 2021
Response via : Initial Calibration
Integrator: ChemStation

Volume Inj. : 1ul
Signal #1 Phase : ZBCLP-1 Signal #2 Phase: ZBCLP-2
Signal #1 Info : 30m X 0.32mm(.32u Signal #2 Info : 30m X 0.32 mm (.25um)

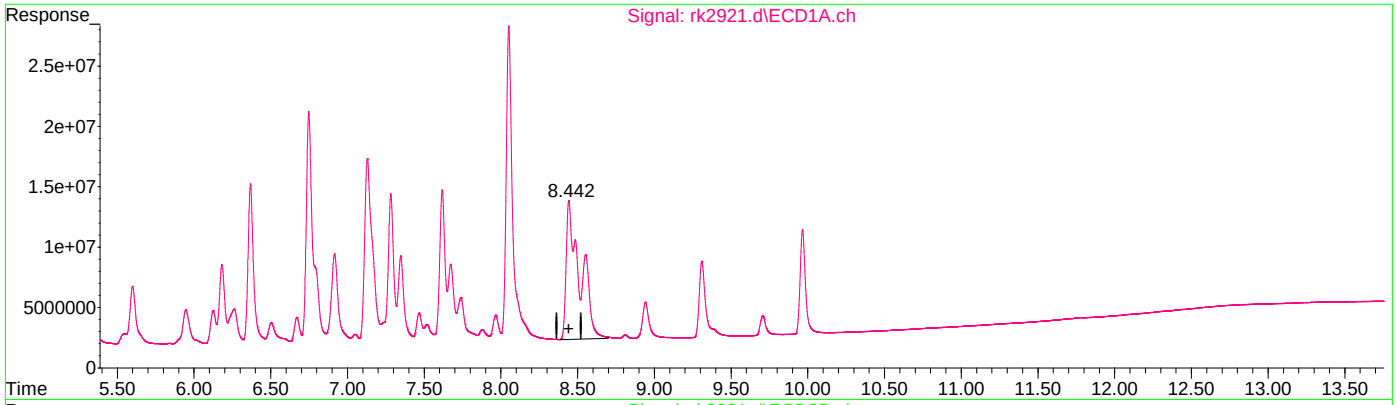

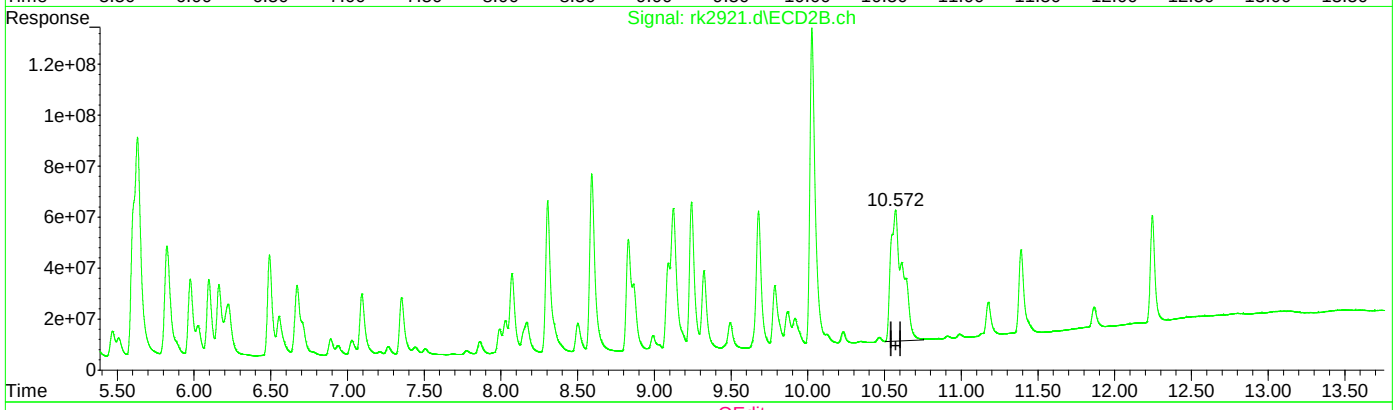

QEdit

(40) AR1260-E

8.442min 416.548 PPB m

response 714750510

(40) AR1260-E #2

10.572min 445.298 PPB m

response 2789754765

(+) = Expected Retention Time
rkpcb50.m Sun Aug 22 22:07:44 2021

Quantitation Report (Qedit)

Data Path : C:\msdchem\1\data\chrisc2\rk79\
Data File : rk2921.d
Signal(s) : Signal #1: ECD1A.ch Signal #2: ECD2B.ch
Acq On : 20 Aug 2021 10:41 pm
Operator : rebeccak
Sample : cc50-500
Misc : op34974,grk79,15.0,,,10,1
ALS Vial : 58 Sample Multiplier: 1

Integration File signal 1: autoint1.e
Integration File signal 2: autoint2.e
Quant Time: Aug 22 21:36:32 2021
Quant Method : C:\MSDCHEM\1\METHODS\rkpcb50.m
Quant Title :
QLast Update : Sun Aug 22 21:31:57 2021
Response via : Initial Calibration
Integrator: ChemStation

Volume Inj. : 1ul
Signal #1 Phase : ZBCLP-1 Signal #2 Phase: ZBCLP-2
Signal #1 Info : 30m X 0.32mm(.32u Signal #2 Info : 30m X 0.32 mm (.25um)

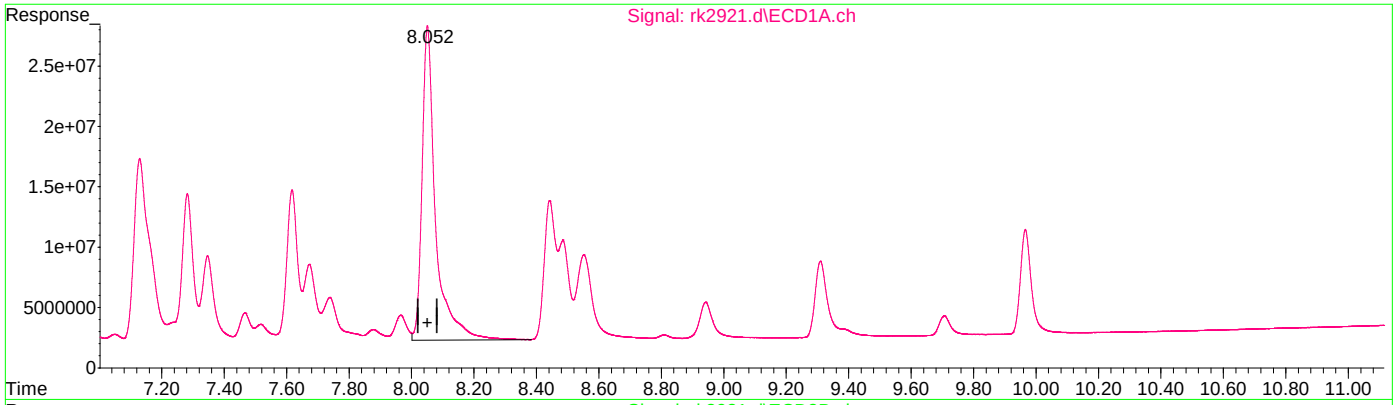

QEdit

(39) AR1260-D

8.051min 484.722 PPB

response 782152451

(39) AR1260-D #2

10.027min 470.930 PPB

response 3020582460

(+) = Expected Retention Time

Quantitation Report (Qedit)

Data Path : C:\msdchem\1\data\chrisc2\rk79\
Data File : rk2921.d
Signal(s) : Signal #1: ECD1A.ch Signal #2: ECD2B.ch
Acq On : 20 Aug 2021 10:41 pm
Operator : rebeccak
Sample : cc50-500
Misc : op34974,grk79,15.0,,,10,1
ALS Vial : 58 Sample Multiplier: 1

Integration File signal 1: autoint1.e
Integration File signal 2: autoint2.e
Quant Time: Aug 22 21:36:32 2021
Quant Method : C:\MSDCHEM\1\METHODS\rkpcb50.m
Quant Title :
QLast Update : Sun Aug 22 21:31:57 2021
Response via : Initial Calibration
Integrator: ChemStation

Volume Inj. : 1ul
Signal #1 Phase : ZBCLP-1 Signal #2 Phase: ZBCLP-2
Signal #1 Info : 30m X 0.32mm(.32u Signal #2 Info : 30m X 0.32 mm (.25um)

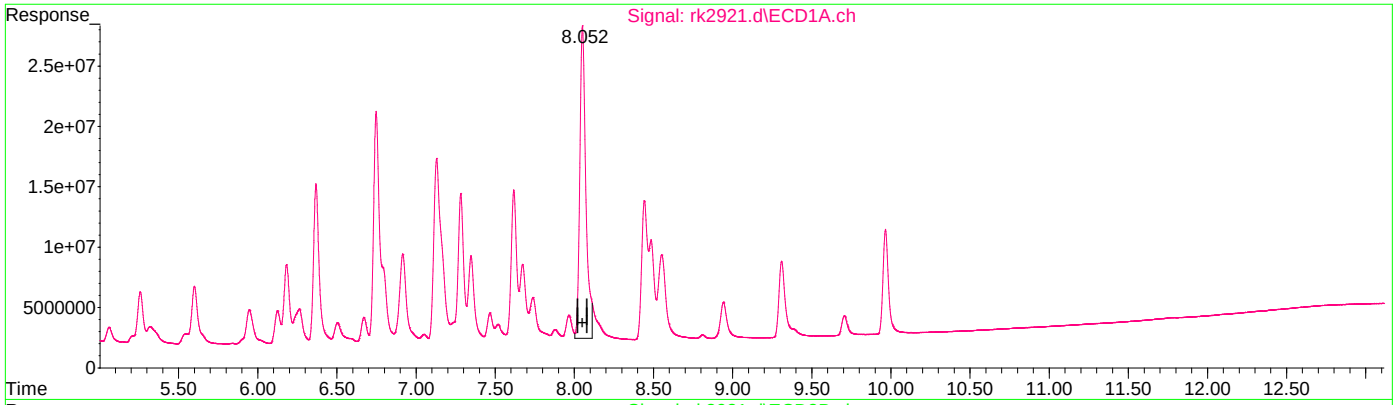

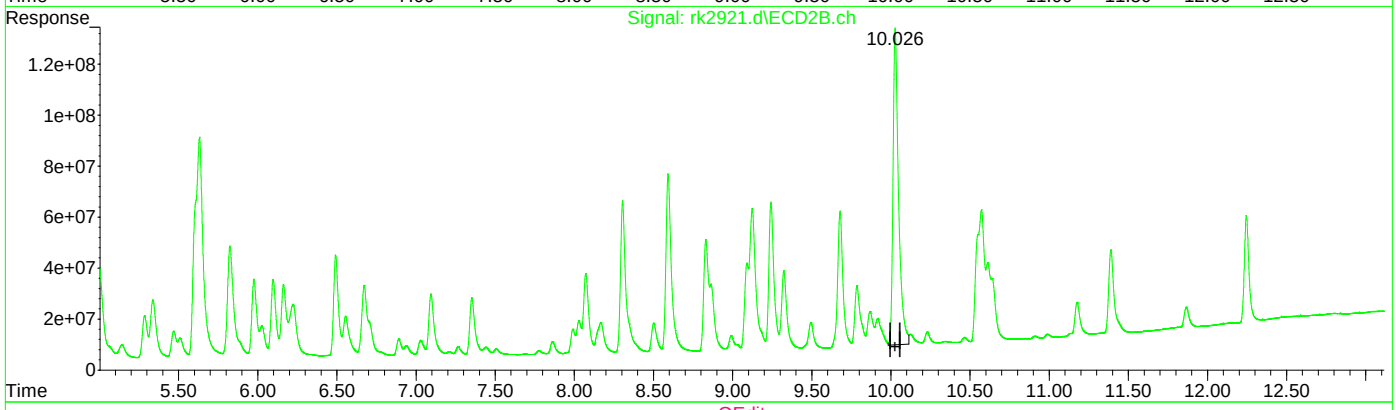

QEdit

(39) AR1260-D

8.052min 426.188 PPB m

response 687700510

(39) AR1260-D #2

10.027min 470.930 PPB

response 3020582460

(+) = Expected Retention Time
rkpcb50.m Sun Aug 22 22:08:14 2021

Quantitation Report (Qedit)

Data Path : C:\msdchem\1\data\chrisc2\rk79\
Data File : rk2921.d
Signal(s) : Signal #1: ECD1A.ch Signal #2: ECD2B.ch
Acq On : 20 Aug 2021 10:41 pm
Operator : rebeccak
Sample : cc50-500
Misc : op34974,grk79,15.0,,,10,1
ALS Vial : 58 Sample Multiplier: 1

Integration File signal 1: autoint1.e
Integration File signal 2: autoint2.e
Quant Time: Aug 22 21:36:32 2021
Quant Method : C:\MSDCHEM\1\METHODS\rkpcb50.m
Quant Title :
QLast Update : Sun Aug 22 21:31:57 2021
Response via : Initial Calibration
Integrator: ChemStation

Volume Inj. : 1ul
Signal #1 Phase : ZBCLP-1 Signal #2 Phase: ZBCLP-2
Signal #1 Info : 30m X 0.32mm(.32u Signal #2 Info : 30m X 0.32 mm (.25um)

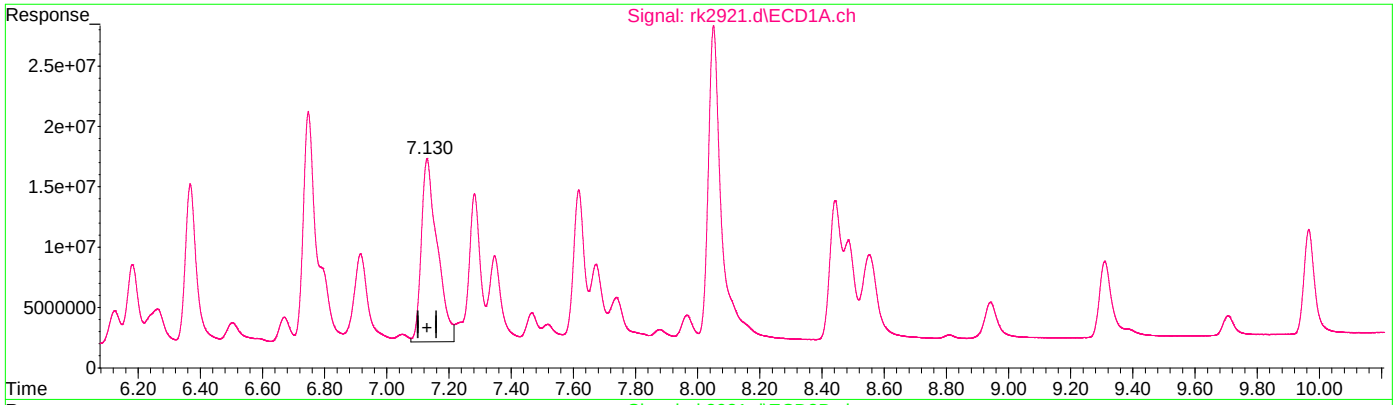

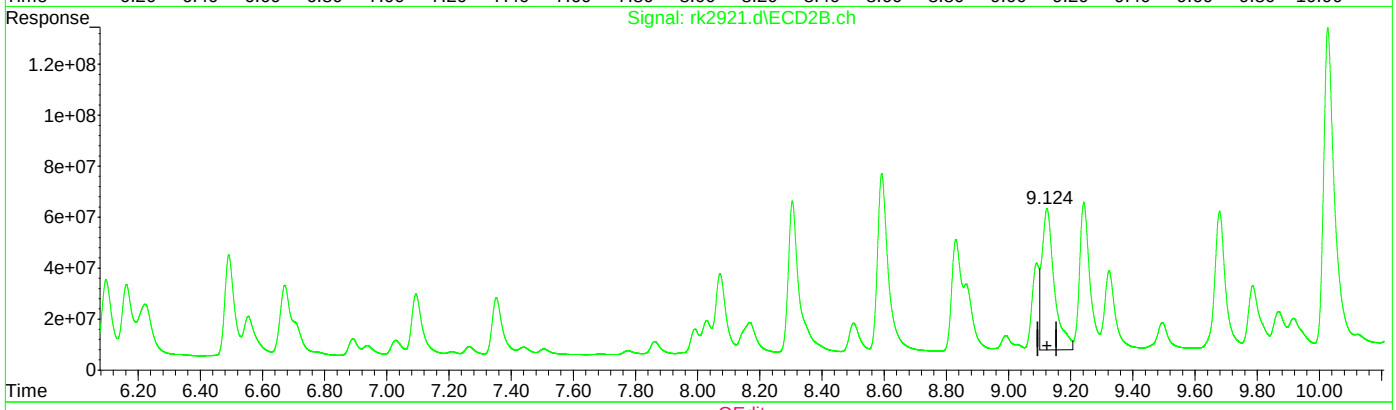

QEdit

(36) AR1260-A

7.130min 441.490 PPB

response 539295638

(36) AR1260-A #2

9.124min 347.629 PPB

response 1542723453

(+) = Expected Retention Time
rkpcb50.m Sun Aug 22 22:08:20 2021

Quantitation Report (Qedit)

Data Path : C:\msdchem\1\data\chrisc2\rk79\
Data File : rk2921.d
Signal(s) : Signal #1: ECD1A.ch Signal #2: ECD2B.ch
Acq On : 20 Aug 2021 10:41 pm
Operator : rebeccak
Sample : cc50-500
Misc : op34974,grk79,15.0,,,10,1
ALS Vial : 58 Sample Multiplier: 1

Integration File signal 1: autoint1.e
Integration File signal 2: autoint2.e
Quant Time: Aug 22 21:36:32 2021
Quant Method : C:\MSDCHEM\1\METHODS\rkpcb50.m
Quant Title :
QLast Update : Sun Aug 22 21:31:57 2021
Response via : Initial Calibration
Integrator: ChemStation

Volume Inj. : 1ul
Signal #1 Phase : ZBCLP-1 Signal #2 Phase: ZBCLP-2
Signal #1 Info : 30m X 0.32mm(.32u Signal #2 Info : 30m X 0.32 mm (.25um)

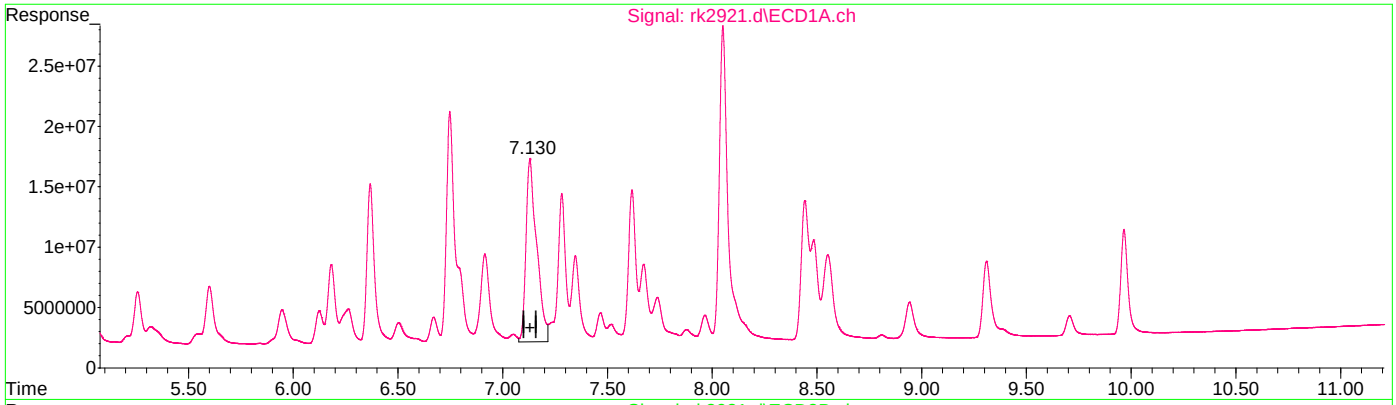

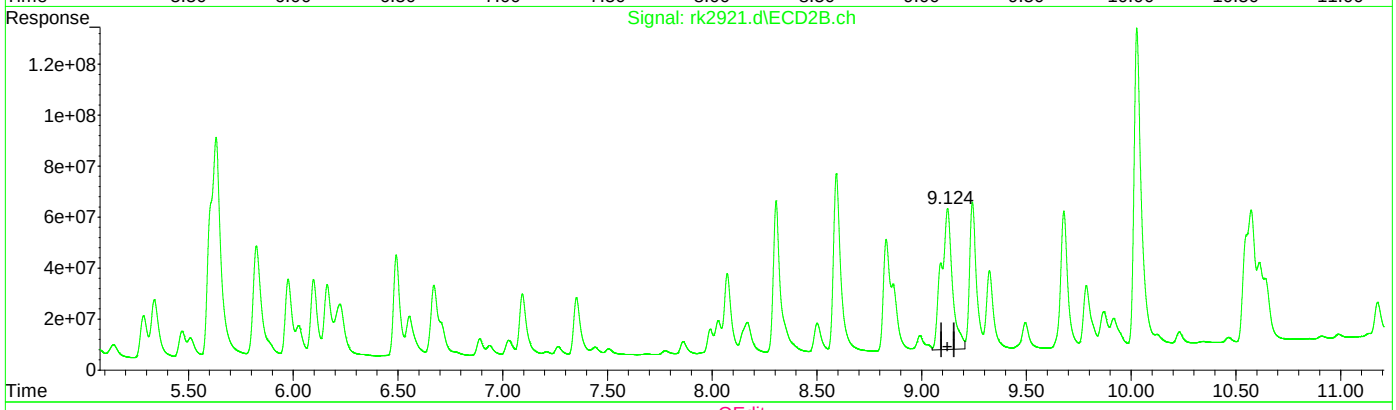

QEdit

(36) AR1260-A

7.130min 441.490 PPB

response 539295638

(36) AR1260-A #2

9.124min 465.394 PPB m

response 2065347846

(+) = Expected Retention Time

Manual Integrations APPROVED (compounds with "m" flag)
Gwendolyn Burns 08/23/21 09:35

Quantitation Report (QT Reviewed)

Data Path : C:\msdchem\1\data\chrisc2\rk79\
Data File : rk2932.d
Signal(s) : Signal #1: ECD1A.ch Signal #2: ECD2B.ch
Acq On : 21 Aug 2021 1:43 am
Operator : rebeccak
Sample : cc50-1000
Misc : op34974,grk79,15.0,,,10,1
ALS Vial : 66 Sample Multiplier: 1

Integration File signal 1: autoint1.e
Integration File signal 2: autoint2.e
Quant Time: Aug 22 22:21:14 2021
Quant Method : C:\MSDCHEM\1\METHODS\rkpcb50.m
Quant Title :
QLast Update : Sun Aug 22 21:31:57 2021
Response via : Initial Calibration
Integrator: ChemStation

Volume Inj. : 1ul
Signal #1 Phase : ZBCLP-1 Signal #2 Phase: ZBCLP-2
Signal #1 Info : 30m X 0.32mm(.32u Signal #2 Info : 30m X 0.32 mm (.25um)

	Compound	RT#1	RT#2	Resp#1	Resp#2	ppb	ppb
	System Monitoring Compounds						
1) S	Tetrachlo...	2.798	3.739	667.5E6	3328.8E6	44.600	52.180
	Spiked Amount 40.000			Recovery	=	111.50%	130.45%
51) S	Decachlor...	9.965	12.245	450.2E6	1843.2E6	31.271	37.108
	Spiked Amount 40.000			Recovery	=	78.18%	92.77%
	Target Compounds						
31)	AR1016-A	3.167	4.415	316.2E6	1409.7E6	1083.345	1169.983
32)	AR1016-B	3.561	4.986	588.4E6	3137.8E6	1061.027	1158.384
33)	AR1016-C	4.105	5.632	1363.6E6	6847.4E6	1061.313	1142.562
34)	AR1016-D	4.269	5.824	512.0E6	2714.5E6	1058.929	1153.521
35)	AR1016-E	4.773	6.492	527.8E6	1815.5E6	1043.695	1127.590
36)	AR1260-A	7.128	9.124	1180.8E6	4690.1E6	966.657	1056.844m
37)	AR1260-B	7.281	9.242	687.4E6	2845.0E6	996.786	1075.439
38)	AR1260-C	7.616	9.678	666.4E6	2765.7E6	911.817	1032.965
39)	AR1260-D	8.050	10.025	1491.8E6	6728.8E6	924.504m	1049.068
40)	AR1260-E	8.440	10.572	1517.3E6	6302.1E6	884.235m	1005.935m

(f)=RT Delta > 1/2 Window (#)=Amounts differ by > 25% (m)=manual int.

11.6.52 11

Quantitation Report (QT Reviewed)

Data Path : C:\msdchem\1\data\chrisc2\rk79\
Data File : rk2932.d
Signal(s) : Signal #1: ECD1A.ch Signal #2: ECD2B.ch
Acq On : 21 Aug 2021 1:43 am
Operator : rebeccak
Sample : cc50-1000
Misc : op34974,grk79,15.0,,,10,1
ALS Vial : 66 Sample Multiplier: 1

Integration File signal 1: autoint1.e
Integration File signal 2: autoint2.e
Quant Time: Aug 22 22:21:14 2021
Quant Method : C:\MSDCHEM\1\METHODS\rkpcb50.m
Quant Title :
QLast Update : Sun Aug 22 21:31:57 2021
Response via : Initial Calibration
Integrator: ChemStation

Volume Inj. : 1ul
Signal #1 Phase : ZBCLP-1 Signal #2 Phase: ZBCLP-2
Signal #1 Info : 30m X 0.32mm(.32u Signal #2 Info : 30m X 0.32 mm (.25um)

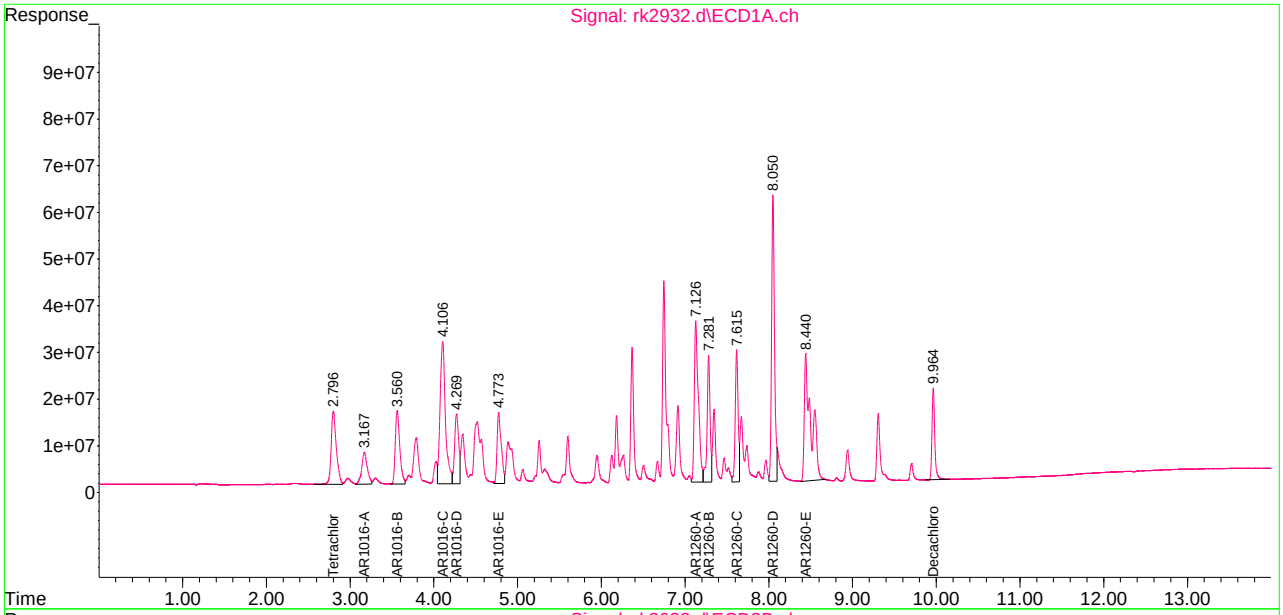

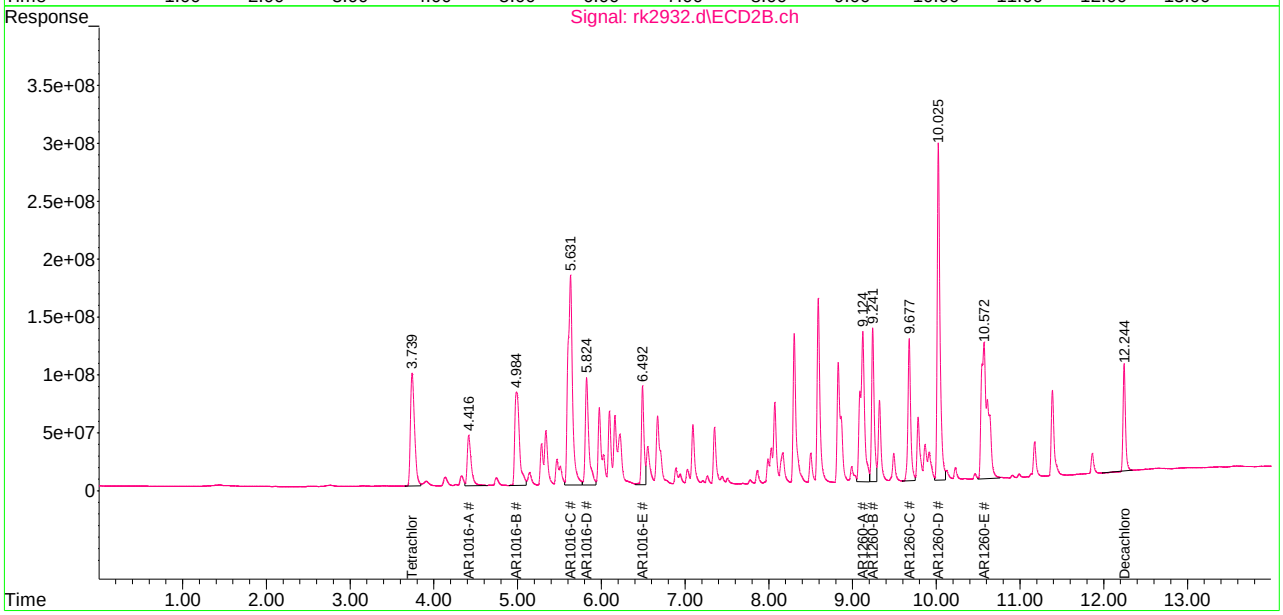

Manual Integration Approval Summary

Sample Number: GRK79-CC50
Lab FileID: RK2932.D
Injection Time: 08/21/21 01:43
Method: SW846 8082A
Analyst approved: 08/22/21 23:33 Christopher Changho
Supervisor approved: 08/23/21 09:35 Gwendolyn Burns

Parameter	CAS	Sig#	R.T. (min.)	Reason
AR1260-D		1	8.05	Poorly defined baseline
AR1260-E		1	8.44	Poorly defined baseline
AR1260-A		2	9.12	Poorly defined baseline
AR1260-E		2	10.57	Poorly defined baseline

Quantitation Report (Qedit)

Data Path : C:\msdchem\1\data\chrisc2\rk79\
Data File : rk2932.d
Signal(s) : Signal #1: ECD1A.ch Signal #2: ECD2B.ch
Acq On : 21 Aug 2021 1:43 am
Operator : rebeccak
Sample : cc50-1000
Misc : op34974,grk79,15.0,,,10,1
ALS Vial : 66 Sample Multiplier: 1

Integration File signal 1: autoint1.e
Integration File signal 2: autoint2.e
Quant Time: Aug 22 21:40:28 2021
Quant Method : C:\MSDCHEM\1\METHODS\rkpcb50.m
Quant Title :
QLast Update : Sun Aug 22 21:31:57 2021
Response via : Initial Calibration
Integrator: ChemStation

Volume Inj. : 1ul
Signal #1 Phase : ZBCLP-1 Signal #2 Phase: ZBCLP-2
Signal #1 Info : 30m X 0.32mm(.32u Signal #2 Info : 30m X 0.32 mm (.25um)

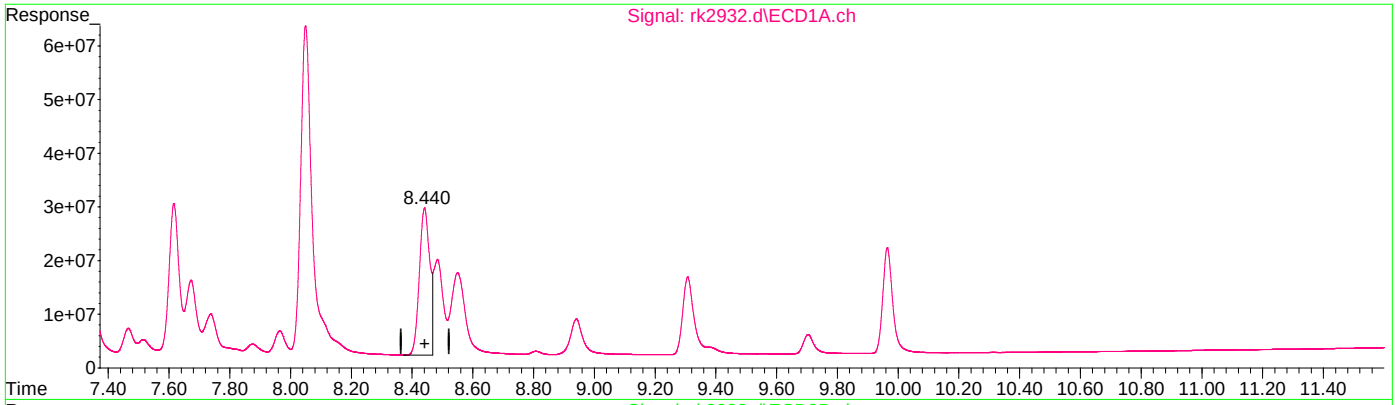

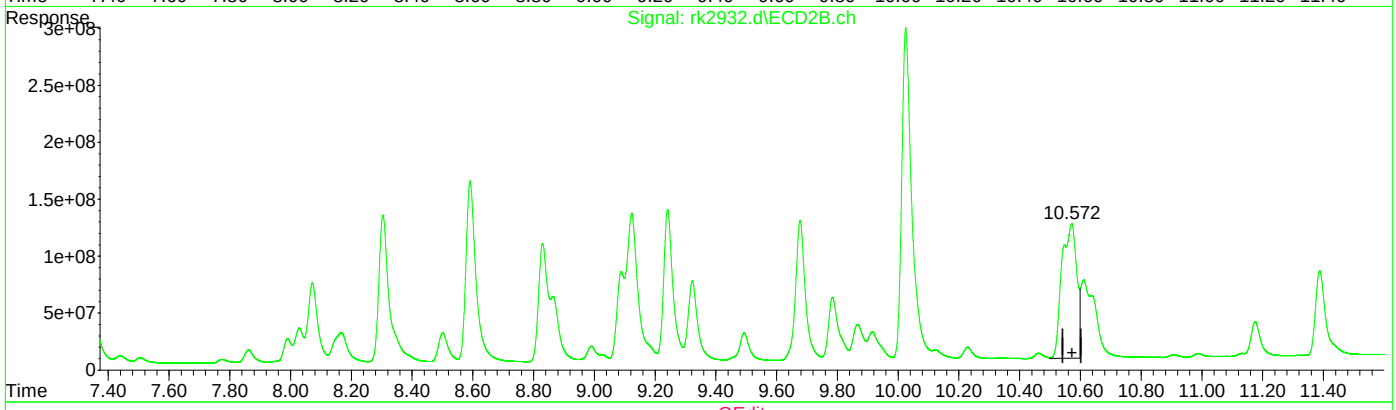

QEdit

(40) AR1260-E

8.441min 380.772 PPB

response 653363731

(40) AR1260-E #2

10.571min 638.474 PPB

response 3999991444

(+) = Expected Retention Time

Quantitation Report (Qedit)

Data Path : C:\msdchem\1\data\chrisc2\rk79\
Data File : rk2932.d
Signal(s) : Signal #1: ECD1A.ch Signal #2: ECD2B.ch
Acq On : 21 Aug 2021 1:43 am
Operator : rebeccak
Sample : cc50-1000
Misc : op34974,grk79,15.0,,,10,1
ALS Vial : 66 Sample Multiplier: 1

Integration File signal 1: autoint1.e
Integration File signal 2: autoint2.e
Quant Time: Aug 22 21:40:28 2021
Quant Method : C:\MSDCHEM\1\METHODS\rkpcb50.m
Quant Title :
QLast Update : Sun Aug 22 21:31:57 2021
Response via : Initial Calibration
Integrator: ChemStation

Volume Inj. : 1ul
Signal #1 Phase : ZBCLP-1 Signal #2 Phase: ZBCLP-2
Signal #1 Info : 30m X 0.32mm(.32u Signal #2 Info : 30m X 0.32 mm (.25um)

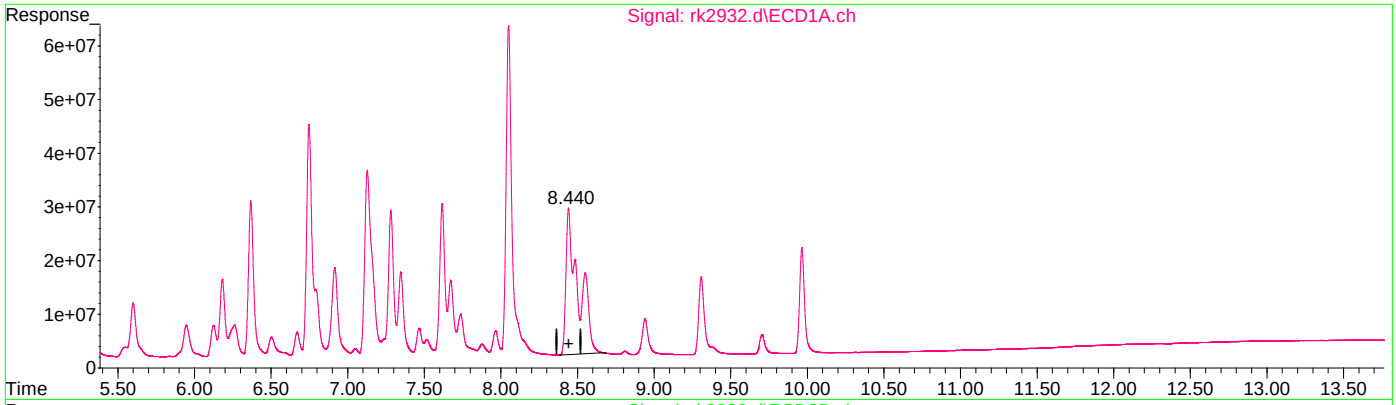

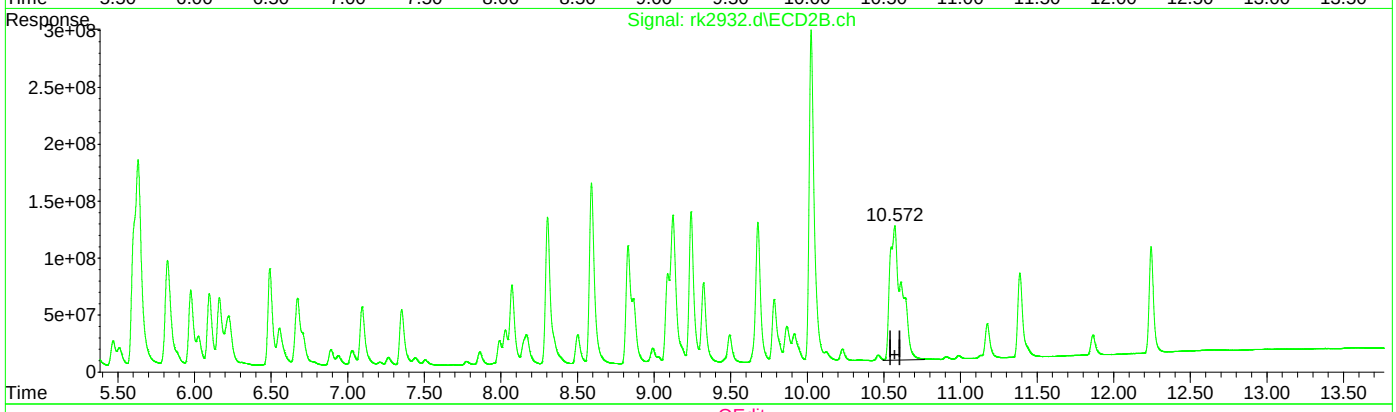

QEdit

(40) AR1260-E

8.440min 884.235 PPB m

response 1517251233

(40) AR1260-E #2

10.572min 1005.935 PPB m

response 6302105614

(+) = Expected Retention Time

Quantitation Report (Qedit)

Data Path : C:\msdchem\1\data\chrisc2\rk79\
Data File : rk2932.d
Signal(s) : Signal #1: ECD1A.ch Signal #2: ECD2B.ch
Acq On : 21 Aug 2021 1:43 am
Operator : rebeccak
Sample : cc50-1000
Misc : op34974,grk79,15.0,,,10,1
ALS Vial : 66 Sample Multiplier: 1

Integration File signal 1: autoint1.e
Integration File signal 2: autoint2.e
Quant Time: Aug 22 21:40:28 2021
Quant Method : C:\MSDCHEM\1\METHODS\rkpcb50.m
Quant Title :
QLast Update : Sun Aug 22 21:31:57 2021
Response via : Initial Calibration
Integrator: ChemStation

Volume Inj. : 1ul
Signal #1 Phase : ZBCLP-1 Signal #2 Phase: ZBCLP-2
Signal #1 Info : 30m X 0.32mm(.32u Signal #2 Info : 30m X 0.32 mm (.25um)

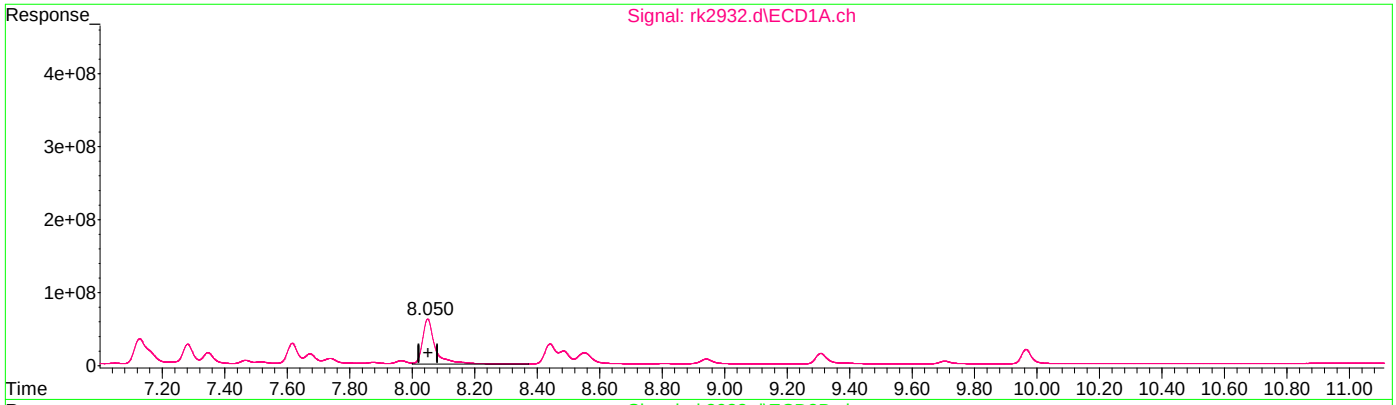

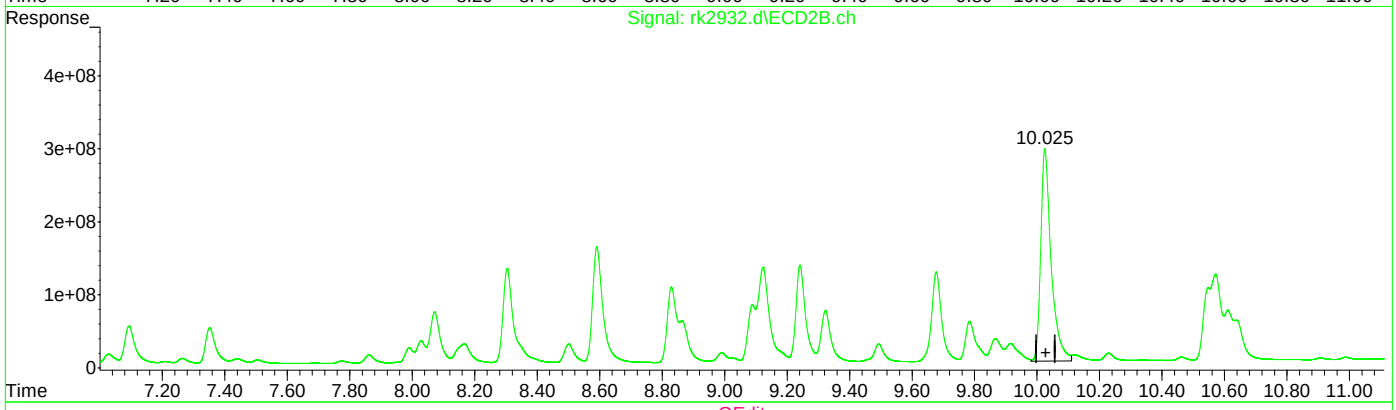

QEdit

(39) AR1260-D

8.050min 1064.066 PPB

response 1716987084

(39) AR1260-D #2

10.025min 1049.068 PPB

response 6728812020

(+) = Expected Retention Time

Quantitation Report (Qedit)

Data Path : C:\msdchem\1\data\chrisc2\rk79\
Data File : rk2932.d
Signal(s) : Signal #1: ECD1A.ch Signal #2: ECD2B.ch
Acq On : 21 Aug 2021 1:43 am
Operator : rebeccak
Sample : cc50-1000
Misc : op34974,grk79,15.0,,,10,1
ALS Vial : 66 Sample Multiplier: 1

Integration File signal 1: autoint1.e
Integration File signal 2: autoint2.e
Quant Time: Aug 22 21:40:28 2021
Quant Method : C:\MSDCHEM\1\METHODS\rkpcb50.m
Quant Title :
QLast Update : Sun Aug 22 21:31:57 2021
Response via : Initial Calibration
Integrator: ChemStation

Volume Inj. : 1ul
Signal #1 Phase : ZBCLP-1 Signal #2 Phase: ZBCLP-2
Signal #1 Info : 30m X 0.32mm(.32u Signal #2 Info : 30m X 0.32 mm (.25um)

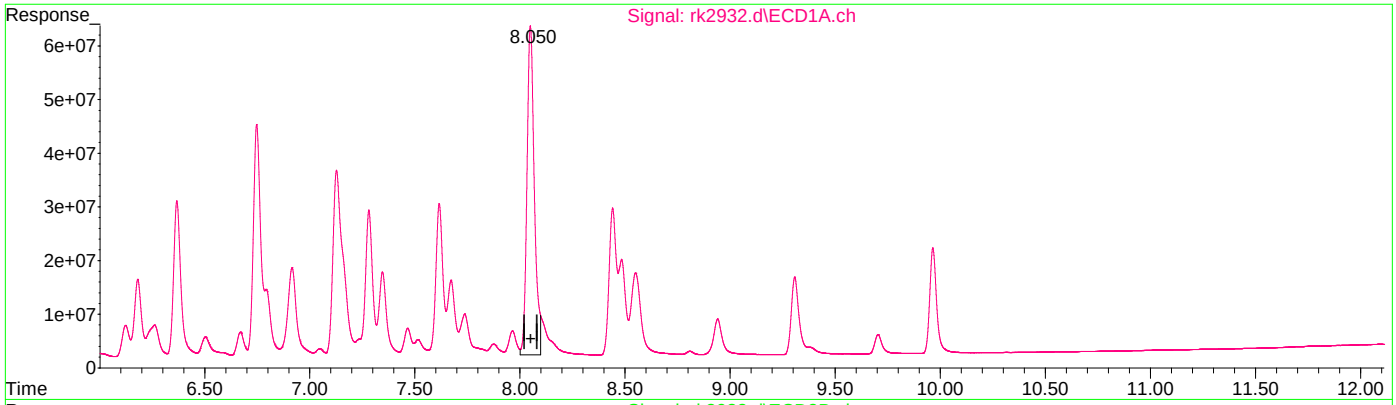

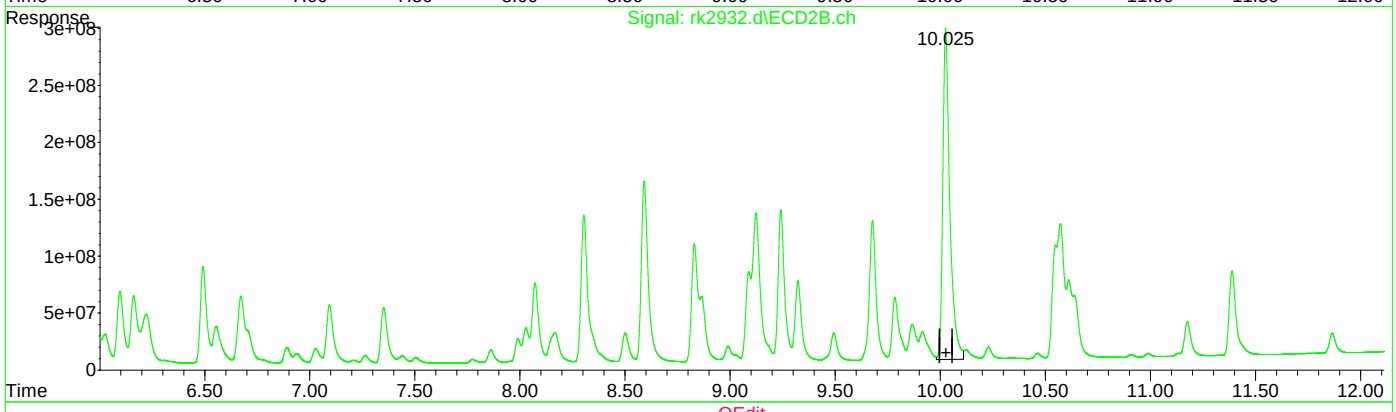

QEdit

(39) AR1260-D

8.050min 924.504 PPB m

response 1491788339

(39) AR1260-D #2

10.025min 1049.068 PPB

response 6728812020

(+) = Expected Retention Time

rkpcb50.m Sun Aug 22 22:20:52 2021 Page: 1

Quantitation Report (Qedit)

Data Path : C:\msdchem\1\data\chrisc2\rk79\
Data File : rk2932.d
Signal(s) : Signal #1: ECD1A.ch Signal #2: ECD2B.ch
Acq On : 21 Aug 2021 1:43 am
Operator : rebeccak
Sample : cc50-1000
Misc : op34974,grk79,15.0,,,10,1
ALS Vial : 66 Sample Multiplier: 1

Integration File signal 1: autoint1.e
Integration File signal 2: autoint2.e
Quant Time: Aug 22 21:40:28 2021
Quant Method : C:\MSDCHEM\1\METHODS\rkpcb50.m
Quant Title :
QLast Update : Sun Aug 22 21:31:57 2021
Response via : Initial Calibration
Integrator: ChemStation

Volume Inj. : 1ul
Signal #1 Phase : ZBCLP-1 Signal #2 Phase: ZBCLP-2
Signal #1 Info : 30m X 0.32mm(.32u Signal #2 Info : 30m X 0.32 mm (.25um)

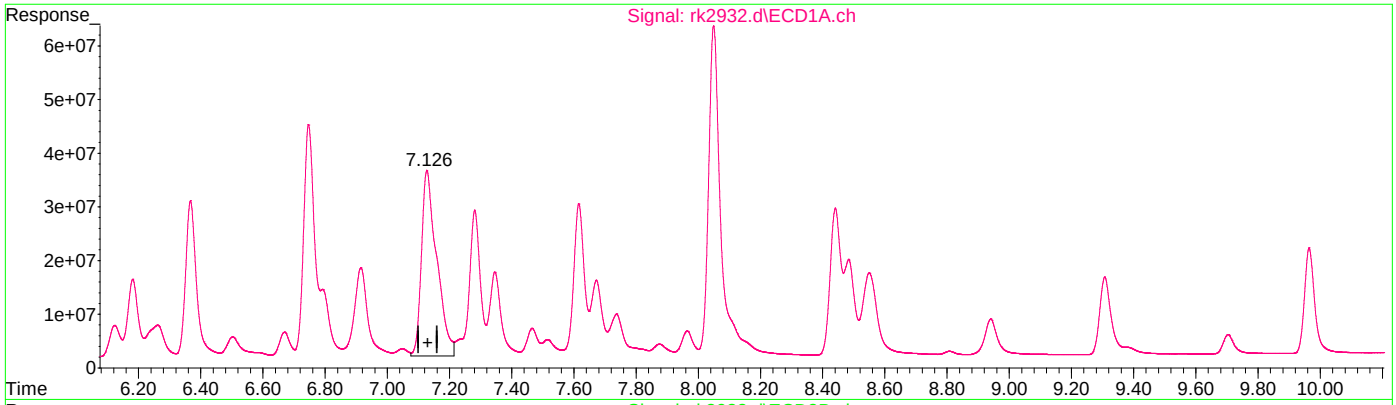

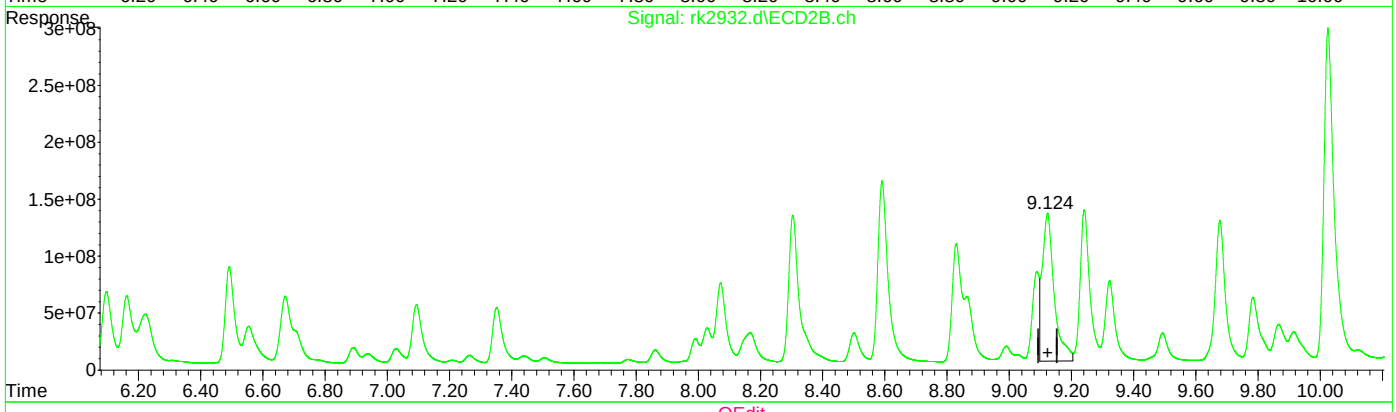

QEdit

(36) AR1260-A

7.128min 966.657 PPB

response 1180806195

(36) AR1260-A #2

9.123min 784.287 PPB

response 3480543997

(+) = Expected Retention Time
rkpcb50.m Sun Aug 22 22:20:55 2021

SEMIVOLATILE by GC ANALYSIS LOG

Batch ID: G6G2739

Print Analyst Name: CHRISTINE PHILLIPS

Analyst Signature: CAP

Date: 6/18/2021

Standard Data

Lot #	Description	Conc.
21-2783-73A	PEST MIX	1ppb
-73B	↓	2ppb
-73C		5ppb
-73D		10ppb
73E		75ppb
-73F		100ppb

Standard Data

Lot #	Description	Conc.
SV 21-2783-36	IB	20ppb
-44	PEST ISTD	5ppm
-72A	PEST MIX	25ppb
-72B	PEST MIX	50ppb
-76	PEM	50-250ppb
212274	HEXANE (FISHER)	---

Columns: ZBCLP I / ZBCLP II

Method 8081, 608

Initial Cal. Method 6PST2739

Injection Volume: 1.0 ml

Date Archived:

Manually integrated chromatographic peaks in the following reportable files have been reviewed and verified to comply with the criteria of Accutest SOP EQA044.

Supervisor Signature: [signature] Date: 7/2/21

R	Data File	Sample ID	Ext. Batch	Test	MTX	ALS #	Dilution	IS	SU	Status (Data)	Comments
	6G78514	ddt				1		/	/	OK	
	515	IB				2		/	/	OK	
	516	IC2739-1	PEST MIX	1ST SOURCE		3				NOT USABLE	BAD BASELINE
	516A	-1				3		/	/	OK	
	517	-2	↓	↓		4		/	/	OK	
	518	-5				5		/	/	OK	
	519	-10				6		/	/	OK	
	520	ICC 2739-25				7		/	/	OK	
	521	IC 2739-50				8		/	/	OK	
	522	-75				9		/	/	OK	
	523	-100				10		/	/	OK	
	524	-500	CHL			11		/	/	OK	SV 21-2783-77 @ 500ppb
	525	-500	TOX			12		/	/	OK	SV 21-2783-78 @ 500ppb
	526	ICV 2739-25	PEST MIX	2ND SOURCE		13	10	/	/	OK	SV 21-2783-102 @ 250ppb
	527	-500	CHL	↓		14		/	/	OK	SV 21-2783-87 @ 500ppb
	528	-500	TOX			15		/	/	OK	SV 21-2783-88 @ 500ppb
	529	-25	MIREX			16	10	/	/	OK	OP 212630-11 @ 250ppb
	530	-25	MALLICOR + HEXACHLORO BENZENE			17	10	/	/	OK	OP 212630-23 @ 250ppb

MTX = Matrix. ~~Designate W for water, S~~ for soil, O for oil.. IS = Internal Standard Area. (if used) SU = Surrogate.

Sample volume/weight refer to extraction log.

All strikeouts must be initialed, dated, and reason applied if not transcription error

Form: OR016-09

Rev. Date: 5/25/17

67

11.7.1

11

SEMIVOLATILE by GC ANALYSIS LOG

Batch ID: G6G2775

Print Analyst Name: CHRISTINE ALLEN-PS

Date: 8/22/21

Analyst Signature: CAP

Columns: ZB-CLPI / ZB-CLPII

Method SDB1

Initial Cal. Method 6PST2739

Injection Volume: 1.0 uL

Date Archived:

Standard Data

Lot #	Description	Conc.

Standard Data

	Lot #	Description	Conc.
CV	21-2733-44	PEST ISD	5ppm
	.76	PEM	50-250ppb
	.135	B	20ppb
SV	21-2735-02A	PEST MIX	25ppb
	.02B	PEST MIX	5ppb
	212713	HEXADECAFLUOROBIPHENYL	—

Manually integrated chromatographic peaks in the following reportable files have been reviewed and verified to comply with the criteria of Accutest SOP EQA044.

Supervisor Signature: Date: 08/23/21

R	Data File	Sample ID	Ext. Batch	Test	MTX	ALS #	Dilution	IS	SU	Status (Data)	Comments
	G6G79055	dbt				1				OK	
	056	cc2739.25				2				OK	
	057	IB				3				OK	
	058	OP34973MB1	34973	8081A(1)	S	41				OK	
	059	.BS1				42				OK	
	060	jd30019.1				43				OK	
	061	OP34973MS				44				OK	
	062	.MSD				45				OK	
	063	jd30019.2				46				OK	
	064	.3				47				OK	
	065	.4				48				OK	
	066	.5				49				OK	
	067	.6				50				OK	
	068	jd30039.1				51				OK	.2 (SX RUD)
	069	jd30040.1				52				OK	
	070	jd30035.1				53				OK	
	071	jd30117.1				54				OK	
	072	.2				55				OK	
	073	.2				56	5			OK	

MTX = Matrix. Designate W for water, S for soil, O for oil.. IS = Internal Standard Area. (If used) SU = Surrogate.
Sample volume/weight refer to extraction log.
All strikeouts must be initialed, dated, and reason applied if not transcription error

Form: OR016-09
Rev. Date: 5/25/17

161

SEMIVOLATILE by GC ANALYSIS LOG

Batch ID: G6G2776

Print Analyst Name: Taylor Cunningham

Date: 8/23/21

Analyst Signature: TC

Columns: 5624PI/5624PII

Method 8021

Initial Cal. Method G0512734

Injection Volume: 10 µL

Date Archived:

Standard Data

Lot #	Description	Conc.

Standard Data

Lot #	Description	Conc.
21-2785-44	PAT ISTD	5 ppm
"	PGM	50-50 ppb
-025	IB	20 ppb
21-2785-02A	Pest Mix	25 ppb
-02B	Pest Mix	50 ppb
212713	Hexane (China)	—

Manually integrated chromatographic peaks in the following reportable files have been reviewed and verified to comply with the criteria of Accutest SOP EQA044.

Supervisor Signature:

Date: 8/24/21

R	Data File	Sample ID	Ext. Batch	Test	MTX	ALS #	Dilution	IS	SU	Status (Data)	Comments
	G6274074	ICAL				1			/	OK	12:24 pm
	075	CC2734 - 5C				4			/	OK	mid-level check ↑ Mark
	076	IB				3				OK	
	077	JD30036-1	34473	8021	S	57	5	/	/	OK	
	078	JD24410 - 3A	35012	8021	W	58	5	/	/	OK	
	014	~~CP35012~~ CP35012-MB1	35012 ~~35012~~	8021	S	54				OK	
	080	-BS1				60				OK	
	081	JD30204-1				61		/	/	OK	
	082	CP35012-MS				62				OK	
	083	-MSD				63				OK	
	084	JD30204-2				64		/	/	OK	
	085	-3				65		/	/	OK	need TBA
	086	-4				66		/	/	OK	
	087	-5				67		/	/	OK	
	088	-6				68		/	↑	OK	
	089	-7				69		/	/	OK	
	090	-8				70		/	/	OK	need TBA RP 5x (RPD)
	091	-9				71		/	/	OK	
	092	-10				72		/	/	OK	

MTX = Matrix. Designate W for water, S for soil, O for oil. IS = Internal Standard Area. (if used) SU = Surrogate.
Sample volume/weight refer to extraction log.
All strikeouts must be initialed, dated, and reason applied if not transcription error

Form: OR016-09
Rev. Date: 5/25/17

163

11.7.3 11

SEMIVOLATILE by GC ANALYSIS LOG

Batch ID: G6G2776

Print Analyst Name: Taylor Cavanaugh

Date: 8/23/21

Analyst Signature: TC

Standard Data

Lot #	Description	Conc.

Standard Data

Lot #	Description	Conc.
	See pg 163	

Columns: ZBCLPI / ZBCLPII

Method 8081

Initial Cal. Method G6PST2739

Injection Volume: 1.0 µl

Date Archived:

Manually integrated chromatographic peaks in the following reportable files have been reviewed and verified to comply with the criteria of Accutest SOP EQA044.

Supervisor Signature: [signature]

Date: 8/24/21

R	Data File	Sample ID	Ext. Batch	Test	MTX	ALS #	Dilution	IS	SU	Status (Data)	Comments
	G6G79043	JD30211-1	35012	TCL 8001	S	73		✓	✓	ok	NULL TBA RR 5x (RPD)
	044	-2				74		✓	✓	ok	RR 5x
	045	-3				75				not using	NULL TBA
	046/047	hexane				100				ok	
	048	CL2739-25				2			✓	ok	
	049	IB				3				ok	
	100	JD30211-4	35012	TCL 8001	S	76		✓	✓	ok	RR 5x (RPD)
	101	-5				77		✓	✓	ok	RR 5x (RPD)
	102	-6				78		✓	✓	ok	RR 10x
	103	-7				79		✓	↑	ok	RR 10x

MTX = Matrix. Designate W for water, S for soil, O for oil.. IS = Internal Standard Area. (If used) SU = Surrogate.
Sample volume/weight refer to extraction log.
All strikeouts must be initialed, dated, and reason applied if not transcription error

Form: OR016-09
Rev. Date: 5/25/17

165

11.7.3 11

SGS

SEMIVOLATILE by GC ANALYSIS LOG

Batch ID: G8G1645

Print Analyst Name: CHRISTOPHER PHILLIPS

Date: 7/13/2021

Analyst Signature: CLP

Standard Data

Lot #	Description	Conc.
21-2783-73A	PEST MIX	1ppb
73B	↓	2ppb
73C		5ppb
73D		10ppb
73E		75ppb
73F		100ppb

Standard Data

Lot #	Description	Conc.
SV 21-2783-36	IB	20ppb
.44	PEST ISTD	5ppm
.72A	PEST MIX	25ppb
.72B	PEST MIX	50ppb
.76	PEM	50-250ppb
206-365	HEXANE (FISHER)	—

Columns: 2BUPI / 2BUPII

Method 8081, 608

Initial Cal. Method SPST 1645

Injection Volume: 1.0 ml

Date Archived:

Manually integrated chromatographic peaks in the following reportable files have been reviewed and verified to comply with the criteria of Accutest SOP EQA044.

Supervisor Signature: [signature] Date: 07/14/21

R	Data File	Sample ID	Ext. Batch	Test	MTX	ALS #	Dilution	IS	SU	Status (Data)	Comments
	8G39311	ddt				1			/	OK	
	312	IB				2			/	OK	
	313	IC1645.1	PEST MIX	1ST SOURCE		3			/	OK	
	314	.2	↓	↓		4			/	OK	
	315	.5				5			/	OK	
	316	.10				6			/	OK	
	317	ICC1645.25				7			/	OK	
	318	IC1645.50				8			/	OK	
	319	.75				9			/	OK	
	320	.100				10			/	OK	
	321	.500	CHL			11			/	OK	SV 21-2783-77 @ 500ppb
	322	.500	TOX	↓		12			/	OK	SV 21-2783-78 @ 500ppb
	323	KV1645.25	PEST MIX	2ND SOURCE		13	10		/	OK	SV 21-2783-102 @ 250ppb
	324	.500	CHL			14			/	OK	SV 21-2783-87 @ 500ppb
	325	.500	TOX			15			/	OK	SV 21-2783-88 @ 500ppb
	326	25	MIREX			16	10		↑	NG	OP212630-11 @ 250ppb
	327	.25	ALACHLOR + HEXACHLORO BENZENE			17	10		↑	OK/NG	alachlor ↑ OP212630-72 @ 250ppb
											RK 07/14/21

MTX = Matrix. Designate W for water, S for soil, O for oil. IS = Internal Standard Area. (If used) SU = Surrogate.
Sample volume/weight refer to extraction log.
All strikeouts must be initialed, dated, and reason applied if not transcription error

169

Form: OR016-09
Rev. Date: 5/25/17

11.7.4

11

SGS

SEMIVOLATILE by GC ANALYSIS LOG

Batch ID: G8G1696

Print Analyst Name: CHRISTINE PHILLIPS

Date: 8/22/21

Analyst Signature: CLP

Standard Data

Lot #	Description	Conc.

Standard Data

Lot #	Description	Conc.
SV 21-2783-44	PEST ISTD	5ppm
.76	PEM	50-250ppb
.135	IB	20ppb
SV 21-2385-02A	PEST MIX	25ppb
02B	PEST MIX	50ppb
212713	HEXANE (FISHER)	—

Columns: 2BGPI / 2BGPII

Method 8081

Initial Cal. Method 8PST1645

Injection Volume: 1.0ml

Date Archived:

Manually integrated chromatographic peaks in the following reportable files have been reviewed and verified to comply with the criteria of Accutest SOP EQA044.

Supervisor Signature: [signature] Date: 8/24/21

R	Data File	Sample ID	Ext. Batch	Test	MTX	ALS #	Dilution	IS	SU	Status (Data)	Comments
	8G40137	ddt				1			/	OK	
	138	CC1645.25				2			/	OK	DCBA 2nd
	139	IB				3			/	OK	
	140	OP34989.MB1	34989	RVE 8081tc1	W	28		/	/	OK	
	141	.BS1				29		/	/	OK	
	142	.BSD				30		/	/	OK	
	143	jd29985.25				31		/	/	OK	
	144	jd30228.8				32		/	/	OK	
	145	jd30209.11				33		/	/	OK	
	146	OP34973.MB1	34973	8081tc1	S	34		/	/	OK	
	147	jd30038.1				35		/	/	OK	
	148	.2				36		/	/	OK	
	149	.3				37		/	/	OK	
	150	.4				38		/	/	OK	
	151	.5				39		/	/	OK	2R 5x(RPD)
	152	.6				40		/	/	OK	
	153	.7				41		/	/	OK	
	154	.8				42		/	/	OK	
	155	.9				43		/	/	OK	

MTX = Matrix. Designate W for water, S for soil, O for oil.. IS = Internal Standard Area. (if used) SU = Surrogate.
Sample volume/weight refer to extraction log.
All strikeouts must be initialed, dated, and reason applied if not transcription error

Form: QR016-09
Rev. Date: 5/25/17

107

11.7.5 11

SEMIVOLATILE by GC ANALYSIS LOG

Batch ID: G8G1696

Print Analyst Name: CHRISTOPHER PHILLIPS

Date: 3/23/21

Analyst Signature: CAP

Columns: ZB-CLP1 / ZB-CLP2

Method 8081

Initial Cal. Method 8PST11645

Injection Volume: 1.0uL

Date Archived:

Standard Data

Lot #	Description	Conc.

Standard Data

Lot #	Description	Conc.
SV 21-2353-01	PEST ISTD	5ppm
-76	PCM	50-250ppb
-135	IB	20ppb
SV 21-2365-02A	PEST MIX	25ppb
-026	PEST MIX	50ppb
202713	[illegible]	—

Manually integrated chromatographic peaks in the following reportable files have been reviewed and verified to comply with the criteria of Accutest SOP EQA044.

Supervisor Signature: [signature]

Date: 8/24/21

R	Data File	Sample ID	Ext. Batch	Test	MTX	ALS #	Dilution	IS	SU	Status (Data)	Comments
	G640156	jd30038-3	34973	8081ECL	S	44	5	✓	✓	OK	
	157	-4				45	5	✓	✓	OK	
	158	-5				46	5				
	159	cc1645-50				4					
	160	IB				3			✓	OK	
	161	jd30038-6	34973	8081ECL	S	47	5				

[signature] 08/23/21

MTX = Matrix . Designate W for water, S for soil, O for oil,. IS = Internal Standard Area. (if used) SU = Surrogate.
Sample volume/weight refer to extraction log.
All strikeouts must be initialed, dated, and reason applied if not transcription error

109

Form: OR016-09
Rev. Date: 5/25/17

SEMIVOLATILE by GC ANALYSIS LOG

Batch ID: GRK50

Print Analyst Name: Kristi Shellenberger

Analyst Signature:

Date: 7-23-21

Columns: RTX-1701 / RTX-1

Method: 8082A

Initial Cal. Method: RK PCB 50

Injection Volume: 1.0 µL

Date Archived:

Standard Data

Lot #	Description	Conc.
SQ21-2363-1	AR1016/1260	250ppm
-100A	AR1221/1254	1000ppb
-100B	AR1232/1262	1000ppb
-100C	AR1242/1268	1000ppb
-100D	AR1248	1000ppb

Standard Data

Lot #	Description	Conc.
SQ21-2363-1	AR1221/1254 25%	1000ppb
-100E	AR1016/1260 25%	1000ppb
-100B	AR1232/1262 25%	1000ppb
-100C	AR1242/1268 25%	1000ppb
-100D	AR1248 25%	1000ppb
210325	Hexane-Ester	—

Manually integrated chromatographic peaks in the following reportable files have been reviewed and verified to comply with the criteria of Accutest SOP EQA044.

Supervisor Signature: [signature] Date: 8/2/21

R	Data File	Sample ID	Ext. Batch	Test	MTX	ALS #	Dilution	IS	SU	Status (Data)	Comments
	RK1847	IB				1				dl	
	1848	ICS0-500	AR1221/1254			2				dl	
	1849	ICS0-1000	AR1232/1262			3				dl	
	1850	ICS0-1000	AR1242/1268			4				dl	
	1851	ICS0-1000	AR1248			5				dl	
	1852	ICS0-50	AR1016/1260			6				dl	
	1853	ICS0-250				7				dl	
	1854	ICS0-500				8				dl	
	1855	ICCS0700				9				dl	
	1856	ICS0-2000				10				dl	
	1857	ICS0-3000				11				dl	
	1858	ICVS0-1000	AR1221/1254 AR1016/1260			12				dl	
	1859	ICVS0-1000	1221/1254 AR1016/1260			13				dl	
	1860	ICVS0-1000	AR1232/1262			14				dl	
	1861	ICVS0-1000	AR1242/1268			15				dl	
	1862	ICVS0-1000	AR1248			16				dl	
	1863	Pest Mix				17				dl	

MTX = Matrix, Designate W for water, S for soil, O for oil. IS = Internal Standard Area. (if used) SU = Surrogate.
Sample volume/weight refer to extraction log.
All strikeouts must be initialed, dated, and reason applied if not transcription error

Form: OR016-09
Rev. Date: 5/25/17

181

11.7.6 11

SEMIVOLATILE by GC ANALYSIS LOG

Batch ID: GRK 78

Print Analyst Name: CHRISTINE PHILLIPS

Analyst Signature: CAP

Date: 8/20/21

Standard Data

Lot #	Description	Conc.

Standard Data

Lot #	Description	Conc.
SV121-2783-1342	AR1016/1260	500ppb
1348	AR1016/1260	1000ppb
135	IB	10ppb
212713	HEXANE (FISHER)	—

Columns: 7BCLPI / 7BCLPII

Method 8082

Initial Cal. Method RK PCB5D

Injection Volume: 1.0ml

Date Archived:

Manually integrated chromatographic peaks in the following reportable files have been reviewed and verified to comply with the criteria of Accutest SOP EQA044.

Supervisor Signature: TL

Date: 8/23/21

R	Data File	Sample ID	Ext. Batch	Test	MTX	ALS #	Dilution	IS	SU	Status (Data)	Comments
	RK2872	OP34938-MB1	34938	8082	S	51			✓	ok	
	873	BS1				52			✓	ok	
	874	jd29946-21				53			✓	ok	
	875	OP34938-MS				54			✓	ok	
	876	MSD				55			✓	ok	
	877	jd29946-22				56			✓	ok	RR10X
	878	-23				57			✓	ok	Sequence stopped
	879/880	HEXANE				97				ok	sequence restarted 8:18am
	881	CC 50-500				58			✓	ok	
	882	IB				2				ok	
	883	jd29946-24	34938	8082	S	59			✓	ok	
	884	-25				60			✓	ok	
	885	-26				61			✓	ok	
	886	-27				62			✓	ok	
	887	-28				63			✓	ok	
	888	-29				64			✓	ok	
	889	-30				65			✓	ok	
	890/891	HEXANE				97				ok	
	892	CC 50-1000				66			✓	ok	

MTX = Matrix. Designate W for water, S for soil, O for oil.. IS = Internal Standard Area. (if used) SU = Surrogate.

Sample volume/weight refer to extraction log.

All strikeouts must be initialed, dated, and reason applied if not transcription error

Form: OR016-09

Rev. Date: 5/25/17

103

11.7.7

11

SGS

SEMIVOLATILE by GC ANALYSIS LOG

Batch ID: GRK78

Print Analyst Name: CHRISTINE PHILLIPS

Date: 8/20/21

Analyst Signature: CAP

Standard Data

Lot #	Description	Conc.

Standard Data

Lot #	Description	Conc.
SU 21-283-044	AR1016 1260	50ppb
1348	AR1016 1260	100ppb
135	IB	20ppb
212713	HEXANE (FISHER)	—

Columns: ZBCLP2 / ZBCLP1E

Method 8082

Initial Cal. Method RK PCB5D

Injection Volume: 1.0uL

Date Archived:

Manually integrated chromatographic peaks in the following reportable files have been reviewed and verified to comply with the criteria of Accutest SOP EQA044.

Supervisor Signature: [signature] Date: 8/23/21

R	Data File	Sample ID	Ext. Batch	Test	MTX	ALS #	Dilution	IS	SU	Status (Data)	Comments
	RK2893	IB				2				OK	
	894	d229946.31	34938	8082	S	67			/	OK	
	895	.32				68			/	OK	
	896	.33				69			/	OK	
	897	.34				70			/	OK	
	898	.35				71			/	OK	
	899	.36				72			/	OK	RR 10X
	900	.37				73			1	OK	RR 20X (matrix)
	901/902	HEXANE				97				OK	
	903	CC50.500				74			/	OK	
	904	IB				2				OK	
	905	d229946.38	34938	8082	S	75			/	OK	
	906	.39				76			/	OK	RR 20X (matrix)
	907	.40				77			/	OK	
	908/909	HEXANE				97				OK	
	910	CC50.1000				78			/	OK	
	911	IB				2				OK	
											RK 08/20/21

MTX = Matrix, Designate W for water, S for soil, O for oil. IS = Internal Standard Area. (if used) SU = Surrogate.

Sample volume/weight refer to extraction log.

All strikeouts must be initialed, dated, and reason applied if not transcription error

105

Form: OR016-09

Rev. Date: 5/25/17

11.7.7 11

SGS

SEMIVOLATILE by GC ANALYSIS LOG

Batch ID: GRK79

Print Analyst Name: Rebecca Krug

Date: 08/20/21

Analyst Signature: RK

Columns: ZB-CLPI / ZB-CLPII

Method 8082

Initial Cal. Method RKPCB50

Injection Volume: 1.0 µL

Date Archived:

Standard Data

Lot #	Description	Conc.

Standard Data

Lot #	Description	Conc.
SV 2-2935.03A	Ar1016/1260	500 ppb
.03B	↓	1000 ↓
SV 21-2783.13S	IB	20
212213	hexane (Fisher)	—

Manually integrated chromatographic peaks in the following reportable files have been reviewed and verified to comply with the criteria of Accutest SOP EQA044.

Supervisor Signature: [signature] Date: 8/23/21

R	Data File	Sample ID	Ext. Batch	Test	MTX	ALS #	Dilution	IS	SU	Status (Data)	Comments
	RK 2912	OP34974-MB1	34974	8082	S	51			✓	OK	
	913	OP34974-BS1				52			✓	OK	
	914	JD30019-1				53			✓	OK	
	915	-2				54			✓	OK	
	916	OP34974-MS				55			✓	OK	
	917	OP34974-MSD				56			✓	OK	
	918	JD30019-3				57			✓	OK	
	919/920	hexane				97	100µL/5mL			OK	
	921	cc 50-500				58			✓	OK	
	922	IB				2				OK	
	923	JD30019-4	34974	8082	S	59			✓	OK	
	924	-5				60			✓	OK	
	925	-6				61			✓	OK	
	926	JD30035-1				62			✓	OK	
	927	JD30038-1				63			✓	OK	
	928	-2				64			✓	OK	
	929	-3				65			✓	OK	
	930/931	hexane				97				OK	
	932	cc 50-1000				66			✓	OK	

MTX = Matrix, Designate W for water, S for soil, O for oil.. IS = Internal Standard Area. (if used) SU = Surrogate.

Sample volume/weight refer to extraction log.

All strikeouts must be initialed, dated, and reason applied if not transcription error

107

Form: QR016-09
Rev. Date: 5/25/17

SGS

SEMIVOLATILE by GC ANALYSIS LOG

Batch ID: GRK79

Print Analyst Name: Rebecca Kaag

Date: 08/20/21

Analyst Signature: RK

Standard Data

Lot #	Description	Conc.

Standard Data

Lot #	Description	Conc.
	see pg 107	

Columns: ZB-5ms I / ZB-5ms II

Method 8082

Initial Cal. Method RK8082A50

Injection Volume: 1.0 µL

Date Archived:

Manually integrated chromatographic peaks in the following reportable files have been reviewed and verified to comply with the criteria of Accutest SOP EQA044.

Supervisor Signature: RL Date: 8/23/21

R	Data File	Sample ID	Ext. Batch	Test	MTX	ALS #	Dilution	IS	SU	Status (Data)	Comments
	RK29033	IB				2				OK	
	934	JD30038-4	34974	8082	S	67			✓	OK	
	935	-5				68			✓	OK	
	936	-6				69			✓	OK	
	937	-7				70			✓	OK	
	938	-8				71			✓	OK	
	939	-9				72			✓	OK	
	940	JD30039-1				73			✓	OK	
	941/942	hexane				97				OK	
	943	CC50-5000				74			✓	OK	
	944	IB				2				OK	
	945	JD30054-1	34974	8082	S	75			✓	OK	
	946	JD29985-19	34926	8082	S	76	5x			not reqd	not reqd
	947	JD29946-37	34938	8082	S	77	20x		↑	OK	
	948	-39				78	20x		↑	OK	
	949/950	hexane				97				OK	
	951	CC50-1000				79			✓	OK	
	952	IB				2				OK	

RK 08/20/21

MTX = Matrix . Designate W for water, S for soil, O for oil,. IS = Internal Standard Area. (if used) SU = Surrogate.

Sample volume/weight refer to extraction log.

All strikeouts must be initialed, dated, and reason applied if not transcription error

109

Form: OR016-09

Rev. Date: 5/25/17

11.7.8 11

Prep Log OP34973 page 1 of 1

LOGBOOK ID:

Pest / PCB Extraction Log - Soils

Date Started: 8/20/21 Time Started: 10:05
Date Finished: 8/20/21 Time Finished: 16:00

Extract Method (CHECK OFF -N- /DO NOT CIRCLE):
Microwave SW3546 X Soxtec SW3550C
Waste Dilution SW3580A Soxhlet SW3540

BATCH # GC OP34973 RACK# Pest-3

Weighed by: CC
Extracted by: KM
Concentrated by: KM CC
Final Vol. Top-up: CC
Vialed by: KM, CC
Supervisor Review: KM 8-20-2021

Special Client Spike Instructions					
QC ID# for Special Spike	Amt to Spike	Spike ID	Lot #	Conc	Amt. Spiked

WITNESS SIGN: SPIKE SIGN:
Manager/Supervisor/Team Lead Approval:

Sample #	Analysis Type	Sample Description	Sample Wet Wt. (g) Oil (g) Liq (mL)	Decant Y	Decant N	Microwave ID	Sonicator ID	Final Extract Color	Final Extract Vol. (mL)	Florisil	Fortisil	Cu	KMnO4	GPC	Comments
MB1	Pest	sand	15.0			1	12	clear	10.0						
BS1		sand	15.0			1	12	clear	10.0						
JD30019-1 MS		clay	16.8			1	12	clear	10.0						
MSD		clay	15.9			1	12	clear	10.0						
BSD		sand	15.0			1	12	clear	10.0						
MS															
MSD															
1 JD30019-1	Pest	clay	15.7			1	12	clear	10.0						
2 -2		clay	16.6			1	12	Yellow	10.0						
3 -3		clay	16.5			1	12	clear	10.0						
4 -4		clay	15.9			1	12	clear	10.0						
5 -5		clay	15.9			1	12	clear	10.0						
6 -6		soil	15.0			1	12	clear	10.0						
7 JD30035-1		soil	16.1			1	12	lt. Yellow	10.0						
8 JD30038-1		soil	15.4			1	12	Yellow	10.0						
9 -2		soil	16.0			1	12	clear	10.0						
10 -3		soil	15.1			1	12	Yellow	10.0						
11 -4		soil	16.2			1	12	lt. Yellow	10.0						
12 -5		soil	15.7			1	12	Yellow	10.0						
13 -6		soil	15.3			1	12	clear	10.0						
14 -7		soil	15.8			1	12	Yellow	10.0						
15 -8		soil	16.8			1	12	clear	10.0						
16 -9		soil	15.4			1	12	clear	10.0						
17 JD30039-1		soil	15.1			1	12	Yellow	10.0						
18 JD30054-1		soil	16.3			2	12	lt. Yellow	10.0						
19 JD30117-1		soil	15.6			1	12	lt Yellow	10.0						
20 -2		soil	15.0			1	12	Yellow	10.0						

Comments: QC Samples (MS, MSD, LINK and/or DUP, Limit) Confirmed by:

Equipment/Range	ID	Observed Temp (°C)	Corrective Factor (°C)	Corrected Temp (°C)	Pressure/ Flowrate
Buchi (65-71°C)	1, 3	68	--	--	86
Buchi Chiller	B483	15	--	--	84
Waterbath (70-80°C)					
Waterbath Chiller (GPM)					
NEVAP (TURBO, LPM)					
Balance	848	NA	NA	NA	NA

SURROGATE	LOT #	CONC (ppb)	AMT (mL)
PCB	210G3088	400	1.0
PCB LL			

WITNESS SIGN: KM SPIKE SIGN: CC

MATRIX SPIKE	LOT #	CONC	AMT (mL)
PEST	210G3084	250	1.0
PEST LL			
PCB			
PCB LL			

WITNESS SIGN: KM SPIKE SIGN: CC

SOLVENT	LOT #	BRAND	AMT (mL)
2:1 HEXANE/ ACETONE	212274 / 210882	Fisher / Fisher	30.0
1:1 METH CHLOR/ ACETONE			
HEXANE			

REAGENT	LOT #	BAKE BATCH #	BRAND
HYDROMATRIX	GH876243	5681	CoMetal
SODIUM SULFATE	201878	3.5.21	Fisher
FILTER PAPER	17258389		Fisher
FLORISIL	EQB128822		Prepcp
1:1 SULFURIC ACID			
COPPER	186880-PA		Prepcp
PERMANG(KMnO4)			
HYDROXYLAM(NH)			

MATRIX	LOT #	BAKE BATCH #	BRAND
SAND 80g	180104A	5.10.21	Fisher

SPECIAL PROCESSING INSTRUCTIONS

Rx Reason:

Spiking:

Weights/Volumes:

Required MS/MSD:

Final Volume:

Other: HT: 8/30@9:20 Due: 8/23

SGS
Form: OP015A-09
Rev Date: 8/2/17

85

Prep Log OP34974 page 1 of 1

LOGBOOK ID:

Pest / PCB Extraction Log - Soils

Date Started: 8/20/21 Time Started: 10:25
Date Finished: 8/20/21 Time Finished: 16:00

Extract Method (CHECK OFF "✓" AND NOT CIRCLE):
Microwave SW3546 ✓ Soxtherm SW3550C _____
Waste Dilution SW3580A _____ Soxhlet SW3540 _____

BATCH # GCOP 34974	RACK# PCB-10
Weighed by:	CC
Extracted by:	WC
Concentrated by:	WC.CC
Final Vol. Top-up:	WC.CC
Visited by:	KM 3H
Supervisor Review:	KM 8-20-2021

Special Client Spike Instructions					
QC ID# for Special Spike	Amt to Spike	Spike ID	Lot #	Conc.	Amt. Spiked

WITNESS SIGN: SPIKE SIGN:
Manager/Supervisor/Team Lead Approval:

Equipment/ Range	ID	Observed Temp (°C)	Correction Factor (°C)	Corrected Temp (°C)	Pressure/ Flowrate
Bath (83-71°C)	1.3	68	-	-	ok
Bath Chiller	B.B3	13	-	-	ok
Waterbath (70-80°C)					
Waterbath Chiller (GPM)					
HEVAP (50-60°C, L/M)					
Balance	BHB	N/A	N/A	N/A	N/A

SURROGATE	LOT #	CONC (ppb)	AMT (mL)
PPCB	21263088	400	1.0
PPCB LL			
WITNESS SIGN: KM		SPIKE SIGN: CC	

MATRIX SPIKE	LOT #	CONC	AMT (mL)
PEST			
PEST LL			
PCB	21268045	80ppm	1.0
PCB LL			
WITNESS SIGN: KM		SPIKE SIGN: CC	

SOLVENT	LOT #	BRAND	AMT (mL)
2:1 HEXANE/ ACETONE	212274 / 210882	Fisher / Fisher	30.0
1:1 METH CHLOR/ ACETONE			
HEXANE	212274	Fisher	Var

REAGENT	LOT #	BAKE BATCH #	BRAND
HYDROMATRIX	6418716413	8-9-21	Agilent
SODIUM SULFATE	8011515	3-3-21	Fisher
FILTER PAPER	17858829		Fisher
FLORISIL			
1:1 SULFURIC ACID	41024G10		Pasco
COPPER	180230-BN		Research
PERMANG(KMnO4)			
HYDROXYLAMINE			

MATRIX	LOT #	BAKE BATCH #	BRAND
SAND	831120110A	4-1-BAKE	Fisher

	Sample #	Analysis Type	Sonic Bath #	Sample Description	Sample Wet Wt (g) Oil (g) Liq (mL)	Decant Y	Decant N	Microwave/ Sonicator ID	Final Extract Color	Final Extract Vol (mL)	Extract Cleanup H2SO4	Florisil	Cu	KMnO4	GPC	Comments
	MB1	PCB		Sand	15.0			12	Clear	100	-		✓			
	BS1			Sand	15.0			12	Clear	100	-		✓			
	JD30019-2 MS		1	Clay	16.4		✓	12	Brown	100	-		✓			
	MSD		1	Clay	16.9		✓	12	Brown	100	-		✓			
	BS 0			Sand	15.0			12	Clear	100	✓		✓			
	MS															
	MSD															
1	JD30019-1	PCB	1	Clay	15.7		✓	12	Clear	100	✓		✓			
2	-2		1	Clay	16.6		✓	12	Yellow	100	✓		✓			
3	-3		1	Clay	16.5		✓	12	Lt Yellow	100	✓		✓			
4	-4		1	Clay	15.9		✓	12	Clear	100	✓		✓			
5	-5		1	Clay	15.9		✓	12	Clear	100	✓		✓			
6	-6		1	Soil	18.0		✓	12	Clear	100	✓		✓			
7	JD30035-1		1	Soil	16.1		✓	12	Yellow	100	✓		✓			
8	JD30035-1		1	Soil	15.4		✓	12	Brown	100	✓		✓			
9	-2		1	Soil	16.0		✓	12	Clear	100	✓		✓			
10	-3		1	Soil	15.1		✓	12	Brown	100	✓		✓			
11	-4		1	Soil	16.2		✓	12	Yellow	100	✓		✓			
12	-5		1	Soil	15.7		✓	12	Yellow	100	✓		✓			
13	-6		1	Soil	15.5		✓	12	Yellow	100	✓		✓			
14	-7		1	Soil	15.8		✓	12	Yellow	100	✓		✓			
15	-8		1	Soil	16.8		✓	12	Clear	100	✓		✓			
16	-9		1	Soil	15.4		✓	12	Clear	100	✓		✓			
17	JD30039-1		1	Soil	15.1		✓	12	Yellow	100	✓		✓			
18	JD30054-1		2	Soil	15.5		✓	12	Brown	[illegible]	✓		✓			
19																
20																

Comments: QC Samples (MS, MSD, LINK and/or DUP, Link) Confirmed by:

SPECIAL PROCESSING INSTRUCTIONS
RL Reason:
Spiking:
Weights/Volumes:
Required MS/MSD:
Final Volume:
Other: Due: 8/23

SGS
Form: OP018A-09
Rev Date: 8/2/17

87

SGS 1294 of 1618 JD30019

Metals Analysis

QC Data Summaries

Includes the following where applicable:

- Instrument Runlogs
- Initial and Continuing Calibration Blanks
- Initial and Continuing Calibration Checks
- High and Low Check Standards
- Interfering Element Check Standards
- Method Blank Summaries
- Matrix Spike and Duplicate Summaries
- Blank Spike and Lab Control Sample Summaries
- Serial Dilution Summaries
- IDL and Linear Range Summaries

SGS Instrument Runlog
Inorganics Analyses

Login Number: JD30019
Account: SESINJPB - SESI Consulting Engineers
Project: Ossining Investigation, 136-140 Croton Avnue, Ossining, NY

File ID: H9081921S1.CSV Date Analyzed: 08/19/21 Methods: SW846 7471B
Analyst: LM Run ID: MA50998
Parameters: Hg

Time	Sample Description	Dilution Factor	PS Recov	Comments
10:24	MA50998-STD1	1		b=1.0570e-004,c=-4.2118e-002,rho=0.9999738
10:25	MA50998-STD2	1		STDB
10:27	MA50998-STD3	1		STDC
10:28	MA50998-STD4	1		STDD
10:30	MA50998-STD5	1		STDE
10:32	MA50998-STD6	1		STDF
10:46	ZZZZZZ	1		
10:49	MA50998-ICV1	1		
10:50	MA50998-ICB1	1		
10:52	MA50998-CCV1	1		
10:53	MA50998-CCB1	1		
10:55	MA50998-CRI1	1		
10:57	MP28157-B1	1		
10:58	MP28157-S1	1		
11:00	ZZZZZZ	1		
11:02	MA50998-CCV2	1		
11:04	MA50998-CCB2	1		
11:06	MP28157-MB1	1		
11:07	JD29985-13	1		(sample used for QC only; not part of login JD30019)
11:09	ZZZZZZ	1		
11:10	ZZZZZZ	1		
11:12	ZZZZZZ	1		
11:13	ZZZZZZ	1		
11:15	MA50998-CCV3	1		
11:16	MA50998-CCB3	1		
11:18	ZZZZZZ	1		
11:19	ZZZZZZ	1		
11:21	ZZZZZZ	1		
11:22	ZZZZZZ	1		
11:24	ZZZZZZ	1		
11:25	ZZZZZZ	1		
11:27	MA50998-CCV4	1		
11:28	MA50998-CCB4	1		

SGS Instrument Runlog
Inorganics Analyses

Login Number: JD30019
Account: SESINJPB - SESI Consulting Engineers
Project: Ossining Investigation, 136-140 Croton Avnue, Ossining, NY

File ID: H9081921S1.CSV Date Analyzed: 08/19/21 Methods: SW846 7471B
Analyst: LM Run ID: MA50998
Parameters: Hg

Time	Sample Description	Dilution Factor	PS Recov	Comments
11:30	ZZZZZZ	1		
11:31	ZZZZZZ	1		
11:33	ZZZZZZ	1		
11:34	ZZZZZZ	1		
11:36	ZZZZZZ	1		
11:37	ZZZZZZ	1		
11:39	MA50998-CCV5	1		
11:40	MA50998-CCB5	1		
11:42	ZZZZZZ	1		
11:43	ZZZZZZ	1		
11:45	MP28158-B1	1		
11:46	MP28158-S1	1		
11:48	MP28158-S2	1		
11:50	MA50998-CCV6	1		
11:52	MA50998-CCB6	1		
11:54	MP28158-MB1	1		
11:56	JD29999-3	1		(sample used for QC only; not part of login JD30019)
11:57	ZZZZZZ	1		
11:58	ZZZZZZ	1		
12:00	ZZZZZZ	1		
12:02	ZZZZZZ	1		
12:03	MA50998-CCV7	1		
12:05	MA50998-CCB7	1		
12:06	ZZZZZZ	1		
12:08	ZZZZZZ	1		
12:10	JD30019-1	1		
12:11	JD30019-2	1		
12:12	JD30019-3	1		
12:14	JD30019-4	1		
12:15	MA50998-CCV8	1		
12:17	MA50998-CCB8	1		
12:19	JD30019-5	1		
12:20	JD30019-6	1		

----------> Last reportable sample/prep for job JD30019

SGS Instrument Runlog
Inorganics Analyses

Login Number: JD30019
Account: SESINJPB - SESI Consulting Engineers
Project: Ossining Investigation, 136-140 Croton Avnue, Ossining, NY

File ID: H9081921S1.CSV Date Analyzed: 08/19/21 Methods: SW846 7471B
Analyst: LM Run ID: MA50998
Parameters: Hg

Time	Sample Description	Dilution Factor	PS Recov	Comments
12:22	ZZZZZZ	1		
12:23	ZZZZZZ	1		
12:24	ZZZZZZ	1		
12:26	ZZZZZZ	1		
12:28	MA50998-CCV9	1		
12:30	MA50998-CCB9	1		
---------->	Last reportable CCB for job JD30019			
12:32	ZZZZZZ	1		
12:33	ZZZZZZ	1		
12:35	ZZZZZZ	1		
12:37	MP28156-B1	1		
12:38	ZZZZZZ	1		
12:40	MP28156-S2	1		
12:42	MA50998-CCV10	1		
12:44	MA50998-CCB10	1		
12:46	MP28156-MB1	1		
12:47	JD29903-1	1		(sample used for QC only; not part of login JD30019)
12:49	ZZZZZZ	1		
12:50	ZZZZZZ	1		
12:51	ZZZZZZ	1		
12:53	ZZZZZZ	1		
12:54	MA50998-CCV11	1		
12:56	MA50998-CCB11	1		
12:58	ZZZZZZ	1		
12:59	ZZZZZZ	1		
13:00	ZZZZZZ	1		
13:02	ZZZZZZ	1		
13:03	ZZZZZZ	1		
13:05	ZZZZZZ	1		
13:06	MA50998-CCV12	1		
13:08	MA50998-CCB12	1		
13:09	ZZZZZZ	1		
13:11	ZZZZZZ	1		
13:12	ZZZZZZ	1		

SGS Instrument Runlog
Inorganics Analyses

Login Number: JD30019
Account: SESINJPB - SESI Consulting Engineers
Project: Ossining Investigation, 136-140 Croton Avnue, Ossining, NY

File ID: H9081921S1.CSV Date Analyzed: 08/19/21 Methods: SW846 7471B
Analyst: LM Run ID: MA50998
Parameters: Hg

Time	Sample Description	Dilution Factor	PS Recov	Comments
13:14	MP28157-S2	1		
13:15	MP28156-S1	1		
13:17	MA50998-CCV13	1		
13:19	MA50998-CCB13	1		

Refer to raw data for calibration curve and standards.

REPORTED ELEMENTS SUMMARY

Login Number: JD30019
Account: SESINJPB - SESI Consulting Engineers
Project: Ossining Investigation, 136-140 Croton Avnue, Ossining, NY

File ID: H9081921S1.CSV Date Analyzed: 08/19/21 Methods: SW846 7471B
Analyst: LM Run ID: MA50998
Parameters: Hg

Time	Sample Description	Element: Dilution	Hg	
10:46	ZZZZZZ	1		
10:49	MA50998-ICV1	1	X	
10:50	MA50998-ICB1	1	X	
10:52	MA50998-CCV1	1	X	
10:53	MA50998-CCB1	1	X	
10:55	MA50998-CRI1	1	X	
10:57	MP28157-B1	1	X	
10:58	MP28157-S1	1	X	
11:00	ZZZZZZ	1		
11:02	MA50998-CCV2	1	X	
11:04	MA50998-CCB2	1	X	
11:06	MP28157-MB1	1	X	
11:07	JD29985-13	1	X	(a)
11:09	ZZZZZZ	1		
11:10	ZZZZZZ	1		
11:12	ZZZZZZ	1		
11:13	ZZZZZZ	1		
11:15	MA50998-CCV3	1	X	
11:16	MA50998-CCB3	1	X	
11:18	ZZZZZZ	1		
11:19	ZZZZZZ	1		
11:21	ZZZZZZ	1		
11:22	ZZZZZZ	1		
11:24	ZZZZZZ	1		
11:25	ZZZZZZ	1		
11:27	MA50998-CCV4	1	X	
11:28	MA50998-CCB4	1	X	
11:30	ZZZZZZ	1		
11:31	ZZZZZZ	1		
11:33	ZZZZZZ	1		
11:34	ZZZZZZ	1		
11:36	ZZZZZZ	1		
11:37	ZZZZZZ	1		
		Element:	Hg	

REPORTED ELEMENTS SUMMARY

Login Number: JD30019
Account: SESINJPB - SESI Consulting Engineers
Project: Ossining Investigation, 136-140 Croton Avnue, Ossining, NY

File ID: H9081921S1.CSV Date Analyzed: 08/19/21 Methods: SW846 7471B
Analyst: LM Run ID: MA50998
Parameters: Hg

Time	Sample Description	Element: Dilution	Hg	
11:39	MA50998-CCV5	1	X	
11:40	MA50998-CCB5	1	X	
11:42	ZZZZZZ	1		
11:43	ZZZZZZ	1		
11:45	MP28158-B1	1	X	
11:46	MP28158-S1	1	X	
11:48	MP28158-S2	1	X	
11:50	MA50998-CCV6	1	X	
11:52	MA50998-CCB6	1	X	
11:54	MP28158-MB1	1	X	
11:56	JD29999-3	1	X	(a)
11:57	ZZZZZZ	1		
11:58	ZZZZZZ	1		
12:00	ZZZZZZ	1		
12:02	ZZZZZZ	1		
12:03	MA50998-CCV7	1	X	
12:05	MA50998-CCB7	1	X	
12:06	ZZZZZZ	1		
12:08	ZZZZZZ	1		
12:10	JD30019-1	1	X	
12:11	JD30019-2	1	X	
12:12	JD30019-3	1	X	
12:14	JD30019-4	1	X	
12:15	MA50998-CCV8	1	X	
12:17	MA50998-CCB8	1	X	
12:19	JD30019-5	1	X	
12:20	JD30019-6	1	X	
12:22	ZZZZZZ	1		
12:23	ZZZZZZ	1		
12:24	ZZZZZZ	1		
12:26	ZZZZZZ	1		
12:28	MA50998-CCV9	1	X	
12:30	MA50998-CCB9	1	X	
		Element:	Hg	

REPORTED ELEMENTS SUMMARY

Login Number: JD30019
Account: SESINJPB - SESI Consulting Engineers
Project: Ossining Investigation, 136-140 Croton Avnue, Ossining, NY

File ID: H9081921S1.CSV Date Analyzed: 08/19/21 Methods: SW846 7471B
Analyst: LM Run ID: MA50998
Parameters: Hg

Time	Sample Description	Element: Dilution	Hg	
12:32	ZZZZZZ	1		
12:33	ZZZZZZ	1		
12:35	ZZZZZZ	1		
12:37	MP28156-B1	1	X	
12:38	ZZZZZZ	1		
12:40	MP28156-S2	1	X	
12:42	MA50998-CCV10	1	X	
12:44	MA50998-CCB10	1	X	
12:46	MP28156-MB1	1	X	
12:47	JD29903-1	1	X	(a)
12:49	ZZZZZZ	1		
12:50	ZZZZZZ	1		
12:51	ZZZZZZ	1		
12:53	ZZZZZZ	1		
12:54	MA50998-CCV11	1	X	
12:56	MA50998-CCB11	1	X	
12:58	ZZZZZZ	1		
12:59	ZZZZZZ	1		
13:00	ZZZZZZ	1		
13:02	ZZZZZZ	1		
13:03	ZZZZZZ	1		
13:05	ZZZZZZ	1		
13:06	MA50998-CCV12	1	X	
13:08	MA50998-CCB12	1	X	
13:09	ZZZZZZ	1		
13:11	ZZZZZZ	1		
13:12	ZZZZZZ	1		
13:14	MP28157-S2	1	X	
13:15	MP28156-S1	1	X	
13:17	MA50998-CCV13	1	X	
13:19	MA50998-CCB13	1	X	

(a) Sample used for QC only; not part of login JD30019.

	Element:	Hg

BLANK RESULTS SUMMARY
Part 1 - Initial and Continuing Calibration Blanks

Login Number: JD30019
Account: SESINJPB - SESI Consulting Engineers
Project: Ossining Investigation, 136-140 Croton Avnue, Ossining, NY

File ID: H9081921S1.CSV Date Analyzed: 08/19/21 Methods: SW846 7471B
QC Limits: result < RL Run ID: MA50998 Units: ug/l

Time:			10:50		10:53		11:04		11:16	
Sample ID:			ICB1		CCB1		CCB2		CCB3	
Metal	RL	IDL	raw	final	raw	final	raw	final	raw	final
Mercury	0.20	.034	-0.0299	<0.20	-0.0406	<0.20	0.00780	<0.20	-0.0314	<0.20

(*) Outside of QC limits
(anr) Analyte not requested

BLANK RESULTS SUMMARY
Part 1 - Initial and Continuing Calibration Blanks

Login Number: JD30019
Account: SESINJPB - SESI Consulting Engineers
Project: Ossining Investigation, 136-140 Croton Avnue, Ossining, NY

File ID: H9081921S1.CSV Date Analyzed: 08/19/21 Methods: SW846 7471B
QC Limits: result < RL Run ID: MA50998 Units: ug/l

Time:			11:28		11:40		11:52		12:05	
Sample ID:			CCB4		CCB5		CCB6		CCB7	
Metal	RL	IDL	raw	final	raw	final	raw	final	raw	final
Mercury	0.20	.034	-0.0378	<0.20	-0.0346	<0.20	-0.0268	<0.20	-0.0282	<0.20

(*) Outside of QC limits
(anr) Analyte not requested

BLANK RESULTS SUMMARY
Part 1 - Initial and Continuing Calibration Blanks

Login Number: JD30019
Account: SESINJPB - SESI Consulting Engineers
Project: Ossining Investigation, 136-140 Croton Avnue, Ossining, NY

File ID: H9081921S1.CSV Date Analyzed: 08/19/21 Methods: SW846 7471B
QC Limits: result < RL Run ID: MA50998 Units: ug/l

Time:			12:17		12:30	
Sample ID:			CCB8		CCB9	
Metal	RL	IDL	raw	final	raw	final
Mercury	0.20	.034	-0.0408	<0.20	-0.0319	<0.20

(*) Outside of QC limits
(anr) Analyte not requested

CALIBRATION CHECK STANDARDS SUMMARY
Initial and Continuing Calibration Checks

Login Number: JD30019
Account: SESINJPB - SESI Consulting Engineers
Project: Ossining Investigation, 136-140 Croton Avnue, Ossining, NY

File ID: H9081921S1.CSV Date Analyzed: 08/19/21 Methods: SW846 7471B
QC Limits: 90 to 110 % Recovery Run ID: MA50998 Units: ug/l

Time:		10:49			10:52			11:02	
Sample ID:	ICV	ICV1		CCV	CCV1		CCV	CCV2	
Metal	True	Results	% Rec	True	Results	% Rec	True	Results	% Rec
Mercury	3.0	3.00	100.0	2.5	2.38	95.2	2.5	2.51	100.4

(*) Outside of QC limits
(anr) Analyte not requested

CALIBRATION CHECK STANDARDS SUMMARY
Initial and Continuing Calibration Checks

Login Number: JD30019
Account: SESINJPB - SESI Consulting Engineers
Project: Ossining Investigation, 136-140 Croton Avnue, Ossining, NY

File ID: H9081921S1.CSV Date Analyzed: 08/19/21 Methods: SW846 7471B
QC Limits: 90 to 110 % Recovery Run ID: MA50998 Units: ug/l

Time:		11:15			11:27			11:39	
Sample ID:	CCV	CCV3		CCV	CCV4		CCV	CCV5	
Metal	True	Results	% Rec	True	Results	% Rec	True	Results	% Rec
Mercury	2.5	2.55	102.0	2.5	2.49	99.6	2.5	2.51	100.4

(*) Outside of QC limits
(anr) Analyte not requested

CALIBRATION CHECK STANDARDS SUMMARY
Initial and Continuing Calibration Checks

Login Number: JD30019
Account: SESINJPB - SESI Consulting Engineers
Project: Ossining Investigation, 136-140 Croton Avnue, Ossining, NY

File ID: H9081921S1.CSV Date Analyzed: 08/19/21 Methods: SW846 7471B
QC Limits: 90 to 110 % Recovery Run ID: MA50998 Units: ug/l

Time:		11:50			12:03			12:15	
Sample ID:	CCV	CCV6		CCV	CCV7		CCV	CCV8	
Metal	True	Results	% Rec	True	Results	% Rec	True	Results	% Rec
Mercury	2.5	2.51	100.4	2.5	2.48	99.2	2.5	2.51	100.4

(*) Outside of QC limits
(anr) Analyte not requested

CALIBRATION CHECK STANDARDS SUMMARY
Initial and Continuing Calibration Checks

Login Number: JD30019
Account: SESINJPB - SESI Consulting Engineers
Project: Ossining Investigation, 136-140 Croton Avnue, Ossining, NY

File ID: H9081921S1.CSV Date Analyzed: 08/19/21 Methods: SW846 7471B
QC Limits: 90 to 110 % Recovery Run ID: MA50998 Units: ug/l

Time:		12:28	
Sample ID:	CCV	CCV9	
Metal	True	Results	% Rec
Mercury	2.5	2.50	100.0

(*) Outside of QC limits
(anr) Analyte not requested

12.1.3
12

LOW CALIBRATION CHECK STANDARDS SUMMARY

Login Number: JD30019
Account: SESINJPB - SESI Consulting Engineers
Project: Ossining Investigation, 136-140 Croton Avnue, Ossining, NY

File ID: H9081921S1.CSV Date Analyzed: 08/19/21 Methods: SW846 7471B
QC Limits: 70 to 130 % Recovery Run ID: MA50998 Units: ug/l

Time:			10:55	
Sample ID:	CRI	CRIA	CRI1	
Metal	True	True	Results	% Rec
Mercury	0.20		0.203	101.5

(*) Outside of QC limits
(anr) Analyte not requested

SGS Instrument Runlog
Inorganics Analyses

Login Number: JD30019
Account: SESINJPB - SESI Consulting Engineers
Project: Ossining Investigation, 136-140 Croton Avnue, Ossining, NY

File ID: SF081921M1.ICP Date Analyzed: 08/19/21 Methods: EPA 200.7, SW846 6010D
Analyst: ND Run ID: MA51004
Parameters: Al,Sb,As,Ba,Be,Cd,Ca,Cr,Co,Cu,Fe,Pb,Mg,Mn,Ni,K,Se,Ag,Na,Tl,V,Zn

Time	Sample Description	Dilution Factor	PS Recov	Comments
08:39	MA51004-STD1	1		STDA
08:45	MA51004-STD2	1		STDB
08:50	ZZZZZZ	1		
08:55	ZZZZZZ	1		
09:00	ZZZZZZ	1		
09:06	ZZZZZZ	1		
09:12	ZZZZZZ	1		
09:21	MA51004-ICV1	1		
09:34	MA51004-ICB1	1		
09:39	MA51004-ICCV1	1		
09:45	MA51004-CCB1	1		
09:53	MA51004-CRI1	1		
09:59	MA51004-CRID1	1		
10:04	MA51004-ICSA1	1		
10:09	MA51004-ICSAB1	1		
10:14	MA51004-HSTD1	1		
10:19	MA51004-HSTD2	1		
10:24	ZZZZZZ	1		
10:29	ZZZZZZ	1		
10:34	MA51004-CRI2	1		
10:40	ZZZZZZ	1		
10:45	MA51004-CCV1	1		
10:50	MA51004-CCB2	1		
10:55	MP28125-MB1	1		
11:00	MP28125-B1	1		
11:05	MP28125-LC1	1		Be, CD out
11:10	MP28125-LC2	1		
11:15	MP28125-S1	1		
11:20	MP28125-S2	1		
11:24	JD29876-5	1		(sample used for QC only; not part of login JD30019)
11:30	MP28125-SD1	5		
11:35	MP28125-PS1	1		
11:40	MA51004-CCV2	1		

SGS Instrument Runlog
Inorganics Analyses

Login Number: JD30019
Account: SESINJPB - SESI Consulting Engineers
Project: Ossining Investigation, 136-140 Croton Avnue, Ossining, NY

File ID: SF081921M1.ICP Date Analyzed: 08/19/21 Methods: EPA 200.7, SW846 6010D
Analyst: ND Run ID: MA51004
Parameters: Al,Sb,As,Ba,Be,Cd,Ca,Cr,Co,Cu,Fe,Pb,Mg,Mn,Ni,K,Se,Ag,Na,Tl,V,Zn

Time	Sample Description	Dilution Factor	PS Recov	Comments
11:45	MA51004-CCB3	1		
11:50	ZZZZZZ	1		
11:55	ZZZZZZ	1		
12:00	ZZZZZZ	1		
12:06	MA51004-CRI3	1		
12:12	MA51004-ICSA2	1		
12:17	MA51004-ICSAB2	1		
12:22	MA51004-CCV3	1		
12:27	MA51004-CCB4	1		
12:32	MP28149-MB1	1		
12:37	MP28149-B1	1		
12:42	MP28149-S1	1		NA high
12:47	MP28149-S2	1		NA high
12:52	JD30006-1	1		(sample used for QC only; not part of login JD30019)
12:57	MP28149-SD1	5		
13:02	ZZZZZZ	1		
13:07	ZZZZZZ	1		
13:12	ZZZZZZ	1		
13:18	MA51004-CCV4	1		
13:23	MA51004-CCB5	1		
13:29	ZZZZZZ	1		
13:34	ZZZZZZ	1		
13:39	ZZZZZZ	1		
13:44	ZZZZZZ	1		
13:49	ZZZZZZ	1		
13:54	ZZZZZZ	1		
14:00	ZZZZZZ	1		
14:05	ZZZZZZ	1		
14:10	ZZZZZZ	1		
14:16	MA51004-CCV5	1		
14:21	MA51004-CCB6	1		
14:26	MP28149-MB2	1		
14:32	MP28149-B2	1		

SGS Instrument Runlog
Inorganics Analyses

Login Number: JD30019
Account: SESINJPB - SESI Consulting Engineers
Project: Ossining Investigation, 136-140 Croton Avnue, Ossining, NY

File ID: SF081921M1.ICP Date Analyzed: 08/19/21 Methods: EPA 200.7, SW846 6010D
Analyst: ND Run ID: MA51004
Parameters: Al,Sb,As,Ba,Be,Cd,Ca,Cr,Co,Cu,Fe,Pb,Mg,Mn,Ni,K,Se,Ag,Na,Tl,V,Zn

Time	Sample Description	Dilution Factor	PS Recov	Comments
14:37	ZZZZZZ	1		
14:42	ZZZZZZ	1		
14:47	ZZZZZZ	1		
14:52	ZZZZZZ	1		
14:57	ZZZZZZ	1		
15:02	ZZZZZZ	1		
15:07	ZZZZZZ	1		
15:12	MA51004-CCV6	1		
15:17	MA51004-CCB7	1		
15:23	MP28069-PS1	1		
15:27	MP28149-S1	5		
15:32	MP28149-S2	5		
15:37	JD30006-1	5		(sample used for QC only; not part of login JD30019)
15:42	MP28149-SD1	25		
15:48	ZZZZZZ	5		
15:53	ZZZZZZ	5		
15:58	ZZZZZZ	10		
16:03	ZZZZZZ	5		
16:08	MA51004-CCV7	1		
16:13	MA51004-CCB8	1		
16:18	ZZZZZZ	5		
16:24	ZZZZZZ	10		
16:29	ZZZZZZ	5		
16:34	ZZZZZZ	5		
16:39	ZZZZZZ	5		
16:44	ZZZZZZ	5		
16:49	ZZZZZZ	5		
16:54	ZZZZZZ	5		
17:00	MA51004-CCV8	1		
17:04	MA51004-CCB9	1		
17:10	ZZZZZZ	5		
17:15	MP28148-S1	1		Ca, Na high
17:20	MP28148-B1	1		

SGS Instrument Runlog
Inorganics Analyses

Login Number: JD30019
Account: SESINJPB - SESI Consulting Engineers
Project: Ossining Investigation, 136-140 Croton Avnue, Ossining, NY

File ID: SF081921M1.ICP Date Analyzed: 08/19/21 Methods: EPA 200.7, SW846 6010D
Analyst: ND Run ID: MA51004
Parameters: Al,Sb,As,Ba,Be,Cd,Ca,Cr,Co,Cu,Fe,Pb,Mg,Mn,Ni,K,Se,Ag,Na,Tl,V,Zn

Time	Sample Description	Dilution Factor	PS Recov	Comments
17:25	MP28148-MB1	1		
17:30	MP28148-S2	1		Ca, Na high
17:35	JD29972-1	1		(sample used for QC only; not part of login JD30019)
17:40	MP28148-SD1	5		Ca, Na high
17:46	ZZZZZZ	1		
17:51	ZZZZZZ	1		
17:56	MA51004-CCV9	1		
18:01	MA51004-CCB10	1		
18:06	ZZZZZZ	1		
18:11	ZZZZZZ	1		
18:17	ZZZZZZ	1		
18:22	MP28146-MB1	1		
18:27	MP28146-B1	1		
18:32	MP28146-S1	1		FE, Ti high
18:37	MP28146-S2	1		FE, Ti high
18:42	JD30038-6	1		(sample used for QC only; not part of login JD30019)
18:47	MP28146-SD1	5		FE, Ti high
18:52	MA51004-CCV10	1		
18:57	MA51004-CCB11	1		
19:03	JD30019-1	1		Ti high
19:08	JD30019-2	1		Ca, MG high
19:13	JD30019-3	1		FE high
19:18	JD30019-4	1		Ti high
19:23	JD30019-5	1		FE, Ti high
19:28	JD30019-6	1		Ti high
---------->	Last reportable sample/prep for job JD30019			
19:33	ZZZZZZ	1		
19:38	ZZZZZZ	1		
19:43	ZZZZZZ	1		
19:48	MA51004-CCV11	1		
19:53	MA51004-CCB12	1		
---------->	Last reportable CCB for job JD30019			
19:58	ZZZZZZ	1		
20:03	ZZZZZZ	1		
20:08	ZZZZZZ	1		

SGS Instrument Runlog
Inorganics Analyses

Login Number: JD30019
Account: SESINJPB - SESI Consulting Engineers
Project: Ossining Investigation, 136-140 Croton Avnue, Ossining, NY

File ID: SF081921M1.ICP Date Analyzed: 08/19/21 Methods: EPA 200.7, SW846 6010D
Analyst: ND Run ID: MA51004
Parameters: Al,Sb,As,Ba,Be,Cd,Ca,Cr,Co,Cu,Fe,Pb,Mg,Mn,Ni,K,Se,Ag,Na,Tl,V,Zn

Time	Sample Description	Dilution Factor	PS Recov	Comments
20:13	ZZZZZZ	1		
20:18	ZZZZZZ	1		
20:23	ZZZZZZ	1		
20:29	ZZZZZZ	1		
20:34	MA51004-CCV12	1		
20:39	MA51004-CCB13	1		
20:44	MP28145-MB1	1		
20:49	MP28145-B1	1		
20:54	MP28145-S1	1		Fe, Mn high. Needs post spike for Ba, S straight and possibly on dilution for Sb
20:59	MP28145-S2	1		Fe, Mn high
21:04	JD29999-3	1		(sample used for QC only; not part of login JD30019)
21:09	MP28145-SD1	5		Fe, Mn high
21:14	ZZZZZZ	1		
21:19	ZZZZZZ	1		
21:24	ZZZZZZ	1		
21:29	MA51004-CCV13	1		
21:34	MA51004-CCB14	1		
21:39	ZZZZZZ	1		
21:44	ZZZZZZ	1		
21:49	ZZZZZZ	1		
21:54	ZZZZZZ	1		
21:59	ZZZZZZ	1		
22:04	ZZZZZZ	1		
22:10	ZZZZZZ	1		
22:15	ZZZZZZ	1		
22:20	ZZZZZZ	1		
22:25	MA51004-CCV14	1		
22:30	MA51004-CCB15	1		
22:35	ZZZZZZ	1		
22:40	ZZZZZZ	1		
22:45	ZZZZZZ	1		
22:50	ZZZZZZ	1		
22:56	MP28147-B1	1		CCV BA out

SGS Instrument Runlog
Inorganics Analyses

Login Number: JD30019
Account: SESINJPB - SESI Consulting Engineers
Project: Ossining Investigation, 136-140 Croton Avnue, Ossining, NY

File ID: SF081921M1.ICP Date Analyzed: 08/19/21 Methods: EPA 200.7, SW846 6010D
Analyst: ND Run ID: MA51004
Parameters: Al,Sb,As,Ba,Be,Cd,Ca,Cr,Co,Cu,Fe,Pb,Mg,Mn,Ni,K,Se,Ag,Na,Tl,V,Zn

Time	Sample Description	Dilution Factor	PS Recov	Comments
23:00	MP28147-MB1	1		CCV BA out
23:06	MP28147-S1	1		CCV BA out
23:10	MP28147-S2	1		CCV BA out
23:15	JD29922-1	1		(sample used for QC only; not part of login JD30019)
23:20	MA51004-CCV15	1		BA out
23:25	MA51004-CCB16	1		
23:31	MP28147-SD1	5		
23:36	ZZZZZZ	1		
23:41	ZZZZZZ	1		
23:46	ZZZZZZ	1		
23:52	ZZZZZZ	1		
23:57	ZZZZZZ	1		
00:02	ZZZZZZ	1		
00:07	ZZZZZZ	1		
00:12	MA51004-CCV16	1		
00:17	MA51004-CCB17	1		
00:23	ZZZZZZ	1		
00:28	ZZZZZZ	1		
00:33	ZZZZZZ	1		
00:38	ZZZZZZ	1		
00:44	ZZZZZZ	1		
00:49	ZZZZZZ	1		
00:54	ZZZZZZ	1		
00:59	ZZZZZZ	1		
01:05	ZZZZZZ	1		
01:10	MA51004-CCV17	1		
01:15	MA51004-CCB18	1		
01:20	ZZZZZZ	1		
01:25	ZZZZZZ	1		
01:31	ZZZZZZ	1		
01:36	ZZZZZZ	1		
01:41	ZZZZZZ	1		
01:46	ZZZZZZ	1		

SGS Instrument Runlog
Inorganics Analyses

Login Number: JD30019
Account: SESINJPB - SESI Consulting Engineers
Project: Ossining Investigation, 136-140 Croton Avnue, Ossining, NY

File ID: SF081921M1.ICP Date Analyzed: 08/19/21 Methods: EPA 200.7, SW846 6010D
Analyst: ND Run ID: MA51004
Parameters: Al,Sb,As,Ba,Be,Cd,Ca,Cr,Co,Cu,Fe,Pb,Mg,Mn,Ni,K,Se,Ag,Na,Tl,V,Zn

Time	Sample Description	Dilution Factor	PS Recov	Comments
01:51	ZZZZZZ	1		
01:56	ZZZZZZ	1		
02:02	MA51004-CCV18	1		
02:07	MA51004-CCB19	1		
02:12	ZZZZZZ	1		
02:17	ZZZZZZ	1		
02:22	ZZZZZZ	1		
02:28	ZZZZZZ	1		
02:33	ZZZZZZ	1		
02:38	ZZZZZZ	1		
02:43	ZZZZZZ	1		
02:49	ZZZZZZ	1		
02:54	ZZZZZZ	1		
02:59	MA51004-CCV19	1		
03:04	MA51004-CCB20	1		
06:30	MA51004-CCV20	1		
06:38	MA51004-CCB21	1		
06:45	ZZZZZZ	2		
06:50	MA51004-CCV21	1		AL,BA,BE,CA,FE,MG high rsd
06:54	MA51004-CCB22	1		

Refer to raw data for calibration curve and standards.

REPORTED ELEMENTS SUMMARY

Login Number: JD30019
Account: SESINJPB - SESI Consulting Engineers
Project: Ossining Investigation, 136-140 Croton Avnue, Ossining, NY

File ID: SF081921M1.ICP Date Analyzed: 08/19/21 Methods: EPA 200.7, SW846 6010D
Analyst: ND Run ID: MA51004
Parameters: Al,Sb,As,Ba,Be,Cd,Ca,Cr,Co,Cu,Fe,Pb,Mg,Mn,Ni,K,Se,Ag,Na,Tl,V,Zn

Time	Sample Description	Element: Dilution	Al	Sb	As	Ba	Be	Cd	Ca	Cr	Co	Cu	Fe	Pb	Mg	Mn	Ni	K	Se	Ag	Na	Tl	V	Zn	
08:50	ZZZZZZ	1																							
08:55	ZZZZZZ	1																							
09:00	ZZZZZZ	1																							
09:06	ZZZZZZ	1																							
09:12	ZZZZZZ	1																							
09:21	MA51004-ICV1	1	X	X	X	X	X	X	X	X	X	X	X	X	X	X	X	X	X	X	X	X	X	X	
09:34	MA51004-ICB1	1	X	X	X	X	X	X	X	X	X	X	X	X	X	X	X	X	X	X	X	X	X	X	
09:39	MA51004-ICCV1	1	X	X	X	X	X	X	X	X	X	X	X	X	X	X	X	X	X	X	X	X	X	X	
09:45	MA51004-CCB1	1	X	X	X	X	X	X	X	X	X	X	X	X	X	X	X	X	X	X	X	X	X	X	
09:53	MA51004-CRI1	1																							
09:59	MA51004-CRID1	1	X	X	X	X	X	X	X	X	X	X	X	X	X	X	X	X	X	X	X	X	X	X	
10:04	MA51004-ICSA1	1	X	X	X	X	X	X	X	X	X	X	X	X	X	X	X	X	X	X	X	X	X	X	
10:09	MA51004-ICSAB1	1	X	X	X	X	X	X	X	X	X	X	X	X	X	X	X	X	X	X	X	X	X	X	
10:14	MA51004-HSTD1	1		X	X	X	X	X		X	X	X		X		X	X		X	X		X	X	X	
10:19	MA51004-HSTD2	1	X					X					X		X			X			X				
10:24	ZZZZZZ	1																							
10:29	ZZZZZZ	1																							
10:34	MA51004-CRI2	1	X	X	X	X	X	X	X	X	X	X	X	X	X	X	X	X	X	X	X	X	X	X	
10:40	ZZZZZZ	1																							
10:45	MA51004-CCV1	1	X	X	X	X	X	X	X	X	X	X	X	X	X	X	X	X	X	X	X	X	X	X	
10:50	MA51004-CCB2	1	X	X	X	X	X	X	X	X	X	X	X	X	X	X	X	X	X	X	X	X	X	X	
10:55	MP28125-MB1	1		X	X	X				X			X			X			X	X		X	X	X	
11:00	MP28125-B1	1		X	X	X				X			X			X			X	X		X	X	X	
11:05	MP28125-LC1	1		X	X	X				X			X			X			X	X		X	X	X	
11:10	MP28125-LC2	1		X	X	X				X			X			X			X	X		X	X	X	
11:15	MP28125-S1	1		X	X	X				X			X			X			X	X		X	X	X	
11:20	MP28125-S2	1		X	X	X				X			X			X			X	X		X	X	X	
11:24	JD29876-5	1		X	X	X				X			X			X			X	X		X	X	X	(a)
11:30	MP28125-SD1	5		X	X	X				X			X			X			X	X		X	X	X	
11:35	MP28125-PS1	1		X	X	X	X	X		X			X			X			X			X	X	X	
11:40	MA51004-CCV2	1	X	X	X	X	X	X	X	X	X	X	X	X	X	X	X	X	X	X	X	X	X	X	
11:45	MA51004-CCB3	1	X	X	X	X	X	X	X	X	X	X	X	X	X	X	X	X	X	X	X	X	X	X	
11:50	ZZZZZZ	1																							
		Element:	Al	Sb	As	Ba	Be	Cd	Ca	Cr	Co	Cu	Fe	Pb	Mg	Mn	Ni	K	Se	Ag	Na	Tl	V	Zn	

REPORTED ELEMENTS SUMMARY

Login Number: JD30019
Account: SESINJPB - SESI Consulting Engineers
Project: Ossining Investigation, 136-140 Croton Avnue, Ossining, NY

File ID: SF081921M1.ICP Date Analyzed: 08/19/21 Methods: EPA 200.7, SW846 6010D
Analyst: ND Run ID: MA51004
Parameters: Al,Sb,As,Ba,Be,Cd,Ca,Cr,Co,Cu,Fe,Pb,Mg,Mn,Ni,K,Se,Ag,Na,Tl,V,Zn

Time	Sample Description	Element: Dilution	Al	Sb	As	Ba	Be	Cd	Ca	Cr	Co	Cu	Fe	Pb	Mg	Mn	Ni	K	Se	Ag	Na	Tl	V	Zn	
11:55	ZZZZZZ	1																							
12:00	ZZZZZZ	1																							
12:06	MA51004-CRI3	1	X	X	X	X	X	X	X	X	X	X	X	X	X	X	X	X	X	X	X	X	X	X	
12:12	MA51004-ICSA2	1	X	X	X	X	X	X	X	X	X	X	X	X	X	X	X	X	X	X	X	X	X	X	
12:17	MA51004-ICSAB2	1	X	X	X	X	X	X	X	X	X	X	X	X	X	X	X	X	X	X	X	X	X	X	
12:22	MA51004-CCV3	1	X	X	X	X	X	X	X	X	X	X	X	X	X	X	X	X	X	X	X	X	X	X	
12:27	MA51004-CCB4	1	X	X	X	X	X	X	X	X	X	X	X	X	X	X	X	X	X	X	X	X	X	X	
12:32	MP28149-MB1	1							X				X		X	X	X				X				
12:37	MP28149-B1	1							X				X		X	X	X				X				
12:42	MP28149-S1	1							X				X		X	X	X								
12:47	MP28149-S2	1							X				X		X	X	X								
12:52	JD30006-1	1							X				X		X	X	X								(a)
12:57	MP28149-SD1	5							X				X		X	X	X								
13:02	ZZZZZZ	1																							
13:07	ZZZZZZ	1																							
13:12	ZZZZZZ	1																							
13:18	MA51004-CCV4	1	X	X	X	X	X	X	X	X	X	X	X	X	X	X	X	X	X	X	X	X	X	X	
13:23	MA51004-CCB5	1	X	X	X	X	X	X	X	X	X	X	X	X	X	X	X	X	X	X	X	X	X	X	
13:29	ZZZZZZ	1																							
13:34	ZZZZZZ	1																							
13:39	ZZZZZZ	1																							
13:44	ZZZZZZ	1																							
13:49	ZZZZZZ	1																							
13:54	ZZZZZZ	1																							
14:00	ZZZZZZ	1																							
14:05	ZZZZZZ	1																							
14:10	ZZZZZZ	1																							
14:16	MA51004-CCV5	1	X	X	X	X	X	X	X	X	X	X	X	X	X	X	X	X	X	X	X	X	X	X	
14:21	MA51004-CCB6	1	X	X	X	X	X	X	X	X	X	X	X	X	X	X	X	X	X	X	X	X	X	X	
14:26	MP28149-MB2	1							X				X		X	X	X				X				
14:32	MP28149-B2	1							X				X		X	X	X				X				
14:37	ZZZZZZ	1																							
14:42	ZZZZZZ	1																							
		Element:	Al	Sb	As	Ba	Be	Cd	Ca	Cr	Co	Cu	Fe	Pb	Mg	Mn	Ni	K	Se	Ag	Na	Tl	V	Zn	

REPORTED ELEMENTS SUMMARY

Login Number: JD30019
Account: SESINJPB - SESI Consulting Engineers
Project: Ossining Investigation, 136-140 Croton Avnue, Ossining, NY

File ID: SF081921M1.ICP Date Analyzed: 08/19/21 Methods: EPA 200.7, SW846 6010D
Analyst: ND Run ID: MA51004
Parameters: Al,Sb,As,Ba,Be,Cd,Ca,Cr,Co,Cu,Fe,Pb,Mg,Mn,Ni,K,Se,Ag,Na,Tl,V,Zn

Time	Sample Description	Element: Dilution	Al	Sb	As	Ba	Be	Cd	Ca	Cr	Co	Cu	Fe	Pb	Mg	Mn	Ni	K	Se	Ag	Na	Tl	V	Zn	
14:47	ZZZZZZ	1																							
14:52	ZZZZZZ	1																							
14:57	ZZZZZZ	1																							
15:02	ZZZZZZ	1																							
15:07	ZZZZZZ	1																							
15:12	MA51004-CCV6	1	X	X	X	X	X	X	X	X	X	X	X	X	X	X	X	X	X	X	X	X	X	X	
15:17	MA51004-CCB7	1	X	X	X	X	X	X	X	X	X	X	X	X	X	X	X	X	X	X	X	X	X	X	
15:23	MP28069-PS1	1		X																					
15:27	MP28149-S1	5																			X				
15:32	MP28149-S2	5																			X				
15:37	JD30006-1	5																			X				(a)
15:42	MP28149-SD1	25																			X				
15:48	ZZZZZZ	5																							
15:53	ZZZZZZ	5																							
15:58	ZZZZZZ	10																							
16:03	ZZZZZZ	5																							
16:08	MA51004-CCV7	1	X	X	X	X	X	X	X	X	X	X	X	X	X	X	X	X	X	X	X	X	X	X	
16:13	MA51004-CCB8	1	X	X	X	X	X	X	X	X	X	X	X	X	X	X	X	X	X	X	X	X	X	X	
16:18	ZZZZZZ	5																							
16:24	ZZZZZZ	10																							
16:29	ZZZZZZ	5																							
16:34	ZZZZZZ	5																							
16:39	ZZZZZZ	5																							
16:44	ZZZZZZ	5																							
16:49	ZZZZZZ	5																							
16:54	ZZZZZZ	5																							
17:00	MA51004-CCV8	1	X	X	X	X	X	X	X	X	X	X	X	X	X	X	X	X	X	X	X	X	X	X	
17:04	MA51004-CCB9	1	X	X	X	X	X	X	X	X	X	X	X	X	X	X	X	X	X	X	X	X	X	X	
17:10	ZZZZZZ	5																							
17:15	MP28148-S1	1	X									X	X		X	X									
17:20	MP28148-B1	1	X						X			X	X		X	X					X				
17:25	MP28148-MB1	1	X						X			X	X		X	X					X				
17:30	MP28148-S2	1	X									X	X		X	X									
		Element:	Al	Sb	As	Ba	Be	Cd	Ca	Cr	Co	Cu	Fe	Pb	Mg	Mn	Ni	K	Se	Ag	Na	Tl	V	Zn	

REPORTED ELEMENTS SUMMARY

Login Number: JD30019
Account: SESINJPB - SESI Consulting Engineers
Project: Ossining Investigation, 136-140 Croton Avnue, Ossining, NY

File ID: SF081921M1.ICP Date Analyzed: 08/19/21 Methods: EPA 200.7, SW846 6010D
Analyst: ND Run ID: MA51004
Parameters: Al,Sb,As,Ba,Be,Cd,Ca,Cr,Co,Cu,Fe,Pb,Mg,Mn,Ni,K,Se,Ag,Na,Tl,V,Zn

Time	Sample Description	Element: Dilution	Al	Sb	As	Ba	Be	Cd	Ca	Cr	Co	Cu	Fe	Pb	Mg	Mn	Ni	K	Se	Ag	Na	Tl	V	Zn	
17:35	JD29972-1	1	X																						(a)
17:40	MP28148-SD1	5	X									X	X		X	X									
17:46	ZZZZZZ	1																							
17:51	ZZZZZZ	1																							
17:56	MA51004-CCV9	1	X	X	X	X	X	X	X	X	X	X	X	X	X	X	X	X	X	X	X	X	X	X	
18:01	MA51004-CCB10	1	X	X	X	X	X	X	X	X	X	X	X	X	X	X	X	X	X	X	X	X	X	X	
18:06	ZZZZZZ	1																							
18:11	ZZZZZZ	1																							
18:17	ZZZZZZ	1																							
18:22	MP28146-MB1	1	X	X	X	X	X	X	X	X	X	X	X	X	X	X	X	X	X	X	X	X	X	X	
18:27	MP28146-B1	1	X	X	X	X	X	X	X	X	X	X	X	X	X	X	X	X	X	X	X	X	X	X	
18:32	MP28146-S1	1	X			X			X	X					X		X	X			X		X	X	
18:37	MP28146-S2	1	X			X			X	X					X		X	X			X		X	X	
18:42	JD30038-6	1	X			X			X	X					X		X	X			X		X	X	(a)
18:47	MP28146-SD1	5	X			X			X	X					X		X	X			X		X	X	
18:52	MA51004-CCV10	1	X	X	X	X	X	X	X	X	X	X	X	X	X	X	X	X	X	X	X	X	X	X	
18:57	MA51004-CCB11	1	X	X	X	X	X	X	X	X	X	X	X	X	X	X	X	X	X	X	X	X	X	X	
19:03	JD30019-1	1	X	X	X	X		X	X	X		X	X	X	X	X	X	X	X		X		X	X	
19:08	JD30019-2	1	X	X	X	X	X	X		X	X	X	X	X		X	X	X	X		X	X	X	X	
19:13	JD30019-3	1	X	X		X	X		X	X	X				X	X	X	X			X		X	X	
19:18	JD30019-4	1	X	X	X	X		X	X	X		X	X	X	X	X	X	X	X		X		X	X	
19:23	JD30019-5	1	X			X			X	X					X		X	X			X		X	X	
19:28	JD30019-6	1	X	X	X	X		X	X	X		X	X	X	X	X	X	X	X		X		X	X	
19:33	ZZZZZZ	1																							
19:38	ZZZZZZ	1																							
19:43	ZZZZZZ	1																							
19:48	MA51004-CCV11	1	X	X	X	X	X	X	X	X	X	X	X	X	X	X	X	X	X	X	X	X	X	X	
19:53	MA51004-CCB12	1	X	X	X	X	X	X	X	X	X	X	X	X	X	X	X	X	X	X	X	X	X	X	
19:58	ZZZZZZ	1																							
20:03	ZZZZZZ	1																							
20:08	ZZZZZZ	1																							
20:13	ZZZZZZ	1																							
20:18	ZZZZZZ	1																							
		Element:	Al	Sb	As	Ba	Be	Cd	Ca	Cr	Co	Cu	Fe	Pb	Mg	Mn	Ni	K	Se	Ag	Na	Tl	V	Zn	

REPORTED ELEMENTS SUMMARY

Login Number: JD30019
Account: SESINJPB - SESI Consulting Engineers
Project: Ossining Investigation, 136-140 Croton Avnue, Ossining, NY

File ID: SF081921M1.ICP Date Analyzed: 08/19/21 Methods: EPA 200.7, SW846 6010D
Analyst: ND Run ID: MA51004
Parameters: Al,Sb,As,Ba,Be,Cd,Ca,Cr,Co,Cu,Fe,Pb,Mg,Mn,Ni,K,Se,Ag,Na,Tl,V,Zn

Time	Sample Description	Element: Dilution	Al	Sb	As	Ba	Be	Cd	Ca	Cr	Co	Cu	Fe	Pb	Mg	Mn	Ni	K	Se	Ag	Na	Tl	V	Zn	
20:23	ZZZZZZ	1																							
20:29	ZZZZZZ	1																							
20:34	MA51004-CCV12	1	X	X	X	X	X	X	X	X	X	X	X	X	X	X	X	X	X	X	X	X	X	X	
20:39	MA51004-CCB13	1	X	X	X	X	X	X	X	X	X	X	X	X	X	X	X	X	X	X	X	X	X	X	
20:44	MP28145-MB1	1	X	X	X	X	X	X	X	X	X	X	X	X	X	X	X	X	X	X	X	X	X	X	
20:49	MP28145-B1	1	X	X	X	X	X	X	X	X	X	X	X	X	X	X	X	X	X	X	X	X	X	X	
20:54	MP28145-S1	1	X			X	X		X	X	X				X		X	X			X		X	X	
20:59	MP28145-S2	1	X			X	X		X	X	X				X		X	X			X		X	X	
21:04	JD29999-3	1	X			X	X		X	X	X				X		X	X			X		X	X	(a)
21:09	MP28145-SD1	5	X			X	X		X	X	X				X		X	X			X		X	X	
21:14	ZZZZZZ	1																							
21:19	ZZZZZZ	1																							
21:24	ZZZZZZ	1																							
21:29	MA51004-CCV13	1	X	X	X	X	X	X	X	X	X	X	X	X	X	X	X	X	X	X	X	X	X	X	
21:34	MA51004-CCB14	1	X	X	X	X	X	X	X	X	X	X	X	X	X	X	X	X	X	X	X	X	X	X	
21:39	ZZZZZZ	1																							
21:44	ZZZZZZ	1																							
21:49	ZZZZZZ	1																							
21:54	ZZZZZZ	1																							
21:59	ZZZZZZ	1																							
22:04	ZZZZZZ	1																							
22:10	ZZZZZZ	1																							
22:15	ZZZZZZ	1																							
22:20	ZZZZZZ	1																							
22:25	MA51004-CCV14	1	X	X	X	X	X	X	X	X	X	X	X	X	X	X	X	X	X	X	X	X	X	X	
22:30	MA51004-CCB15	1	X	X	X	X	X	X	X	X	X	X	X	X	X	X	X	X	X	X	X	X	X	X	
22:35	ZZZZZZ	1																							
22:40	ZZZZZZ	1																							
22:45	ZZZZZZ	1																							
22:50	ZZZZZZ	1																							
22:56	MP28147-B1	1	X	X	X		X	X	X	X	X	X	X	X	X	X	X	X	X	X	X	X	X	X	
23:00	MP28147-MB1	1	X	X	X		X	X	X	X	X	X	X	X	X	X	X	X	X	X	X	X	X	X	
23:06	MP28147-S1	1	X	X	X		X	X	X	X	X	X	X	X	X	X	X	X	X	X	X	X	X	X	
		Element:	Al	Sb	As	Ba	Be	Cd	Ca	Cr	Co	Cu	Fe	Pb	Mg	Mn	Ni	K	Se	Ag	Na	Tl	V	Zn	

REPORTED ELEMENTS SUMMARY

Login Number: JD30019
Account: SESINJPB - SESI Consulting Engineers
Project: Ossining Investigation, 136-140 Croton Avnue, Ossining, NY

File ID: SF081921M1.ICP Date Analyzed: 08/19/21 Methods: EPA 200.7, SW846 6010D
Analyst: ND Run ID: MA51004
Parameters: Al,Sb,As,Ba,Be,Cd,Ca,Cr,Co,Cu,Fe,Pb,Mg,Mn,Ni,K,Se,Ag,Na,Tl,V,Zn

Time	Sample Description	Element: Dilution	Al	Sb	As	Ba	Be	Cd	Ca	Cr	Co	Cu	Fe	Pb	Mg	Mn	Ni	K	Se	Ag	Na	Tl	V	Zn	
23:10	MP28147-S2	1	X	X	X		X	X	X	X	X	X	X	X	X	X	X	X	X	X	X	X	X	X	
23:15	JD29922-1	1	X	X	X		X	X	X	X	X	X	X	X	X	X	X	X	X	X	X	X	X	X	(a)
23:20	MA51004-CCV15	1	X	X	X	X	X	X	X	X	X	X	X	X	X	X	X	X	X	X	X	X	X	X	
23:25	MA51004-CCB16	1	X	X	X	X	X	X	X	X	X	X	X	X	X	X	X	X	X	X	X	X	X	X	
23:31	MP28147-SD1	5																							
23:36	ZZZZZZ	1																							
23:41	ZZZZZZ	1																							
23:46	ZZZZZZ	1																							
23:52	ZZZZZZ	1																							
23:57	ZZZZZZ	1																							
00:02	ZZZZZZ	1																							
00:07	ZZZZZZ	1																							
00:12	MA51004-CCV16	1	X	X	X	X	X	X	X	X	X	X	X	X	X	X	X	X	X	X	X	X	X	X	
00:17	MA51004-CCB17	1	X	X	X	X	X	X	X	X	X	X	X	X	X	X	X	X	X	X	X	X	X	X	
00:23	ZZZZZZ	1																							
00:28	ZZZZZZ	1																							
00:33	ZZZZZZ	1																							
00:38	ZZZZZZ	1																							
00:44	ZZZZZZ	1																							
00:49	ZZZZZZ	1																							
00:54	ZZZZZZ	1																							
00:59	ZZZZZZ	1																							
01:05	ZZZZZZ	1																							
01:10	MA51004-CCV17	1	X	X	X	X	X	X	X	X	X	X	X	X	X	X	X	X	X	X	X	X	X	X	
01:15	MA51004-CCB18	1	X	X	X	X	X	X	X	X	X	X	X	X	X	X	X	X	X	X	X	X	X	X	
01:20	ZZZZZZ	1																							
01:25	ZZZZZZ	1																							
01:31	ZZZZZZ	1																							
01:36	ZZZZZZ	1																							
01:41	ZZZZZZ	1																							
01:46	ZZZZZZ	1																							
01:51	ZZZZZZ	1																							
01:56	ZZZZZZ	1																							
		Element:	Al	Sb	As	Ba	Be	Cd	Ca	Cr	Co	Cu	Fe	Pb	Mg	Mn	Ni	K	Se	Ag	Na	Tl	V	Zn	

REPORTED ELEMENTS SUMMARY

Login Number: JD30019
Account: SESINJPB - SESI Consulting Engineers
Project: Ossining Investigation, 136-140 Croton Avnue, Ossining, NY

File ID: SF081921M1.ICP Date Analyzed: 08/19/21 Methods: EPA 200.7, SW846 6010D
Analyst: ND Run ID: MA51004
Parameters: Al,Sb,As,Ba,Be,Cd,Ca,Cr,Co,Cu,Fe,Pb,Mg,Mn,Ni,K,Se,Ag,Na,Tl,V,Zn

Time	Sample Description	Element: Dilution	Al	Sb	As	Ba	Be	Cd	Ca	Cr	Co	Cu	Fe	Pb	Mg	Mn	Ni	K	Se	Ag	Na	Tl	V	Zn
02:02	MA51004-CCV18	1	X	X	X	X	X	X	X	X	X	X	X	X	X	X	X	X	X	X	X	X	X	X
02:07	MA51004-CCB19	1	X	X	X	X	X	X	X	X	X	X	X	X	X	X	X	X	X	X	X	X	X	X
02:12	ZZZZZZ	1																						
02:17	ZZZZZZ	1																						
02:22	ZZZZZZ	1																						
02:28	ZZZZZZ	1																						
02:33	ZZZZZZ	1																						
02:38	ZZZZZZ	1																						
02:43	ZZZZZZ	1																						
02:49	ZZZZZZ	1																						
02:54	ZZZZZZ	1																						
02:59	MA51004-CCV19	1	X	X	X	X	X	X	X	X	X	X	X	X	X	X	X	X	X	X	X	X	X	X
03:04	MA51004-CCB20	1	X	X	X	X	X	X	X	X	X	X	X	X	X	X	X	X	X	X	X	X	X	X
06:30	MA51004-CCV20	1	X	X	X	X	X	X	X	X	X	X	X	X	X	X	X	X	X	X	X	X	X	X
06:38	MA51004-CCB21	1	X	X	X	X	X	X	X	X	X	X	X	X	X	X	X	X	X	X	X	X	X	X
06:45	ZZZZZZ	2																						
06:50	MA51004-CCV21	1	X	X	X	X	X	X	X	X	X	X	X	X	X	X	X	X	X	X	X	X	X	X
06:54	MA51004-CCB22	1	X	X	X	X	X	X	X	X	X	X	X	X	X	X	X	X	X	X	X	X	X	X
		Element:	Al	Sb	As	Ba	Be	Cd	Ca	Cr	Co	Cu	Fe	Pb	Mg	Mn	Ni	K	Se	Ag	Na	Tl	V	Zn

(a) Sample used for QC only; not part of login JD30019.

12.2.1 12
SGS 1324 of 1618
JD30019

INTERNAL STANDARD SUMMARY

Login Number: JD30019
Account: SESINJPB - SESI Consulting Engineers
Project: Ossining Investigation, 136-140 Croton Avnue, Ossining, NY

File ID: SF081921M1.ICP Date Analyzed: 08/19/21 Methods: EPA 200.7, SW846 6010D
Analyst: ND Run ID: MA51004
Parameters: Al,Sb,As,Ba,Be,Cd,Ca,Cr,Co,Cu,Fe,Pb,Mg,Mn,Ni,K,Se,Ag,Na,Tl,V,Zn

Time	Sample Description	Istd#1	Istd#2	Istd#3	Istd#4
08:39	MA51004-STD1	1934 R	56605 R	1480 R	4984 R
08:45	MA51004-STD2	1826	54356	1463	4799
08:50	ZZZZZZ	1873	55243	1480	4848
08:55	ZZZZZZ	1930	57209	1510	4956
09:00	ZZZZZZ	1881	55519	1499	4857
09:06	ZZZZZZ	1927	57240	1495	4959
09:12	ZZZZZZ	1940	57343	1495	4985
09:21	MA51004-ICV1	1873	55448	1481	4848
09:34	MA51004-ICB1	1945	57202	1494	4993
09:39	MA51004-ICCV1	1878	55031	1477	4857
09:45	MA51004-CCB1	1947	57310	1500	5002
09:53	MA51004-CRI1	No results reported for the elements associated with this internal standard.			
09:59	MA51004-CRID1	1941	56521	1487	4987
10:04	MA51004-ICSA1	1746	52336	1447	4632
10:09	MA51004-ICSAB1	1742	51515	1438	4632
10:14	MA51004-HSTD1	1889	55852	1494	5041
10:19	MA51004-HSTD2	1750	53350	1438	4578
10:24	ZZZZZZ	1925	56988	1473	5156
10:29	ZZZZZZ	1891	57156	1489	4992
10:34	MA51004-CRI2	1952	56376	1479	4997
10:40	ZZZZZZ	1952	56863	1482	5007
10:45	MA51004-CCV1	1884	55368	1454	4857
10:50	MA51004-CCB2	1946	56736	1484	4990
10:55	MP28125-MB1	1949	56519	1514	4980
11:00	MP28125-B1	1898	55934	1487	4889
11:05	MP28125-LC1	2045	58621	1608	5061
11:10	MP28125-LC2	2030	59308	1607	5018
11:15	MP28125-S1	1992	57233	1563	4921
11:20	MP28125-S2	1972	57652	1556	4905
11:24	JD29876-5	2036	58764	1575	5010
11:30	MP28125-SD1	1972	56538	1489	5005
11:35	MP28125-PS1	1974	57390	1558	4926
11:40	MA51004-CCV2	1884	54602	1471	4862

INTERNAL STANDARD SUMMARY

Login Number: JD30019
Account: SESINJPB - SESI Consulting Engineers
Project: Ossining Investigation, 136-140 Croton Avnue, Ossining, NY

File ID: SF081921M1.ICP Date Analyzed: 08/19/21 Methods: EPA 200.7, SW846 6010D
Analyst: ND Run ID: MA51004
Parameters: Al,Sb,As,Ba,Be,Cd,Ca,Cr,Co,Cu,Fe,Pb,Mg,Mn,Ni,K,Se,Ag,Na,Tl,V,Zn

Time	Sample Description	Istd#1	Istd#2	Istd#3	Istd#4
11:45	MA51004-CCB3	1949	55983	1487	5003
11:50	ZZZZZZ	1984	56638	1512	5088
11:55	ZZZZZZ	1979	56806	1511	5074
12:00	ZZZZZZ	1950	55761	1467	4991
12:06	MA51004-CRI3	1931	55649	1474	4952
12:12	MA51004-ICSA2	1744	51083	1423	4629
12:17	MA51004-ICSAB2	1722	51079	1417	4592
12:22	MA51004-CCV3	1880	54378	1450	4855
12:27	MA51004-CCB4	1956	56194	1450	5015
12:32	MP28149-MB1	1938	56283	1475	4973
12:37	MP28149-B1	1889	54866	1470	4884
12:42	MP28149-S1	1811	53889	1447	4615
12:47	MP28149-S2	1817	53841	1454	4625
12:52	JD30006-1	1837	55159	1465	4626
12:57	MP28149-SD1	1908	56418	1473	4854
13:02	ZZZZZZ	1840	54989	1449	4637
13:07	ZZZZZZ	1843	55484	1459	4646
13:12	ZZZZZZ	1870	55756	1446	4785
13:18	MA51004-CCV4	1887	55567	1472	4860
13:23	MA51004-CCB5	1959	57498	1480	5010
13:29	ZZZZZZ	1767	53808	1419	4365
13:34	ZZZZZZ	1899	56527	1471	4860
13:39	ZZZZZZ	1881	56471	1470	4728
13:44	ZZZZZZ	1825	55345	1435	4570
13:49	ZZZZZZ	1888	56558	1478	4820
13:54	ZZZZZZ	1766	53816	1435	4372
14:00	ZZZZZZ	1880	56895	1471	4814
14:05	ZZZZZZ	1879	56474	1466	4710
14:10	ZZZZZZ	1828	55444	1445	4571
14:16	MA51004-CCV5	1884	55867	1465	4860
14:21	MA51004-CCB6	1967	57307	1480	5035
14:26	MP28149-MB2	1984	57174	1484	5072
14:32	MP28149-B2	1926	55751	1473	4959

INTERNAL STANDARD SUMMARY

Login Number: JD30019
Account: SESINJPB - SESI Consulting Engineers
Project: Ossining Investigation, 136-140 Croton Avnue, Ossining, NY

File ID: SF081921M1.ICP Date Analyzed: 08/19/21 Methods: EPA 200.7, SW846 6010D
Analyst: ND Run ID: MA51004
Parameters: Al,Sb,As,Ba,Be,Cd,Ca,Cr,Co,Cu,Fe,Pb,Mg,Mn,Ni,K,Se,Ag,Na,Tl,V,Zn

Time	Sample Description	Istd#1	Istd#2	Istd#3	Istd#4
14:37	ZZZZZZ	1853	55029	1436	4669
14:42	ZZZZZZ	1807	54969	1442	4578
14:47	ZZZZZZ	1819	54636	1435	4602
14:52	ZZZZZZ	1842	54895	1441	4633
14:57	ZZZZZZ	1937	57406	1540	5248
15:02	ZZZZZZ	2025	59073	1581	5058
15:07	ZZZZZZ	2070	59024	1608	5067
15:12	MA51004-CCV6	1889	55082	1459	4863
15:17	MA51004-CCB7	1954	56537	1456	4999
15:23	MP28069-PS1	1939	56310	1514	5027
15:27	MP28149-S1	1908	55578	1468	4854
15:32	MP28149-S2	1938	54958	1470	4933
15:37	JD30006-1	1919	55885	1470	4892
15:42	MP28149-SD1	1941	56022	1474	4965
15:48	ZZZZZZ	1912	55740	1462	4866
15:53	ZZZZZZ	1918	55685	1459	4880
15:58	ZZZZZZ	1904	55629	1461	4819
16:03	ZZZZZZ	1926	56034	1466	4899
16:08	MA51004-CCV7	1884	54608	1424	4850
16:13	MA51004-CCB8	1950	55993	1470	4988
16:18	ZZZZZZ	1889	57091	1521	4785
16:24	ZZZZZZ	1918	56960	1512	4848
16:29	ZZZZZZ	1933	56962	1513	4914
16:34	ZZZZZZ	1919	56822	1516	4857
16:39	ZZZZZZ	1979	57907	1530	5019
16:44	ZZZZZZ	1973	57461	1533	5002
16:49	ZZZZZZ	1968	57379	1513	4993
16:54	ZZZZZZ	1978	57401	1532	5010
17:00	MA51004-CCV8	1912	55061	1486	4927
17:04	MA51004-CCB9	1998	57053	1504	5100
17:10	ZZZZZZ	1961	56856	1527	5073
17:15	MP28148-S1	1635	51193	1431	4131
17:20	MP28148-B1	1919	55279	1506	4941

INTERNAL STANDARD SUMMARY

Login Number: JD30019
Account: SESINJPB - SESI Consulting Engineers
Project: Ossining Investigation, 136-140 Croton Avnue, Ossining, NY

File ID: SF081921M1.ICP Date Analyzed: 08/19/21 Methods: EPA 200.7, SW846 6010D
Analyst: ND Run ID: MA51004
Parameters: Al,Sb,As,Ba,Be,Cd,Ca,Cr,Co,Cu,Fe,Pb,Mg,Mn,Ni,K,Se,Ag,Na,Tl,V,Zn

Time	Sample Description	Istd#1	Istd#2	Istd#3	Istd#4
17:25	MP28148-MB1	1968	57268	1521	5043
17:30	MP28148-S2	1639	51087	1421	4130
17:35	JD29972-1	1634	51119	1417	4060
17:40	MP28148-SD1	1812	54917	1462	4533
17:46	ZZZZZZ	1955	56805	1504	5025
17:51	ZZZZZZ	1990	56813	1507	5091
17:56	MA51004-CCV9	1917	54833	1475	4917
18:01	MA51004-CCB10	1989	56410	1491	5068
18:06	ZZZZZZ	1668	50520	1407	4128
18:11	ZZZZZZ	1940	55610	1469	4916
18:17	ZZZZZZ	1670	50706	1392	4131
18:22	MP28146-MB1	1992	56068	1491	5067
18:27	MP28146-B1	1943	55320	1497	4980
18:32	MP28146-S1	1964	57031	1596	5091
18:37	MP28146-S2	2018	57842	1596	5171
18:42	JD30038-6	2046	58475	1590	5183
18:47	MP28146-SD1	2004	56359	1499	5077
18:52	MA51004-CCV10	1919	54637	1477	4931
18:57	MA51004-CCB11	1999	55943	1473	5094
19:03	JD30019-1	2029	57425	1567	5066
19:08	JD30019-2	1871	54826	1507	4653
19:13	JD30019-3	2058	57739	1587	5170
19:18	JD30019-4	2034	57517	1557	5132
19:23	JD30019-5	1991	57569	1561	5010
19:28	JD30019-6	1984	57605	1565	4999
19:33	ZZZZZZ	2060	61048	1699	4933
19:38	ZZZZZZ	1980	58325	1588	4990
19:43	ZZZZZZ	1981	58597	1586	5151
19:48	MA51004-CCV11	1903	55920	1503	4888
19:53	MA51004-CCB12	1989	57593	1529	5071
19:58	ZZZZZZ	1954	56833	1560	4826
20:03	ZZZZZZ	1969	56979	1571	4901
20:08	ZZZZZZ	1904	56400	1541	4756

INTERNAL STANDARD SUMMARY

Login Number: JD30019
Account: SESINJPB - SESI Consulting Engineers
Project: Ossining Investigation, 136-140 Croton Avnue, Ossining, NY

File ID: SF081921M1.ICP Date Analyzed: 08/19/21 Methods: EPA 200.7, SW846 6010D
Analyst: ND Run ID: MA51004
Parameters: Al,Sb,As,Ba,Be,Cd,Ca,Cr,Co,Cu,Fe,Pb,Mg,Mn,Ni,K,Se,Ag,Na,Tl,V,Zn

Time	Sample Description	Istd#1	Istd#2	Istd#3	Istd#4
20:13	ZZZZZZ	1975	57913	1579	4895
20:18	ZZZZZZ	2043	59429	1598	5145
20:23	ZZZZZZ	1990	58609	1580	5107
20:29	ZZZZZZ	2022	58051	1577	5072
20:34	MA51004-CCV12	1922	56154	1504	4929
20:39	MA51004-CCB13	1983	57230	1514	5063
20:44	MP28145-MB1	1960	57952	1536	5009
20:49	MP28145-B1	1933	56696	1520	4977
20:54	MP28145-S1	2000	59433	1628	5095
20:59	MP28145-S2	1993	59980	1627	5075
21:04	JD29999-3	2056	60747	1650	5184
21:09	MP28145-SD1	1987	57892	1537	5047
21:14	ZZZZZZ	2020	58702	1569	5091
21:19	ZZZZZZ	2032	59283	1598	5046
21:24	ZZZZZZ	2020	58710	1609	5000
21:29	MA51004-CCV13	1888	55436	1480	4863
21:34	MA51004-CCB14	1981	57189	1505	5071
21:39	ZZZZZZ	1953	57335	1535	5018
21:44	ZZZZZZ	1958	57431	1539	4999
21:49	ZZZZZZ	1960	57496	1558	5016
21:54	ZZZZZZ	1957	57034	1528	5063
21:59	ZZZZZZ	1942	56552	1513	5013
22:04	ZZZZZZ	1925	55733	1509	5520
22:10	ZZZZZZ	1946	56518	1545	5199
22:15	ZZZZZZ	2078	59629	1600	5186
22:20	ZZZZZZ	1962	56756	1516	5062
22:25	MA51004-CCV14	1866	54032	1433	4822
22:30	MA51004-CCB15	1933	55910	1463	4960
22:35	ZZZZZZ	2012	58494	1566	5120
22:40	ZZZZZZ	2035	59392	1588	5098
22:45	ZZZZZZ	1995	58089	1541	5005
22:50	ZZZZZZ	2067	60446	1618	5189
22:56	MP28147-B1	1867	54283	1447	4833

INTERNAL STANDARD SUMMARY

Login Number: JD30019
Account: SESINJPB - SESI Consulting Engineers
Project: Ossining Investigation, 136-140 Croton Avnue, Ossining, NY

File ID: SF081921M1.ICP Date Analyzed: 08/19/21 Methods: EPA 200.7, SW846 6010D
Analyst: ND Run ID: MA51004
Parameters: Al,Sb,As,Ba,Be,Cd,Ca,Cr,Co,Cu,Fe,Pb,Mg,Mn,Ni,K,Se,Ag,Na,Tl,V,Zn

Time	Sample Description	Istd#1	Istd#2	Istd#3	Istd#4
23:00	MP28147-MB1	1913	55288	1442	4907
23:06	MP28147-S1	1841	54062	1438	4727
23:10	MP28147-S2	1839	54081	1424	4719
23:15	JD29922-1	1876	55331	1446	4768
23:20	MA51004-CCV15	1962	59730	1586	5040
23:25	MA51004-CCB16	2029	60325	1649	5189
23:31	MP28147-SD1	No results reported for the elements associated with this internal standard.			
23:36	ZZZZZZ	1249 !a	46650	1572	3062 !a
23:41	ZZZZZZ	1568	54665	1656	3870
23:46	ZZZZZZ	1651	55643	1601	4155
23:52	ZZZZZZ	1705	56956	1678	4102
23:57	ZZZZZZ	1918	61147	1711	4845
00:02	ZZZZZZ	1937	61813	1721	4875
00:07	ZZZZZZ	1881	60313	1733	4720
00:12	MA51004-CCV16	1947	60960	1693	5009
00:17	MA51004-CCB17	2079	61911	1692	5300
00:23	ZZZZZZ	1977	60675	1681	5040
00:28	ZZZZZZ	1909	62230	1780	4644
00:33	ZZZZZZ	2031	61901	1716	5218
00:38	ZZZZZZ	1933	60602	1692	4880
00:44	ZZZZZZ	1792	59356	1647	4602
00:49	ZZZZZZ	1776	57163	1653	4320
00:54	ZZZZZZ	1803	57285	1572	4571
00:59	ZZZZZZ	1622	54022	1571	4029
01:05	ZZZZZZ	2093	62952	1697	5338
01:10	MA51004-CCV17	1946	59857	1675	5013
01:15	MA51004-CCB18	2034	62341	1727	5213
01:20	ZZZZZZ	2077	62159	1697	5299
01:25	ZZZZZZ	2069	61954	1706	5272
01:31	ZZZZZZ	2019	62614	1718	5163
01:36	ZZZZZZ	2044	62091	1712	5228
01:41	ZZZZZZ	2054	61019	1735	5247
01:46	ZZZZZZ	2066	63068	1744	5325

INTERNAL STANDARD SUMMARY

Login Number: JD30019
Account: SESINJPB - SESI Consulting Engineers
Project: Ossining Investigation, 136-140 Croton Avnue, Ossining, NY

File ID: SF081921M1.ICP Date Analyzed: 08/19/21 Methods: EPA 200.7, SW846 6010D
Analyst: ND Run ID: MA51004
Parameters: Al,Sb,As,Ba,Be,Cd,Ca,Cr,Co,Cu,Fe,Pb,Mg,Mn,Ni,K,Se,Ag,Na,Tl,V,Zn

Time	Sample Description	Istd#1	Istd#2	Istd#3	Istd#4
01:51	ZZZZZZ	2051	61934	1722	5291
01:56	ZZZZZZ	2012	60730	1696	5174
02:02	MA51004-CCV18	1984	60641	1706	5086
02:07	MA51004-CCB19	2133	64084	1758	5432
02:12	ZZZZZZ	2114	63725	1770	5388
02:17	ZZZZZZ	1994	60803	1702	5129
02:22	ZZZZZZ	2003	62943	1718	5048
02:28	ZZZZZZ	2048	62246	1687	5246
02:33	ZZZZZZ	2002	60489	1699	5130
02:38	ZZZZZZ	1950	62092	1724	4920
02:43	ZZZZZZ	2056	61879	1701	5265
02:49	ZZZZZZ	1998	60177	1610	5120
02:54	ZZZZZZ	2077	63344	1742	5303
02:59	MA51004-CCV19	1980	60189	1679	5064
03:04	MA51004-CCB20	2108	63445	1738	5363
06:30	MA51004-CCV20	1960	61943	1734	5060
06:38	MA51004-CCB21	2099	64742	1848	5399
06:45	ZZZZZZ	2172	67367	1862	5562
06:50	MA51004-CCV21	2016	63710	1765	5185
06:54	MA51004-CCB22	2114	66095	1861	5414

R = Reference for ISTD limits. ! = Outside limits.

LEGEND:

Istd#	Parameter	Limits
Istd#1	Yttrium (2243)	70-130 %
Istd#2	Yttrium (3600)	70-130 %
Istd#3	Yttrium (3710)	70-130 %
Istd#4	Indium	70-130 %

(a) No samples reported for the elements associated with this internal standard.

BLANK RESULTS SUMMARY
Part 1 - Initial and Continuing Calibration Blanks

Login Number: JD30019
Account: SESINJPB - SESI Consulting Engineers
Project: Ossining Investigation, 136-140 Croton Avnue, Ossining, NY

File ID: SF081921M1.ICP Date Analyzed: 08/19/21 Methods: EPA 200.7, SW846 6010D
QC Limits: result < RL Run ID: MA51004 Units: ug/l

Time:			09:34		09:45		10:50		11:45	
Sample ID:			ICB1		CCB1		CCB2		CCB3	
Metal	RL	IDL	raw	final	raw	final	raw	final	raw	final
Aluminum	200	9.2	34.5	<200	9.20	<200	22.2	<200	21.5	<200
Antimony	6.0	2.8	0.500	<6.0	-0.400	<6.0	-0.100	<6.0	0.300	<6.0
Arsenic	3.0	2.6	0.100	<3.0	0.400	<3.0	0.300	<3.0	0.800	<3.0
Barium	200	.2	0.400	<200	-0.200	<200	-0.400	<200	-0.300	<200
Beryllium	1.0	.2	-0.200	<1.0	-0.100	<1.0	-0.200	<1.0	-0.300	<1.0
Bismuth	20	2.5								
Boron	100	1.8	anr							
Cadmium	3.0	.4	-0.100	<3.0	0.200	<3.0	0.300	<3.0	0.00	<3.0
Calcium	5000	13	0.600	<5000	5.40	<5000	-8.90	<5000	2.20	<5000
Cerium	100									
Chromium	10	.7	0.100	<10	0.100	<10	-0.200	<10	0.200	<10
Cobalt	50	.6	0.00	<50	0.200	<50	0.200	<50	0.00	<50
Copper	10	.7	0.100	<10	0.300	<10	0.00	<10	0.300	<10
Iron	100	3.3	1.80	<100	-0.800	<100	17.4	<100	10.9	<100
Lead	3.0	2	0.400	<3.0	-0.900	<3.0	-0.300	<3.0	0.400	<3.0
Lithium	50	1.5								
Magnesium	5000	25	47.7	<5000	5.00	<5000	117	<5000	-6.90	<5000
Manganese	15	.1	0.00	<15	0.00	<15	0.100	<15	0.00	<15
Molybdenum	20	.6	anr							
Nickel	10	.8	-0.300	<10	0.00	<10	-0.300	<10	-0.300	<10
Phosphorus	50	7								
Potassium	10000	35	-37.5	<10000	41.1	<10000	-0.600	<10000	5.30	<10000
Selenium	10	3.6	-0.300	<10	0.300	<10	0.100	<10	0.800	<10
Silicon	200	2.2								
Silver	10	.6	-0.400	<10	-0.300	<10	-0.200	<10	-0.100	<10
Sodium	10000	14	-11.1	<10000	-8.40	<10000	-9.30	<10000	-23.8	<10000
Strontium	10	.1								
Sulfur	50	3.7	anr							
Thallium	10	5.2	1.70	<10	3.90	<10	3.50	<10	2.70	<10
Tin	10	1.4	anr							
Titanium	10	.8	anr							
Tungsten	50	1.3								
Vanadium	50	.5	0.00	<50	0.00	<50	-0.100	<50	0.100	<50

BLANK RESULTS SUMMARY
Part 1 - Initial and Continuing Calibration Blanks

Login Number: JD30019
Account: SESINJPB - SESI Consulting Engineers
Project: Ossining Investigation, 136-140 Croton Avnue, Ossining, NY

File ID: SF081921M1.ICP Date Analyzed: 08/19/21 Methods: EPA 200.7, SW846 6010D
QC Limits: result < RL Run ID: MA51004 Units: ug/l

Time:			09:34		09:45		10:50		11:45	
Sample ID:			ICB1		CCB1		CCB2		CCB3	
Metal	RL	IDL	raw	final	raw	final	raw	final	raw	final
Zinc	20	.3	-1.00	<20	-1.00	<20	-1.00	<20	-1.60	<20
Zirconium	10	.5								

(*) Outside of QC limits
(anr) Analyte not requested

BLANK RESULTS SUMMARY
Part 1 - Initial and Continuing Calibration Blanks

Login Number: JD30019
Account: SESINJPB - SESI Consulting Engineers
Project: Ossining Investigation, 136-140 Croton Avnue, Ossining, NY

File ID: SF081921M1.ICP Date Analyzed: 08/19/21 Methods: EPA 200.7, SW846 6010D
QC Limits: result < RL Run ID: MA51004 Units: ug/l

Time:			12:27		13:23		14:21		15:17	
Sample ID:			CCB4		CCB5		CCB6		CCB7	
Metal	RL	IDL	raw	final	raw	final	raw	final	raw	final
Aluminum	200	9.2	22.6	<200	4.00	<200	30.9	<200	9.50	<200
Antimony	6.0	2.8	1.30	<6.0	0.400	<6.0	1.30	<6.0	-0.200	<6.0
Arsenic	3.0	2.6	1.40	<3.0	1.40	<3.0	0.500	<3.0	1.00	<3.0
Barium	200	.2	-0.300	<200	0.00	<200	-0.100	<200	-0.100	<200
Beryllium	1.0	.2	0.00	<1.0	-0.300	<1.0	-0.100	<1.0	-0.200	<1.0
Bismuth	20	2.5								
Boron	100	1.8	anr							
Cadmium	3.0	.4	-0.100	<3.0	0.00	<3.0	0.200	<3.0	0.100	<3.0
Calcium	5000	13	-3.90	<5000	2.30	<5000	0.600	<5000	-3.20	<5000
Cerium	100									
Chromium	10	.7	-0.200	<10	0.00	<10	0.100	<10	0.00	<10
Cobalt	50	.6	0.100	<50	-0.100	<50	0.200	<50	0.00	<50
Copper	10	.7	0.200	<10	0.300	<10	0.300	<10	0.300	<10
Iron	100	3.3	18.2	<100	-7.60	<100	-6.70	<100	18.0	<100
Lead	3.0	2	0.800	<3.0	0.200	<3.0	0.300	<3.0	0.100	<3.0
Lithium	50	1.5								
Magnesium	5000	25	101	<5000	-4.70	<5000	51.5	<5000	-4.00	<5000
Manganese	15	.1	0.00	<15	0.00	<15	0.00	<15	0.100	<15
Molybdenum	20	.6	anr							
Nickel	10	.8	0.200	<10	-0.300	<10	-0.200	<10	0.400	<10
Phosphorus	50	7								
Potassium	10000	35	-18.6	<10000	3.10	<10000	29.7	<10000	76.4	<10000
Selenium	10	3.6	2.30	<10	0.300	<10	-0.200	<10	1.50	<10
Silicon	200	2.2								
Silver	10	.6	-0.200	<10	-0.300	<10	-0.200	<10	-0.100	<10
Sodium	10000	14	-22.3	<10000	13.1	<10000	83.6	<10000	40.6	<10000
Strontium	10	.1								
Sulfur	50	3.7	anr							
Thallium	10	5.2	2.40	<10	4.80	<10	2.60	<10	5.30	<10
Tin	10	1.4	anr							
Titanium	10	.8	anr							
Tungsten	50	1.3								
Vanadium	50	.5	0.00	<50	-0.100	<50	-0.100	<50	-0.100	<50

BLANK RESULTS SUMMARY
Part 1 - Initial and Continuing Calibration Blanks

Login Number: JD30019
Account: SESINJPB - SESI Consulting Engineers
Project: Ossining Investigation, 136-140 Croton Avnue, Ossining, NY

File ID: SF081921M1.ICP Date Analyzed: 08/19/21 Methods: EPA 200.7, SW846 6010D
QC Limits: result < RL Run ID: MA51004 Units: ug/l

Time: / Sample ID:			12:27 CCB4		13:23 CCB5		14:21 CCB6		15:17 CCB7	
Metal	RL	IDL	raw	final	raw	final	raw	final	raw	final
Zinc	20	.3	-1.70	<20	-1.60	<20	-1.30	<20	-1.40	<20
Zirconium	10	.5								

(*) Outside of QC limits
(anr) Analyte not requested

BLANK RESULTS SUMMARY
Part 1 - Initial and Continuing Calibration Blanks

Login Number: JD30019
Account: SESINJPB - SESI Consulting Engineers
Project: Ossining Investigation, 136-140 Croton Avnue, Ossining, NY

File ID: SF081921M1.ICP Date Analyzed: 08/19/21 Methods: EPA 200.7, SW846 6010D
QC Limits: result < RL Run ID: MA51004 Units: ug/l

Time:			16:13		17:04		18:01		18:57	
Sample ID:			CCB8		CCB9		CCB10		CCB11	
Metal	RL	IDL	raw	final	raw	final	raw	final	raw	final
Aluminum	200	9.2	16.6	<200	1.30	<200	13.2	<200	30.5	<200
Antimony	6.0	2.8	0.100	<6.0	1.10	<6.0	0.400	<6.0	0.800	<6.0
Arsenic	3.0	2.6	0.200	<3.0	0.500	<3.0	0.700	<3.0	1.20	<3.0
Barium	200	.2	0.200	<200	-0.200	<200	0.100	<200	0.100	<200
Beryllium	1.0	.2	-0.300	<1.0	0.00	<1.0	-0.200	<1.0	0.00	<1.0
Bismuth	20	2.5								
Boron	100	1.8	anr							
Cadmium	3.0	.4	0.200	<3.0	0.100	<3.0	0.200	<3.0	0.100	<3.0
Calcium	5000	13	-2.20	<5000	-2.20	<5000	-4.10	<5000	3.90	<5000
Cerium	100									
Chromium	10	.7	0.00	<10	-0.200	<10	-0.100	<10	0.200	<10
Cobalt	50	.6	-0.100	<50	0.100	<50	0.200	<50	0.300	<50
Copper	10	.7	0.200	<10	1.20	<10	0.700	<10	0.500	<10
Iron	100	3.3	9.20	<100	22.7	<100	7.50	<100	8.30	<100
Lead	3.0	2	-0.200	<3.0	1.00	<3.0	-1.50	<3.0	-0.100	<3.0
Lithium	50	1.5								
Magnesium	5000	25	-3.00	<5000	41.9	<5000	-17.8	<5000	-9.10	<5000
Manganese	15	.1	0.00	<15	0.100	<15	0.100	<15	0.200	<15
Molybdenum	20	.6	anr							
Nickel	10	.8	-0.400	<10	-0.300	<10	-0.300	<10	-0.400	<10
Phosphorus	50	7								
Potassium	10000	35	40.5	<10000	18.6	<10000	23.6	<10000	55.3	<10000
Selenium	10	3.6	-0.500	<10	2.40	<10	1.20	<10	1.40	<10
Silicon	200	2.2								
Silver	10	.6	-0.100	<10	-0.100	<10	-0.400	<10	-0.100	<10
Sodium	10000	14	9.30	<10000	2.70	<10000	143	<10000	61.0	<10000
Strontium	10	.1								
Sulfur	50	3.7	anr							
Thallium	10	5.2	2.70	<10	2.40	<10	4.30	<10	1.70	<10
Tin	10	1.4	anr							
Titanium	10	.8	anr							
Tungsten	50	1.3								
Vanadium	50	.5	-0.100	<50	-0.400	<50	-0.200	<50	-0.200	<50

BLANK RESULTS SUMMARY
Part 1 - Initial and Continuing Calibration Blanks

Login Number: JD30019
Account: SESINJPB - SESI Consulting Engineers
Project: Ossining Investigation, 136-140 Croton Avnue, Ossining, NY

File ID: SF081921M1.ICP Date Analyzed: 08/19/21 Methods: EPA 200.7, SW846 6010D
QC Limits: result < RL Run ID: MA51004 Units: ug/l

Time:			16:13		17:04		18:01		18:57	
Sample ID:			CCB8		CCB9		CCB10		CCB11	
Metal	RL	IDL	raw	final	raw	final	raw	final	raw	final
Zinc	20	.3	-1.40	<20	-1.10	<20	-1.40	<20	-1.40	<20
Zirconium	10	.5								

(*) Outside of QC limits
(anr) Analyte not requested

BLANK RESULTS SUMMARY
Part 1 - Initial and Continuing Calibration Blanks

Login Number: JD30019
Account: SESINJPB - SESI Consulting Engineers
Project: Ossining Investigation, 136-140 Croton Avnue, Ossining, NY

File ID: SF081921M1.ICP Date Analyzed: 08/19/21 Methods: EPA 200.7, SW846 6010D
QC Limits: result < RL Run ID: MA51004 Units: ug/l

Time:			19:53	
Sample ID:			CCB12	
Metal	RL	IDL	raw	final
Aluminum	200	9.2	15.2	<200
Antimony	6.0	2.8	0.900	<6.0
Arsenic	3.0	2.6	0.500	<3.0
Barium	200	.2	0.00	<200
Beryllium	1.0	.2	0.100	<1.0
Bismuth	20	2.5		
Boron	100	1.8	anr	
Cadmium	3.0	.4	0.300	<3.0
Calcium	5000	13	-3.20	<5000
Cerium	100			
Chromium	10	.7	-0.100	<10
Cobalt	50	.6	0.200	<50
Copper	10	.7	0.100	<10
Iron	100	3.3	4.20	<100
Lead	3.0	2	-1.60	<3.0
Lithium	50	1.5		
Magnesium	5000	25	12.5	<5000
Manganese	15	.1	0.200	<15
Molybdenum	20	.6	anr	
Nickel	10	.8	-0.100	<10
Phosphorus	50	7		
Potassium	10000	35	69.2	<10000
Selenium	10	3.6	0.500	<10
Silicon	200	2.2		
Silver	10	.6	-0.600	<10
Sodium	10000	14	39.6	<10000
Strontium	10	.1		
Sulfur	50	3.7	anr	
Thallium	10	5.2	1.30	<10
Tin	10	1.4	anr	
Titanium	10	.8	anr	
Tungsten	50	1.3		
Vanadium	50	.5	-0.100	<50

BLANK RESULTS SUMMARY
Part 1 - Initial and Continuing Calibration Blanks

Login Number: JD30019
Account: SESINJPB - SESI Consulting Engineers
Project: Ossining Investigation, 136-140 Croton Avnue, Ossining, NY

File ID: SF081921M1.ICP Date Analyzed: 08/19/21 Methods: EPA 200.7, SW846 6010D
QC Limits: result < RL Run ID: MA51004 Units: ug/l

Time:			19:53	
Sample ID:			CCB12	
Metal	RL	IDL	raw	final
Zinc	20	.3	-1.40	<20
Zirconium	10	.5		

(*) Outside of QC limits
(anr) Analyte not requested

CALIBRATION CHECK STANDARDS SUMMARY
Initial Continuing Calibration Check

Login Number: JD30019
Account: SESINJPB - SESI Consulting Engineers
Project: Ossining Investigation, 136-140 Croton Avnue, Ossining, NY

File ID: SF081921M1.ICP Date Analyzed: 08/19/21 Methods: EPA 200.7, SW846 6010D
QC Limits: to % Recovery Run ID: MA51004 Units: ug/l

Time:		09:39	
Sample ID:	ICCV	ICCV1	
Metal	True	Results	% Rec
Aluminum	40000	39200	98.0
Antimony	2000	1950	97.5
Arsenic	2000	1950	97.5
Barium	2000	1990	99.5
Beryllium	2000	2020	101.0
Bismuth			
Boron	anr		
Cadmium	2000	1990	99.5
Calcium	40000	39800	99.5
Cerium			
Chromium	2000	2020	101.0
Cobalt	2000	2030	101.5
Copper	2000	1970	98.5
Iron	40000	40000	100.0
Lead	2000	2060	103.0
Lithium			
Magnesium	40000	39900	99.8
Manganese	2000	2060	103.0
Molybdenum	anr		
Nickel	2000	2060	103.0
Phosphorus			
Potassium	40000	38800	97.0
Selenium	2000	1970	98.5
Silicon			
Silver	250	244	97.6
Sodium	40000	39100	97.8
Strontium			
Sulfur	anr		
Thallium	2000	2050	102.5
Tin	anr		
Titanium	anr		
Tungsten			
Vanadium	2000	2000	100.0

CALIBRATION CHECK STANDARDS SUMMARY
Initial Continuing Calibration Check

Login Number: JD30019
Account: SESINJPB - SESI Consulting Engineers
Project: Ossining Investigation, 136-140 Croton Avnue, Ossining, NY

File ID: SF081921M1.ICP Date Analyzed: 08/19/21 Methods: EPA 200.7, SW846 6010D
QC Limits: to % Recovery Run ID: MA51004 Units: ug/l

Time:		09:39	
Sample ID:	ICCV	ICCV1	
Metal	True	Results	% Rec
Zinc	2000	2020	101.0
Zirconium			

(*) Outside of QC limits
(anr) Analyte not requested

CALIBRATION CHECK STANDARDS SUMMARY
Initial and Continuing Calibration Checks

Login Number: JD30019
Account: SESINJPB - SESI Consulting Engineers
Project: Ossining Investigation, 136-140 Croton Avnue, Ossining, NY

File ID: SF081921M1.ICP Date Analyzed: 08/19/21 Methods: EPA 200.7, SW846 6010D
QC Limits: 95 to 105 % Recovery Run ID: MA51004 Units: ug/l

Time:		09:21			10:45			11:40	
Sample ID:	ICV	ICV1		CCV	CCV1		CCV	CCV2	
Metal	True	Results	% Rec	True	Results	% Rec	True	Results	% Rec
Aluminum	40000	39300	98.3	40000	39900	99.8	40000	39300	98.3
Antimony	2000	1960	98.0	2000	1940	97.0	2000	1960	98.0
Arsenic	2000	1960	98.0	2000	1950	97.5	2000	1970	98.5
Barium	2000	1990	99.5	2000	2020	101.0	2000	1970	98.5
Beryllium	2000	2020	101.0	2000	2050	102.5	2000	1980	99.0
Bismuth									
Boron	anr								
Cadmium	2000	2000	100.0	2000	1990	99.5	2000	1960	98.0
Calcium	40000	39800	99.5	40000	40600	101.5	40000	40000	100.0
Cerium									
Chromium	2000	2000	100.0	2000	2010	100.5	2000	1990	99.5
Cobalt	2000	2030	101.5	2000	2040	102.0	2000	2000	100.0
Copper	2000	1960	98.0	2000	1960	98.0	2000	1940	97.0
Iron	40000	40000	100.0	40000	40600	101.5	40000	40000	100.0
Lead	2000	2060	103.0	2000	2060	103.0	2000	2020	101.0
Lithium									
Magnesium	40000	39700	99.3	40000	40400	101.0	40000	39800	99.5
Manganese	2000	2040	102.0	2000	2040	102.0	2000	2020	101.0
Molybdenum	anr								
Nickel	2000	2060	103.0	2000	2070	103.5	2000	2020	101.0
Phosphorus									
Potassium	40000	38900	97.3	40000	39400	98.5	40000	38800	97.0
Selenium	2000	1970	98.5	2000	1970	98.5	2000	1950	97.5
Silicon									
Silver	250	242	96.8	250	242	96.8	250	245	98.0
Sodium	40000	39200	98.0	40000	39500	98.8	40000	38900	97.3
Strontium									
Sulfur	anr								
Thallium	2000	2060	103.0	2000	2050	102.5	2000	2030	101.5
Tin	anr								
Titanium	anr								
Tungsten									
Vanadium	2000	1980	99.0	2000	1990	99.5	2000	1980	99.0

CALIBRATION CHECK STANDARDS SUMMARY
Initial and Continuing Calibration Checks

Login Number: JD30019
Account: SESINJPB - SESI Consulting Engineers
Project: Ossining Investigation, 136-140 Croton Avnue, Ossining, NY

File ID: SF081921M1.ICP Date Analyzed: 08/19/21 Methods: EPA 200.7, SW846 6010D
QC Limits: 95 to 105 % Recovery Run ID: MA51004 Units: ug/l

Time:		09:21			10:45			11:40	
Sample ID:	ICV	ICV1		CCV	CCV1		CCV	CCV2	
Metal	True	Results	% Rec	True	Results	% Rec	True	Results	% Rec
Zinc	2000	2020	101.0	2000	2020	101.0	2000	1990	99.5
Zirconium									

(*) Outside of QC limits
(anr) Analyte not requested

CALIBRATION CHECK STANDARDS SUMMARY
Initial and Continuing Calibration Checks

Login Number: JD30019
Account: SESINJPB - SESI Consulting Engineers
Project: Ossining Investigation, 136-140 Croton Avnue, Ossining, NY

File ID: SF081921M1.ICP Date Analyzed: 08/19/21 Methods: EPA 200.7, SW846 6010D
QC Limits: 95 to 105 % Recovery Run ID: MA51004 Units: ug/l

Time:		12:22			13:18			14:16	
Sample ID:	CCV	CCV3		CCV	CCV4		CCV	CCV5	
Metal	True	Results	% Rec	True	Results	% Rec	True	Results	% Rec
Aluminum	40000	39300	98.3	40000	39300	98.3	40000	39000	97.5
Antimony	2000	1960	98.0	2000	1980	99.0	2000	1970	98.5
Arsenic	2000	1970	98.5	2000	1980	99.0	2000	1970	98.5
Barium	2000	1960	98.0	2000	1970	98.5	2000	1950	97.5
Beryllium	2000	1980	99.0	2000	1980	99.0	2000	1960	98.0
Bismuth									
Boron	anr								
Cadmium	2000	1960	98.0	2000	1970	98.5	2000	1970	98.5
Calcium	40000	40000	100.0	40000	40100	100.3	40000	39700	99.3
Cerium									
Chromium	2000	2000	100.0	2000	1980	99.0	2000	1970	98.5
Cobalt	2000	2000	100.0	2000	2020	101.0	2000	2010	100.5
Copper	2000	1930	96.5	2000	1940	97.0	2000	1910	95.5
Iron	40000	40000	100.0	40000	40000	100.0	40000	39800	99.5
Lead	2000	2020	101.0	2000	2040	102.0	2000	2030	101.5
Lithium									
Magnesium	40000	39800	99.5	40000	39900	99.8	40000	39600	99.0
Manganese	2000	2030	101.5	2000	2020	101.0	2000	2000	100.0
Molybdenum	anr								
Nickel	2000	2020	101.0	2000	2040	102.0	2000	2040	102.0
Phosphorus									
Potassium	40000	38700	96.8	40000	38900	97.3	40000	38500	96.3
Selenium	2000	1940	97.0	2000	1960	98.0	2000	1950	97.5
Silicon									
Silver	250	244	97.6	250	244	97.6	250	241	96.4
Sodium	40000	38700	96.8	40000	38700	96.8	40000	38200	95.5
Strontium									
Sulfur	anr								
Thallium	2000	2030	101.5	2000	2030	101.5	2000	2030	101.5
Tin	anr								
Titanium	anr								
Tungsten									
Vanadium	2000	1980	99.0	2000	1970	98.5	2000	1950	97.5

CALIBRATION CHECK STANDARDS SUMMARY
Initial and Continuing Calibration Checks

Login Number: JD30019
Account: SESINJPB - SESI Consulting Engineers
Project: Ossining Investigation, 136-140 Croton Avnue, Ossining, NY

File ID: SF081921M1.ICP Date Analyzed: 08/19/21 Methods: EPA 200.7, SW846 6010D
QC Limits: 95 to 105 % Recovery Run ID: MA51004 Units: ug/l

Time:		12:22			13:18			14:16	
Sample ID:	CCV	CCV3		CCV	CCV4		CCV	CCV5	
Metal	True	Results	% Rec	True	Results	% Rec	True	Results	% Rec
Zinc	2000	1990	99.5	2000	1990	99.5	2000	2000	100.0
Zirconium									

(*) Outside of QC limits
(anr) Analyte not requested

CALIBRATION CHECK STANDARDS SUMMARY
Initial and Continuing Calibration Checks

Login Number: JD30019
Account: SESINJPB - SESI Consulting Engineers
Project: Ossining Investigation, 136-140 Croton Avnue, Ossining, NY

File ID: SF081921M1.ICP Date Analyzed: 08/19/21 Methods: EPA 200.7, SW846 6010D
QC Limits: 95 to 105 % Recovery Run ID: MA51004 Units: ug/l

Time:		15:12			16:08			17:00	
Sample ID:	CCV	CCV6		CCV	CCV7		CCV	CCV8	
Metal	True	Results	% Rec	True	Results	% Rec	True	Results	% Rec
Aluminum	40000	39300	98.3	40000	40500	101.3	40000	40200	100.5
Antimony	2000	1970	98.5	2000	1970	98.5	2000	2020	101.0
Arsenic	2000	1970	98.5	2000	1970	98.5	2000	2020	101.0
Barium	2000	1990	99.5	2000	2040	102.0	2000	2040	102.0
Beryllium	2000	2000	100.0	2000	2060	103.0	2000	2060	103.0
Bismuth									
Boron	anr								
Cadmium	2000	1990	99.5	2000	1990	99.5	2000	2030	101.5
Calcium	40000	40100	100.3	40000	41200	103.0	40000	41100	102.8
Cerium									
Chromium	2000	2020	101.0	2000	2030	101.5	2000	2060	103.0
Cobalt	2000	2030	101.5	2000	2040	102.0	2000	2090	104.5
Copper	2000	1970	98.5	2000	1970	98.5	2000	2030	101.5
Iron	40000	40000	100.0	40000	41100	102.8	40000	41100	102.8
Lead	2000	2060	103.0	2000	2060	103.0	2000	2100	105.0
Lithium									
Magnesium	40000	39900	99.8	40000	41000	102.5	40000	40900	102.3
Manganese	2000	2050	102.5	2000	2060	103.0	2000	2110	105.5
Molybdenum	anr								
Nickel	2000	2060	103.0	2000	2070	103.5	2000	2090	104.5
Phosphorus									
Potassium	40000	38900	97.3	40000	40000	100.0	40000	39600	99.0
Selenium	2000	1960	98.0	2000	1970	98.5	2000	2030	101.5
Silicon									
Silver	250	245	98.0	250	247	98.8	250	253	101.2
Sodium	40000	38700	96.8	40000	39800	99.5	40000	39600	99.0
Strontium									
Sulfur	anr								
Thallium	2000	2050	102.5	2000	2050	102.5	2000	2120	106.0
Tin	anr								
Titanium	anr								
Tungsten									
Vanadium	2000	2000	100.0	2000	2000	100.0	2000	2060	103.0

CALIBRATION CHECK STANDARDS SUMMARY
Initial and Continuing Calibration Checks

Login Number: JD30019
Account: SESINJPB - SESI Consulting Engineers
Project: Ossining Investigation, 136-140 Croton Avnue, Ossining, NY

File ID: SF081921M1.ICP Date Analyzed: 08/19/21 Methods: EPA 200.7, SW846 6010D
QC Limits: 95 to 105 % Recovery Run ID: MA51004 Units: ug/l

Time:		15:12			16:08			17:00	
Sample ID:	CCV	CCV6		CCV	CCV7		CCV	CCV8	
Metal	True	Results	% Rec	True	Results	% Rec	True	Results	% Rec
Zinc	2000	2010	100.5	2000	2020	101.0	2000	2060	103.0
Zirconium									

(*) Outside of QC limits
(anr) Analyte not requested

CALIBRATION CHECK STANDARDS SUMMARY
Initial and Continuing Calibration Checks

Login Number: JD30019
Account: SESINJPB - SESI Consulting Engineers
Project: Ossining Investigation, 136-140 Croton Avnue, Ossining, NY

File ID: SF081921M1.ICP Date Analyzed: 08/19/21 Methods: EPA 200.7, SW846 6010D
QC Limits: 95 to 105 % Recovery Run ID: MA51004 Units: ug/l

Time:		17:56			18:52			19:48	
Sample ID:	CCV	CCV9		CCV	CCV10		CCV	CCV11	
Metal	True	Results	% Rec	True	Results	% Rec	True	Results	% Rec
Aluminum	40000	39100	97.8	40000	39100	97.8	40000	39900	99.8
Antimony	2000	1970	98.5	2000	1990	99.5	2000	2030	101.5
Arsenic	2000	1980	99.0	2000	2010	100.5	2000	2030	101.5
Barium	2000	1980	99.0	2000	1990	99.5	2000	2040	102.0
Beryllium	2000	2010	100.5	2000	2020	101.0	2000	2030	101.5
Bismuth									
Boron	anr								
Cadmium	2000	1970	98.5	2000	1980	99.0	2000	2020	101.0
Calcium	40000	40200	100.5	40000	40600	101.5	40000	40700	101.8
Cerium									
Chromium	2000	2030	101.5	2000	2070	103.5	2000	2040	102.0
Cobalt	2000	2040	102.0	2000	2060	103.0	2000	2080	104.0
Copper	2000	1970	98.5	2000	2000	100.0	2000	2010	100.5
Iron	40000	40100	100.3	40000	40300	100.8	40000	40500	101.3
Lead	2000	2050	102.5	2000	2080	104.0	2000	2090	104.5
Lithium									
Magnesium	40000	40200	100.5	40000	40000	100.0	40000	40200	100.5
Manganese	2000	2060	103.0	2000	2080	104.0	2000	2070	103.5
Molybdenum	anr								
Nickel	2000	2050	102.5	2000	2070	103.5	2000	2100	105.0
Phosphorus									
Potassium	40000	38700	96.8	40000	38600	96.5	40000	39200	98.0
Selenium	2000	1960	98.0	2000	1990	99.5	2000	2010	100.5
Silicon									
Silver	250	245	98.0	250	248	99.2	250	249	99.6
Sodium	40000	38000	95.0	40000	37800	94.5	40000	38700	96.8
Strontium									
Sulfur	anr								
Thallium	2000	2050	102.5	2000	2090	104.5	2000	2100	105.0
Tin	anr								
Titanium	anr								
Tungsten									
Vanadium	2000	2010	100.5	2000	2060	103.0	2000	2020	101.0

CALIBRATION CHECK STANDARDS SUMMARY
Initial and Continuing Calibration Checks

Login Number: JD30019
Account: SESINJPB - SESI Consulting Engineers
Project: Ossining Investigation, 136-140 Croton Avnue, Ossining, NY

File ID: SF081921M1.ICP Date Analyzed: 08/19/21 Methods: EPA 200.7, SW846 6010D
QC Limits: 95 to 105 % Recovery Run ID: MA51004 Units: ug/l

Time:		17:56			18:52			19:48	
Sample ID:	CCV	CCV9		CCV	CCV10		CCV	CCV11	
Metal	True	Results	% Rec	True	Results	% Rec	True	Results	% Rec
Zinc	2000	2020	101.0	2000	2050	102.5	2000	2030	101.5
Zirconium									

(*) Outside of QC limits
(anr) Analyte not requested

HIGH STANDARD CHECK SUMMARY

Login Number: JD30019
Account: SESINJPB - SESI Consulting Engineers
Project: Ossining Investigation, 136-140 Croton Avnue, Ossining, NY

File ID: SF081921M1.ICP Date Analyzed: 08/19/21 Methods: EPA 200.7, SW846 6010D
QC Limits: 90 to 110 % Recovery Run ID: MA51004 Units: ug/l

Time:		10:14			10:19	
Sample ID:	HSTD	HSTD1		HSTD	HSTD2	
Metal	True	Results	% Rec	True	Results	% Rec
Aluminum				300000	298000	99.3
Antimony	8000	7790	97.4			
Arsenic	8000	7800	97.5			
Barium	8000	8030	100.4			
Beryllium	8000	8110	101.4			
Bismuth						
Boron	anr					
Cadmium	8000	7890	98.6			
Calcium				200000	193000	96.5
Cerium						
Chromium	8000	8290	103.6			
Cobalt	8000	8250	103.1			
Copper	8000	7910	98.9			
Iron				200000	195000	97.5
Lead	8000	8230	102.9			
Lithium						
Magnesium				300000	299000	99.7
Manganese	8000	8110	101.4			
Molybdenum	anr					
Nickel	8000	8270	103.4			
Phosphorus						
Potassium				200000	204000	102.0
Selenium	8000	7870	98.4			
Silicon						
Silver	625	597	95.5			
Sodium				200000	202000	101.0
Strontium						
Sulfur	anr					
Thallium	8000	8140	101.8			
Tin	anr					
Titanium	anr					
Tungsten						
Vanadium	8000	8080	101.0			

HIGH STANDARD CHECK SUMMARY

Login Number: JD30019
Account: SESINJPB - SESI Consulting Engineers
Project: Ossining Investigation, 136-140 Croton Avnue, Ossining, NY

File ID: SF081921M1.ICP Date Analyzed: 08/19/21 Methods: EPA 200.7, SW846 6010D
QC Limits: 90 to 110 % Recovery Run ID: MA51004 Units: ug/l

Time:		10:14			10:19	
Sample ID:	HSTD	HSTD1		HSTD	HSTD2	
Metal	True	Results	% Rec	True	Results	% Rec
Zinc	8000	8240	103.0			
Zirconium						

(*) Outside of QC limits
(anr) Analyte not requested

LOW CALIBRATION CHECK STANDARDS SUMMARY

Login Number: JD30019
Account: SESINJPB - SESI Consulting Engineers
Project: Ossining Investigation, 136-140 Croton Avnue, Ossining, NY

File ID: SF081921M1.ICP Date Analyzed: 08/19/21 Methods: EPA 200.7, SW846 6010D
QC Limits: CRI 80-120% CRIA 80-120% Run ID: MA51004 Units: ug/l

Time:				09:59		10:34		12:06	
Sample ID:	CRI	CRIA	CRID	CRID1		CRI2		CRI3	
Metal	True	True	True	Results	% Rec	Results	% Rec	Results	% Rec
Aluminum	200	500	100			238	119.0	211	105.5
Antimony	6.0	20	3.0			6.50	108.3	6.50	108.3
Arsenic	8.0	20	3.0	3.40	113.3	8.10	101.3	8.10	101.3
Barium	200		4.0	4.30	107.5	197	98.5	197	98.5
Beryllium	2.0		1.0	1.00	100.0	2.00	100.0	1.80	90.0
Bismuth	20								
Boron	100		10						
Cadmium	3.0		1.0	1.20	120.0	2.80	93.3	3.00	100.0
Calcium	5000	2000	1000	1040	104.0	5050	101.0	5060	101.2
Cerium									
Chromium	10		2.0	1.90	95.0	10.1	101.0	9.70	97.0
Cobalt	50		3.0	3.20	106.7	50.7	101.4	50.9	101.8
Copper	10		2.0			9.30	93.0	9.80	98.0
Iron	100	500				108	108.0	120	120.0
Lead	3.0	20	2.5			3.50	116.7	3.10	103.3
Lithium	50								
Magnesium	5000	2000	100			5050	101.0	4990	99.8
Manganese	15		3.0	3.20	106.7	15.3	102.0	15.3	102.0
Molybdenum	20								
Nickel	10		4.0	4.00	100.0	9.90	99.0	10.4	104.0
Phosphorus	50								
Potassium	5000		2000	1960	98.0	4770	95.4	4750	95.0
Selenium	10	20	5.0	5.70	114.0	10.7	107.0	9.70	97.0
Silicon	200								
Silver	5.0		2.0			4.90	98.0	4.90	98.0
Sodium	5000		1000	979	97.9	4810	96.2	4790	95.8
Strontium	10								
Sulfur	50								
Thallium	10		2.0			8.30	83.0	8.50	85.0
Tin	10								
Titanium	10								
Tungsten	50								
Vanadium	50		2.0	2.10	105.0	47.9	95.8	48.2	96.4

LOW CALIBRATION CHECK STANDARDS SUMMARY

Login Number: JD30019
Account: SESINJPB - SESI Consulting Engineers
Project: Ossining Investigation, 136-140 Croton Avnue, Ossining, NY

File ID: SF081921M1.ICP Date Analyzed: 08/19/21 Methods: EPA 200.7, SW846 6010D
QC Limits: CRI 80-120% CRIA 80-120% Run ID: MA51004 Units: ug/l

Time:				09:59		10:34		12:06	
Sample ID:	CRI	CRIA	CRID	CRID1		CRI2		CRI3	
Metal	True	True	True	Results	% Rec	Results	% Rec	Results	% Rec
Zinc	20		10	9.70	97.0	18.4	92.0	19.4	97.0
Zirconium	10								

(*) Outside of QC limits
(anr) Analyte not requested

INTERFERING ELEMENT CHECK STANDARDS SUMMARY
Part 1 - ICSA and ICSAB Standards

Login Number: JD30019
Account: SESINJPB - SESI Consulting Engineers
Project: Ossining Investigation, 136-140 Croton Avnue, Ossining, NY

File ID: SF081921M1.ICP Date Analyzed: 08/19/21 Methods: EPA 200.7, SW846 6010D
QC Limits: 80 to 120 % Recovery Run ID: MA51004 Units: ug/l

Time:			10:04		10:09		12:12		12:17	
Sample ID:	ICSA	ICSAB	ICSA1		ICSAB1		ICSA2		ICSAB2	
Metal	True	True	Results	% Rec	Results	% Rec	Results	% Rec	Results	% Rec
Aluminum	500000	500000	505000	101.0	494000	98.8	505000	101.0	492000	98.4
Antimony		1000	-3.90		1000	100.0	-1.30		1010	101.0
Arsenic		1000	0.800		986	98.6	1.10		993	99.3
Barium		500	2.60		510	102.0	3.10		512	102.4
Beryllium		500	0.300		506	101.2	0.300		503	100.6
Bismuth		500	-4.70		502	100.4	-5.60		505	101.0
Boron		500	3.80		509	101.8	2.40		513	102.6
Cadmium		1000	1.50		1060	106.0	1.40		1060	106.0
Calcium	400000	400000	389000	97.3	383000	95.8	391000	97.8	383000	95.8
Cerium			80.4				80.4			
Chromium		500	-2.00		490	98.0	-1.70		487	97.4
Cobalt		500	2.10		489	97.8	1.70		491	98.2
Copper		500	-2.50		541	108.2	-2.40		535	107.0
Iron	200000	200000	203000	101.5	195000	97.5	204000	102.0	194000	97.0
Lead		1000	1.40		986	98.6	-1.90		990	99.0
Lithium		500	-3.50		487	97.4	-5.20		478	95.6
Magnesium	500000	500000	506000	101.2	499000	99.8	507000	101.4	497000	99.4
Manganese		500	-7.10		524	104.8	-7.20		521	104.2
Molybdenum		500	3.30		470	94.0	3.50		474	94.8
Nickel		1000	2.10		987	98.7	1.30		989	98.9
Phosphorus		500	11.6		495	99.0	11.3		501	100.2
Potassium			84.2		-22.2		20.1		3.60	
Selenium		1000	-3.30		926	92.6	-3.80		934	93.4
Silicon		500	-11.2		500	100.0	-11.6		501	100.2
Silver		1000	-0.200		1000	100.0	-0.800		992	99.2
Sodium			29.5		113		7.20		61.2	
Strontium		500	-1.60		502	100.4	-1.80		501	100.2
Sulfur		500	13.9		485	97.0	8.40		490	98.0
Thallium		1000	4.60		934	93.4	1.00		943	94.3
Tin		500	-0.400		485	97.0	0.600		488	97.6
Titanium		500	-3.10		499	99.8	-3.50		494	98.8
Tungsten		500	3.60		491	98.2	11.7		498	99.6
Vanadium		500	2.70		503	100.6	2.70		500	100.0

INTERFERING ELEMENT CHECK STANDARDS SUMMARY
Part 1 - ICSA and ICSAB Standards

Login Number: JD30019
Account: SESINJPB - SESI Consulting Engineers
Project: Ossining Investigation, 136-140 Croton Avnue, Ossining, NY

File ID: SF081921M1.ICP Date Analyzed: 08/19/21 Methods: EPA 200.7, SW846 6010D
QC Limits: 80 to 120 % Recovery Run ID: MA51004 Units: ug/l

Time:			10:04		10:09		12:12		12:17	
Sample ID:	ICSA	ICSAB	ICSA1		ICSAB1		ICSA2		ICSAB2	
Metal	True	True	Results	% Rec	Results	% Rec	Results	% Rec	Results	% Rec
Zinc		1000	7.00		1000	100.0	6.90		1010	101.0
Zirconium		500			461	92.2	9.80		455	91.0

(*) Outside of QC limits
(anr) Analyte not requested

SGS Instrument Runlog
Inorganics Analyses

Login Number: JD30019
Account: SESINJPB - SESI Consulting Engineers
Project: Ossining Investigation, 136-140 Croton Avnue, Ossining, NY

File ID: SE082321M1.ICP Date Analyzed: 08/23/21 Methods: EPA 200.7, SW846 6010D
Analyst: ND Run ID: MA51015
Parameters: Sb,As,Be,Cd,Ca,Co,Cu,Fe,Pb,Mg,Mn,Se,Ag,Tl

Time	Sample Description	Dilution Factor	PS Recov	Comments
08:56	MA51015-STD1	1		STDA
09:01	MA51015-STD2	1		STDB
09:06	ZZZZZZ	1		
09:11	ZZZZZZ	1		
09:16	ZZZZZZ	1		
09:21	MA51015-ICV1	1		
09:27	MA51015-ICB1	1		
09:33	MA51015-ICCV1	1		
09:40	MA51015-CCB1	1		
09:45	MA51015-CRI1	1		
09:50	MA51015-CRID1	1		
09:55	ZZZZZZ	1		
10:01	ZZZZZZ	1		
10:07	MA51015-ICSA1	1		
10:12	MA51015-ICSAB1	1		
10:17	MA51015-HSTD1	1		
10:22	MA51015-HSTD2	1		
10:27	ZZZZZZ	1		
10:33	ZZZZZZ	1		
10:38	MA51015-CCV1	1		
10:43	MA51015-CCB2	1		
10:48	ZZZZZZ	1		
10:53	ZZZZZZ	1		
10:58	ZZZZZZ	1		
11:03	ZZZZZZ	1		
11:09	ZZZZZZ	1		
11:14	ZZZZZZ	1		
11:19	MP28125-LC2	1		
11:24	ZZZZZZ	1		
11:29	MP28125-LC1	1		
11:34	MA51015-CCV2	1		
11:38	MA51015-CCB3	1		
11:44	ZZZZZZ	1		

SGS Instrument Runlog
Inorganics Analyses

Login Number: JD30019
Account: SESINJPB - SESI Consulting Engineers
Project: Ossining Investigation, 136-140 Croton Avnue, Ossining, NY

File ID: SE082321M1.ICP Date Analyzed: 08/23/21 Methods: EPA 200.7, SW846 6010D
Analyst: ND Run ID: MA51015
Parameters: Sb,As,Be,Cd,Ca,Co,Cu,Fe,Pb,Mg,Mn,Se,Ag,Tl

Time	Sample Description	Dilution Factor	PS Recov	Comments
11:49	ZZZZZZ	1		
11:54	ZZZZZZ	1		
11:58	ZZZZZZ	1		
12:03	ZZZZZZ	1		
12:08	ZZZZZZ	5		
12:13	ZZZZZZ	1		
12:18	ZZZZZZ	1		
12:24	MA51015-CCV3	1		
12:28	MA51015-CCB4	1		
12:34	ZZZZZZ	1		
12:39	ZZZZZZ	1		
12:44	ZZZZZZ	1		
12:49	ZZZZZZ	1		
12:54	ZZZZZZ	1		
12:59	MP28148-S1	10		
13:04	MP28148-S2	10		
13:09	JD29972-1	10		(sample used for QC only; not part of login JD30019)
13:14	MP28148-SD1	100		
13:19	MA51015-CCV4	1		
13:24	MA51015-CCB5	1		
13:29	ZZZZZZ	10		
13:34	ZZZZZZ	10		
13:39	ZZZZZZ	1		
13:44	ZZZZZZ	1		
13:50	ZZZZZZ	1		
13:56	ZZZZZZ	1		
14:01	ZZZZZZ	1		
14:05	MP28145-S1	5		
14:10	MP28145-S2	5		
14:15	MA51015-CCV5	1		
14:20	MA51015-CCB6	1		
14:25	JD29999-3	5		(sample used for QC only; not part of login JD30019)
14:30	MP28145-SD1	25		

SGS Instrument Runlog
Inorganics Analyses

Login Number: JD30019
Account: SESINJPB - SESI Consulting Engineers
Project: Ossining Investigation, 136-140 Croton Avnue, Ossining, NY

File ID: SE082321M1.ICP Date Analyzed: 08/23/21 Methods: EPA 200.7, SW846 6010D
Analyst: ND Run ID: MA51015
Parameters: Sb,As,Be,Cd,Ca,Co,Cu,Fe,Pb,Mg,Mn,Se,Ag,Tl

Time	Sample Description	Dilution Factor	PS Recov	Comments
14:35	MP28145-PS1	1		needs S
14:40	MP28145-PS1	5		
14:45	ZZZZZZ	5		
14:50	ZZZZZZ	2		
14:55	ZZZZZZ	2		
15:00	ZZZZZZ	2		
15:05	ZZZZZZ	1		
15:11	MA51015-CCV6	1		
15:15	MA51015-CCB7	1		
15:20	ZZZZZZ	1		
15:26	ZZZZZZ	1		
15:31	ZZZZZZ	1		
15:36	ZZZZZZ	2		
15:41	ZZZZZZ	2		
15:46	ZZZZZZ	2		
15:50	ZZZZZZ	2		
15:55	ZZZZZZ	1		
16:01	ZZZZZZ	500		
16:06	MA51015-CCV7	1		
16:11	MA51015-CCB8	1		
16:16	ZZZZZZ	1		
16:21	ZZZZZZ	1		
16:26	MP28146-S1	5		
16:31	MP28146-S2	5		
16:35	JD30038-6	5		(sample used for QC only; not part of login JD30019)
16:40	MP28146-SD1	25		
16:46	MA51015-CCV8	1		
16:50	MA51015-CCB9	1		
16:56	MP28146-PS1	1		
17:01	MP28146-PS1	5		
17:05	JD30019-1	2		
17:10	JD30019-2	5		
17:15	JD30019-3	2		

SGS Instrument Runlog
Inorganics Analyses

Login Number: JD30019
Account: SESINJPB - SESI Consulting Engineers
Project: Ossining Investigation, 136-140 Croton Avnue, Ossining, NY

File ID: SE082321M1.ICP Date Analyzed: 08/23/21 Methods: EPA 200.7, SW846 6010D
Analyst: ND Run ID: MA51015
Parameters: Sb,As,Be,Cd,Ca,Co,Cu,Fe,Pb,Mg,Mn,Se,Ag,Tl

	Time	Sample Description	Dilution Factor	PS Recov	Comments
	17:20	JD30019-4	2		
	17:25	JD30019-5	2		
	17:31	JD30019-6	2		
---------->		Last reportable sample/prep for job JD30019			
	17:36	ZZZZZZ	2		
	17:41	ZZZZZZ	5		
	17:46	MA51015-CCV9	1		
	17:51	MA51015-CCB10	1		
---------->		Last reportable CCB for job JD30019			
	17:56	ZZZZZZ	5		
	18:01	ZZZZZZ	5		
	18:06	ZZZZZZ	5		
	18:11	ZZZZZZ	2		
	18:16	ZZZZZZ	5		
	18:21	MP28177-B1	1		
	18:26	MP28177-MB1	1		
	18:31	MP28177-S1	1		PB high
	18:36	MP28177-S2	1		PB high
	18:40	JD29693-19	1		(sample used for QC only; not part of login JD30019)
	18:45	MA51015-CCV10	1		
	18:50	MA51015-CCB11	1		
	18:55	MP28177-SD1	5		PB high
	19:00	MP28177-PS1	1		
	19:05	ZZZZZZ	1		
	19:10	ZZZZZZ	1		
	19:15	ZZZZZZ	1		
	19:20	ZZZZZZ	1		
	19:25	ZZZZZZ	1		
	19:30	ZZZZZZ	1		
	19:35	ZZZZZZ	1		
	19:40	ZZZZZZ	1		
	19:45	MA51015-CCV11	1		
	19:49	MA51015-CCB12	1		
	19:55	ZZZZZZ	1		
	20:00	ZZZZZZ	1		

SGS Instrument Runlog
Inorganics Analyses

Login Number: JD30019
Account: SESINJPB - SESI Consulting Engineers
Project: Ossining Investigation, 136-140 Croton Avnue, Ossining, NY

File ID: SE082321M1.ICP Date Analyzed: 08/23/21 Methods: EPA 200.7, SW846 6010D
Analyst: ND Run ID: MA51015
Parameters: Sb,As,Be,Cd,Ca,Co,Cu,Fe,Pb,Mg,Mn,Se,Ag,Tl

Time	Sample Description	Dilution Factor	PS Recov	Comments
20:05	ZZZZZZ	1		
20:10	ZZZZZZ	1		
20:15	ZZZZZZ	1		
20:20	ZZZZZZ	1		
20:24	ZZZZZZ	1		
20:29	ZZZZZZ	1		
20:34	ZZZZZZ	1		
20:39	ZZZZZZ	1		
20:44	MA51015-CCV12	1		
20:49	MA51015-CCB13	1		
20:54	ZZZZZZ	1		
21:00	ZZZZZZ	5		
21:05	ZZZZZZ	1		
21:10	MP28171-B1	1		
21:15	MP28171-S1	1		
21:19	MP28171-S2	1		
21:24	JD29916-1F	1		(sample used for QC only; not part of login JD30019)
21:29	MP28171-SD1	5		
21:34	ZZZZZZ	1		
21:40	ZZZZZZ	1		
21:45	MA51015-CCV13	1		
21:50	MA51015-CCB14	1		
21:55	ZZZZZZ	1		
22:00	ZZZZZZ	1		
22:05	ZZZZZZ	1		
22:11	ZZZZZZ	50		
22:16	ZZZZZZ	50		
22:21	ZZZZZZ	50		
22:26	ZZZZZZ	50		
22:31	MA51015-CCV14	1		
22:36	MA51015-CCB15	1		
22:41	MP28196-MB1	1		
22:46	MP28196-MB2	1		

SGS Instrument Runlog
Inorganics Analyses

Login Number: JD30019
Account: SESINJPB - SESI Consulting Engineers
Project: Ossining Investigation, 136-140 Croton Avnue, Ossining, NY

File ID: SE082321M1.ICP Date Analyzed: 08/23/21 Methods: EPA 200.7, SW846 6010D
Analyst: ND Run ID: MA51015
Parameters: Sb,As,Be,Cd,Ca,Co,Cu,Fe,Pb,Mg,Mn,Se,Ag,Tl

Time	Sample Description	Dilution Factor	PS Recov	Comments
22:51	MP28196-B1	1		
22:56	MP28196-B3	1		
23:01	MP28196-S1	1		Na high
23:06	MP28196-S2	1		Na high
23:11	JD30208-1	1		(sample used for QC only; not part of login JD30019)
23:16	MP28196-SD1	5		Na high
23:21	ZZZZZZ	1		
23:26	MA51015-CCV15	1		
23:31	MA51015-CCB16	1		
23:36	ZZZZZZ	1		
23:42	ZZZZZZ	1		
23:47	ZZZZZZ	1		
23:52	ZZZZZZ	50		
23:57	ZZZZZZ	50		
00:02	ZZZZZZ	50		
00:07	ZZZZZZ	50		
00:13	MA51015-CCV16	1		
00:17	MA51015-CCB17	1		
00:23	MP28171-MB1	1		
00:28	MP28176-B1	1		
00:33	MP28176-MB1	1		
00:38	MP28176-B2	1		
00:43	MP28176-S1	1		
00:47	MP28176-S2	1		
00:52	JD30057-3	1		(sample used for QC only; not part of login JD30019)
00:57	MP28176-SD1	5		
01:02	MA51015-CCV17	1		
01:07	MA51015-CCB18	1		
01:12	ZZZZZZ	1		
01:17	ZZZZZZ	1		
01:23	ZZZZZZ	1		
01:28	ZZZZZZ	1		
01:33	ZZZZZZ	1		

SGS Instrument Runlog
Inorganics Analyses

Login Number: JD30019
Account: SESINJPB - SESI Consulting Engineers
Project: Ossining Investigation, 136-140 Croton Avnue, Ossining, NY

File ID: SE082321M1.ICP Date Analyzed: 08/23/21 Methods: EPA 200.7, SW846 6010D
Analyst: ND Run ID: MA51015
Parameters: Sb,As,Be,Cd,Ca,Co,Cu,Fe,Pb,Mg,Mn,Se,Ag,Tl

Time	Sample Description	Dilution Factor	PS Recov	Comments
01:38	ZZZZZZ	1		
01:43	ZZZZZZ	1		
01:48	ZZZZZZ	1		
01:53	ZZZZZZ	1		
01:58	ZZZZZZ	1		
02:03	MA51015-CCV18	1		
02:08	MA51015-CCB19	1		
02:13	ZZZZZZ	1		
02:19	ZZZZZZ	1		
02:24	ZZZZZZ	1		
02:29	ZZZZZZ	1		
02:34	ZZZZZZ	1		
02:39	ZZZZZZ	1		
02:44	ZZZZZZ	1		
02:49	MP28196-MB1	1		
02:54	MP28174-MB1	1		
03:00	MP28174-B1	1		
03:04	MA51015-CCV19	1		
03:09	MA51015-CCB20	1		
03:14	MP28174-S1	1		
03:19	MP28174-S2	1		
03:24	JD30036-1	1		(sample used for QC only; not part of login JD30019)
03:29	MP28174-SD1	5		
03:34	ZZZZZZ	1		
03:39	ZZZZZZ	1		
03:44	ZZZZZZ	1		
03:49	ZZZZZZ	1		
03:55	ZZZZZZ	1		
04:00	ZZZZZZ	1		
04:05	MA51015-CCV20	1		
04:10	MA51015-CCB21	1		
04:15	ZZZZZZ	1		
04:20	ZZZZZZ	1		

SGS Instrument Runlog
Inorganics Analyses

Login Number: JD30019
Account: SESINJPB - SESI Consulting Engineers
Project: Ossining Investigation, 136-140 Croton Avnue, Ossining, NY

File ID: SE082321M1.ICP Date Analyzed: 08/23/21 Methods: EPA 200.7, SW846 6010D
Analyst: ND Run ID: MA51015
Parameters: Sb,As,Be,Cd,Ca,Co,Cu,Fe,Pb,Mg,Mn,Se,Ag,Tl

Time	Sample Description	Dilution Factor	PS Recov	Comments
04:26	ZZZZZZ	1		
04:31	ZZZZZZ	1		
04:37	ZZZZZZ	1		
04:42	ZZZZZZ	1		
04:47	ZZZZZZ	1		
04:52	ZZZZZZ	1		
04:57	ZZZZZZ	1		
05:03	MA51015-CCV21	1		
05:07	MA51015-CCB22	1		
05:13	ZZZZZZ	1		
05:18	ZZZZZZ	10		
05:23	ZZZZZZ	2		
05:28	ZZZZZZ	1		
05:33	ZZZZZZ	1		
05:38	ZZZZZZ	2		
05:43	ZZZZZZ	5		
05:49	ZZZZZZ	2		
05:54	MP28097-MB1	1		
05:59	MP28097-B1	1		
06:04	MA51015-CCV22	1		
06:08	MA51015-CCB23	1		
06:14	MP28097-S1	1		
06:19	MP28097-S2	1		
06:24	JD29838-1	1		(sample used for QC only; not part of login JD30019)
06:29	MP28097-SD1	5		
06:34	ZZZZZZ	1		
06:39	ZZZZZZ	500		
06:44	ZZZZZZ	1		
06:49	ZZZZZZ	10		
06:55	ZZZZZZ	1		
07:00	MA51015-CCV23	1		
07:04	MA51015-CCB24	1		
07:10	ZZZZZZ	1		

SGS Instrument Runlog
Inorganics Analyses

Login Number: JD30019
Account: SESINJPB - SESI Consulting Engineers
Project: Ossining Investigation, 136-140 Croton Avnue, Ossining, NY

File ID: SE082321M1.ICP Date Analyzed: 08/23/21 Methods: EPA 200.7, SW846 6010D
Analyst: ND Run ID: MA51015
Parameters: Sb,As,Be,Cd,Ca,Co,Cu,Fe,Pb,Mg,Mn,Se,Ag,Tl

Time	Sample Description	Dilution Factor	PS Recov	Comments
07:15	ZZZZZZ	1		
07:20	MP28116-S1	2		
07:24	MP28116-S2	2		
07:29	JD29867-1	2		(sample used for QC only; not part of login JD30019)
07:34	MP28116-SD1	10		
07:39	ZZZZZZ	2		
07:45	ZZZZZZ	2		
07:50	ZZZZZZ	2		
07:55	MA51015-CCV24	1		
08:00	MA51015-CCB25	1		
08:05	ZZZZZZ	2		
08:10	ZZZZZZ	2		
08:15	ZZZZZZ	2		
08:20	ZZZZZZ	2		
08:25	ZZZZZZ	2		
08:30	MA51015-CCV25	1		
08:35	MA51015-CCB26	1		
08:40	ZZZZZZ	1		
08:45	ZZZZZZ	1		
08:51	ZZZZZZ	1		
08:56	ZZZZZZ	1		
09:01	ZZZZZZ	1		

Refer to raw data for calibration curve and standards.

REPORTED ELEMENTS SUMMARY

Login Number: JD30019
Account: SESINJPB - SESI Consulting Engineers
Project: Ossining Investigation, 136-140 Croton Avnue, Ossining, NY

File ID: SE082321M1.ICP Date Analyzed: 08/23/21 Methods: EPA 200.7, SW846 6010D
Analyst: ND Run ID: MA51015
Parameters: Sb,As,Be,Cd,Ca,Co,Cu,Fe,Pb,Mg,Mn,Se,Ag,Tl

Time	Sample Description	Dilution	Element:	Sb	As	Be	Cd	Ca	Co	Cu	Fe	Pb	Mg	Mn	Se	Ag	Tl
09:06	ZZZZZZ	1															
09:11	ZZZZZZ	1															
09:16	ZZZZZZ	1															
09:21	MA51015-ICV1	1		X	X	X	X	X	X	X	X	X	X	X	X	X	X
09:27	MA51015-ICB1	1		X	X	X	X	X	X	X	X	X	X	X	X	X	X
09:33	MA51015-ICCV1	1		X	X	X	X	X	X	X	X	X	X	X	X	X	X
09:40	MA51015-CCB1	1		X	X	X	X	X	X	X	X	X	X	X	X	X	X
09:45	MA51015-CRI1	1		X	X	X	X	X	X	X	X	X	X	X	X	X	X
09:50	MA51015-CRID1	1		X	X	X	X	X	X	X	X	X	X	X	X	X	X
09:55	ZZZZZZ	1															
10:01	ZZZZZZ	1															
10:07	MA51015-ICSA1	1		X	X	X	X	X	X	X	X	X	X	X	X	X	X
10:12	MA51015-ICSAB1	1		X	X	X	X	X	X	X	X	X	X	X	X	X	X
10:17	MA51015-HSTD1	1		X	X	X	X	X	X	X	X	X	X	X	X	X	X
10:22	MA51015-HSTD2	1		X	X	X	X	X	X	X	X	X	X	X	X	X	X
10:27	ZZZZZZ	1															
10:33	ZZZZZZ	1															
10:38	MA51015-CCV1	1		X	X	X	X	X	X	X	X	X	X	X	X	X	X
10:43	MA51015-CCB2	1		X	X	X	X	X	X	X	X	X	X	X	X	X	X
10:48	ZZZZZZ	1															
10:53	ZZZZZZ	1															
10:58	ZZZZZZ	1															
11:03	ZZZZZZ	1															
11:09	ZZZZZZ	1															
11:14	ZZZZZZ	1															
11:19	MP28125-LC2	1															
11:24	ZZZZZZ	1															
11:29	MP28125-LC1	1															
11:34	MA51015-CCV2	1		X	X	X	X	X	X	X	X	X	X	X	X	X	X
11:38	MA51015-CCB3	1		X	X	X	X	X	X	X	X	X	X	X	X	X	X
11:44	ZZZZZZ	1															
11:49	ZZZZZZ	1															
11:54	ZZZZZZ	1															
			Element:	Sb	As	Be	Cd	Ca	Co	Cu	Fe	Pb	Mg	Mn	Se	Ag	Tl

REPORTED ELEMENTS SUMMARY

Login Number: JD30019
Account: SESINJPB - SESI Consulting Engineers
Project: Ossining Investigation, 136-140 Croton Avnue, Ossining, NY

File ID: SE082321M1.ICP Date Analyzed: 08/23/21 Methods: EPA 200.7, SW846 6010D
Analyst: ND Run ID: MA51015
Parameters: Sb,As,Be,Cd,Ca,Co,Cu,Fe,Pb,Mg,Mn,Se,Ag,Tl

Time	Sample Description	Element: Dilution	Sb	As	Be	Cd	Ca	Co	Cu	Fe	Pb	Mg	Mn	Se	Ag	Tl	
11:58	ZZZZZZ	1															
12:03	ZZZZZZ	1															
12:08	ZZZZZZ	5															
12:13	ZZZZZZ	1															
12:18	ZZZZZZ	1															
12:24	MA51015-CCV3	1	X	X	X	X	X	X	X	X	X	X	X	X	X	X	
12:28	MA51015-CCB4	1	X	X	X	X	X	X	X	X	X	X	X	X	X	X	
12:34	ZZZZZZ	1															
12:39	ZZZZZZ	1															
12:44	ZZZZZZ	1															
12:49	ZZZZZZ	1															
12:54	ZZZZZZ	1															
12:59	MP28148-S1	10					X										
13:04	MP28148-S2	10					X										
13:09	JD29972-1	10															(a)
13:14	MP28148-SD1	100					X										
13:19	MA51015-CCV4	1	X	X	X	X	X	X	X	X	X	X	X	X	X	X	
13:24	MA51015-CCB5	1	X	X	X	X	X	X	X	X	X	X	X	X	X	X	
13:29	ZZZZZZ	10															
13:34	ZZZZZZ	10															
13:39	ZZZZZZ	1															
13:44	ZZZZZZ	1															
13:50	ZZZZZZ	1															
13:56	ZZZZZZ	1															
14:01	ZZZZZZ	1															
14:05	MP28145-S1	5	X	X		X			X	X	X		X	X	X	X	
14:10	MP28145-S2	5	X	X		X			X	X	X		X	X	X	X	
14:15	MA51015-CCV5	1	X	X	X	X	X	X	X	X	X	X	X	X	X	X	
14:20	MA51015-CCB6	1	X	X	X	X	X	X	X	X	X	X	X	X	X	X	
14:25	JD29999-3	5	X	X		X			X	X	X		X	X	X	X	(a)
14:30	MP28145-SD1	25	X	X		X			X	X	X		X	X	X	X	
14:35	MP28145-PS1	1															
14:40	MP28145-PS1	5	X														
		Element:	Sb	As	Be	Cd	Ca	Co	Cu	Fe	Pb	Mg	Mn	Se	Ag	Tl	

REPORTED ELEMENTS SUMMARY

Login Number: JD30019
Account: SESINJPB - SESI Consulting Engineers
Project: Ossining Investigation, 136-140 Croton Avnue, Ossining, NY

File ID: SE082321M1.ICP Date Analyzed: 08/23/21 Methods: EPA 200.7, SW846 6010D
Analyst: ND Run ID: MA51015
Parameters: Sb,As,Be,Cd,Ca,Co,Cu,Fe,Pb,Mg,Mn,Se,Ag,Tl

Time	Sample Description	Element: Dilution	S b	A s	B e	C d	C a	C o	C u	F e	P b	M g	M n	S e	A g	T l	
14:45	ZZZZZZ	5															
14:50	ZZZZZZ	2															
14:55	ZZZZZZ	2															
15:00	ZZZZZZ	2															
15:05	ZZZZZZ	1															
15:11	MA51015-CCV6	1	X	X	X	X	X	X	X	X	X	X	X	X	X	X	
15:15	MA51015-CCB7	1	X	X	X	X	X	X	X	X	X	X	X	X	X	X	
15:20	ZZZZZZ	1															
15:26	ZZZZZZ	1															
15:31	ZZZZZZ	1															
15:36	ZZZZZZ	2															
15:41	ZZZZZZ	2															
15:46	ZZZZZZ	2															
15:50	ZZZZZZ	2															
15:55	ZZZZZZ	1															
16:01	ZZZZZZ	500															
16:06	MA51015-CCV7	1	X	X	X	X	X	X	X	X	X	X	X	X	X	X	
16:11	MA51015-CCB8	1	X	X	X	X	X	X	X	X	X	X	X	X	X	X	
16:16	ZZZZZZ	1															
16:21	ZZZZZZ	1															
16:26	MP28146-S1	5	X	X	X	X		X	X	X	X		X	X	X	X	
16:31	MP28146-S2	5	X	X	X	X		X	X	X	X		X	X	X	X	
16:35	JD30038-6	5	X	X	X	X		X	X	X	X		X	X	X	X	(a)
16:40	MP28146-SD1	25	X	X	X	X		X	X	X	X		X	X	X	X	
16:46	MA51015-CCV8	1	X	X	X	X	X	X	X	X	X	X	X	X	X	X	
16:50	MA51015-CCB9	1	X	X	X	X	X	X	X	X	X	X	X	X	X	X	
16:56	MP28146-PS1	1															
17:01	MP28146-PS1	5	X														
17:05	JD30019-1	2			X			X							X	X	
17:10	JD30019-2	5					X					X			X		
17:15	JD30019-3	2		X		X			X	X	X			X	X	X	
17:20	JD30019-4	2			X			X							X	X	
17:25	JD30019-5	2	X	X	X	X		X	X	X	X		X	X	X	X	
		Element:	S b	A s	B e	C d	C a	C o	C u	F e	P b	M g	M n	S e	A g	T l	

REPORTED ELEMENTS SUMMARY

Login Number: JD30019
Account: SESINJPB - SESI Consulting Engineers
Project: Ossining Investigation, 136-140 Croton Avnue, Ossining, NY

File ID: SE082321M1.ICP Date Analyzed: 08/23/21 Methods: EPA 200.7, SW846 6010D
Analyst: ND Run ID: MA51015
Parameters: Sb,As,Be,Cd,Ca,Co,Cu,Fe,Pb,Mg,Mn,Se,Ag,Tl

Time	Sample Description	Element: Dilution	Sb	As	Be	Cd	Ca	Co	Cu	Fe	Pb	Mg	Mn	Se	Ag	Tl	
17:31	JD30019-6	2			X			X							X	X	
17:36	ZZZZZZ	2															
17:41	ZZZZZZ	5															
17:46	MA51015-CCV9	1	X	X	X	X	X	X	X	X	X	X	X	X	X	X	
17:51	MA51015-CCB10	1	X	X	X	X	X	X	X	X	X	X	X	X	X	X	
17:56	ZZZZZZ	5															
18:01	ZZZZZZ	5															
18:06	ZZZZZZ	5															
18:11	ZZZZZZ	2															
18:16	ZZZZZZ	5															
18:21	MP28177-B1	1	X	X	X	X	X	X	X	X	X	X	X	X	X	X	
18:26	MP28177-MB1	1	X	X	X	X	X	X	X	X	X	X	X	X	X	X	
18:31	MP28177-S1	1	X	X	X	X	X	X	X	X		X	X	X	X	X	
18:36	MP28177-S2	1	X	X	X	X	X	X	X	X		X	X	X	X	X	
18:40	JD29693-19	1	X	X	X	X		X					X	X	X	X	(a)
18:45	MA51015-CCV10	1	X	X	X	X	X	X	X	X	X	X	X	X	X	X	
18:50	MA51015-CCB11	1	X	X	X	X	X	X	X	X	X	X	X	X	X	X	
18:55	MP28177-SD1	5	X	X	X	X	X	X	X	X		X	X	X	X	X	
19:00	MP28177-PS1	1	X														
19:05	ZZZZZZ	1															
19:10	ZZZZZZ	1															
19:15	ZZZZZZ	1															
19:20	ZZZZZZ	1															
19:25	ZZZZZZ	1															
19:30	ZZZZZZ	1															
19:35	ZZZZZZ	1															
19:40	ZZZZZZ	1															
19:45	MA51015-CCV11	1	X	X	X	X	X	X	X	X	X	X	X	X	X	X	
19:49	MA51015-CCB12	1	X	X	X	X	X	X	X	X	X	X	X	X	X	X	
19:55	ZZZZZZ	1															
20:00	ZZZZZZ	1															
20:05	ZZZZZZ	1															
20:10	ZZZZZZ	1															
		Element:	Sb	As	Be	Cd	Ca	Co	Cu	Fe	Pb	Mg	Mn	Se	Ag	Tl	

REPORTED ELEMENTS SUMMARY

Login Number: JD30019
Account: SESINJPB - SESI Consulting Engineers
Project: Ossining Investigation, 136-140 Croton Avnue, Ossining, NY

File ID: SE082321M1.ICP Date Analyzed: 08/23/21 Methods: EPA 200.7, SW846 6010D
Analyst: ND Run ID: MA51015
Parameters: Sb,As,Be,Cd,Ca,Co,Cu,Fe,Pb,Mg,Mn,Se,Ag,Tl

Time	Sample Description	Element: Dilution	Sb	As	Be	Cd	Ca	Co	Cu	Fe	Pb	Mg	Mn	Se	Ag	Tl	
20:15	ZZZZZZ	1															
20:20	ZZZZZZ	1															
20:24	ZZZZZZ	1															
20:29	ZZZZZZ	1															
20:34	ZZZZZZ	1															
20:39	ZZZZZZ	1															
20:44	MA51015-CCV12	1	X	X	X	X	X	X	X	X	X	X	X	X	X	X	
20:49	MA51015-CCB13	1	X	X	X	X	X	X	X	X	X	X	X	X	X	X	
20:54	ZZZZZZ	1															
21:00	ZZZZZZ	5															
21:05	ZZZZZZ	1															
21:10	MP28171-B1	1		X			X			X	X	X	X				
21:15	MP28171-S1	1		X			X			X	X	X	X				
21:19	MP28171-S2	1		X			X			X	X	X	X				
21:24	JD29916-1F	1									X						(a)
21:29	MP28171-SD1	5		X			X			X	X	X	X				
21:34	ZZZZZZ	1															
21:40	ZZZZZZ	1															
21:45	MA51015-CCV13	1	X	X	X	X	X	X	X	X	X	X	X	X	X	X	
21:50	MA51015-CCB14	1	X	X	X	X	X	X	X	X	X	X	X	X	X	X	
21:55	ZZZZZZ	1															
22:00	ZZZZZZ	1															
22:05	ZZZZZZ	1															
22:11	ZZZZZZ	50															
22:16	ZZZZZZ	50															
22:21	ZZZZZZ	50															
22:26	ZZZZZZ	50															
22:31	MA51015-CCV14	1	X	X	X	X	X	X	X	X	X	X	X	X	X	X	
22:36	MA51015-CCB15	1	X	X	X	X	X	X	X	X	X	X	X	X	X	X	
22:41	MP28196-MB1	1	X	X	X	X	X	X	X		X	X	X	X	X		
22:46	MP28196-MB2	1	X	X	X	X	X	X	X	X	X	X	X	X	X		
22:51	MP28196-B1	1	X	X	X	X	X	X	X	X	X	X	X	X	X		
22:56	MP28196-B3	1	X	X	X	X	X	X	X	X	X	X	X	X	X		
		Element:	Sb	As	Be	Cd	Ca	Co	Cu	Fe	Pb	Mg	Mn	Se	Ag	Tl	

12.3.1 12

SGS 1369 of 1618

JD30019

REPORTED ELEMENTS SUMMARY

Login Number: JD30019
Account: SESINJPB - SESI Consulting Engineers
Project: Ossining Investigation, 136-140 Croton Avnue, Ossining, NY

File ID: SE082321M1.ICP Date Analyzed: 08/23/21 Methods: EPA 200.7, SW846 6010D
Analyst: ND Run ID: MA51015
Parameters: Sb,As,Be,Cd,Ca,Co,Cu,Fe,Pb,Mg,Mn,Se,Ag,Tl

Time	Sample Description	Element: Dilution	S b	A s	B e	C d	C a	C o	C u	F e	P b	M g	M n	S e	A g	T l	
23:01	MP28196-S1	1	X	X	X	X	X	X	X	X	X	X	X	X	X		
23:06	MP28196-S2	1	X	X	X	X	X	X	X	X	X	X	X	X	X		
23:11	JD30208-1	1	X		X	X	X	X	X	X	X	X	X	X	X		(a)
23:16	MP28196-SD1	5	X	X	X	X	X	X	X	X	X	X	X	X	X		
23:21	ZZZZZZ	1															
23:26	MA51015-CCV15	1	X	X	X	X	X	X	X	X	X	X	X	X	X	X	
23:31	MA51015-CCB16	1	X	X	X	X	X	X	X	X	X	X	X	X	X	X	
23:36	ZZZZZZ	1															
23:42	ZZZZZZ	1															
23:47	ZZZZZZ	1															
23:52	ZZZZZZ	50															
23:57	ZZZZZZ	50															
00:02	ZZZZZZ	50															
00:07	ZZZZZZ	50															
00:13	MA51015-CCV16	1	X	X	X	X	X	X	X	X	X	X	X	X	X	X	
00:17	MA51015-CCB17	1	X	X	X	X	X	X	X	X	X	X	X	X	X	X	
00:23	MP28171-MB1	1		X			X			X	X	X	X				
00:28	MP28176-B1	1		X		X	X		X	X	X		X	X	X		
00:33	MP28176-MB1	1		X		X	X		X	X	X		X	X	X		
00:38	MP28176-B2	1		X		X	X		X	X	X		X	X	X		
00:43	MP28176-S1	1		X		X	X		X	X	X		X	X	X		
00:47	MP28176-S2	1		X		X	X		X	X	X		X	X	X		
00:52	JD30057-3	1		X		X	X		X	X	X		X	X	X		(a)
00:57	MP28176-SD1	5		X		X	X		X	X	X		X	X	X		
01:02	MA51015-CCV17	1	X	X	X	X	X	X	X	X	X	X	X	X	X	X	
01:07	MA51015-CCB18	1	X	X	X	X	X	X	X	X	X	X	X	X	X	X	
01:12	ZZZZZZ	1															
01:17	ZZZZZZ	1															
01:23	ZZZZZZ	1															
01:28	ZZZZZZ	1															
01:33	ZZZZZZ	1															
01:38	ZZZZZZ	1															
01:43	ZZZZZZ	1															
		Element:	S b	A s	B e	C d	C a	C o	C u	F e	P b	M g	M n	S e	A g	T l	

REPORTED ELEMENTS SUMMARY

Login Number: JD30019
Account: SESINJPB - SESI Consulting Engineers
Project: Ossining Investigation, 136-140 Croton Avnue, Ossining, NY

File ID: SE082321M1.ICP Date Analyzed: 08/23/21 Methods: EPA 200.7, SW846 6010D
Analyst: ND Run ID: MA51015
Parameters: Sb,As,Be,Cd,Ca,Co,Cu,Fe,Pb,Mg,Mn,Se,Ag,Tl

Time	Sample Description	Element: Dilution	Sb	As	Be	Cd	Ca	Co	Cu	Fe	Pb	Mg	Mn	Se	Ag	Tl	
01:48	ZZZZZZ	1															
01:53	ZZZZZZ	1															
01:58	ZZZZZZ	1															
02:03	MA51015-CCV18	1	X	X	X	X	X	X	X	X	X	X	X	X	X	X	
02:08	MA51015-CCB19	1	X	X	X	X	X	X	X	X	X	X	X	X	X	X	
02:13	ZZZZZZ	1															
02:19	ZZZZZZ	1															
02:24	ZZZZZZ	1															
02:29	ZZZZZZ	1															
02:34	ZZZZZZ	1															
02:39	ZZZZZZ	1															
02:44	ZZZZZZ	1															
02:49	MP28196-MB1	1								X							
02:54	MP28174-MB1	1	X		X	X	X	X	X	X	X	X	X	X	X		
03:00	MP28174-B1	1	X		X	X	X	X	X	X	X	X	X	X	X		
03:04	MA51015-CCV19	1	X	X	X	X	X	X	X	X	X	X	X	X	X	X	
03:09	MA51015-CCB20	1	X	X	X	X	X	X	X	X	X	X	X	X	X	X	
03:14	MP28174-S1	1	X		X	X	X	X	X	X	X	X	X	X	X		
03:19	MP28174-S2	1	X		X	X	X	X	X	X	X	X	X	X	X		
03:24	JD30036-1	1	X		X	X	X	X	X	X	X	X	X	X	X		(a)
03:29	MP28174-SD1	5	X		X	X	X	X	X	X	X	X	X	X	X		
03:34	ZZZZZZ	1															
03:39	ZZZZZZ	1															
03:44	ZZZZZZ	1															
03:49	ZZZZZZ	1															
03:55	ZZZZZZ	1															
04:00	ZZZZZZ	1															
04:05	MA51015-CCV20	1	X	X	X	X	X	X	X	X	X	X	X	X	X	X	
04:10	MA51015-CCB21	1	X	X	X	X	X	X	X	X	X	X	X	X	X	X	
04:15	ZZZZZZ	1															
04:20	ZZZZZZ	1															
04:26	ZZZZZZ	1															
04:31	ZZZZZZ	1															
		Element:	Sb	As	Be	Cd	Ca	Co	Cu	Fe	Pb	Mg	Mn	Se	Ag	Tl	

REPORTED ELEMENTS SUMMARY

Login Number: JD30019
Account: SESINJPB - SESI Consulting Engineers
Project: Ossining Investigation, 136-140 Croton Avnue, Ossining, NY

File ID: SE082321M1.ICP Date Analyzed: 08/23/21 Methods: EPA 200.7, SW846 6010D
Analyst: ND Run ID: MA51015
Parameters: Sb,As,Be,Cd,Ca,Co,Cu,Fe,Pb,Mg,Mn,Se,Ag,Tl

Time	Sample Description	Element: Dilution	Sb	As	Be	Cd	Ca	Co	Cu	Fe	Pb	Mg	Mn	Se	Ag	Tl	
04:37	ZZZZZZ	1															
04:42	ZZZZZZ	1															
04:47	ZZZZZZ	1															
04:52	ZZZZZZ	1															
04:57	ZZZZZZ	1															
05:03	MA51015-CCV21	1	X	X	X	X	X	X	X	X	X	X	X	X	X	X	
05:07	MA51015-CCB22	1	X	X	X	X	X	X	X	X	X	X	X	X	X	X	
05:13	ZZZZZZ	1															
05:18	ZZZZZZ	10															
05:23	ZZZZZZ	2															
05:28	ZZZZZZ	1															
05:33	ZZZZZZ	1															
05:38	ZZZZZZ	2															
05:43	ZZZZZZ	5															
05:49	ZZZZZZ	2															
05:54	MP28097-MB1	1											X				
05:59	MP28097-B1	1											X				
06:04	MA51015-CCV22	1	X	X	X	X	X	X	X	X	X	X	X	X	X	X	
06:08	MA51015-CCB23	1	X	X	X	X	X	X	X	X	X	X	X	X	X	X	
06:14	MP28097-S1	1											X				
06:19	MP28097-S2	1											X				
06:24	JD29838-1	1											X				(a)
06:29	MP28097-SD1	5											X				
06:34	ZZZZZZ	1															
06:39	ZZZZZZ	500															
06:44	ZZZZZZ	1															
06:49	ZZZZZZ	10															
06:55	ZZZZZZ	1															
07:00	MA51015-CCV23	1	X	X	X	X	X	X	X	X	X	X	X	X	X	X	
07:04	MA51015-CCB24	1	X	X	X	X	X	X	X	X	X	X	X	X	X	X	
07:10	ZZZZZZ	1															
07:15	ZZZZZZ	1															
07:20	MP28116-S1	2															
		Element:	Sb	As	Be	Cd	Ca	Co	Cu	Fe	Pb	Mg	Mn	Se	Ag	Tl	

REPORTED ELEMENTS SUMMARY

Login Number: JD30019
Account: SESINJPB - SESI Consulting Engineers
Project: Ossining Investigation, 136-140 Croton Avnue, Ossining, NY

File ID: SE082321M1.ICP Date Analyzed: 08/23/21 Methods: EPA 200.7, SW846 6010D
Analyst: ND Run ID: MA51015
Parameters: Sb,As,Be,Cd,Ca,Co,Cu,Fe,Pb,Mg,Mn,Se,Ag,Tl

Time	Sample Description	Dilution	Element:	S b	A s	B e	C d	C a	C o	C u	F e	P b	M g	M n	S e	A g	T l	
07:24	MP28116-S2	2																
07:29	JD29867-1	2																(a)
07:34	MP28116-SD1	10																
07:39	ZZZZZZ	2																
07:45	ZZZZZZ	2																
07:50	ZZZZZZ	2																
07:55	MA51015-CCV24	1		X	X	X	X	X	X	X	X	X	X	X	X	X	X	
08:00	MA51015-CCB25	1		X	X	X	X	X	X	X	X	X	X	X	X	X	X	
08:05	ZZZZZZ	2																
08:10	ZZZZZZ	2																
08:15	ZZZZZZ	2																
08:20	ZZZZZZ	2																
08:25	ZZZZZZ	2																
08:30	MA51015-CCV25	1		X	X	X	X	X	X	X	X	X	X	X	X	X	X	
08:35	MA51015-CCB26	1		X	X	X	X	X	X	X	X	X	X	X	X	X	X	
08:40	ZZZZZZ	1																
08:45	ZZZZZZ	1																
08:51	ZZZZZZ	1																
08:56	ZZZZZZ	1																
09:01	ZZZZZZ	1																
			Element:	S b	A s	B e	C d	C a	C o	C u	F e	P b	M g	M n	S e	A g	T l	

(a) Sample used for QC only; not part of login JD30019.

INTERNAL STANDARD SUMMARY

Login Number: JD30019
Account: SESINJPB - SESI Consulting Engineers
Project: Ossining Investigation, 136-140 Croton Avnue, Ossining, NY

File ID: SE082321M1.ICP Date Analyzed: 08/23/21 Methods: EPA 200.7, SW846 6010D
Analyst: ND Run ID: MA51015
Parameters: Sb,As,Be,Cd,Ca,Co,Cu,Fe,Pb,Mg,Mn,Se,Ag,Tl

Time	Sample Description	Istd#1	Istd#2	Istd#3	Istd#4
08:56	MA51015-STD1	3213 R	87455 R	6767 R	8213 R
09:01	MA51015-STD2	3081	82739	6673	7129
09:06	ZZZZZZ	3155	84635	6758	7427
09:11	ZZZZZZ	3233	87783	6844	8252
09:16	ZZZZZZ	12395 !	278810 !	9896 !	29414 !
09:21	MA51015-ICV1	3169	84882	6782	7445
09:27	MA51015-ICB1	3241	88095	6806	8266
09:33	MA51015-ICCV1	3180	84857	6772	7469
09:40	MA51015-CCB1	3236	88330	6870	8258
09:45	MA51015-CRI1	3215	87231	6800	8074
09:50	MA51015-CRID1	3228	87703	6813	8204
09:55	ZZZZZZ	12676 !	289680 !	16377 !	30003 !
10:01	ZZZZZZ	2945	78397	6550	6559
10:07	MA51015-ICSA1	2950	78457	6541	6559
10:12	MA51015-ICSAB1	2959	78265	6568	6585
10:17	MA51015-HSTD1	3189	85589	6801	7960
10:22	MA51015-HSTD2	2956	78845	6571	6588
10:27	ZZZZZZ	3181	85875	6794	8128
10:33	ZZZZZZ	3249	87930	6802	8275
10:38	MA51015-CCV1	3161	84389	6761	7430
10:43	MA51015-CCB2	3246	87721	6813	8267
10:48	ZZZZZZ	3186	87562	6797	8252
10:53	ZZZZZZ	3355	90051	6990	8654
10:58	ZZZZZZ	3295	89646	7018	8513
11:03	ZZZZZZ	3206	86009	6906	7773
11:09	ZZZZZZ	3191	85681	6902	7738
11:14	ZZZZZZ	3182	999999 !	6904	7718
11:19	MP28125-LC2	3279	88560	7155	7563
11:24	ZZZZZZ	999999 !	85104	6814	999999 !
11:29	MP28125-LC1	3289	88860	7138	7577
11:34	MA51015-CCV2	3152	84306	6738	7395
11:38	MA51015-CCB3	3251	87716	6807	8267
11:44	ZZZZZZ	3235	88066	6907	8264

INTERNAL STANDARD SUMMARY

Login Number: JD30019
Account: SESINJPB - SESI Consulting Engineers
Project: Ossining Investigation, 136-140 Croton Avnue, Ossining, NY

File ID: SE082321M1.ICP Date Analyzed: 08/23/21 Methods: EPA 200.7, SW846 6010D
Analyst: ND Run ID: MA51015
Parameters: Sb,As,Be,Cd,Ca,Co,Cu,Fe,Pb,Mg,Mn,Se,Ag,Tl

Time	Sample Description	Istd#1	Istd#2	Istd#3	Istd#4
11:49	ZZZZZZ	3183	85569	6825	7634
11:54	ZZZZZZ	3274	88199	7060	7517
11:58	ZZZZZZ	3259	87877	7051	7517
12:03	ZZZZZZ	3333	90489	7119	7948
12:08	ZZZZZZ	3290	88925	6942	8154
12:13	ZZZZZZ	3297	88173	7158	7639
12:18	ZZZZZZ	3354	89976	7218	7720
12:24	MA51015-CCV3	3171	84942	6723	7444
12:28	MA51015-CCB4	3248	88489	6787	8269
12:34	ZZZZZZ	3208	87349	6775	8058
12:39	ZZZZZZ	2959	78842	6596	6576
12:44	ZZZZZZ	999999 !	79054	6600	999999 !
12:49	ZZZZZZ	3333	90878	7056	8590
12:54	ZZZZZZ	3249	87721	7024	7802
12:59	MP28148-S1	3029	82254	6698	7139
13:04	MP28148-S2	3039	82781	6697	7149
13:09	JD29972-1	3021	82112	6661	7114
13:14	MP28148-SD1	3203	86931	6762	7987
13:19	MA51015-CCV4	3182	84996	6739	7461
13:24	MA51015-CCB5	3261	88431	6808	8293
13:29	ZZZZZZ	3048	82338	6645	7182
13:34	ZZZZZZ	3050	82128	6640	7188
13:39	ZZZZZZ	3171	86281	6870	7749
13:44	ZZZZZZ	2661	72479	6438	5861
13:50	ZZZZZZ	2669	73168	6508	5897
13:56	ZZZZZZ	3206	87791	6948	8195
14:01	ZZZZZZ	3169	85872	6883	7600
14:05	MP28145-S1	3223	87034	6814	7687
14:10	MP28145-S2	3222	86962	6845	7653
14:15	MA51015-CCV5	3169	85068	6739	7435
14:20	MA51015-CCB6	3236	87446	6735	8237
14:25	JD29999-3	3260	88144	6868	7828
14:30	MP28145-SD1	3271	88434	6812	8109

INTERNAL STANDARD SUMMARY

Login Number: JD30019
Account: SESINJPB - SESI Consulting Engineers
Project: Ossining Investigation, 136-140 Croton Avnue, Ossining, NY

File ID: SE082321M1.ICP Date Analyzed: 08/23/21 Methods: EPA 200.7, SW846 6010D
Analyst: ND Run ID: MA51015
Parameters: Sb,As,Be,Cd,Ca,Co,Cu,Fe,Pb,Mg,Mn,Se,Ag,Tl

Time	Sample Description	Istd#1	Istd#2	Istd#3	Istd#4
14:35	MP28145-PS1	3223	87255	7176	7292
14:40	MP28145-PS1	3242	86919	6862	7701
14:45	ZZZZZZ	3255	87439	6790	8110
14:50	ZZZZZZ	3275	87694	6870	8096
14:55	ZZZZZZ	3266	87726	7010	7652
15:00	ZZZZZZ	3209	86681	6896	7651
15:05	ZZZZZZ	3275	88520	7067	7631
15:11	MA51015-CCV6	3166	84632	6657	7431
15:15	MA51015-CCB7	3260	88497	6776	8291
15:20	ZZZZZZ	3268	88521	7173	7412
15:26	ZZZZZZ	3232	87210	7105	7310
15:31	ZZZZZZ	3281	88892	7223	7459
15:36	ZZZZZZ	3246	87557	6954	7738
15:41	ZZZZZZ	3294	88752	7087	7707
15:46	ZZZZZZ	3258	88321	7017	7605
15:50	ZZZZZZ	3290	89016	7077	7702
15:55	ZZZZZZ	3262	89088	6925	8317
16:01	ZZZZZZ	3163	85793	6759	7704
16:06	MA51015-CCV7	3186	85344	6811	7464
16:11	MA51015-CCB8	3254	88217	6823	8277
16:16	ZZZZZZ	3266	89252	6983	8344
16:21	ZZZZZZ	3167	85544	6830	7598
16:26	MP28146-S1	3217	86283	6841	7651
16:31	MP28146-S2	3210	86131	6779	7617
16:35	JD30038-6	3248	86793	6773	7748
16:40	MP28146-SD1	3257	87555	6710	8044
16:46	MA51015-CCV8	3158	84106	6648	7404
16:50	MA51015-CCB9	3236	87218	6753	8230
16:56	MP28146-PS1	3178	85076	7015	7216
17:01	MP28146-PS1	3225	86152	6799	7662
17:05	JD30019-1	3222	86782	6855	7598
17:10	JD30019-2	3102	83895	6741	7223
17:15	JD30019-3	3256	87649	6937	7756

INTERNAL STANDARD SUMMARY

Login Number: JD30019
Account: SESINJPB - SESI Consulting Engineers
Project: Ossining Investigation, 136-140 Croton Avnue, Ossining, NY

File ID: SE082321M1.ICP Date Analyzed: 08/23/21 Methods: EPA 200.7, SW846 6010D
Analyst: ND Run ID: MA51015
Parameters: Sb,As,Be,Cd,Ca,Co,Cu,Fe,Pb,Mg,Mn,Se,Ag,Tl

Time	Sample Description	Istd#1	Istd#2	Istd#3	Istd#4
17:20	JD30019-4	3249	87203	6917	7713
17:25	JD30019-5	3206	86581	6899	7511
17:31	JD30019-6	3210	86153	6836	7590
17:36	ZZZZZZ	3195	86229	6864	7539
17:41	ZZZZZZ	3250	86626	6835	7758
17:46	MA51015-CCV9	3164	84577	6676	7415
17:51	MA51015-CCB10	3252	87950	6777	8260
17:56	ZZZZZZ	3205	86378	6778	7589
18:01	ZZZZZZ	3212	86215	6807	7691
18:06	ZZZZZZ	3207	86179	6771	7651
18:11	ZZZZZZ	3268	87885	6948	7724
18:16	ZZZZZZ	3251	87209	6912	7791
18:21	MP28177-B1	3189	85867	6840	7630
18:26	MP28177-MB1	3217	88735	6863	8206
18:31	MP28177-S1	3204	86717	6977	7498
18:36	MP28177-S2	3197	86783	6962	7508
18:40	JD29693-19	3309	88697	7154	7877
18:45	MA51015-CCV10	3187	85049	6701	7460
18:50	MA51015-CCB11	3265	88051	6790	8295
18:55	MP28177-SD1	3309	88650	6854	8128
19:00	MP28177-PS1	3217	86606	7023	7552
19:05	ZZZZZZ	3232	86692	7005	7561
19:10	ZZZZZZ	3272	87843	6927	7884
19:15	ZZZZZZ	3298	88440	7042	7801
19:20	ZZZZZZ	3392	89399	7121	7751
19:25	ZZZZZZ	3316	88143	7018	7755
19:30	ZZZZZZ	3385	90440	7231	7602
19:35	ZZZZZZ	3311	88178	7021	7668
19:40	ZZZZZZ	3264	86969	7013	7504
19:45	MA51015-CCV11	3184	84565	6685	7462
19:49	MA51015-CCB12	3271	87888	6759	8314
19:55	ZZZZZZ	3354	89159	7030	7852
20:00	ZZZZZZ	3268	88278	6981	7964

INTERNAL STANDARD SUMMARY

Login Number: JD30019
Account: SESINJPB - SESI Consulting Engineers
Project: Ossining Investigation, 136-140 Croton Avnue, Ossining, NY

File ID: SE082321M1.ICP Date Analyzed: 08/23/21 Methods: EPA 200.7, SW846 6010D
Analyst: ND Run ID: MA51015
Parameters: Sb,As,Be,Cd,Ca,Co,Cu,Fe,Pb,Mg,Mn,Se,Ag,Tl

Time	Sample Description	Istd#1	Istd#2	Istd#3	Istd#4
20:05	ZZZZZZ	3206	85744	6829	8033
20:10	ZZZZZZ	3380	89523	7073	7868
20:15	ZZZZZZ	3353	88846	7084	7633
20:20	ZZZZZZ	3235	87402	6978	7747
20:24	ZZZZZZ	3304	87727	7058	7686
20:29	ZZZZZZ	3343	88877	7092	7808
20:34	ZZZZZZ	3271	87356	7012	7660
20:39	ZZZZZZ	3252	88399	7018	8346
20:44	MA51015-CCV12	3173	84930	6827	7453
20:49	MA51015-CCB13	3267	88122	6833	8322
20:54	ZZZZZZ	3271	87883	7149	7169
21:00	ZZZZZZ	3249	87167	6913	7738
21:05	ZZZZZZ	3250	88284	6927	8296
21:10	MP28171-B1	3195	85735	6825	7639
21:15	MP28171-S1	3137	84172	6778	7360
21:19	MP28171-S2	3143	84622	6793	7366
21:24	JD29916-1F	3148	85109	6781	7712
21:29	MP28171-SD1	3234	86971	6785	8146
21:34	ZZZZZZ	3021	80174	6670	6961
21:40	ZZZZZZ	2995	80854	6640	7032
21:45	MA51015-CCV13	3194	84866	6685	7494
21:50	MA51015-CCB14	3273	87874	6759	8335
21:55	ZZZZZZ	2997	80580	6630	7045
22:00	ZZZZZZ	2998	80670	6645	7036
22:05	ZZZZZZ	3035	81185	6672	7072
22:11	ZZZZZZ	3247	87130	6726	8219
22:16	ZZZZZZ	3228	86984	6746	8169
22:21	ZZZZZZ	3243	87196	6698	8206
22:26	ZZZZZZ	3246	87188	6688	8193
22:31	MA51015-CCV14	3168	83997	6646	7441
22:36	MA51015-CCB15	3283	87960	6764	8354
22:41	MP28196-MB1	3255	87701	6796	8307
22:46	MP28196-MB2	3253	87615	6799	8308

INTERNAL STANDARD SUMMARY

Login Number: JD30019
Account: SESINJPB - SESI Consulting Engineers
Project: Ossining Investigation, 136-140 Croton Avnue, Ossining, NY

File ID: SE082321M1.ICP Date Analyzed: 08/23/21 Methods: EPA 200.7, SW846 6010D
Analyst: ND Run ID: MA51015
Parameters: Sb,As,Be,Cd,Ca,Co,Cu,Fe,Pb,Mg,Mn,Se,Ag,Tl

Time	Sample Description	Istd#1	Istd#2	Istd#3	Istd#4
22:51	MP28196-B1	3201	85636	6805	7657
22:56	MP28196-B3	3200	85264	6768	7644
23:01	MP28196-S1	3085	81662	6707	7043
23:06	MP28196-S2	3080	81432	6686	7039
23:11	JD30208-1	3055	81903	6770	7194
23:16	MP28196-SD1	3188	85018	6763	7833
23:21	ZZZZZZ	2989	80304	6649	7028
23:26	MA51015-CCV15	3188	83821	6685	7478
23:31	MA51015-CCB16	3284	87273	6699	8355
23:36	ZZZZZZ	3001	80332	6585	7050
23:42	ZZZZZZ	2997	79882	6611	7028
23:47	ZZZZZZ	3035	80411	6617	7067
23:52	ZZZZZZ	3256	86649	6749	8235
23:57	ZZZZZZ	3255	86727	6723	8247
00:02	ZZZZZZ	3250	86741	6713	8197
00:07	ZZZZZZ	3250	86800	6729	8206
00:13	MA51015-CCV16	3201	83932	6655	7504
00:17	MA51015-CCB17	3290	87496	6686	8360
00:23	MP28171-MB1	3283	87386	6742	8341
00:28	MP28176-B1	3195	84998	6775	7637
00:33	MP28176-MB1	3251	87511	6807	8311
00:38	MP28176-B2	3204	85438	6754	7665
00:43	MP28176-S1	3172	84639	6740	7501
00:47	MP28176-S2	3168	84461	6754	7486
00:52	JD30057-3	3169	85132	6799	7874
00:57	MP28176-SD1	3236	86462	6748	8193
01:02	MA51015-CCV17	3181	83511	6655	7478
01:07	MA51015-CCB18	3266	87461	6727	8313
01:12	ZZZZZZ	3109	83891	6741	7571
01:17	ZZZZZZ	3104	83780	6697	7597
01:23	ZZZZZZ	3120	84109	6726	7621
01:28	ZZZZZZ	3149	84964	6730	7737
01:33	ZZZZZZ	3142	84771	6757	7726

INTERNAL STANDARD SUMMARY

Login Number: JD30019
Account: SESINJPB - SESI Consulting Engineers
Project: Ossining Investigation, 136-140 Croton Avnue, Ossining, NY

File ID: SE082321M1.ICP Date Analyzed: 08/23/21 Methods: EPA 200.7, SW846 6010D
Analyst: ND Run ID: MA51015
Parameters: Sb,As,Be,Cd,Ca,Co,Cu,Fe,Pb,Mg,Mn,Se,Ag,Tl

Time	Sample Description	Istd#1	Istd#2	Istd#3	Istd#4
01:38	ZZZZZZ	3139	84881	6777	7726
01:43	ZZZZZZ	3151	84539	6742	7718
01:48	ZZZZZZ	3175	85445	6776	7815
01:53	ZZZZZZ	3157	84531	6722	7688
01:58	ZZZZZZ	3173	85854	6805	7903
02:03	MA51015-CCV18	3171	83619	6679	7458
02:08	MA51015-CCB19	3258	87246	6738	8314
02:13	ZZZZZZ	3166	85686	6759	7873
02:19	ZZZZZZ	3153	85439	6760	7840
02:24	ZZZZZZ	3150	85208	6759	7844
02:29	ZZZZZZ	3049	81989	6646	7315
02:34	ZZZZZZ	3165	85817	6789	7877
02:39	ZZZZZZ	3138	85188	6816	7775
02:44	ZZZZZZ	3050	81864	6701	7321
02:49	MP28196-MB1	3243	87211	6760	8284
02:54	MP28174-MB1	3218	87479	6830	8239
03:00	MP28174-B1	3192	85265	6789	7649
03:04	MA51015-CCV19	3170	84037	6711	7453
03:09	MA51015-CCB20	3254	87107	6709	8304
03:14	MP28174-S1	3139	84352	6811	7478
03:19	MP28174-S2	3159	84170	6775	7521
03:24	JD30036-1	3213	86341	6779	8002
03:29	MP28174-SD1	3236	86500	6774	8241
03:34	ZZZZZZ	3151	84752	6786	7857
03:39	ZZZZZZ	3163	85159	6780	7861
03:44	ZZZZZZ	2778	72690	6464	6105
03:49	ZZZZZZ	2597	68996	6155	5850
03:55	ZZZZZZ	3153	85201	6831	7858
04:00	ZZZZZZ	3173	85503	6786	7895
04:05	MA51015-CCV20	3170	83258	6608	7472
04:10	MA51015-CCB21	3244	86568	6677	8290
04:15	ZZZZZZ	2753	72492	6492	6074
04:20	ZZZZZZ	2526	68787	6155	5722 !

INTERNAL STANDARD SUMMARY

Login Number: JD30019
Account: SESINJPB - SESI Consulting Engineers
Project: Ossining Investigation, 136-140 Croton Avnue, Ossining, NY

File ID: SE082321M1.ICP Date Analyzed: 08/23/21 Methods: EPA 200.7, SW846 6010D
Analyst: ND Run ID: MA51015
Parameters: Sb,As,Be,Cd,Ca,Co,Cu,Fe,Pb,Mg,Mn,Se,Ag,Tl

Time	Sample Description	Istd#1	Istd#2	Istd#3	Istd#4
04:26	ZZZZZZ	2756	64992	6069	5968
04:31	ZZZZZZ	2807	73768	6528	6194
04:37	ZZZZZZ	2480	64848	6140	5394 !
04:42	ZZZZZZ	2741	72179	6490	6035
04:47	ZZZZZZ	3102	83204	6809	7472
04:52	ZZZZZZ	3238	87156	6889	8308
04:57	ZZZZZZ	3058	82909	6703	7272
05:03	MA51015-CCV21	3148	83358	6720	7427
05:07	MA51015-CCB22	3234	86387	6756	8286
05:13	ZZZZZZ	3224	87337	6849	8269
05:18	ZZZZZZ	3282	86633	6808	7906
05:23	ZZZZZZ	3287	87278	6866	7985
05:28	ZZZZZZ	3324	86878	6972	7714
05:33	ZZZZZZ	3238	86738	6817	8317
05:38	ZZZZZZ	3292	86937	6836	7978
05:43	ZZZZZZ	3345	88416	6968	8030
05:49	ZZZZZZ	3288	86802	6932	7722
05:54	MP28097-MB1	3229	86322	6731	8294
05:59	MP28097-B1	3174	83912	6735	7630
06:04	MA51015-CCV22	3156	83212	6638	7456
06:08	MA51015-CCB23	3238	86100	6665	8294
06:14	MP28097-S1	2999	79175	6594	6909
06:19	MP28097-S2	3004	79635	6615	6922
06:24	JD29838-1	3001	79601	6634	7053
06:29	MP28097-SD1	3147	83513	6665	7709
06:34	ZZZZZZ	3248	86544	6669	8310
06:39	ZZZZZZ	3149	83617	6615	7745
06:44	ZZZZZZ	3234	87059	6807	8327
06:49	ZZZZZZ	3322	88073	7066	7433
06:55	ZZZZZZ	3296	86355	6957	7789
07:00	MA51015-CCV23	3154	83122	6593	7451
07:04	MA51015-CCB24	3237	86162	6665	8285
07:10	ZZZZZZ	3227	86352	6729	8302

INTERNAL STANDARD SUMMARY

Login Number: JD30019
Account: SESINJPB - SESI Consulting Engineers
Project: Ossining Investigation, 136-140 Croton Avnue, Ossining, NY

File ID: SE082321M1.ICP Date Analyzed: 08/23/21 Methods: EPA 200.7, SW846 6010D
Analyst: ND Run ID: MA51015
Parameters: Sb,As,Be,Cd,Ca,Co,Cu,Fe,Pb,Mg,Mn,Se,Ag,Tl

Time	Sample Description	Istd#1	Istd#2	Istd#3	Istd#4
07:15	ZZZZZZ	3176	83951	6737	7659
07:20	MP28116-S1	3080	81468	6661	7204
07:24	MP28116-S2	3072	81722	6662	7178
07:29	JD29867-1	3039	80885	6652	7259
07:34	MP28116-SD1	3165	83935	6686	7856
07:39	ZZZZZZ	3061	81118	6579	7374
07:45	ZZZZZZ	3064	81691	6588	7380
07:50	ZZZZZZ	3052	81261	6630	7355
07:55	MA51015-CCV24	3164	82976	6632	7482
08:00	MA51015-CCB25	3256	86806	6703	8348
08:05	ZZZZZZ	3083	81973	6615	7390
08:10	ZZZZZZ	3055	81474	6632	7368
08:15	ZZZZZZ	3060	81272	6605	7371
08:20	ZZZZZZ	3060	81595	6623	7360
08:25	ZZZZZZ	3093	82041	6631	7414
08:30	MA51015-CCV25	3176	83753	6642	7497
08:35	MA51015-CCB26	3264	86739	6704	8339
08:40	ZZZZZZ	3251	86608	6723	8283
08:45	ZZZZZZ	3263	86847	6724	8323
08:51	ZZZZZZ	3275	87027	6739	8354
08:56	ZZZZZZ	3452	84595	7011	7463
09:01	ZZZZZZ	3252	86358	6696	8288

R = Reference for ISTD limits. ! = Outside limits.

LEGEND:

Istd#	Parameter	Limits
Istd#1	Yttrium (2243)	70-130 %
Istd#2	Yttrium (3600)	70-130 %
Istd#3	Yttrium (3710)	70-130 %
Istd#4	Indium	70-130 %

BLANK RESULTS SUMMARY
Part 1 - Initial and Continuing Calibration Blanks

Login Number: JD30019
Account: SESINJPB - SESI Consulting Engineers
Project: Ossining Investigation, 136-140 Croton Avnue, Ossining, NY

File ID: SE082321M1.ICP Date Analyzed: 08/23/21 Methods: EPA 200.7, SW846 6010D
QC Limits: result < RL Run ID: MA51015 Units: ug/l

Time:			09:27		09:40		10:43		11:38	
Sample ID:			ICB1		CCB1		CCB2		CCB3	
Metal	RL	IDL	raw	final	raw	final	raw	final	raw	final
Aluminum	200	16	anr							
Antimony	6.0	2.5	-0.500	<6.0	0.00	<6.0	-0.300	<6.0	-0.800	<6.0
Arsenic	3.0	2	0.00	<3.0	-0.300	<3.0	0.400	<3.0	-0.600	<3.0
Barium	200	.4	anr							
Beryllium	1.0	.1	-0.100	<1.0	-0.100	<1.0	0.00	<1.0	-0.100	<1.0
Bismuth	20	3.6								
Boron	100	1.9	anr							
Cadmium	3.0	.4	0.00	<3.0	-0.100	<3.0	0.00	<3.0	0.100	<3.0
Calcium	5000	5.6	-5.10	<5000	-1.80	<5000	-8.60	<5000	-1.10	<5000
Cerium	100									
Chromium	10	.5	anr							
Cobalt	50	.5	0.100	<50	-0.100	<50	0.100	<50	0.00	<50
Copper	10	1	-0.200	<10	-0.200	<10	0.200	<10	0.00	<10
Iron	100	11	-3.40	<100	0.200	<100	0.00	<100	1.80	<100
Lead	3.0	1.2	-0.900	<3.0	-0.600	<3.0	0.100	<3.0	0.100	<3.0
Lithium	50	2.3								
Magnesium	5000	65	-17.3	<5000	-29.7	<5000	-35.4	<5000	-24.5	<5000
Manganese	15	.2	0.00	<15	0.00	<15	-0.100	<15	-0.100	<15
Molybdenum	20	.4	anr							
Nickel	10	.3	anr							
Phosphorus	50	4.1								
Potassium	10000	55	anr							
Selenium	10	3.5	0.300	<10	0.300	<10	1.00	<10	0.400	<10
Silicon	200	1.6								
Silver	10	1.1	0.200	<10	-0.100	<10	0.200	<10	0.00	<10
Sodium	10000	11	anr							
Strontium	10	.1								
Sulfur	50	4.4	anr							
Thallium	10	2.5	-0.900	<10	-0.500	<10	0.300	<10	-0.200	<10
Tin	10	1	anr							
Titanium	10	.4	anr							
Tungsten	50	2.8								
Vanadium	50	.6	anr							

BLANK RESULTS SUMMARY
Part 1 - Initial and Continuing Calibration Blanks

Login Number: JD30019
Account: SESINJPB - SESI Consulting Engineers
Project: Ossining Investigation, 136-140 Croton Avnue, Ossining, NY

File ID: SE082321M1.ICP Date Analyzed: 08/23/21 Methods: EPA 200.7, SW846 6010D
QC Limits: result < RL Run ID: MA51015 Units: ug/l

Time: / Sample ID:			09:27 ICB1		09:40 CCB1		10:43 CCB2		11:38 CCB3	
Metal	RL	IDL	raw	final	raw	final	raw	final	raw	final
Zinc	20	.1	anr							
Zirconium	10	.4								

(*) Outside of QC limits
(anr) Analyte not requested

BLANK RESULTS SUMMARY
Part 1 - Initial and Continuing Calibration Blanks

Login Number: JD30019
Account: SESINJPB - SESI Consulting Engineers
Project: Ossining Investigation, 136-140 Croton Avnue, Ossining, NY

File ID: SE082321M1.ICP Date Analyzed: 08/23/21 Methods: EPA 200.7, SW846 6010D
QC Limits: result < RL Run ID: MA51015 Units: ug/l

Time:			12:28		13:24		14:20		15:15	
Sample ID:			CCB4		CCB5		CCB6		CCB7	
Metal	RL	IDL	raw	final	raw	final	raw	final	raw	final
Aluminum	200	16	anr							
Antimony	6.0	2.5	-0.200	<6.0	0.00	<6.0	0.200	<6.0	0.500	<6.0
Arsenic	3.0	2	0.00	<3.0	0.900	<3.0	0.200	<3.0	0.00	<3.0
Barium	200	.4	anr							
Beryllium	1.0	.1	-0.100	<1.0	-0.100	<1.0	0.00	<1.0	0.00	<1.0
Bismuth	20	3.6								
Boron	100	1.9	anr							
Cadmium	3.0	.4	-0.100	<3.0	-0.100	<3.0	0.200	<3.0	0.00	<3.0
Calcium	5000	5.6	-2.90	<5000	-5.30	<5000	-6.10	<5000	-7.00	<5000
Cerium	100									
Chromium	10	.5	anr							
Cobalt	50	.5	0.200	<50	0.100	<50	0.200	<50	0.100	<50
Copper	10	1	-0.200	<10	-0.100	<10	-0.300	<10	0.300	<10
Iron	100	11	-1.40	<100	-3.90	<100	2.00	<100	3.80	<100
Lead	3.0	1.2	0.300	<3.0	0.200	<3.0	0.300	<3.0	0.00	<3.0
Lithium	50	2.3								
Magnesium	5000	65	-44.8	<5000	-10.7	<5000	-31.6	<5000	-0.800	<5000
Manganese	15	.2	0.00	<15	0.00	<15	0.00	<15	0.00	<15
Molybdenum	20	.4	anr							
Nickel	10	.3	anr							
Phosphorus	50	4.1								
Potassium	10000	55	anr							
Selenium	10	3.5	0.400	<10	-0.300	<10	0.400	<10	-0.100	<10
Silicon	200	1.6								
Silver	10	1.1	-0.200	<10	-0.100	<10	-0.300	<10	-0.300	<10
Sodium	10000	11	anr							
Strontium	10	.1								
Sulfur	50	4.4	anr							
Thallium	10	2.5	-1.00	<10	-0.300	<10	-0.400	<10	0.200	<10
Tin	10	1	anr							
Titanium	10	.4	anr							
Tungsten	50	2.8								
Vanadium	50	.6	anr							

BLANK RESULTS SUMMARY
Part 1 - Initial and Continuing Calibration Blanks

Login Number: JD30019
Account: SESINJPB - SESI Consulting Engineers
Project: Ossining Investigation, 136-140 Croton Avnue, Ossining, NY

File ID: SE082321M1.ICP Date Analyzed: 08/23/21 Methods: EPA 200.7, SW846 6010D
QC Limits: result < RL Run ID: MA51015 Units: ug/l

Time: / Sample ID:			12:28 CCB4		13:24 CCB5		14:20 CCB6		15:15 CCB7	
Metal	RL	IDL	raw	final	raw	final	raw	final	raw	final
Zinc	20	.1	anr							
Zirconium	10	.4								

(*) Outside of QC limits
(anr) Analyte not requested

BLANK RESULTS SUMMARY
Part 1 - Initial and Continuing Calibration Blanks

Login Number: JD30019
Account: SESINJPB - SESI Consulting Engineers
Project: Ossining Investigation, 136-140 Croton Avnue, Ossining, NY

File ID: SE082321M1.ICP Date Analyzed: 08/23/21 Methods: EPA 200.7, SW846 6010D
QC Limits: result < RL Run ID: MA51015 Units: ug/l

Time:			16:11		16:50		17:51	
Sample ID:			CCB8		CCB9		CCB10	
Metal	RL	IDL	raw	final	raw	final	raw	final
Aluminum	200	16	anr					
Antimony	6.0	2.5	0.100	<6.0	-0.100	<6.0	0.100	<6.0
Arsenic	3.0	2	-0.600	<3.0	0.400	<3.0	0.400	<3.0
Barium	200	.4	anr					
Beryllium	1.0	.1	0.00	<1.0	0.00	<1.0	0.00	<1.0
Bismuth	20	3.6						
Boron	100	1.9	anr					
Cadmium	3.0	.4	0.00	<3.0	0.00	<3.0	0.00	<3.0
Calcium	5000	5.6	-4.20	<5000	-1.20	<5000	-4.40	<5000
Cerium	100							
Chromium	10	.5	anr					
Cobalt	50	.5	0.100	<50	0.100	<50	0.00	<50
Copper	10	1	0.00	<10	-0.500	<10	-0.500	<10
Iron	100	11	2.30	<100	4.10	<100	2.70	<100
Lead	3.0	1.2	0.00	<3.0	0.100	<3.0	0.00	<3.0
Lithium	50	2.3						
Magnesium	5000	65	-39.0	<5000	-3.90	<5000	-44.1	<5000
Manganese	15	.2	0.00	<15	0.00	<15	0.00	<15
Molybdenum	20	.4	anr					
Nickel	10	.3	anr					
Phosphorus	50	4.1						
Potassium	10000	55	anr					
Selenium	10	3.5	0.900	<10	0.500	<10	1.80	<10
Silicon	200	1.6						
Silver	10	1.1	0.200	<10	-0.100	<10	-0.100	<10
Sodium	10000	11	anr					
Strontium	10	.1						
Sulfur	50	4.4	anr					
Thallium	10	2.5	0.00	<10	-0.100	<10	-0.300	<10
Tin	10	1	anr					
Titanium	10	.4	anr					
Tungsten	50	2.8						
Vanadium	50	.6	anr					

BLANK RESULTS SUMMARY
Part 1 - Initial and Continuing Calibration Blanks

Login Number: JD30019
Account: SESINJPB - SESI Consulting Engineers
Project: Ossining Investigation, 136-140 Croton Avnue, Ossining, NY

File ID: SE082321M1.ICP Date Analyzed: 08/23/21 Methods: EPA 200.7, SW846 6010D
QC Limits: result < RL Run ID: MA51015 Units: ug/l

Time: / Sample ID:			16:11 CCB8		16:50 CCB9		17:51 CCB10	
Metal	RL	IDL	raw	final	raw	final	raw	final
Zinc	20	.1	anr					
Zirconium	10	.4						

(*) Outside of QC limits
(anr) Analyte not requested

CALIBRATION CHECK STANDARDS SUMMARY
Initial Continuing Calibration Check

Login Number: JD30019
Account: SESINJPB - SESI Consulting Engineers
Project: Ossining Investigation, 136-140 Croton Avnue, Ossining, NY

File ID: SE082321M1.ICP Date Analyzed: 08/23/21 Methods: EPA 200.7, SW846 6010D
QC Limits: to % Recovery Run ID: MA51015 Units: ug/l

Time:		09:33	
Sample ID:	ICCV	ICCV1	
Metal	True	Results	% Rec
Aluminum	anr		
Antimony	2000	1980	99.0
Arsenic	2000	1980	99.0
Barium	anr		
Beryllium	2000	2000	100.0
Bismuth			
Boron	anr		
Cadmium	2000	2010	100.5
Calcium	40000	40500	101.3
Cerium			
Chromium	anr		
Cobalt	2000	1980	99.0
Copper	2000	1950	97.5
Iron	40000	40300	100.8
Lead	2000	2010	100.5
Lithium			
Magnesium	40000	39700	99.3
Manganese	2000	2050	102.5
Molybdenum	anr		
Nickel	anr		
Phosphorus			
Potassium	anr		
Selenium	2000	1990	99.5
Silicon			
Silver	250	250	100.0
Sodium	anr		
Strontium			
Sulfur	anr		
Thallium	2000	2030	101.5
Tin	anr		
Titanium	anr		
Tungsten			
Vanadium	anr		

CALIBRATION CHECK STANDARDS SUMMARY
Initial Continuing Calibration Check

Login Number: JD30019
Account: SESINJPB - SESI Consulting Engineers
Project: Ossining Investigation, 136-140 Croton Avnue, Ossining, NY

File ID: SE082321M1.ICP Date Analyzed: 08/23/21 Methods: EPA 200.7, SW846 6010D
QC Limits: to % Recovery Run ID: MA51015 Units: ug/l

Time:		09:33	
Sample ID:	ICCV	ICCV1	
Metal	True	Results	% Rec
Zinc	anr		
Zirconium			

(*) Outside of QC limits
(anr) Analyte not requested

CALIBRATION CHECK STANDARDS SUMMARY
Initial and Continuing Calibration Checks

Login Number: JD30019
Account: SESINJPB - SESI Consulting Engineers
Project: Ossining Investigation, 136-140 Croton Avnue, Ossining, NY

File ID: SE082321M1.ICP Date Analyzed: 08/23/21 Methods: EPA 200.7, SW846 6010D
QC Limits: 95 to 105 % Recovery Run ID: MA51015 Units: ug/l

Time:		09:21			10:38			11:34	
Sample ID:	ICV	ICV1		CCV	CCV1		CCV	CCV2	
Metal	True	Results	% Rec	True	Results	% Rec	True	Results	% Rec
Aluminum	anr								
Antimony	2000	1970	98.5	2000	2000	100.0	2000	2000	100.0
Arsenic	2000	1950	97.5	2000	2000	100.0	2000	2000	100.0
Barium	anr								
Beryllium	2000	2030	101.5	2000	2020	101.0	2000	2010	100.5
Bismuth									
Boron	anr								
Cadmium	2000	2040	102.0	2000	2030	101.5	2000	2040	102.0
Calcium	40000	40500	101.3	40000	40700	101.8	40000	40600	101.5
Cerium									
Chromium	anr								
Cobalt	2000	2000	100.0	2000	2000	100.0	2000	2000	100.0
Copper	2000	1990	99.5	2000	1960	98.0	2000	1940	97.0
Iron	40000	40500	101.3	40000	40700	101.8	40000	40400	101.0
Lead	2000	2040	102.0	2000	2030	101.5	2000	2040	102.0
Lithium									
Magnesium	40000	40000	100.0	40000	40100	100.3	40000	39900	99.8
Manganese	2000	2080	104.0	2000	2070	103.5	2000	2060	103.0
Molybdenum	anr								
Nickel	anr								
Phosphorus									
Potassium	anr								
Selenium	2000	2000	100.0	2000	2000	100.0	2000	2000	100.0
Silicon									
Silver	250	257	102.8	250	251	100.4	250	250	100.0
Sodium	anr								
Strontium									
Sulfur	anr								
Thallium	2000	1950	97.5	2000	2030	101.5	2000	2030	101.5
Tin	anr								
Titanium	anr								
Tungsten									
Vanadium	anr								

CALIBRATION CHECK STANDARDS SUMMARY
Initial and Continuing Calibration Checks

Login Number: JD30019
Account: SESINJPB - SESI Consulting Engineers
Project: Ossining Investigation, 136-140 Croton Avnue, Ossining, NY

File ID: SE082321M1.ICP Date Analyzed: 08/23/21 Methods: EPA 200.7, SW846 6010D
QC Limits: 95 to 105 % Recovery Run ID: MA51015 Units: ug/l

Time:		09:21			10:38			11:34	
Sample ID:	ICV	ICV1		CCV	CCV1		CCV	CCV2	
Metal	True	Results	% Rec	True	Results	% Rec	True	Results	% Rec
Zinc	anr								
Zirconium									

(*) Outside of QC limits
(anr) Analyte not requested

CALIBRATION CHECK STANDARDS SUMMARY
Initial and Continuing Calibration Checks

Login Number: JD30019
Account: SESINJPB - SESI Consulting Engineers
Project: Ossining Investigation, 136-140 Croton Avnue, Ossining, NY

File ID: SE082321M1.ICP Date Analyzed: 08/23/21 Methods: EPA 200.7, SW846 6010D
QC Limits: 95 to 105 % Recovery Run ID: MA51015 Units: ug/l

Time:		12:24			13:19			14:15	
Sample ID:	CCV	CCV3		CCV	CCV4		CCV	CCV5	
Metal	True	Results	% Rec	True	Results	% Rec	True	Results	% Rec
Aluminum	anr								
Antimony	2000	1990	99.5	2000	1960	98.0	2000	1980	99.0
Arsenic	2000	1980	99.0	2000	1960	98.0	2000	1970	98.5
Barium	anr								
Beryllium	2000	2000	100.0	2000	2000	100.0	2000	2010	100.5
Bismuth									
Boron	anr								
Cadmium	2000	2020	101.0	2000	2010	100.5	2000	2030	101.5
Calcium	40000	40500	101.3	40000	40400	101.0	40000	40600	101.5
Cerium									
Chromium	anr								
Cobalt	2000	1990	99.5	2000	1980	99.0	2000	1990	99.5
Copper	2000	1970	98.5	2000	1920	96.0	2000	1920	96.0
Iron	40000	40400	101.0	40000	40200	100.5	40000	40500	101.3
Lead	2000	2030	101.5	2000	2010	100.5	2000	2020	101.0
Lithium									
Magnesium	40000	39800	99.5	40000	39900	99.8	40000	40000	100.0
Manganese	2000	2050	102.5	2000	2040	102.0	2000	2040	102.0
Molybdenum	anr								
Nickel	anr								
Phosphorus									
Potassium	anr								
Selenium	2000	1990	99.5	2000	1960	98.0	2000	1970	98.5
Silicon									
Silver	250	250	100.0	250	248	99.2	250	248	99.2
Sodium	anr								
Strontium									
Sulfur	anr								
Thallium	2000	2010	100.5	2000	1970	98.5	2000	1990	99.5
Tin	anr								
Titanium	anr								
Tungsten									
Vanadium	anr								

CALIBRATION CHECK STANDARDS SUMMARY
Initial and Continuing Calibration Checks

Login Number: JD30019
Account: SESINJPB - SESI Consulting Engineers
Project: Ossining Investigation, 136-140 Croton Avnue, Ossining, NY

File ID: SE082321M1.ICP Date Analyzed: 08/23/21 Methods: EPA 200.7, SW846 6010D
QC Limits: 95 to 105 % Recovery Run ID: MA51015 Units: ug/l

Time:		12:24			13:19			14:15	
Sample ID:	CCV	CCV3		CCV	CCV4		CCV	CCV5	
Metal	True	Results	% Rec	True	Results	% Rec	True	Results	% Rec
Zinc	anr								
Zirconium									

(*) Outside of QC limits
(anr) Analyte not requested

CALIBRATION CHECK STANDARDS SUMMARY
Initial and Continuing Calibration Checks

Login Number: JD30019
Account: SESINJPB - SESI Consulting Engineers
Project: Ossining Investigation, 136-140 Croton Avnue, Ossining, NY

File ID: SE082321M1.ICP Date Analyzed: 08/23/21 Methods: EPA 200.7, SW846 6010D
QC Limits: 95 to 105 % Recovery Run ID: MA51015 Units: ug/l

Time:		15:11			16:06			16:46	
Sample ID:	CCV	CCV6		CCV	CCV7		CCV	CCV8	
Metal	True	Results	% Rec	True	Results	% Rec	True	Results	% Rec
Aluminum	anr								
Antimony	2000	1990	99.5	2000	1990	99.5	2000	1990	99.5
Arsenic	2000	1990	99.5	2000	1970	98.5	2000	1980	99.0
Barium	anr								
Beryllium	2000	2020	101.0	2000	2000	100.0	2000	2010	100.5
Bismuth									
Boron	anr								
Cadmium	2000	2030	101.5	2000	2010	100.5	2000	2020	101.0
Calcium	40000	40800	102.0	40000	40200	100.5	40000	40600	101.5
Cerium									
Chromium	anr								
Cobalt	2000	1990	99.5	2000	1970	98.5	2000	1990	99.5
Copper	2000	1950	97.5	2000	1930	96.5	2000	1930	96.5
Iron	40000	40800	102.0	40000	40300	100.8	40000	40600	101.5
Lead	2000	2030	101.5	2000	2010	100.5	2000	2030	101.5
Lithium									
Magnesium	40000	40500	101.3	40000	39700	99.3	40000	40200	100.5
Manganese	2000	2060	103.0	2000	2040	102.0	2000	2050	102.5
Molybdenum	anr								
Nickel	anr								
Phosphorus									
Potassium	anr								
Selenium	2000	1990	99.5	2000	1960	98.0	2000	1970	98.5
Silicon									
Silver	250	250	100.0	250	249	99.6	250	250	100.0
Sodium	anr								
Strontium									
Sulfur	anr								
Thallium	2000	2030	101.5	2000	1950	97.5	2000	2000	100.0
Tin	anr								
Titanium	anr								
Tungsten									
Vanadium	anr								

CALIBRATION CHECK STANDARDS SUMMARY
Initial and Continuing Calibration Checks

Login Number: JD30019
Account: SESINJPB - SESI Consulting Engineers
Project: Ossining Investigation, 136-140 Croton Avnue, Ossining, NY

File ID: SE082321M1.ICP Date Analyzed: 08/23/21 Methods: EPA 200.7, SW846 6010D
QC Limits: 95 to 105 % Recovery Run ID: MA51015 Units: ug/l

Time:		15:11			16:06			16:46	
Sample ID:	CCV	CCV6		CCV	CCV7		CCV	CCV8	
Metal	True	Results	% Rec	True	Results	% Rec	True	Results	% Rec
Zinc	anr								
Zirconium									

(*) Outside of QC limits
(anr) Analyte not requested

CALIBRATION CHECK STANDARDS SUMMARY
Initial and Continuing Calibration Checks

Login Number: JD30019
Account: SESINJPB - SESI Consulting Engineers
Project: Ossining Investigation, 136-140 Croton Avnue, Ossining, NY

File ID: SE082321M1.ICP Date Analyzed: 08/23/21 Methods: EPA 200.7, SW846 6010D
QC Limits: 95 to 105 % Recovery Run ID: MA51015 Units: ug/l

Time:		17:46	
Sample ID:	CCV	CCV9	
Metal	True	Results	% Rec
Aluminum	anr		
Antimony	2000	2000	100.0
Arsenic	2000	1990	99.5
Barium	anr		
Beryllium	2000	2000	100.0
Bismuth			
Boron	anr		
Cadmium	2000	2030	101.5
Calcium	40000	40500	101.3
Cerium			
Chromium	anr		
Cobalt	2000	1990	99.5
Copper	2000	1910	95.5
Iron	40000	40400	101.0
Lead	2000	2030	101.5
Lithium			
Magnesium	40000	40000	100.0
Manganese	2000	2050	102.5
Molybdenum	anr		
Nickel	anr		
Phosphorus			
Potassium	anr		
Selenium	2000	1970	98.5
Silicon			
Silver	250	249	99.6
Sodium	anr		
Strontium			
Sulfur	anr		
Thallium	2000	1990	99.5
Tin	anr		
Titanium	anr		
Tungsten			
Vanadium	anr		

CALIBRATION CHECK STANDARDS SUMMARY
Initial and Continuing Calibration Checks

Login Number: JD30019
Account: SESINJPB - SESI Consulting Engineers
Project: Ossining Investigation, 136-140 Croton Avnue, Ossining, NY

File ID: SE082321M1.ICP Date Analyzed: 08/23/21 Methods: EPA 200.7, SW846 6010D
QC Limits: 95 to 105 % Recovery Run ID: MA51015 Units: ug/l

Time:		17:46	
Sample ID:	CCV	CCV9	
Metal	True	Results	% Rec
Zinc	anr		
Zirconium			

(*) Outside of QC limits
(anr) Analyte not requested

HIGH STANDARD CHECK SUMMARY

Login Number: JD30019
Account: SESINJPB - SESI Consulting Engineers
Project: Ossining Investigation, 136-140 Croton Avnue, Ossining, NY

File ID: SE082321M1.ICP Date Analyzed: 08/23/21 Methods: EPA 200.7, SW846 6010D
QC Limits: 90 to 110 % Recovery Run ID: MA51015 Units: ug/l

Time:		10:17			10:22	
Sample ID:	HSTD	HSTD1		HSTD	HSTD2	
Metal	True	Results	% Rec	True	Results	% Rec
Aluminum						
Antimony	8000	8100	101.3			
Arsenic	8000	7990	99.9			
Barium	anr					
Beryllium	8000	8240	103.0			
Bismuth						
Boron	anr					
Cadmium	8000	7720	96.5			
Calcium				200000	199000	99.5
Cerium						
Chromium	anr					
Cobalt	8000	8050	100.6			
Copper	8000	8370	104.6			
Iron				200000	199000	99.5
Lead	8000	8140	101.8			
Lithium						
Magnesium				300000	305000	101.7
Manganese	8000	8300	103.8			
Molybdenum	anr					
Nickel	anr					
Phosphorus						
Potassium						
Selenium	8000	8140	101.8			
Silicon						
Silver	625	615	98.4			
Sodium						
Strontium						
Sulfur	anr					
Thallium	8000	8230	102.9			
Tin	anr					
Titanium	anr					
Tungsten						
Vanadium	anr					

HIGH STANDARD CHECK SUMMARY

Login Number: JD30019
Account: SESINJPB - SESI Consulting Engineers
Project: Ossining Investigation, 136-140 Croton Avnue, Ossining, NY

File ID: SE082321M1.ICP Date Analyzed: 08/23/21 Methods: EPA 200.7, SW846 6010D
QC Limits: 90 to 110 % Recovery Run ID: MA51015 Units: ug/l

Time:		10:17			10:22	
Sample ID:	HSTD	HSTD1		HSTD	HSTD2	
Metal	True	Results	% Rec	True	Results	% Rec
Zinc	anr					
Zirconium						

(*) Outside of QC limits
(anr) Analyte not requested

LOW CALIBRATION CHECK STANDARDS SUMMARY

Login Number: JD30019
Account: SESINJPB - SESI Consulting Engineers
Project: Ossining Investigation, 136-140 Croton Avnue, Ossining, NY

File ID: SE082321M1.ICP Date Analyzed: 08/23/21 Methods: EPA 200.7, SW846 6010D
QC Limits: CRI 80-120% CRIA 80-120% Run ID: MA51015 Units: ug/l

Time:				09:45		09:50	
Sample ID:	CRI	CRIA	CRID	CRI1		CRID1	
Metal	True	True	True	Results	% Rec	Results	% Rec
Aluminum	200	500	100	anr			
Antimony	6.0	20	3.0	7.10	118.3		
Arsenic	8.0	20	3.0	7.40	92.5	2.50	83.3
Barium	200		4.0	anr			
Beryllium	2.0		1.0	2.10	105.0	1.00	100.0
Bismuth	20						
Boron	100		10	anr			
Cadmium	3.0		1.0	3.40	113.3	1.10	110.0
Calcium	5000	2000	1000	5330	106.6	1080	108.0
Cerium							
Chromium	10		2.0	anr			
Cobalt	50		3.0	50.4	100.8	2.90	96.7
Copper	10		2.0	10.2	102.0		
Iron	100	500		110	110.0		
Lead	3.0	20	2.5	3.00	100.0		
Lithium	50						
Magnesium	5000	2000	100	5180	103.6	80.5	80.5
Manganese	15		3.0	16.3	108.7	3.30	110.0
Molybdenum	20			anr			
Nickel	10		4.0	anr			
Phosphorus	50						
Potassium	5000		2000	anr			
Selenium	10	20	5.0	10.7	107.0	5.30	106.0
Silicon	200						
Silver	5.0		2.0	4.90	98.0		
Sodium	5000		1000	anr			
Strontium	10						
Sulfur	50			anr			
Thallium	10		2.0	11.6	116.0		
Tin	10			anr			
Titanium	10			anr			
Tungsten	50						
Vanadium	50		2.0	anr			

LOW CALIBRATION CHECK STANDARDS SUMMARY

Login Number: JD30019
Account: SESINJPB - SESI Consulting Engineers
Project: Ossining Investigation, 136-140 Croton Avnue, Ossining, NY

File ID: SE082321M1.ICP Date Analyzed: 08/23/21 Methods: EPA 200.7, SW846 6010D
QC Limits: CRI 80-120% CRIA 80-120% Run ID: MA51015 Units: ug/l

Time:				09:45		09:50	
Sample ID:	CRI	CRIA	CRID	CRI1		CRID1	
Metal	True	True	True	Results	% Rec	Results	% Rec
Zinc	20		10	anr			
Zirconium	10						

(*) Outside of QC limits
(anr) Analyte not requested

INTERFERING ELEMENT CHECK STANDARDS SUMMARY
Part 1 - ICSA and ICSAB Standards

Login Number: JD30019
Account: SESINJPB - SESI Consulting Engineers
Project: Ossining Investigation, 136-140 Croton Avnue, Ossining, NY

File ID: SE082321M1.ICP Date Analyzed: 08/23/21 Methods: EPA 200.7, SW846 6010D
QC Limits: 80 to 120 % Recovery Run ID: MA51015 Units: ug/l

Time:			10:07		10:12	
Sample ID:	ICSA	ICSAB	ICSA1		ICSAB1	
Metal	True	True	Results	% Rec	Results	% Rec
Aluminum	500000	500000	509000	101.8	508000	101.6
Antimony		1000	0.300		975	97.5
Arsenic		1000	-1.00		976	97.6
Barium		500	105		511	102.2
Beryllium		500	0.300		505	101.0
Bismuth		500	3.50		493	98.6
Boron		500	-6.60		477	95.4
Cadmium		1000	2.60		1060	106.0
Calcium	400000	400000	389000	97.3	390000	97.5
Cerium			119*		608*	
Chromium		500	-2.00		489	97.8
Cobalt		500	0.100		489	97.8
Copper		500	6.40		519	103.8
Iron	200000	200000	196000	98.0	196000	98.0
Lead		1000	2.00		991	99.1
Lithium		500	-15.9		479	95.8
Magnesium	500000	500000	502000	100.4	502000	100.4
Manganese		500	-0.400		516	103.2
Molybdenum		500	-1.30		452	90.4
Nickel		1000	-1.10		993	99.3
Phosphorus		500	15.0		509	101.8
Potassium			141		136	
Selenium		1000	-8.30		892	89.2
Silicon		500	-4.60		504	100.8
Silver		1000	1.60		1030	103.0
Sodium			-1.30		-21.0	
Strontium		500	1.30		491	98.2
Sulfur		500	9.10		446	89.2
Thallium		1000	-6.70		832	83.2
Tin		500	0.300		463	92.6
Titanium		500	-1.00		497	99.4
Tungsten		500	11.3		484	96.8
Vanadium		500	1.60		499	99.8

INTERFERING ELEMENT CHECK STANDARDS SUMMARY
Part 1 - ICSA and ICSAB Standards

Login Number: JD30019
Account: SESINJPB - SESI Consulting Engineers
Project: Ossining Investigation, 136-140 Croton Avnue, Ossining, NY

File ID: SE082321M1.ICP Date Analyzed: 08/23/21 Methods: EPA 200.7, SW846 6010D
QC Limits: 80 to 120 % Recovery Run ID: MA51015 Units: ug/l

Time:			10:07		10:12	
Sample ID:	ICSA	ICSAB	ICSA1		ICSAB1	
Metal	True	True	Results	% Rec	Results	% Rec
Zinc		1000	7.80		980	98.0
Zirconium		500	1.50		465	93.0

(*) Outside of QC limits
(anr) Analyte not requested

BLANK RESULTS SUMMARY
Part 2 - Method Blanks

Login Number: JD30019
Account: SESINJPB - SESI Consulting Engineers
Project: Ossining Investigation, 136-140 Croton Avnue, Ossining, NY

QC Batch ID: MP28146
Matrix Type: SOLID

Methods: SW846 6010D
Units: mg/kg

Prep Date: 08/19/21

Metal	RL	IDL	MDL	MB raw	final
Aluminum	50	.92	8.1	5.2	<50
Antimony	2.0	.28	.41	0.090	<2.0
Arsenic	2.0	.26	.28	-0.060	<2.0
Barium	20	.02	1.9	0.10	<20
Beryllium	0.20	.02	.08	0.0	<0.20
Bismuth	2.0	.25	.52		
Boron	10	.18	3.7		
Cadmium	0.50	.04	.07	0.050	<0.50
Calcium	500	1.3	21	12.2	<500
Chromium	1.0	.07	.37	0.18	<1.0
Cobalt	5.0	.06	.28	0.050	<5.0
Copper	2.5	.07	.84	0.17	<2.5
Iron	50	.33	19	8.6	<50
Lead	2.0	.2	.41	0.090	<2.0
Lithium	5.0	.15	.92		
Magnesium	500	2.5	14	7.4	<500
Manganese	1.5	.01	.41	0.21	<1.5
Molybdenum	2.0	.06	.32		
Nickel	4.0	.08	.35	0.080	<4.0
Phosphorus	20	.7	3.3		
Potassium	1000	3.5	32	16.7	<1000
Selenium	2.0	.36	.65	0.090	<2.0
Silicon	20	.22	11		
Silver	0.50	.06	.17	-0.040	<0.50
Sodium	1000	1.4	78	69.6	<1000
Strontium	5.0	.01	.18		
Sulfur	10	.37	3.9		
Thallium	1.0	.52	.58	-0.050	<1.0
Tin	20	.14	3.8		
Titanium	1.0	.08	.34		
Tungsten	5.0	.13	1.8		
Vanadium	5.0	.05	.19	-0.020	<5.0
Zinc	5.0	.03	2.3	1.7	<5.0

BLANK RESULTS SUMMARY
Part 2 - Method Blanks

Login Number: JD30019
Account: SESINJPB - SESI Consulting Engineers
Project: Ossining Investigation, 136-140 Croton Avnue, Ossining, NY

QC Batch ID: MP28146 Methods: SW846 6010D
Matrix Type: SOLID Units: mg/kg

Prep Date: 08/19/21

Metal	RL	IDL	MDL	MB raw	final
Zirconium	2.0	.05	.54		

Associated samples MP28146: JD30019-1, JD30019-2, JD30019-3, JD30019-4, JD30019-5, JD30019-6

Results < IDL are shown as zero for calculation purposes
(*) Outside of QC limits
(anr) Analyte not requested

MATRIX SPIKE AND DUPLICATE RESULTS SUMMARY

Login Number: JD30019
Account: SESINJPB - SESI Consulting Engineers
Project: Ossining Investigation, 136-140 Croton Avnue, Ossining, NY

QC Batch ID: MP28146
Matrix Type: SOLID

Methods: SW846 6010D
Units: mg/kg

Prep Date: 08/19/21

Metal	JD30038-6 Original	MS	Spikelot MPSPK2	% Rec	QC Limits
Aluminum	23200	29100	2800	210.5(a)	75-125
Antimony	0.0	96.5	224	43.0N(b)	75-125
Arsenic	3.4	222	224	97.5	75-125
Barium	255	447	224	85.6	75-125
Beryllium	1.6	232	224	102.8	75-125
Bismuth					
Boron					
Cadmium	1.3	235	224	104.2	75-125
Calcium	1120	3540	2800	86.3	75-125
Chromium	44.2	244	224	89.1	75-125
Cobalt	14.5	238	224	99.7	75-125
Copper	34.8	248	224	95.1	75-125
Iron	42600	43900	2800	46.4 (a)	75-125
Lead	9.5	237	224	101.5	75-125
Lithium					
Magnesium	9470	11700	2800	79.6	75-125
Manganese	312	538	224	100.8	75-125
Molybdenum					
Nickel	30.1	228	224	88.3	75-125
Phosphorus					
Potassium	13600	15500	2800	67.8 (a)	75-125
Selenium	0.0	218	224	97.2	75-125
Silicon					
Silver	4.6	32.4	28	99.2	75-125
Sodium	420	2880	2800	87.8	75-125
Strontium					
Sulfur					
Thallium	0.0	225	224	100.3	75-125
Tin					
Titanium					
Tungsten					
Vanadium	64.0	259	224	87.0	75-125
Zinc	180	376	224	87.4	75-125

MATRIX SPIKE AND DUPLICATE RESULTS SUMMARY

Login Number: JD30019
Account: SESINJPB - SESI Consulting Engineers
Project: Ossining Investigation, 136-140 Croton Avnue, Ossining, NY

QC Batch ID: MP28146 Methods: SW846 6010D
Matrix Type: SOLID Units: mg/kg

Prep Date: 08/19/21

Metal	JD30038-6 Original MS	Spikelot MPSPK2	% Rec	QC Limits
Zirconium				

Associated samples MP28146: JD30019-1, JD30019-2, JD30019-3, JD30019-4, JD30019-5, JD30019-6

Results < IDL are shown as zero for calculation purposes
(*) Outside of QC limits
(N) Matrix Spike Rec. outside of QC limits
(anr) Analyte not requested
(a) Spike amount low relative to the sample amount. Refer to lab control or spike blank for recovery information.
(b) Spike recovery indicates possible matrix interference and/or sample nonhomogeneity.

MATRIX SPIKE AND DUPLICATE RESULTS SUMMARY

Login Number: JD30019
Account: SESINJPB - SESI Consulting Engineers
Project: Ossining Investigation, 136-140 Croton Avnue, Ossining, NY

QC Batch ID: MP28146
Matrix Type: SOLID

Methods: SW846 6010D
Units: mg/kg

Prep Date: 08/19/21

Metal	JD30038-6 Original	MSD	Spikelot MPSPK2	% Rec	MSD RPD	QC Limit
Aluminum	23200	30300	2770	255.9(a)	4.0	20
Antimony	0.0	89.5	222	40.3N(b)	7.5	20
Arsenic	3.4	212	222	94.0	4.6	20
Barium	255	454	222	89.6	1.6	20
Beryllium	1.6	231	222	103.3	0.4	20
Bismuth						
Boron						
Cadmium	1.3	232	222	103.9	1.3	20
Calcium	1120	3490	2770	85.4	1.4	20
Chromium	44.2	246	222	90.9	0.8	20
Cobalt	14.5	238	222	100.7	0.0	20
Copper	34.8	247	222	95.6	0.4	20
Iron	42600	45800	2770	115.3	4.2	20
Lead	9.5	238	222	102.9	0.4	20
Lithium						
Magnesium	9470	12300	2770	102.0	5.0	20
Manganese	312	556	222	109.9	3.3	20
Molybdenum						
Nickel	30.1	225	222	87.8	1.3	20
Phosphorus						
Potassium	13600	16400	2770	100.9	5.6	20
Selenium	0.0	216	222	97.3	0.9	20
Silicon						
Silver	4.6	32.9	27.7	102.0	1.5	20
Sodium	420	2870	2770	88.3	0.3	20
Strontium						
Sulfur						
Thallium	0.0	225	222	101.4	0.0	20
Tin						
Titanium						
Tungsten						
Vanadium	64.0	260	222	88.3	0.4	20
Zinc	180	394	222	96.4	4.7	20

MATRIX SPIKE AND DUPLICATE RESULTS SUMMARY

Login Number: JD30019
Account: SESINJPB - SESI Consulting Engineers
Project: Ossining Investigation, 136-140 Croton Avnue, Ossining, NY

QC Batch ID: MP28146 Methods: SW846 6010D
Matrix Type: SOLID Units: mg/kg

Prep Date: 08/19/21

Metal	JD30038-6 Original MSD	Spikelot MPSPK2	% Rec	MSD RPD	QC Limit
Zirconium					

Associated samples MP28146: JD30019-1, JD30019-2, JD30019-3, JD30019-4, JD30019-5, JD30019-6

Results < IDL are shown as zero for calculation purposes
(*) Outside of QC limits
(N) Matrix Spike Rec. outside of QC limits
(anr) Analyte not requested
(a) Spike amount low relative to the sample amount. Refer to lab control or spike blank for recovery information.
(b) Spike recovery indicates possible matrix interference and/or sample nonhomogeneity.

SPIKE BLANK AND LAB CONTROL SAMPLE SUMMARY

Login Number: JD30019
Account: SESINJPB - SESI Consulting Engineers
Project: Ossining Investigation, 136-140 Croton Avnue, Ossining, NY

QC Batch ID: MP28146
Matrix Type: SOLID

Methods: SW846 6010D
Units: mg/kg

Prep Date: 08/19/21

Metal	BSP Result	Spikelot MPSPK2	% Rec	QC Limits
Aluminum	2420	2500	96.8	80-120
Antimony	176	200	88.0	80-120
Arsenic	181	200	90.5	80-120
Barium	187	200	93.5	80-120
Beryllium	190	200	95.0	80-120
Bismuth				
Boron				
Cadmium	184	200	92.0	80-120
Calcium	2510	2500	100.4	80-120
Chromium	193	200	96.5	80-120
Cobalt	193	200	96.5	80-120
Copper	187	200	93.5	80-120
Iron	2490	2500	99.6	80-120
Lead	195	200	97.5	80-120
Lithium				
Magnesium	2480	2500	99.2	80-120
Manganese	196	200	98.0	80-120
Molybdenum				
Nickel	194	200	97.0	80-120
Phosphorus				
Potassium	2360	2500	94.4	80-120
Selenium	181	200	90.5	80-120
Silicon				
Silver	23.4	25	93.6	80-120
Sodium	2320	2500	92.8	80-120
Strontium				
Sulfur				
Thallium	197	200	98.5	80-120
Tin				
Titanium				
Tungsten				
Vanadium	192	200	96.0	80-120
Zinc	192	200	96.0	80-120

SPIKE BLANK AND LAB CONTROL SAMPLE SUMMARY

Login Number: JD30019
Account: SESINJPB - SESI Consulting Engineers
Project: Ossining Investigation, 136-140 Croton Avnue, Ossining, NY

QC Batch ID: MP28146 Methods: SW846 6010D
Matrix Type: SOLID Units: mg/kg

Prep Date: 08/19/21

Metal	BSP Result	Spikelot MPSPK2	% Rec	QC Limits
Zirconium				

Associated samples MP28146: JD30019-1, JD30019-2, JD30019-3, JD30019-4, JD30019-5, JD30019-6

Results < IDL are shown as zero for calculation purposes
(*) Outside of QC limits
(anr) Analyte not requested

SERIAL DILUTION RESULTS SUMMARY

Login Number: JD30019
Account: SESINJPB - SESI Consulting Engineers
Project: Ossining Investigation, 136-140 Croton Avnue, Ossining, NY

QC Batch ID: MP28146
Matrix Type: SOLID

Methods: SW846 6010D
Units: ug/l

Prep Date: 08/19/21

Metal	JD30038-6 Original	SDL 1:5	%DIF	QC Limits
Aluminum	209000	238000	14.1*(a)	0-10
Antimony	0.00	0.00	NC	0-10
Arsenic	30.6	0.00	100.0(b)	0-10
Barium	2300	2620	14.0*(a)	0-10
Beryllium	14.6	14.1	3.4	0-10
Bismuth				
Boron				
Cadmium	12.1	10.8	10.7 (b)	0-10
Calcium	10100	11900	17.2*(a)	0-10
Chromium	398	462	16.1*(a)	0-10
Cobalt	131	134	2.6	0-10
Copper	313	332	5.8	0-10
Iron	383000	406000	5.8	0-10
Lead	85.3	103	20.4 (b)	0-10
Lithium				
Magnesium	85300	97900	14.7*(a)	0-10
Manganese	2820	2950	4.8	0-10
Molybdenum				
Nickel	271	316	16.6*(a)	0-10
Phosphorus				
Potassium	123000	138000	12.8*(a)	0-10
Selenium	0.00	0.00	NC	0-10
Silicon				
Silver	41.7	35.5	14.9 (b)	0-10
Sodium	3780	4510	19.3*(a)	0-10
Strontium				
Sulfur				
Thallium	0.00	0.00	NC	0-10
Tin				
Titanium				
Tungsten				
Vanadium	577	659	14.3*(a)	0-10
Zinc	1620	1920	18.2*(a)	0-10

SERIAL DILUTION RESULTS SUMMARY

Login Number: JD30019
Account: SESINJPB - SESI Consulting Engineers
Project: Ossining Investigation, 136-140 Croton Avnue, Ossining, NY

QC Batch ID: MP28146 Methods: SW846 6010D
Matrix Type: SOLID Units: ug/l

Prep Date: 08/19/21

	JD30038-6		QC
Metal	Original SDL 1:5	%DIF	Limits
Zirconium			

Associated samples MP28146: JD30019-1, JD30019-2, JD30019-3, JD30019-4, JD30019-5, JD30019-6

Results < IDL are shown as zero for calculation purposes
(*) Outside of QC limits
(anr) Analyte not requested
(a) Serial dilution indicates possible matrix interference.
(b) Percent difference acceptable due to low initial sample concentration (< 50 times IDL).

POST DIGESTATE SPIKE SUMMARY

Login Number: JD30019
Account: SESINJPB - SESI Consulting Engineers
Project: Ossining Investigation, 136-140 Croton Avnue, Ossining, NY

QC Batch ID: MP28146
Matrix Type: SOLID

Methods: SW846 6010D
Units: ug/l

Prep Date: 08/19/21

Metal	Sample ml	Final ml	JD30038-6 Raw	Corr.**	PS ug/l	Spike ml	Spike ug/ml	Spike ug/l	% Rec	QC Limits
Aluminum										
Antimony	19.25	20			2064	0.2	200	2000	103.2	80-120
Arsenic										
Barium										
Beryllium										
Bismuth										
Boron										
Cadmium										
Calcium										
Chromium										
Cobalt										
Copper										
Iron										
Lead										
Lithium										
Magnesium										
Manganese										
Molybdenum										
Nickel										
Phosphorus										
Potassium										
Selenium										
Silicon										
Silver										
Sodium										
Strontium										
Sulfur										
Thallium										
Tin										
Titanium										
Tungsten										
Vanadium										
Zinc										

POST DIGESTATE SPIKE SUMMARY

Login Number: JD30019
Account: SESINJPB - SESI Consulting Engineers
Project: Ossining Investigation, 136-140 Croton Avnue, Ossining, NY

QC Batch ID: MP28146
Matrix Type: SOLID

Methods: SW846 6010D
Units: ug/l

Prep Date: 08/19/21

Metal	Sample ml	Final ml	JD30038-6 Raw	Corr.**	PS ug/l	Spike ml	Spike ug/ml	Spike ug/l	% Rec	QC Limits
Zirconium										

Associated samples MP28146: JD30019-1, JD30019-2, JD30019-3, JD30019-4, JD30019-5, JD30019-6

Results < IDL are shown as zero for calculation purposes
(*) Outside of QC limits
(**) Corr. sample result = Raw * (sample volume / final volume)
(anr) Analyte not requested

BLANK RESULTS SUMMARY
Part 2 - Method Blanks

Login Number: JD30019
Account: SESINJPB - SESI Consulting Engineers
Project: Ossining Investigation, 136-140 Croton Avnue, Ossining, NY

QC Batch ID: MP28158 Methods: SW846 7471B
Matrix Type: SOLID Units: mg/kg

Prep Date: 08/19/21

Metal	RL	IDL	MDL	MB raw	final
Mercury	0.033	.0057	.015	-0.0041	<0.033

Associated samples MP28158: JD30019-1, JD30019-2, JD30019-3, JD30019-4, JD30019-5, JD30019-6

Results < IDL are shown as zero for calculation purposes
(*) Outside of QC limits
(anr) Analyte not requested

MATRIX SPIKE AND DUPLICATE RESULTS SUMMARY

Login Number: JD30019
Account: SESINJPB - SESI Consulting Engineers
Project: Ossining Investigation, 136-140 Croton Avnue, Ossining, NY

QC Batch ID: MP28158
Matrix Type: SOLID
Methods: SW846 7471B
Units: mg/kg

Prep Date: 08/19/21

Metal	JD29999-3 Original	MS	Spikelot HGPWS1	% Rec	QC Limits
Mercury	0.0099	0.31	0.284	105.8	80-120

Associated samples MP28158: JD30019-1, JD30019-2, JD30019-3, JD30019-4, JD30019-5, JD30019-6

Results < IDL are shown as zero for calculation purposes
(*) Outside of QC limits
(N) Matrix Spike Rec. outside of QC limits
(anr) Analyte not requested

MATRIX SPIKE AND DUPLICATE RESULTS SUMMARY

Login Number: JD30019
Account: SESINJPB - SESI Consulting Engineers
Project: Ossining Investigation, 136-140 Croton Avnue, Ossining, NY

QC Batch ID: MP28158 Methods: SW846 7471B
Matrix Type: SOLID Units: mg/kg

Prep Date: 08/19/21

Metal	JD29999-3 Original	MSD	Spikelot HGPWS1	% Rec	MSD RPD	QC Limit
Mercury	0.0099	0.30	0.278	104.4	3.3	20

Associated samples MP28158: JD30019-1, JD30019-2, JD30019-3, JD30019-4, JD30019-5, JD30019-6

Results < IDL are shown as zero for calculation purposes
(*) Outside of QC limits
(N) Matrix Spike Rec. outside of QC limits
(anr) Analyte not requested

SPIKE BLANK AND LAB CONTROL SAMPLE SUMMARY

Login Number: JD30019
Account: SESINJPB - SESI Consulting Engineers
Project: Ossining Investigation, 136-140 Croton Avnue, Ossining, NY

QC Batch ID: MP28158
Matrix Type: SOLID

Methods: SW846 7471B
Units: mg/kg

Prep Date: 08/19/21

Metal	BSP Result	Spikelot HGPWS1	% Rec	QC Limits
Mercury	0.38	0.333	114.0	80-120

Associated samples MP28158: JD30019-1, JD30019-2, JD30019-3, JD30019-4, JD30019-5, JD30019-6

Results < IDL are shown as zero for calculation purposes
(*) Outside of QC limits
(anr) Analyte not requested

Instrument Detection Limits

Job Number: JD30019
Account: SESINJPB SESI Consulting Engineers
Project: Ossining Investigation, 136-140 Croton Avnue, Ossining, NY

Instrument ID: LEEMANHG9 **Effective Date:** 01/12/21

Analyte	IDL ug/l
Mercury	.034

The above applies to the following instrument runs:
MA50998

Instrument Detection Limits

Job Number: JD30019
Account: SESINJPB SESI Consulting Engineers
Project: Ossining Investigation, 136-140 Croton Avnue, Ossining, NY

Instrument ID: SSTRACE5 **Effective Date:** 02/11/21

Analyte	IDL ug/l
Aluminum	15.9
Antimony	2.5
Arsenic	2
Barium	.4
Beryllium	.1
Bismuth	3.6
Boron	1.9
Cadmium	.4
Calcium	5.6
Chromium	.5
Cobalt	.5
Copper	1
Iron	11.1
Lead	1.2
Lithium	2.3
Magnesium	64.9
Manganese	.2
Molybdenum	.4
Nickel	.3
Phosphorus	4.1
Potassium	55.1
Selenium	3.5
Silicon	1.6
Silver	1.1
Sodium	11.1
Sulfur	4.4
Strontium	.1
Thallium	2.5
Tin	1
Titanium	.4
Tungsten	2.8
Vanadium	.6
Zinc	.1
Zirconium	.4

The above applies to the following instrument runs:
MA51015

Instrument Detection Limits

Job Number: JD30019
Account: SESINJPB SESI Consulting Engineers
Project: Ossining Investigation, 136-140 Croton Avnue, Ossining, NY

Instrument ID: SSTRACE6 **Effective Date:** 02/11/21

Analyte	IDL ug/l
Aluminum	9.2
Antimony	2.8
Arsenic	2.6
Barium	.2
Beryllium	.2
Bismuth	2.5
Boron	1.8
Cadmium	.4
Calcium	13
Chromium	.7
Cobalt	.6
Copper	.7
Iron	3.3
Lead	2
Lithium	1.5
Magnesium	24.8
Manganese	.1
Molybdenum	.6
Nickel	.8
Phosphorus	7
Potassium	34.5
Selenium	3.6
Silicon	2.2
Silver	.6
Sodium	13.9
Sulfur	3.7
Strontium	.1
Thallium	5.2
Tin	1.4
Titanium	.8
Tungsten	1.3
Vanadium	.5
Zinc	.3
Zirconium	.5

The above applies to the following instrument runs:
MA51004

Instrument Linear Ranges

Job Number: JD30019
Account: SESINJPB SESI Consulting Engineers
Project: Ossining Investigation, 136-140 Croton Avnue, Ossining, NY

Instrument ID: LEEMANHG9 **Effective Date:** 02/26/18

Analyte	Linear Range ug/l
Mercury	5

The above applies to the following instrument runs:
MA50998

Instrument Linear Ranges

Job Number: JD30019
Account: SESINJPB SESI Consulting Engineers
Project: Ossining Investigation, 136-140 Croton Avnue, Ossining, NY

Instrument ID: SSTRACE5 **Effective Date:** 08/22/19

Analyte	Linear Range ug/l
Aluminum	300000
Antimony	8000
Arsenic	8000
Barium	8000
Beryllium	8000
Bismuth	8000
Boron	8000
Cadmium	8000
Calcium	200000
Cerium	8000
Chromium	8000
Cobalt	8000
Copper	8000
Iron	200000
Lead	8000
Lithium	8000
Magnesium	300000
Manganese	8000
Molybdenum	8000
Nickel	8000
Palladium	8000
Phosphorus	8000
Potassium	200000
Selenium	8000
Silicon	25000
Silver	625
Sodium	200000
Sulfur	100000
Strontium	8000
Thallium	8000
Tin	8000
Titanium	8000
Tungsten	8000
Vanadium	8000
Zinc	8000
Zirconium	8000

The above applies to the following instrument runs:
MA51015

Instrument Linear Ranges

Job Number: JD30019
Account: SESINJPB SESI Consulting Engineers
Project: Ossining Investigation, 136-140 Croton Avnue, Ossining, NY

Instrument ID: SSTRACE6 **Effective Date:** 08/22/19

Analyte	Linear Range ug/l
Aluminum	300000
Antimony	8000
Arsenic	8000
Barium	8000
Beryllium	8000
Bismuth	8000
Boron	8000
Cadmium	8000
Calcium	200000
Cerium	8000
Chromium	8000
Cobalt	8000
Copper	8000
Iron	200000
Lead	8000
Lithium	8000
Magnesium	300000
Manganese	8000
Molybdenum	8000
Nickel	8000
Palladium	8000
Phosphorus	8000
Potassium	200000
Selenium	8000
Silicon	25000
Silver	625
Sodium	200000
Sulfur	100000
Strontium	8000
Thallium	8000
Tin	8000
Titanium	8000
Tungsten	8000
Vanadium	8000
Zinc	8000
Zirconium	8000

The above applies to the following instrument runs:
MA51004

Metals Analysis

Raw Data

MA50998

Method: ACCUTEST Operator: Admin Date of Analysis: 19 Aug 2021 10:23:36

Sample ID	Date	Type	Units	Conc.	µ Abs.	Wt.	Vol.
STDA - 1	19 Aug 2021 10:24:12	Std	ug/l	-	239	1.000	1.000
STDB - 1	19 Aug 2021 10:25:36	Std	ug/l	-	2283	1.000	1.000
STDC - 1	19 Aug 2021 10:27:02	Std	ug/l	-	5274	1.000	1.000
STDD - 1	19 Aug 2021 10:28:39	Std	ug/l	-	9801	1.000	1.000
STDE - 1	19 Aug 2021 10:30:25	Std	ug/l	-	24219	1.000	1.000
STDF - 1	19 Aug 2021 10:32:13	Std	ug/l	-	47613	1.000	1.000
SAMPLECONF - 1	19 Aug 2021 10:46:02	CK STND	ug/l	(H)118.9% 3.5666	34141	1.000	1.000
ICV - 1	19 Aug 2021 10:49:08	CK STND	ug/l	100.0% 2.9997	28778	1.000	1.000
ICB - 1	19 Aug 2021 10:50:31	CK STND	ug/l	-0.0299	116	1.000	1.000
CCV - 1	19 Aug 2021 10:52:27	CK STND	ug/l	95.1% 2.3774	22890	1.000	1.000
CCB - 1	19 Aug 2021 10:53:52	CK STND	ug/l	-0.0406	14	1.000	1.000
CRI - 1	19 Aug 2021 10:55:47	CK STND	ug/l	101.3% 0.2027	2316	1.000	1.000
MP28157-B1 - 1	19 Aug 2021 10:57:11	SMPL	ug/l	2.0659	19943	1.000	1.000
MP28157-S1 - 1	19 Aug 2021 10:58:49	SMPL	ug/l	1.7500	16955	1.000	1.000
SAMPLECONF - 1	19 Aug 2021 11:00:44	SMPL	ug/l	1.2228	11967	1.000	1.000
CCV - 1	19 Aug 2021 11:02:36	CK STND	ug/l	100.3% 2.5081	24127	1.000	1.000
CCB - 1	19 Aug 2021 11:04:28	CK STND	ug/l	0.0078	472	1.000	1.000
MP28157-MB1 - 1	19 Aug 2021 11:06:22	SMPL	ug/l	-0.0317	99	1.000	1.000
JD29985-13 - 1	19 Aug 2021 11:07:46	SMPL	ug/l	-0.0250	162	1.000	1.000
JD29730-1R - 1	19 Aug 2021 11:09:10	SMPL	ug/l	0.0071	466	1.000	1.000
JD29940-1 - 1	19 Aug 2021 11:10:35	SMPL	ug/l	0.4968	5099	1.000	1.000
JD29923-1 - 1	19 Aug 2021 11:12:01	SMPL	ug/l	0.0622	987	1.000	1.000
JD29923-2 - 1	19 Aug 2021 11:13:45	SMPL	ug/l	-0.0707	-270	1.000	1.000
CCV - 1	19 Aug 2021 11:15:12	CK STND	ug/l	102.1% 2.5536	24557	1.000	1.000
CCB - 1	19 Aug 2021 11:16:35	CK STND	ug/l	-0.0314	101	1.000	1.000
JD29923-3 - 1	19 Aug 2021 11:18:29	SMPL	ug/l	0.0197	585	1.000	1.000
JD29923-4 - 1	19 Aug 2021 11:19:54	SMPL	ug/l	-0.0110	294	1.000	1.000
JD29923-5 - 1	19 Aug 2021 11:21:22	SMPL	ug/l	0.0086	480	1.000	1.000
JD29923-6 - 1	19 Aug 2021 11:22:46	SMPL	ug/l	-0.0092	311	1.000	1.000
JD29923-7 - 1	19 Aug 2021 11:24:12	SMPL	ug/l	0.0062	457	1.000	1.000
JD29923-8 - 1	19 Aug 2021 11:25:37	SMPL	ug/l	0.0030	427	1.000	1.000
CCV - 1	19 Aug 2021 11:27:02	CK STND	ug/l	99.6% 2.4889	23945	1.000	1.000
CCB - 1	19 Aug 2021 11:28:29	CK STND	ug/l	-0.0378	41	1.000	1.000
JD29971-1 - 1	19 Aug 2021 11:30:23	SMPL	ug/l	0.0571	939	1.000	1.000
JD29971-2 - 1	19 Aug 2021 11:31:47	SMPL	ug/l	0.0325	706	1.000	1.000
JD29985-11 - 1	19 Aug 2021 11:33:15	SMPL	ug/l	-0.0226	185	1.000	1.000
JD29985-15 - 1	19 Aug 2021 11:34:43	SMPL	ug/l	-0.0147	259	1.000	1.000
JD29985-17 - 1	19 Aug 2021 11:36:08	SMPL	ug/l	-0.0041	360	1.000	1.000
JD29985-19 - 1	19 Aug 2021 11:37:34	SMPL	ug/l	-0.0515	-89	1.000	1.000
CCV - 1	19 Aug 2021 11:39:00	CK STND	ug/l	100.2% 2.5057	24104	1.000	1.000
CCB - 1	19 Aug 2021 11:40:23	CK STND	ug/l	-0.0346	71	1.000	1.000
JD29985-21 - 1	19 Aug 2021 11:42:18	SMPL	ug/l	0.2681	2935	1.000	1.000
JD29985-23 - 1	19 Aug 2021 11:43:44	SMPL	ug/l	0.1176	1511	1.000	1.000
MP28158-B1 - 1	19 Aug 2021 11:45:24	SMPL	ug/l	2.2534	21717	1.000	1.000
MP28158-S1 - 1	19 Aug 2021 11:46:55	SMPL	ug/l	2.1967	21181	1.000	1.000
MP28158-S2 - 1	19 Aug 2021 11:48:53	SMPL	ug/l	2.1565	20800	1.000	1.000
CCV - 1	19 Aug 2021 11:50:48	CK STND	ug/l	100.5% 2.5114	24158	1.000	1.000
CCB - 1	19 Aug 2021 11:52:42	CK STND	ug/l	-0.0268	145	1.000	1.000
MP28158-MB1 - 1	19 Aug 2021 11:54:37	SMPL	ug/l	-0.0247	165	1.000	1.000
JD29999-3 - 1	19 Aug 2021 11:56:02	SMPL	ug/l	0.0686	1047	1.000	1.000
JD29999-1 - 1	19 Aug 2021 11:57:26	SMPL	ug/l	0.6965	6988	1.000	1.000
JD29999-4 - 1	19 Aug 2021 11:58:54	SMPL	ug/l	0.0770	1127	1.000	1.000
JD29999-5 - 1	19 Aug 2021 12:00:40	SMPL	ug/l	0.0087	481	1.000	1.000
JD29999-7 - 1	19 Aug 2021 12:02:10	SMPL	ug/l	-0.0072	330	1.000	1.000
CCV - 1	19 Aug 2021 12:03:37	CK STND	ug/l	99.0% 2.4755	23818	1.000	1.000
CCB - 1	19 Aug 2021 12:05:03	CK STND	ug/l	-0.0282	132	1.000	1.000
JD29999-9 - 1	19 Aug 2021 12:06:59	SMPL	ug/l	0.1846	2145	1.000	1.000
JD29999-10 - 1	19 Aug 2021 12:08:25	SMPL	ug/l	-0.0080	323	1.000	1.000
JD30019-1 - 1	19 Aug 2021 12:10:02	SMPL	ug/l	0.0009	407	1.000	1.000
JD30019-2 - 1	19 Aug 2021 12:11:29	SMPL	ug/l	0.0144	535	1.000	1.000
JD30019-3 - 1	19 Aug 2021 12:12:55	SMPL	ug/l	0.1770	2073	1.000	1.000
JD30019-4 - 1	19 Aug 2021 12:14:21	SMPL	ug/l	-0.0006	393	1.000	1.000
CCV - 1	19 Aug 2021 12:15:55	CK STND	ug/l	100.3% 2.5069	24115	1.000	1.000
CCB - 1	19 Aug 2021 12:17:23	CK STND	ug/l	-0.0408	12	1.000	1.000
JD30019-5 - 1	19 Aug 2021 12:19:17	SMPL	ug/l	0.0430	805	1.000	1.000
JD30019-6 - 1	19 Aug 2021 12:20:42	SMPL	ug/l	-0.0045	356	1.000	1.000
JD30038-1 - 1	19 Aug 2021 12:22:08	SMPL	ug/l	-0.0213	197	1.000	1.000
JD30038-2 - 1	19 Aug 2021 12:23:35	SMPL	ug/l	3.1602	30296	1.000	1.000
JD30038-3 - 1	19 Aug 2021 12:24:59	SMPL	ug/l	1.3579	13245	1.000	1.000
JD30038-4 - 1	19 Aug 2021 12:26:56	SMPL	ug/l	0.6467	6517	1.000	1.000
CCV - 1	19 Aug 2021 12:28:48	CK STND	ug/l	99.9% 2.4973	24025	1.000	1.000
CCB - 1	19 Aug 2021 12:30:32	CK STND	ug/l	-0.0319	97	1.000	1.000
JD30038-5 - 1	19 Aug 2021 12:32:26	SMPL	ug/l	0.3321	3540	1.000	1.000

MA50998

Method: ACCUTEST Operator: Admin Date of Analysis: 19 Aug 2021 10:23:36

Sample ID	Date	Type	Units	Conc.	µ Abs.	Wt.	Vol.
JD30038-6 - 1	19 Aug 2021 12:33:51	SMPL	ug/l	0.0541	910	1.000	1.000
JD30038-7 - 1	19 Aug 2021 12:35:31	SMPL	ug/l	0.1212	1545	1.000	1.000
MP28156-B1 - 1	19 Aug 2021 12:37:03	SMPL	ug/l	1.9790	19121	1.000	1.000
SAMPLECONF - 1	19 Aug 2021 12:38:36	SMPL	ug/l	2.2966	22126	1.000	1.000
MP28156-S2 - 1	19 Aug 2021 12:40:31	SMPL	ug/l	1.7091	16568	1.000	1.000
CCV - 1	19 Aug 2021 12:42:25	CK STND	ug/l	100.5% 2.5135	24178	1.000	1.000
CCB - 1	19 Aug 2021 12:44:19	CK STND	ug/l	-0.0321	95	1.000	1.000
MP28156-MB1 - 1	19 Aug 2021 12:46:13	SMPL	ug/l	-0.0124	281	1.000	1.000
JD29903-1 - 1	19 Aug 2021 12:47:38	SMPL	ug/l	-0.0220	190	1.000	1.000
JD29903-2 - 1	19 Aug 2021 12:49:03	SMPL	ug/l	-0.0187	222	1.000	1.000
JD29903-3 - 1	19 Aug 2021 12:50:28	SMPL	ug/l	-0.0318	98	1.000	1.000
JD29903-4 - 1	19 Aug 2021 12:51:53	SMPL	ug/l	-0.0133	273	1.000	1.000
JD29903-5 - 1	19 Aug 2021 12:53:19	SMPL	ug/l	-0.0292	122	1.000	1.000
CCV - 1	19 Aug 2021 12:54:44	CK STND	ug/l	98.6% 2.4657	23726	1.000	1.000
CCB - 1	19 Aug 2021 12:56:09	CK STND	ug/l	-0.0363	55	1.000	1.000
JD29903-6 - 1	19 Aug 2021 12:58:04	SMPL	ug/l	-0.0273	140	1.000	1.000
JD29903-7 - 1	19 Aug 2021 12:59:29	SMPL	ug/l	-0.0177	231	1.000	1.000
JD29903-8 - 1	19 Aug 2021 13:00:55	SMPL	ug/l	-0.0086	317	1.000	1.000
JD29903-9 - 1	19 Aug 2021 13:02:21	SMPL	ug/l	-0.0161	246	1.000	1.000
JD29903-10 - 1	19 Aug 2021 13:03:46	SMPL	ug/l	-0.0268	145	1.000	1.000
JD29903-11 - 1	19 Aug 2021 13:05:11	SMPL	ug/l	-0.0282	132	1.000	1.000
CCV - 1	19 Aug 2021 13:06:36	CK STND	ug/l	97.8% 2.4445	23525	1.000	1.000
CCB - 1	19 Aug 2021 13:08:01	CK STND	ug/l	-0.0626	-194	1.000	1.000
JD29903-12 - 1	19 Aug 2021 13:09:55	SMPL	ug/l	-0.0178	230	1.000	1.000
JD29903-13 - 1	19 Aug 2021 13:11:18	SMPL	ug/l	-0.0197	212	1.000	1.000
JD29939-1 - 1	19 Aug 2021 13:12:43	SMPL	ug/l	0.3094	3326	1.000	1.000
MP28157-S2 - 1	19 Aug 2021 13:14:08	SMPL	ug/l	1.5638	15193	1.000	1.000
MP28156-S1 - 1	19 Aug 2021 13:15:48	SMPL	ug/l	1.6694	16192	1.000	1.000
CCV - 1	19 Aug 2021 13:17:40	CK STND	ug/l	97.7% 2.4433	23514	1.000	1.000
CCB - 1	19 Aug 2021 13:19:33	CK STND	ug/l	-0.0774	-334	1.000	1.000

ACCUTEST

Linear

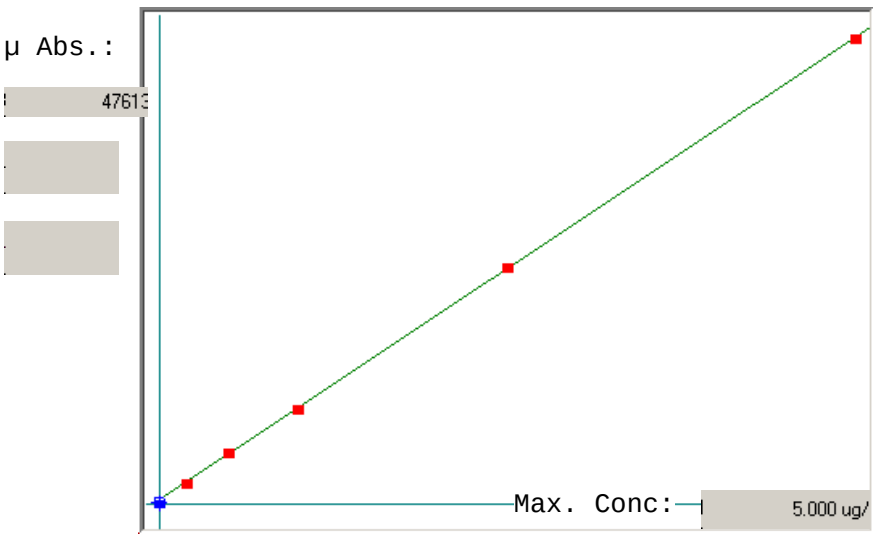

A= 0.0000e+000

B= 1.0570e-004

C= -4.2118e-002

Rho= 0.9999738

Accept= Accepted

Accepted Date=

08/19/21 10:45

Std ID	Conc.	Calc.	Dev.	Mean	SD or %RSD	Rep 1	Rep 2	Rep 3	Rep 4	Rep 5
STDA	0.000	-0.017	-0.017	239	0.000	239				
STDB	0.200	0.199	-0.001	2283	0.0 %	2283				
STDC	0.500	0.515	0.015	5274	0.0 %	5274				
STDD	1.000	0.994	-0.006	9801	0.0 %	9801				
STDE	2.500	2.518	0.018	24219	0.0 %	24219				
STDF	5.000	4.991	-0.009	47613	0.0 %	47613				

Zoom In ▶ Zoom Out

Sample Name: STDA Acquired: 8/19/2021 8:39:58 Type: Cal
Method: SGS NO VALVE3(v193) Mode: IR Corr. Factor: 1.000000
User: admin Custom ID1: Custom ID2: Custom ID3:
Comment:

Elem	Ag3280	Al3961	As1890	B_2089	Ba4554	Be3130	Bi2230	Ca3179	Cd2288
Units	Cts/S	Cts/S	Cts/S	Cts/S	Cts/S	Cts/S	Cts/S	Cts/S	Cts/S
Avg	**-.0007**	**.0038**	**-.0007**	**.0009**	**.0024**	**.0005**	**-.0009**	**.0050**	**.0004**
Stddev	.0000	.0009	.0001	.0003	.0007	.0004	.0004	.0007	.0003
%RSD	7.147	24.65	7.890	29.94	27.44	90.59	42.76	13.89	81.48
#1	-.0006	.0031	-.0007	.0006	.0017	.0002	-.0010	.0049	.0007
#2	-.0007	.0048	-.0006	.0010	.0029	.0009	-.0005	.0058	.0000
#3	-.0007	.0034	-.0007	.0012	.0026	.0002	-.0013	.0044	.0005

Elem	Ce4040	Co2286	Cr2677	Cu3247	Fe2599	K_7664	Li6707	Mg2790	Mn2576
Units	Cts/S	Cts/S	Cts/S	Cts/S	Cts/S	Cts/S	Cts/S	Cts/S	Cts/S
Avg	**.0014**	**.0001**	**.0000**	**.0094**	**.0003**	**.0091**	**-.0063**	**-.0008**	**.0000**
Stddev	.0001	.0002	.0000	.0000	.0002	.0030	.0010	.0005	.0000
%RSD	9.535	322.5	74.73	.3297	64.45	33.51	15.10	64.20	63.35
#1	.0013	.0002	.0001	.0094	.0005	.0082	-.0052	-.0003	.0000
#2	.0016	-.0002	.0000	.0094	.0001	.0066	-.0068	-.0007	.0000
#3	.0015	.0001	.0000	.0094	.0004	.0125	-.0070	-.0013	.0001

Elem	Mo2020	Na5895	Ni2316	P_1774	Pb2203	S_1820	Sb2068	Se1960	Si2124
Units	Cts/S	Cts/S	Cts/S	Cts/S	Cts/S	Cts/S	Cts/S	Cts/S	Cts/S
Avg	**.0012**	**.0032**	**-.0004**	**-.0074**	**-.0010**	**.0001**	**-.0006**	**.0003**	**.0106**
Stddev	.0005	.0038	.0001	.0003	.0002	.0003	.0003	.0003	.0005
%RSD	39.51	117.1	30.96	3.433	17.06	378.8	50.27	94.05	4.479
#1	.0007	.0017	-.0005	-.0072	-.0010	-.0003	-.0009	.0005	.0111
#2	.0014	.0005	-.0005	-.0077	-.0009	.0003	-.0003	-.0000	.0106
#3	.0016	.0076	-.0003	-.0073	-.0012	.0002	-.0007	.0005	.0102

Elem	Sn1899	Sr4077	Ti3349	Tl1908	V_2924	W_2079	Zn2062	Zr3391
Units	Cts/S	Cts/S	Cts/S	Cts/S	Cts/S	Cts/S	Cts/S	Cts/S
Avg	**.0006**	**.0012**	**-.0001**	**-.0003**	**-.0004**	**.0025**	**.0058**	**.0003**
Stddev	.0001	.0009	.0000	.0001	.0001	.0003	.0002	.0001
%RSD	11.16	73.62	31.50	37.23	20.66	13.22	3.726	39.47
#1	.0006	.0019	-.0001	-.0004	-.0004	.0024	.0061	.0004
#2	.0006	.0002	-.0002	-.0003	-.0004	.0023	.0058	.0003
#3	.0007	.0015	-.0001	-.0002	-.0003	.0029	.0056	.0002

◀ Zoom In ▶ Zoom Out

Sample Name: STDA Acquired: 8/19/2021 8:39:58 Type: Cal
Method: SGS NO VALVE3(v193) Mode: IR Corr. Factor: 1.000000
User: admin Custom ID1: Custom ID2: Custom ID3:
Comment:

Int. Std.	In2306	Y_3600	Y_3710	Y_2243
Units	Cts/S	Cts/S	Cts/S	Cts/S
Avg	**4984.0**	**56605.**	**1479.6**	**1934.3**
Stddev	14.2	105.	9.2	6.6
%RSD	.28395	.18495	.62015	.34070
#1	4971.9	56658.	1483.5	1928.8
#2	4980.4	56484.	1486.2	1932.3
#3	4999.6	56673.	1469.1	1941.6

◀ Zoom In ▶ Zoom Out

Sample Name: STDB Acquired: 8/19/2021 8:45:12 Type: Cal
Method: SGS NO VALVE3(v193) Mode: IR Corr. Factor: 1.000000
User: admin Custom ID1: Custom ID2: Custom ID3:
Comment:

Elem	Ag3280	Al3961	As1890	B_2089	Ba4554	Be3130	Bi2230	Ca3179	Cd2288
Units	Cts/S	Cts/S	Cts/S	Cts/S	Cts/S	Cts/S	Cts/S	Cts/S	Cts/S
Avg	**.1302**	**5.807**	**1.034**	**1.741**	**19.67**	**10.46**	**1.266**	**6.527**	**7.753**
Stddev	.0003	.004	.001	.002	.04	.02	.002	.012	.006
%RSD	.1970	.0780	.0953	.1130	.2199	.2384	.1875	.1864	.0821
#1	.1300	5.812	1.033	1.739	19.71	10.48	1.264	6.537	7.745
#2	.1302	5.807	1.035	1.741	19.68	10.46	1.268	6.531	7.756
#3	.1305	5.803	1.033	1.743	19.63	10.43	1.268	6.514	7.757

Elem	Ce4040	Co2286	Cr2677	Cu3247	Fe2599	K_7664	Li6707	Mg2790	Mn2576
Units	Cts/S	Cts/S	Cts/S	Cts/S	Cts/S	Cts/S	Cts/S	Cts/S	Cts/S
Avg	**.2019**	**3.073**	**.5543**	**1.341**	**2.195**	**6.034**	**8.932**	**.3871**	**1.954**
Stddev	.0002	.001	.0020	.001	.008	.017	.018	.0002	.028
%RSD	.0824	.0464	.3645	.0635	.3829	.2854	.2054	.0623	1.453
#1	.2020	3.072	.5552	1.341	2.203	6.042	8.951	.3874	1.972
#2	.2017	3.074	.5520	1.342	2.196	6.045	8.933	.3869	1.922
#3	.2020	3.072	.5557	1.340	2.186	6.014	8.914	.3872	1.969

Elem	Mo2020	Na5895	Ni2316	P_1774	Pb2203	S_1820	Sb2068	Se1960	Si2124
Units	Cts/S	Cts/S	Cts/S	Cts/S	Cts/S	Cts/S	Cts/S	Cts/S	Cts/S
Avg	**6.508**	**22.01**	**1.924**	**.8536**	**1.007**	**.5397**	**1.439**	**.7465**	**4.247**
Stddev	.004	.04	.000	.0002	.001	.0009	.002	.0015	.003
%RSD	.0695	.1630	.0104	.0287	.0731	.1713	.1091	.2073	.0698
#1	6.503	22.03	1.924	.8536	1.008	.5398	1.439	.7450	4.244
#2	6.510	22.03	1.924	.8533	1.007	.5406	1.441	.7481	4.250
#3	6.511	21.97	1.924	.8538	1.007	.5387	1.439	.7465	4.246

Elem	Sn1899	Sr4077	Ti3349	Tl1908	V_2924	W_2079	Zn2062	Zr3391
Units	Cts/S	Cts/S	Cts/S	Cts/S	Cts/S	Cts/S	Cts/S	Cts/S
Avg	**1.156**	**14.57**	**.7303**	**.2982**	**1.015**	**3.187**	**9.338**	**2.401**
Stddev	.002	.02	.0033	.0009	.002	.003	.018	.002
%RSD	.1712	.1692	.4492	.3176	.1918	.0818	.1869	.1007
#1	1.158	14.59	.7313	.2971	1.015	3.186	9.357	2.402
#2	1.154	14.57	.7266	.2989	1.014	3.186	9.322	2.398
#3	1.156	14.54	.7329	.2985	1.017	3.190	9.335	2.403

◀ Zoom In ▶ Zoom Out

Sample Name: STDB Acquired: 8/19/2021 8:45:12 Type: Cal
Method: SGS NO VALVE3(v193) Mode: IR Corr. Factor: 1.000000
User: admin Custom ID1: Custom ID2: Custom ID3:
Comment:

Int. Std.	In2306	Y_3600	Y_3710	Y_2243
Units	Cts/S	Cts/S	Cts/S	Cts/S
Avg	**4799.4**	**54356.**	**1463.0**	**1825.5**
Stddev	2.9	202.	1.3	1.7
%RSD	.06098	.37206	.09071	.09450
#1	4798.1	54239.	1461.6	1824.9
#2	4802.8	54590.	1463.5	1827.4
#3	4797.4	54240.	1464.1	1824.1

Zoom In Zoom Out

Sample Name: ccvconf Acquired: 8/19/2021 8:50:11 Type: QC
Method: SGS NO VALVE3(v193) Mode: CONC Corr. Factor: 1.000000
User: admin Custom ID1: Custom ID2: Custom ID3:
Comment:

Elem	Ag3280	Al3961	As1890	B_2089	Ba4554	Be3130	Bi2230	Ca3179	Cd2288
Units	ppm	ppm	ppm	ppm	ppm	ppm	ppm	ppm	ppm
Avg	**.2429**	**39.50**	**1.963**	**2.008**	**1.997**	**2.032**	**1.978**	**40.11**	**2.001**
Stddev	.0005	.08	.003	.003	.003	.004	.001	.07	.002
%RSD	.2196	.2036	.1460	.1642	.1392	.2089	.0259	.1692	.0957
#1	.2426	39.50	1.961	2.004	1.998	2.037	1.978	40.04	1.999
#2	.2426	39.42	1.961	2.011	1.994	2.030	1.977	40.12	2.003
#3	.2435	39.58	1.966	2.008	1.999	2.030	1.978	40.17	2.001
Check ?	Chk Pass	Chk Pass	Chk Pass	Chk Pass	Chk Pass	Chk Pass	Chk Pass	Chk Pass	Chk Pass
Value									
Range									

Elem	Ce4040	Co2286	Cr2677	Cu3247	Fe2599	K_7664	Li6707	Mg2790	Mn2576
Units	ppm	ppm	ppm	ppm	ppm	ppm	ppm	ppm	ppm
Avg	**1.961**	**2.040**	**2.010**	**1.962**	**40.09**	**39.13**	**1.944**	**40.06**	**2.048**
Stddev	.001	.002	.002	.002	.10	.06	.004	.05	.001
%RSD	.0668	.0826	.1069	.1134	.2586	.1474	.1979	.1221	.0362
#1	1.962	2.042	2.011	1.964	40.00	39.13	1.940	40.01	2.047
#2	1.961	2.039	2.007	1.960	40.07	39.19	1.945	40.05	2.048
#3	1.959	2.039	2.011	1.962	40.20	39.07	1.948	40.11	2.049
Check ?	Chk Pass	Chk Pass	Chk Pass	Chk Pass	Chk Pass	Chk Pass	Chk Pass	Chk Pass	Chk Pass
Value									
Range									

Elem	Mo2020	Na5895	Ni2316	P_1774	Pb2203	S_1820	Sb2068	Se1960	Si2124
Units	ppm	ppm	ppm	ppm	ppm	ppm	ppm	ppm	ppm
Avg	**1.992**	**39.41**	**2.064**	**1.994**	**2.063**	**1.941**	**1.965**	**1.981**	**5.017**
Stddev	.001	.04	.002	.001	.002	.003	.002	.002	.002
%RSD	.0470	.0953	.0954	.0589	.0769	.1415	.1181	.0831	.0426
#1	1.991	39.37	2.063	1.994	2.064	1.938	1.966	1.982	5.016
#2	1.993	39.39	2.066	1.995	2.064	1.943	1.966	1.982	5.020
#3	1.991	39.45	2.062	1.993	2.061	1.942	1.962	1.979	5.017
Check ?	Chk Pass	Chk Pass	Chk Pass	Chk Pass	Chk Pass	Chk Pass	Chk Pass	Chk Pass	Chk Pass
Value									
Range									

Zoom In Zoom Out

Sample Name: ccvconf Acquired: 8/19/2021 8:50:11 Type: QC
Method: SGS NO VALVE3(v193) Mode: CONC Corr. Factor: 1.000000
User: admin Custom ID1: Custom ID2: Custom ID3:
Comment:

Elem	Sn1899	Sr4077	Ti3349	Tl1908	V_2924	W_2079	Zn2062	Zr3391
Units	ppm	ppm	ppm	ppm	ppm	ppm	ppm	ppm
Avg	**2.000**	**2.017**	**1.986**	**2.062**	**1.992**	**1.987**	**2.029**	**1.978**
Stddev	.001	.003	.004	.002	.001	.002	.002	.000
%RSD	.0294	.1251	.1758	.0754	.0530	.1207	.1107	.0146
#1	1.999	2.018	1.988	2.063	1.993	1.984	2.028	1.977
#2	2.000	2.015	1.982	2.063	1.990	1.989	2.032	1.978
#3	2.000	2.020	1.987	2.060	1.992	1.987	2.028	1.978
Check ?	Chk Pass	Chk Pass	Chk Pass	Chk Pass	Chk Pass	Chk Pass	Chk Pass	Chk Pass
Value								
Range								

Int. Std.	In2306	Y_3600	Y_3710	Y_2243
Units	Cts/S	Cts/S	Cts/S	Cts/S
Avg	**4848.3**	**55243.**	**1479.8**	**1873.2**
Stddev	7.0	30.	9.5	4.1
%RSD	.14355	.05377	.64159	.22044
#1	4855.5	55242.	1490.8	1877.6
#2	4841.6	55273.	1475.0	1869.3
#3	4847.8	55213.	1473.7	1872.7

Zoom In Zoom Out

Sample Name: ccbconf Acquired: 8/19/2021 8:55:02 Type: QC
Method: SGS NO VALVE3(v193) Mode: CONC Corr. Factor: 1.000000
User: admin Custom ID1: Custom ID2: Custom ID3:
Comment:

Elem	Ag3280	Al3961	As1890	B_2089	Ba4554	Be3130	Bi2230	Ca3179	Cd2288
Units	ppm	ppm	ppm	ppm	ppm	ppm	ppm	ppm	ppm
Avg	**-.0001**	**.0363**	**-.0002**	**.0032**	**-.0002**	**-.0001**	**.0020**	**-.0063**	**.0002**
Stddev	.0001	.0085	.0005	.0004	.0001	.0001	.0010	.0126	.0002
%RSD	150.4	23.43	286.3	13.43	81.13	170.1	49.44	200.4	134.2
#1	-.0002	.0266	.0001	.0030	-.0003	-.0002	.0011	.0069	.0002
#2	-.0001	.0426	.0001	.0030	-.0002	-.0001	.0018	-.0181	.0003
#3	.0001	.0396	-.0008	.0037	-.0000	.0001	.0031	-.0077	-.0001
Check ?	Chk Pass	Chk Pass	Chk Pass	Chk Pass	Chk Pass	Chk Pass	Chk Pass	Chk Pass	Chk Pass
High Limit									
Low Limit									

Elem	Ce4040	Co2286	Cr2677	Cu3247	Fe2599	K_7664	Li6707	Mg2790	Mn2576
Units	ppm	ppm	ppm	ppm	ppm	ppm	ppm	ppm	ppm
Avg	**-.0004**	**.0001**	**.0000**	**.0001**	**.0023**	**.0418**	**.0013**	**.0225**	**.0000**
Stddev	.0025	.0005	.0001	.0005	.0176	.0219	.0019	.0371	.0001
%RSD	585.9	448.6	1519.	316.5	778.0	52.29	148.5	164.5	188.4
#1	.0012	-.0002	-.0000	-.0004	-.0072	.0487	-.0005	.0292	-.0000
#2	-.0033	.0007	.0001	.0002	.0226	.0594	.0011	-.0174	.0001
#3	.0009	-.0001	-.0001	.0006	-.0086	.0173	.0033	.0558	-.0000
Check ?	None	Chk Pass	Chk Pass	Chk Pass	Chk Pass	Chk Pass	Chk Pass	Chk Pass	Chk Pass
High Limit									
Low Limit									

Elem	Mo2020	Na5895	Ni2316	P_1774	Pb2203	S_1820	Sb2068	Se1960	Si2124
Units	ppm	ppm	ppm	ppm	ppm	ppm	ppm	ppm	ppm
Avg	**.0006**	**.0024**	**-.0002**	**.0003**	**-.0001**	**.0024**	**.0019**	**.0014**	**-.0004**
Stddev	.0003	.0176	.0003	.0004	.0011	.0013	.0004	.0012	.0012
%RSD	41.05	730.6	147.4	136.1	1209.	53.70	20.93	83.85	300.1
#1	.0004	-.0096	-.0004	.0004	.0007	.0010	.0024	.0025	.0005
#2	.0009	-.0058	.0001	.0007	.0003	.0036	.0017	.0015	.0000
#3	.0007	.0226	-.0003	-.0001	-.0013	.0025	.0016	.0002	-.0017
Check ?	Chk Pass	Chk Pass	Chk Pass	Chk Pass	Chk Pass	Chk Pass	Chk Pass	Chk Pass	Chk Pass
High Limit									
Low Limit									

Zoom In Zoom Out

Sample Name: ccbconf Acquired: 8/19/2021 8:55:02 Type: QC
Method: SGS NO VALVE3(v193) Mode: CONC Corr. Factor: 1.000000
User: admin Custom ID1: Custom ID2: Custom ID3:
Comment:

Elem	Sn1899	Sr4077	Ti3349	Tl1908	V_2924	W_2079	Zn2062	Zr3391
Units	ppm	ppm	ppm	ppm	ppm	ppm	ppm	ppm
Avg	**.0004**	**-.0002**	**.0003**	**.0042**	**.0000**	**.0002**	**-.0011**	**.0001**
Stddev	.0007	.0002	.0002	.0007	.0001	.0003	.0002	.0001
%RSD	185.7	155.0	49.47	16.43	248.1	173.4	13.75	44.15
#1	.0005	-.0004	.0002	.0049	.0001	.0002	-.0012	.0001
#2	-.0004	-.0001	.0003	.0041	.0001	-.0001	-.0012	.0001
#3	.0011	.0000	.0005	.0036	-.0001	.0004	-.0010	.0002
Check ?	Chk Pass	Chk Pass	Chk Pass	Chk Pass	Chk Pass	Chk Pass	Chk Pass	Chk Pass
High Limit								
Low Limit								

Int. Std.	In2306	Y_3600	Y_3710	Y_2243
Units	Cts/S	Cts/S	Cts/S	Cts/S
Avg	**4955.6**	**57209.**	**1509.5**	**1929.8**
Stddev	59.1	191.	6.6	27.1
%RSD	1.1933	.33311	.43942	1.4025
#1	4987.3	57426.	1502.2	1944.0
#2	4992.1	57131.	1515.1	1946.7
#3	4887.4	57070.	1511.2	1898.5

Zoom In Zoom Out

Sample Name: icvconf Acquired: 8/19/2021 9:00:19 Type: QC
Method: SGS NO VALVE3(v193) Mode: CONC Corr. Factor: 1.000000
User: admin Custom ID1: Custom ID2: Custom ID3:
Comment:

Elem	Ag3280	Al3961	As1890	B_2089	Ba4554	Be3130	Bi2230	Ca3179	Cd2288
Units	ppm	ppm	ppm	ppm	ppm	ppm	ppm	ppm	ppm
Avg	**.2446**	**39.68**	**1.991**	**1.970**	**1.970**	**2.006**	**1.966**	**40.21**	**1.975**
Stddev	.0000	.20	.004	.002	.010	.009	.006	.15	.004
%RSD	.0187	.4930	.1791	.1032	.4848	.4622	.3312	.3769	.2083
#1	.2446	39.85	1.989	1.972	1.978	2.015	1.973	40.33	1.978
#2	.2446	39.72	1.995	1.971	1.974	2.006	1.967	40.26	1.977
#3	.2445	39.47	1.989	1.968	1.960	1.997	1.960	40.04	1.971
Check ?	Chk Pass	Chk Pass	Chk Pass	Chk Pass	Chk Pass	Chk Pass	Chk Pass	Chk Pass	Chk Pass
Value									
Range									

Elem	Ce4040	Co2286	Cr2677	Cu3247	Fe2599	K_7664	Li6707	Mg2790	Mn2576
Units	ppm	ppm	ppm	ppm	ppm	ppm	ppm	ppm	ppm
Avg	**1.941**	**2.016**	**1.988**	**1.946**	**40.32**	**39.35**	**1.931**	**40.02**	**2.024**
Stddev	.002	.002	.005	.005	.19	.09	.008	.20	.003
%RSD	.1224	.0792	.2389	.2801	.4751	.2266	.4003	.4879	.1584
#1	1.944	2.015	1.983	1.950	40.54	39.44	1.938	40.18	2.023
#2	1.941	2.018	1.987	1.948	40.22	39.34	1.933	40.08	2.022
#3	1.940	2.016	1.993	1.940	40.20	39.26	1.923	39.81	2.028
Check ?	None	Chk Pass	Chk Pass	Chk Pass	Chk Pass	Chk Pass	Chk Pass	Chk Pass	Chk Pass
Value									
Range									

Elem	Mo2020	Na5895	Ni2316	P_1774	Pb2203	S_1820	Sb2068	Se1960	Si2124
Units	ppm	ppm	ppm	ppm	ppm	ppm	ppm	ppm	ppm
Avg	**2.014**	**39.60**	**2.043**	**1.974**	**2.042**	**1.924**	**1.987**	**1.955**	F **4.697**
Stddev	.006	.12	.003	.005	.002	.006	.005	.008	.008
%RSD	.2871	.2972	.1339	.2794	.0889	.3316	.2724	.3966	.1691
#1	2.017	39.70	2.043	1.976	2.042	1.929	1.990	1.956	4.701
#2	2.017	39.62	2.046	1.979	2.043	1.926	1.991	1.962	4.701
#3	2.007	39.47	2.041	1.968	2.040	1.917	1.981	1.947	4.688
Check ?	Chk Pass	Chk Pass	Chk Pass	Chk Pass	Chk Pass	Chk Pass	Chk Pass	Chk Pass	Chk Fail
Value									5.000
Range									-5.000%

Zoom In Zoom Out

Sample Name: icvconf Acquired: 8/19/2021 9:00:19 Type: QC
Method: SGS NO VALVE3(v193) Mode: CONC Corr. Factor: 1.000000
User: admin Custom ID1: Custom ID2: Custom ID3:
Comment:

Elem	Sn1899	Sr4077	Ti3349	Tl1908	V_2924	W_2079	Zn2062	Zr3391
Units	ppm	ppm	ppm	ppm	ppm	ppm	ppm	ppm
Avg	**2.025**	**1.992**	**2.020**	**2.039**	**1.968**	**2.007**	**2.000**	**2.014**
Stddev	.002	.010	.001	.008	.002	.005	.003	.001
%RSD	.0752	.4836	.0715	.3907	.1041	.2271	.1260	.0521
#1	2.026	2.002	2.018	2.044	1.969	2.012	2.002	2.015
#2	2.025	1.993	2.020	2.044	1.965	2.007	1.999	2.014
#3	2.023	1.982	2.021	2.030	1.969	2.003	1.997	2.013
Check ?	Chk Pass	Chk Pass	Chk Pass	Chk Pass	Chk Pass	Chk Pass	Chk Pass	Chk Pass
Value								
Range								

Int. Std.	In2306	Y_3600	Y_3710	Y_2243
Units	Cts/S	Cts/S	Cts/S	Cts/S
Avg	**4857.3**	**55519.**	**1498.8**	**1881.4**
Stddev	5.3	373.	1.4	.8
%RSD	.10836	.67168	.09127	.04015
#1	4863.3	55639.	1497.2	1882.2
#2	4854.5	55818.	1499.7	1880.7
#3	4853.9	55101.	1499.5	1881.3

Zoom In Zoom Out

Sample Name: icbconf Acquired: 8/19/2021 9:06:16 Type: QC
Method: SGS NO VALVE3(v193) Mode: CONC Corr. Factor: 1.000000
User: admin Custom ID1: Custom ID2: Custom ID3:
Comment:

Elem	Ag3280	Al3961	As1890	B_2089	Ba4554	Be3130	Bi2230	Ca3179	Cd2288
Units	ppm	ppm	ppm	ppm	ppm	ppm	ppm	ppm	ppm
Avg	**-.0003**	**.0317**	**.0002**	**.0028**	**.0001**	**.0002**	**.0002**	**-.0079**	**.0000**
Stddev	.0002	.0236	.0007	.0005	.0003	.0000	.0004	.0021	.0002
%RSD	74.35	74.52	322.5	16.94	260.5	20.41	221.2	26.90	1339.
#1	-.0000	.0045	.0002	.0031	.0002	.0003	-.0002	-.0086	.0003
#2	-.0004	.0474	-.0004	.0031	-.0002	.0002	.0007	-.0097	-.0001
#3	-.0003	.0432	.0009	.0023	.0004	.0002	.0001	-.0056	-.0001
Check ?	Chk Pass	Chk Pass	Chk Pass	Chk Pass	Chk Pass	Chk Pass	Chk Pass	Chk Pass	Chk Pass
High Limit									
Low Limit									

Elem	Ce4040	Co2286	Cr2677	Cu3247	Fe2599	K_7664	Li6707	Mg2790	Mn2576
Units	ppm	ppm	ppm	ppm	ppm	ppm	ppm	ppm	ppm
Avg	**-.0045**	**.0002**	**.0003**	**.0004**	**.0107**	**.0130**	**.0017**	**-.0071**	**.0001**
Stddev	.0020	.0002	.0002	.0004	.0181	.0266	.0014	.0668	.0000
%RSD	43.90	95.72	82.80	88.89	169.0	205.3	80.71	943.9	45.66
#1	-.0059	.0003	.0006	.0008	.0118	.0144	.0004	.0677	.0000
#2	-.0054	-.0000	.0002	.0002	.0282	.0389	.0031	-.0284	.0001
#3	-.0022	.0002	.0001	.0002	-.0079	-.0144	.0015	-.0606	.0001
Check ?	None	Chk Pass	Chk Pass	Chk Pass	Chk Pass	Chk Pass	Chk Pass	Chk Pass	Chk Pass
High Limit									
Low Limit									

Elem	Mo2020	Na5895	Ni2316	P_1774	Pb2203	S_1820	Sb2068	Se1960	Si2124
Units	ppm	ppm	ppm	ppm	ppm	ppm	ppm	ppm	ppm
Avg	**.0004**	**.0091**	**.0000**	**.0009**	**-.0000**	**-.0001**	**.0010**	**.0008**	**.0003**
Stddev	.0003	.0096	.0003	.0003	.0016	.0015	.0016	.0011	.0012
%RSD	70.66	104.8	1033.	27.97	47120.	1182.	158.6	136.9	424.1
#1	.0002	-.0017	.0001	.0011	.0016	-.0003	.0009	-.0005	.0016
#2	.0007	.0129	.0003	.0006	-.0017	.0014	-.0006	.0015	-.0006
#3	.0003	.0163	-.0003	.0010	.0001	-.0015	.0026	.0014	-.0001
Check ?	Chk Pass	Chk Pass	Chk Pass	Chk Pass	Chk Pass	Chk Pass	Chk Pass	Chk Pass	Chk Pass
High Limit									
Low Limit									

Zoom In Zoom Out

Sample Name: icbconf Acquired: 8/19/2021 9:06:16 Type: QC
Method: SGS NO VALVE3(v193) Mode: CONC Corr. Factor: 1.000000
User: admin Custom ID1: Custom ID2: Custom ID3:
Comment:

Elem	Sn1899	Sr4077	Ti3349	Tl1908	V_2924	W_2079	Zn2062	Zr3391
Units	ppm	ppm	ppm	ppm	ppm	ppm	ppm	ppm
Avg	**-.0000**	**-.0001**	**.0000**	**.0025**	**-.0003**	**.0010**	**-.0013**	**.0001**
Stddev	.0006	.0002	.0004	.0011	.0002	.0004	.0001	.0003
%RSD	1224.	189.7	2074.	43.26	56.14	41.26	6.379	180.4
#1	-.0002	-.0001	.0004	.0034	-.0005	.0013	-.0014	-.0001
#2	-.0006	.0001	.0000	.0028	-.0001	.0012	-.0012	.0002
#3	.0006	-.0003	-.0004	.0013	-.0003	.0005	-.0013	.0004
Check ?	Chk Pass	Chk Pass	Chk Pass	Chk Pass	Chk Pass	Chk Pass	Chk Pass	Chk Pass
High Limit								
Low Limit								

Int. Std.	In2306	Y_3600	Y_3710	Y_2243
Units	Cts/S	Cts/S	Cts/S	Cts/S
Avg	**4959.3**	**57240.**	**1494.6**	**1927.1**
Stddev	45.4	231.	4.9	20.0
%RSD	.91464	.40363	.32836	1.0356
#1	4906.9	57061.	1500.1	1904.5
#2	4983.7	57501.	1493.2	1934.4
#3	4987.2	57158.	1490.6	1942.3

Zoom In Zoom Out

Sample Name: icbconf Acquired: 8/19/2021 9:12:33 Type: QC
Method: SGS NO VALVE3(v193) Mode: CONC Corr. Factor: 1.000000
User: admin Custom ID1: Custom ID2: Custom ID3:
Comment:

Elem	Ag3280	Al3961	As1890	B_2089	Ba4554	Be3130	Bi2230	Ca3179	Cd2288
Units	ppm	ppm	ppm	ppm	ppm	ppm	ppm	ppm	ppm
Avg	**-.0001**	**.0318**	**.0008**	**.0018**	**.0002**	**-.0002**	**.0016**	**-.0030**	**.0002**
Stddev	.0002	.0243	.0007	.0004	.0003	.0002	.0009	.0060	.0001
%RSD	250.6	76.44	88.46	20.23	152.2	112.3	59.22	198.6	63.80
#1	.0001	.0057	.0016	.0021	.0005	-.0005	.0009	.0019	.0000
#2	-.0002	.0537	.0002	.0017	.0001	-.0000	.0013	-.0013	.0003
#3	-.0002	.0359	.0007	.0014	-.0000	-.0001	.0027	-.0097	.0002
Check ?	Chk Pass	Chk Pass	Chk Pass	Chk Pass	Chk Pass	Chk Pass	Chk Pass	Chk Pass	Chk Pass
High Limit									
Low Limit									

Elem	Ce4040	Co2286	Cr2677	Cu3247	Fe2599	K_7664	Li6707	Mg2790	Mn2576
Units	ppm	ppm	ppm	ppm	ppm	ppm	ppm	ppm	ppm
Avg	**-.0020**	**.0001**	**-.0001**	**.0001**	F **.0151**	**.0792**	**.0021**	**.0145**	**.0001**
Stddev	.0013	.0002	.0003	.0002	.0054	.0369	.0005	.0205	.0000
%RSD	67.54	120.9	214.5	125.4	35.53	46.55	24.76	141.3	42.60
#1	-.0035	.0002	.0001	-.0001	.0091	.1058	.0027	.0239	.0001
#2	-.0010	.0003	-.0001	.0002	.0193	.0371	.0020	.0285	.0001
#3	-.0015	-.0000	-.0004	.0002	.0171	.0946	.0016	-.0090	.0001
Check ?	None	Chk Pass	Chk Pass	Chk Pass	Chk Fail	Chk Pass	Chk Pass	Chk Pass	Chk Pass
High Limit					.0125				
Low Limit					-.0125				

Elem	Mo2020	Na5895	Ni2316	P_1774	Pb2203	S_1820	Sb2068	Se1960	Si2124
Units	ppm	ppm	ppm	ppm	ppm	ppm	ppm	ppm	ppm
Avg	**.0002**	**.0068**	**.0000**	**.0018**	**.0004**	**.0028**	**-.0001**	**.0009**	**-.0003**
Stddev	.0001	.0103	.0006	.0018	.0011	.0011	.0003	.0013	.0010
%RSD	60.04	151.6	3400.	98.43	254.3	39.77	200.5	150.8	327.8
#1	.0003	.0139	.0006	.0030	.0007	.0038	-.0003	.0017	-.0013
#2	.0002	-.0050	-.0007	.0026	.0013	.0029	-.0002	-.0007	.0007
#3	.0001	.0115	.0002	-.0002	-.0008	.0016	.0002	.0016	-.0004
Check ?	Chk Pass	Chk Pass	Chk Pass	Chk Pass	Chk Pass	Chk Pass	Chk Pass	Chk Pass	Chk Pass
High Limit									
Low Limit									

Zoom In Zoom Out

Sample Name: icbconf Acquired: 8/19/2021 9:12:33 Type: QC
Method: SGS NO VALVE3(v193) Mode: CONC Corr. Factor: 1.000000
User: admin Custom ID1: Custom ID2: Custom ID3:
Comment:

Elem	Sn1899	Sr4077	Ti3349	Tl1908	V_2924	W_2079	Zn2062	Zr3391
Units	ppm	ppm	ppm	ppm	ppm	ppm	ppm	ppm
Avg	**.0003**	**-.0000**	**.0001**	**.0017**	**.0000**	**-.0009**	**-.0013**	**-.0001**
Stddev	.0008	.0002	.0003	.0017	.0001	.0011	.0000	.0001
%RSD	287.8	1711.	409.2	94.95	137.1	128.4	3.773	93.71
#1	-.0003	-.0003	.0002	.0026	-.0000	.0003	-.0013	-.0001
#2	.0011	.0000	.0003	-.0002	.0001	-.0010	-.0013	-.0001
#3	-.0000	.0002	-.0003	.0028	.0001	-.0018	-.0012	.0000
Check ?	Chk Pass	Chk Pass	Chk Pass	Chk Pass	Chk Pass	Chk Pass	Chk Pass	Chk Pass
High Limit								
Low Limit								

Int. Std.	In2306	Y_3600	Y_3710	Y_2243
Units	Cts/S	Cts/S	Cts/S	Cts/S
Avg	**4985.4**	**57343.**	**1494.6**	**1940.2**
Stddev	5.2	250.	6.3	2.9
%RSD	.10501	.43613	.42437	.14773
#1	4979.3	57329.	1497.9	1936.9
#2	4988.1	57599.	1487.3	1942.1
#3	4988.7	57100.	1498.6	1941.5

Zoom In Zoom Out

Sample Name: icv 1 Acquired: 8/19/2021 9:21:37 Type: QC
Method: SGS NO VALVE3(v193) Mode: CONC Corr. Factor: 1.000000
User: admin Custom ID1: Custom ID2: Custom ID3:
Comment:

Elem	Ag3280	Al3961	As1890	B_2089	Ba4554	Be3130	Bi2230	Ca3179	Cd2288
Units	ppm	ppm	ppm	ppm	ppm	ppm	ppm	ppm	ppm
Avg	**.2420**	**39.34**	**1.955**	**1.998**	**1.990**	**2.019**	**1.977**	**39.84**	**1.996**
Stddev	.0008	.03	.002	.003	.006	.003	.003	.16	.002
%RSD	.3244	.0839	.1012	.1571	.3084	.1618	.1665	.3936	.1016
#1	.2412	39.36	1.954	1.995	1.996	2.022	1.976	39.89	1.996
#2	.2427	39.37	1.954	1.999	1.991	2.020	1.975	39.97	1.995
#3	.2420	39.31	1.958	2.001	1.984	2.015	1.981	39.67	1.999
Check ?	Chk Pass	Chk Pass	Chk Pass	Chk Pass	Chk Pass	Chk Pass	Chk Pass	Chk Pass	Chk Pass
Value									
Range									

Elem	Ce4040	Co2286	Cr2677	Cu3247	Fe2599	K_7664	Li6707	Mg2790	Mn2576
Units	ppm	ppm	ppm	ppm	ppm	ppm	ppm	ppm	ppm
Avg	**1.953**	**2.033**	**2.003**	**1.956**	**39.96**	**38.90**	**1.925**	**39.73**	**2.040**
Stddev	.003	.003	.002	.002	.09	.14	.003	.09	.002
%RSD	.1535	.1275	.1190	.0767	.2208	.3654	.1530	.2157	.0911
#1	1.951	2.034	2.000	1.954	39.91	38.92	1.926	39.63	2.039
#2	1.952	2.031	2.005	1.957	40.06	39.03	1.922	39.79	2.042
#3	1.957	2.036	2.003	1.956	39.91	38.74	1.928	39.76	2.039
Check ?	None	Chk Pass	Chk Pass	Chk Pass	Chk Pass	Chk Pass	Chk Pass	Chk Pass	Chk Pass
Value									
Range									

Elem	Mo2020	Na5895	Ni2316	P_1774	Pb2203	S_1820	Sb2068	Se1960	Si2124
Units	ppm	ppm	ppm	ppm	ppm	ppm	ppm	ppm	ppm
Avg	**1.985**	**39.21**	**2.059**	**1.990**	**2.059**	**1.932**	**1.957**	**1.973**	**4.994**
Stddev	.004	.07	.003	.002	.003	.003	.005	.006	.010
%RSD	.1982	.1888	.1655	.0918	.1245	.1708	.2813	.3029	.2010
#1	1.983	39.23	2.058	1.991	2.058	1.933	1.953	1.973	4.985
#2	1.982	39.27	2.057	1.988	2.056	1.928	1.954	1.966	4.992
#3	1.989	39.13	2.063	1.991	2.061	1.934	1.963	1.978	5.004
Check ?	Chk Pass	Chk Pass	Chk Pass	Chk Pass	Chk Pass	Chk Pass	Chk Pass	Chk Pass	Chk Pass
Value									
Range									

Zoom In Zoom Out

Sample Name: icv 1 Acquired: 8/19/2021 9:21:37 Type: QC
Method: SGS NO VALVE3(v193) Mode: CONC Corr. Factor: 1.000000
User: admin Custom ID1: Custom ID2: Custom ID3:
Comment:

Elem	Sn1899	Sr4077	Ti3349	Tl1908	V_2924	W_2079	Zn2062	Zr3391
Units	ppm	ppm	ppm	ppm	ppm	ppm	ppm	ppm
Avg	**1.990**	**2.009**	**1.988**	**2.055**	**1.982**	**1.982**	**2.023**	**1.974**
Stddev	.002	.004	.001	.006	.002	.001	.002	.000
%RSD	.1104	.1741	.0663	.2933	.0965	.0237	.0830	.0166
#1	1.989	2.013	1.988	2.049	1.982	1.981	2.021	1.974
#2	1.988	2.008	1.990	2.056	1.984	1.981	2.025	1.974
#3	1.992	2.006	1.988	2.061	1.980	1.982	2.022	1.975
Check ?	Chk Pass	Chk Pass	Chk Pass	Chk Pass	Chk Pass	Chk Pass	Chk Pass	Chk Pass
Value								
Range								

Int. Std.	In2306	Y_3600	Y_3710	Y_2243
Units	Cts/S	Cts/S	Cts/S	Cts/S
Avg	**4848.2**	**55448.**	**1480.5**	**1873.2**
Stddev	5.3	50.	10.1	2.6
%RSD	.10855	.09096	.68194	.13671
#1	4852.1	55436.	1487.2	1875.9
#2	4850.3	55405.	1468.9	1872.9
#3	4842.2	55504.	1485.4	1870.8

Zoom In Zoom Out

Sample Name: icb 7 Acquired: 8/19/2021 9:34:24 Type: QC
Method: SGS NO VALVE3(v193) Mode: CONC Corr. Factor: 1.000000
User: admin Custom ID1: Custom ID2: Custom ID3:
Comment:

Elem	Ag3280	Al3961	As1890	B_2089	Ba4554	Be3130	Bi2230	Ca3179	Cd2288
Units	ppm	ppm	ppm	ppm	ppm	ppm	ppm	ppm	ppm
Avg	**-.0004**	**.0345**	**.0001**	**.0016**	**.0004**	**-.0002**	**.0014**	**.0006**	**-.0001**
Stddev	.0002	.0158	.0005	.0009	.0004	.0001	.0009	.0020	.0002
%RSD	55.72	45.85	702.5	54.29	100.1	55.23	64.42	345.1	163.4
#1	-.0006	.0398	-.0001	.0009	.0000	-.0001	.0010	.0003	.0001
#2	-.0001	.0469	.0006	.0014	.0008	-.0003	.0008	.0027	-.0002
#3	-.0005	.0167	-.0003	.0026	.0003	-.0001	.0024	-.0013	-.0001
Check ?	Chk Pass	Chk Pass	Chk Pass	Chk Pass	Chk Pass	Chk Pass	Chk Pass	Chk Pass	Chk Pass
High Limit									
Low Limit									

Elem	Ce4040	Co2286	Cr2677	Cu3247	Fe2599	K_7664	Li6707	Mg2790	Mn2576
Units	ppm	ppm	ppm	ppm	ppm	ppm	ppm	ppm	ppm
Avg	**-.0012**	**-.0000**	**.0001**	**.0001**	**.0018**	**-.0375**	**.0019**	**.0477**	**.0000**
Stddev	.0038	.0000	.0001	.0001	.0092	.0632	.0026	.0583	.0001
%RSD	306.6	1027.	131.4	190.4	519.9	168.4	137.3	122.2	616.6
#1	-.0054	.0000	.0001	.0001	.0117	.0354	-.0000	.0694	.0001
#2	.0020	-.0001	-.0000	-.0001	.0000	-.0715	.0009	-.0183	-.0000
#3	-.0003	.0000	.0002	.0002	-.0064	-.0766	.0049	.0920	.0000
Check ?	None	Chk Pass	Chk Pass	Chk Pass	Chk Pass	Chk Pass	Chk Pass	Chk Pass	Chk Pass
High Limit									
Low Limit									

Elem	Mo2020	Na5895	Ni2316	P_1774	Pb2203	S_1820	Sb2068	Se1960	Si2124
Units	ppm	ppm	ppm	ppm	ppm	ppm	ppm	ppm	ppm
Avg	**-.0002**	**-.0111**	**-.0003**	**.0001**	**.0004**	**-.0007**	**.0005**	**-.0003**	**-.0006**
Stddev	.0002	.0152	.0002	.0017	.0010	.0014	.0015	.0012	.0007
%RSD	109.1	136.7	67.14	1160.	238.1	198.1	325.4	437.2	121.5
#1	-.0001	-.0246	-.0004	.0010	.0015	.0009	-.0012	-.0012	.0000
#2	.0000	-.0142	-.0001	.0012	-.0006	-.0013	.0015	.0011	-.0013
#3	-.0004	.0054	-.0004	-.0018	.0004	-.0017	.0010	-.0008	-.0004
Check ?	Chk Pass	Chk Pass	Chk Pass	Chk Pass	Chk Pass	Chk Pass	Chk Pass	Chk Pass	Chk Pass
High Limit									
Low Limit									

Zoom In Zoom Out

Sample Name: icb 7 Acquired: 8/19/2021 9:34:24 Type: QC
Method: SGS NO VALVE3(v193) Mode: CONC Corr. Factor: 1.000000
User: admin Custom ID1: Custom ID2: Custom ID3:
Comment:

Elem	Sn1899	Sr4077	Ti3349	Tl1908	V_2924	W_2079	Zn2062	Zr3391
Units	ppm	ppm	ppm	ppm	ppm	ppm	ppm	ppm
Avg	**.0005**	**-.0003**	**.0000**	**.0017**	**.0000**	**.0002**	**-.0010**	**-.0000**
Stddev	.0006	.0002	.0002	.0029	.0004	.0014	.0002	.0001
%RSD	124.0	62.39	866.7	170.2	2527.	630.4	15.58	184.8
#1	-.0002	-.0001	.0003	.0029	-.0003	.0014	-.0009	-.0001
#2	.0007	-.0004	-.0001	.0038	.0004	.0006	-.0011	.0000
#3	.0009	-.0002	-.0001	-.0016	-.0001	-.0013	-.0009	-.0000
Check ?	Chk Pass	Chk Pass	Chk Pass	Chk Pass	Chk Pass	Chk Pass	Chk Pass	Chk Pass
High Limit								
Low Limit								

Int. Std.	In2306	Y_3600	Y_3710	Y_2243
Units	Cts/S	Cts/S	Cts/S	Cts/S
Avg	**4993.4**	**57202.**	**1494.4**	**1945.0**
Stddev	3.3	156.	13.4	4.2
%RSD	.06691	.27356	.89952	.21503
#1	4990.3	57265.	1479.0	1940.5
#2	4996.9	57023.	1500.6	1945.5
#3	4992.9	57317.	1503.6	1948.9

Zoom In Zoom Out

Sample Name: iccv 1 Acquired: 8/19/2021 9:39:06 Type: QC
Method: SGS NO VALVE3(v193) Mode: CONC Corr. Factor: 1.000000
User: admin Custom ID1: Custom ID2: Custom ID3:
Comment:

Elem	Ag3280	Al3961	As1890	B_2089	Ba4554	Be3130	Bi2230	Ca3179	Cd2288
Units	ppm	ppm	ppm	ppm	ppm	ppm	ppm	ppm	ppm
Avg	**.2439**	**39.20**	**1.953**	**1.997**	**1.985**	**2.019**	**1.975**	**39.82**	**1.990**
Stddev	.0051	.08	.004	.002	.005	.002	.009	.06	.001
%RSD	2.077	.1927	.1939	.1090	.2748	.1066	.4621	.1528	.0540
#1	.2514	39.29	1.957	1.996	1.993	2.022	1.988	39.88	1.989
#2	.2418	39.22	1.953	1.995	1.981	2.017	1.971	39.78	1.991
#3	.2415	39.12	1.948	1.996	1.984	2.020	1.969	39.76	1.990
#4	.2406	39.17	1.954	2.000	1.983	2.018	1.971	39.87	1.992
Check ?	Chk Pass	Chk Pass	Chk Pass	Chk Pass	Chk Pass	Chk Pass	Chk Pass	Chk Pass	Chk Pass
Value									
Range									

Elem	Ce4040	Co2286	Cr2677	Cu3247	Fe2599	K_7664	Li6707	Mg2790	Mn2576
Units	ppm	ppm	ppm	ppm	ppm	ppm	ppm	ppm	ppm
Avg	**1.968**	**2.030**	**2.018**	**1.972**	**39.97**	**38.82**	**1.922**	**39.89**	**2.058**
Stddev	.045	.001	.046	.042	.09	.14	.003	.17	.044
%RSD	2.286	.0661	2.268	2.131	.2359	.3634	.1793	.4238	2.127
#1	2.035	2.032	2.087	2.035	40.06	38.94	1.925	40.01	2.124
#2	1.948	2.030	1.996	1.951	40.01	38.69	1.919	39.66	2.035
#3	1.943	2.030	1.994	1.950	39.84	38.71	1.918	39.86	2.036
#4	1.944	2.029	1.995	1.951	39.98	38.95	1.924	40.02	2.038
Check ?	Chk Pass	Chk Pass	Chk Pass	Chk Pass	Chk Pass	Chk Pass	Chk Pass	Chk Pass	Chk Pass
Value									
Range									

Elem	Mo2020	Na5895	Ni2316	P_1774	Pb2203	S_1820	Sb2068	Se1960	Si2124
Units	ppm	ppm	ppm	ppm	ppm	ppm	ppm	ppm	ppm
Avg	**1.980**	**39.11**	**2.056**	**1.989**	**2.058**	**1.930**	**1.952**	**1.970**	**4.986**
Stddev	.001	.07	.002	.005	.002	.004	.004	.004	.003
%RSD	.0714	.1771	.1187	.2420	.1107	.1907	.1793	.1764	.0514
#1	1.982	39.19	2.058	1.984	2.058	1.934	1.952	1.966	4.986
#2	1.979	39.07	2.053	1.986	2.055	1.932	1.951	1.967	4.988
#3	1.979	39.04	2.054	1.988	2.060	1.925	1.948	1.972	4.983
#4	1.981	39.14	2.057	1.995	2.058	1.930	1.956	1.973	4.988
Check ?	Chk Pass	Chk Pass	Chk Pass	Chk Pass	Chk Pass	Chk Pass	Chk Pass	Chk Pass	Chk Pass
Value									
Range									

Zoom In Zoom Out

Sample Name: iccv 1 Acquired: 8/19/2021 9:39:06 Type: QC
Method: SGS NO VALVE3(v193) Mode: CONC Corr. Factor: 1.000000
User: admin Custom ID1: Custom ID2: Custom ID3:
Comment:

Elem	Sn1899	Sr4077	Ti3349	Tl1908	V_2924	W_2079	Zn2062	Zr3391
Units	ppm	ppm	ppm	ppm	ppm	ppm	ppm	ppm
Avg	**1.991**	**2.007**	**1.999**	**2.050**	**2.000**	**1.975**	**2.018**	**1.992**
Stddev	.003	.003	.043	.005	.042	.003	.002	.043
%RSD	.1339	.1562	2.139	.2535	2.092	.1702	.1120	2.137
#1	1.990	2.011	2.063	2.056	2.063	1.980	2.015	2.056
#2	1.990	2.004	1.978	2.050	1.981	1.973	2.018	1.971
#3	1.989	2.006	1.978	2.049	1.978	1.973	2.018	1.970
#4	1.995	2.006	1.978	2.044	1.979	1.974	2.021	1.970
Check ?	Chk Pass	Chk Pass	Chk Pass	Chk Pass	Chk Pass	Chk Pass	Chk Pass	Chk Pass
Value								
Range								

Int. Std.	In2306	Y_3600	Y_3710	Y_2243
Units	Cts/S	Cts/S	Cts/S	Cts/S
Avg	**4856.9**	**55031.**	**1477.2**	**1877.7**
Stddev	2.3	1054.	1.1	1.3
%RSD	.04639	1.9145	.07740	.06823
#1	4854.0	53453.	1476.3	1879.1
#2	4858.9	55582.	1478.8	1878.0
#3	4858.4	55612.	1477.3	1877.6
#4	4856.3	55479.	1476.5	1876.1

Zoom In Zoom Out

Sample Name: ccb 7 Acquired: 8/19/2021 9:45:58 Type: QC
Method: SGS NO VALVE3(v193) Mode: CONC Corr. Factor: 1.000000
User: admin Custom ID1: Custom ID2: Custom ID3:
Comment:

Elem	Ag3280	Al3961	As1890	B_2089	Ba4554	Be3130	Bi2230	Ca3179	Cd2288
Units	ppm	ppm	ppm	ppm	ppm	ppm	ppm	ppm	ppm
Avg	**-.0003**	**.0092**	**.0004**	**.0022**	**-.0002**	**-.0001**	**.0010**	**.0054**	**.0002**
Stddev	.0005	.0145	.0006	.0004	.0004	.0002	.0002	.0166	.0001
%RSD	166.5	157.0	142.1	17.47	183.3	162.5	25.11	306.9	38.81
#1	-.0006	-.0067	.0011	.0025	-.0004	-.0002	.0012	.0159	.0002
#2	-.0006	.0127	.0001	.0025	.0002	-.0003	.0010	.0142	.0003
#3	.0003	.0217	.0001	.0018	-.0005	.0001	.0007	-.0138	.0001
Check ?	Chk Pass	Chk Pass	Chk Pass	Chk Pass	Chk Pass	Chk Pass	Chk Pass	Chk Pass	Chk Pass
High Limit									
Low Limit									

Elem	Ce4040	Co2286	Cr2677	Cu3247	Fe2599	K_7664	Li6707	Mg2790	Mn2576
Units	ppm	ppm	ppm	ppm	ppm	ppm	ppm	ppm	ppm
Avg	**-.0011**	**.0002**	**.0001**	**.0003**	**-.0008**	**.0411**	**.0027**	**.0050**	**.0000**
Stddev	.0025	.0001	.0004	.0002	.0075	.0415	.0003	.0795	.0000
%RSD	234.4	70.24	332.5	53.87	984.4	101.0	10.13	1577.	133.5
#1	.0014	.0001	.0001	.0001	-.0069	.0825	.0025	.0397	.0000
#2	-.0037	.0003	-.0003	.0004	-.0030	-.0005	.0030	-.0859	-.0000
#3	-.0010	.0001	.0006	.0004	.0076	.0413	.0026	.0614	.0000
Check ?	None	Chk Pass	Chk Pass	Chk Pass	Chk Pass	Chk Pass	Chk Pass	Chk Pass	Chk Pass
High Limit									
Low Limit									

Elem	Mo2020	Na5895	Ni2316	P_1774	Pb2203	S_1820	Sb2068	Se1960	Si2124
Units	ppm	ppm	ppm	ppm	ppm	ppm	ppm	ppm	ppm
Avg	**.0003**	**-.0084**	**.0000**	**.0004**	**-.0009**	**.0000**	**-.0004**	**.0003**	**.0010**
Stddev	.0004	.0127	.0001	.0007	.0007	.0016	.0008	.0011	.0008
%RSD	130.0	150.5	720.7	169.6	74.44	14560.	200.4	373.8	82.46
#1	.0007	-.0229	-.0000	-.0003	-.0006	.0015	-.0013	.0004	.0005
#2	.0001	-.0030	-.0001	.0011	-.0004	-.0016	-.0003	.0013	.0005
#3	.0001	.0007	.0001	.0004	-.0016	.0001	.0003	-.0008	.0019
Check ?	Chk Pass	Chk Pass	Chk Pass	Chk Pass	Chk Pass	Chk Pass	Chk Pass	Chk Pass	Chk Pass
High Limit									
Low Limit									

Zoom In Zoom Out

Sample Name: ccb 7 Acquired: 8/19/2021 9:45:58 Type: QC
Method: SGS NO VALVE3(v193) Mode: CONC Corr. Factor: 1.000000
User: admin Custom ID1: Custom ID2: Custom ID3:
Comment:

Elem	Sn1899	Sr4077	Ti3349	Tl1908	V_2924	W_2079	Zn2062	Zr3391
Units	ppm	ppm	ppm	ppm	ppm	ppm	ppm	ppm
Avg	**.0002**	**-.0000**	**-.0004**	F **.0039**	**.0000**	**.0004**	**-.0010**	**.0000**
Stddev	.0003	.0002	.0002	.0018	.0002	.0011	.0001	.0002
%RSD	176.4	683.6	59.40	46.70	570.3	245.8	14.85	342.9
#1	.0005	-.0002	-.0007	.0060	.0001	-.0004	-.0009	.0002
#2	.0000	-.0000	-.0003	.0028	-.0002	.0017	-.0009	-.0001
#3	-.0000	.0001	-.0002	.0029	.0002	.0000	-.0012	.0001
Check ?	Chk Pass	Chk Pass	Chk Pass	Chk Fail	Chk Pass	Chk Pass	Chk Pass	Chk Pass
High Limit				.0020				
Low Limit				-.0020				

Int. Std.	In2306	Y_3600	Y_3710	Y_2243
Units	Cts/S	Cts/S	Cts/S	Cts/S
Avg	**5001.6**	**57310.**	**1499.7**	**1946.7**
Stddev	14.5	248.	4.3	6.0
%RSD	.29071	.43350	.28786	.30738
#1	5012.5	57530.	1497.8	1952.6
#2	4985.1	57359.	1496.7	1940.7
#3	5007.1	57041.	1504.7	1946.8

Zoom In Zoom Out

Sample Name: cri Acquired: 8/19/2021 9:53:47 Type: QC
Method: SGS NO VALVE3(v193) Mode: CONC Corr. Factor: 1.000000
User: admin Custom ID1: Custom ID2: Custom ID3:
Comment:

Elem	Ag3280	Al3961	As1890	B_2089	Ba4554	Be3130	Bi2230	Ca3179	Cd2288
Units	ppm	ppm	ppm	ppm	ppm	ppm	ppm	ppm	ppm
Avg	F **.0037**	**.2282**	**.0089**	**.0978**	**.2003**	**.0019**	**.0185**	**5.142**	**.0031**
Stddev	.0003	.0163	.0003	.0009	.0009	.0000	.0011	.025	.0001
%RSD	7.475	7.156	3.559	.8934	.4366	1.449	6.056	.4793	2.804
#1	.0039	.2429	.0090	.0987	.1994	.0019	.0172	5.151	.0031
#2	.0034	.2106	.0085	.0969	.2006	.0019	.0193	5.114	.0031
#3	.0038	.2310	.0091	.0978	.2011	.0019	.0190	5.161	.0030
Check ?	Chk Fail	Chk Pass	Chk Pass	Chk Pass	Chk Pass	Chk Pass	Chk Pass	Chk Pass	Chk Pass
Value	.0050								
Range	-20.00%								

Elem	Ce4040	Co2286	Cr2677	Cu3247	Fe2599	K_7664	Li6707	Mg2790	Mn2576
Units	ppm	ppm	ppm	ppm	ppm	ppm	ppm	ppm	ppm
Avg	**-.0006**	**.0522**	**.0095**	**.0094**	**.1049**	**4.804**	**.0468**	**5.053**	**.0154**
Stddev	.0018	.0005	.0001	.0004	.0112	.087	.0019	.090	.0000
%RSD	301.3	.9543	.5801	4.003	10.64	1.816	4.046	1.774	.1644
#1	.0008	.0527	.0096	.0091	.0922	4.853	.0466	5.080	.0154
#2	-.0026	.0517	.0095	.0098	.1091	4.703	.0450	4.953	.0155
#3	.0001	.0523	.0095	.0093	.1133	4.855	.0488	5.126	.0155
Check ?	None	Chk Pass	Chk Pass	Chk Pass	Chk Pass	Chk Pass	Chk Pass	Chk Pass	Chk Pass
Value									
Range									

Elem	Mo2020	Na5895	Ni2316	P_1774	Pb2203	S_1820	Sb2068	Se1960	Si2124
Units	ppm	ppm	ppm	ppm	ppm	ppm	ppm	ppm	ppm
Avg	**.0202**	**4.983**	**.0105**	**.0498**	F **.0017**	**.0459**	**.0058**	**.0093**	**.1943**
Stddev	.0003	.047	.0001	.0009	.0006	.0012	.0008	.0019	.0003
%RSD	1.416	.9337	1.101	1.825	36.55	2.512	14.45	20.46	.1330
#1	.0203	4.982	.0105	.0501	.0019	.0450	.0065	.0076	.1945
#2	.0199	4.937	.0106	.0504	.0022	.0455	.0048	.0090	.1940
#3	.0205	5.030	.0104	.0487	.0010	.0472	.0060	.0113	.1943
Check ?	Chk Pass	Chk Pass	Chk Pass	Chk Pass	Chk Fail	Chk Pass	Chk Pass	Chk Pass	Chk Pass
Value					.0030				
Range					-20.00%				

Zoom In Zoom Out

Sample Name: cri Acquired: 8/19/2021 9:53:47 Type: QC
Method: SGS NO VALVE3(v193) Mode: CONC Corr. Factor: 1.000000
User: admin Custom ID1: Custom ID2: Custom ID3:
Comment:

Elem	Sn1899	Sr4077	Ti3349	Tl1908	V_2924	W_2079	Zn2062	Zr3391
Units	ppm	ppm	ppm	ppm	ppm	ppm	ppm	ppm
Avg	**.0095**	**.0100**	**.0095**	**.0118**	**.0487**	**.0502**	**.0191**	**.0117**
Stddev	.0002	.0001	.0006	.0007	.0002	.0017	.0000	.0002
%RSD	2.059	1.175	5.870	6.310	.4303	3.451	.2097	1.769
#1	.0097	.0099	.0093	.0124	.0485	.0519	.0190	.0119
#2	.0093	.0101	.0091	.0110	.0489	.0502	.0191	.0116
#3	.0095	.0099	.0101	.0119	.0486	.0484	.0191	.0116
Check ?	Chk Pass	Chk Pass	Chk Pass	Chk Pass	Chk Pass	Chk Pass	Chk Pass	Chk Pass
Value								
Range								

Int. Std.	In2306	Y_3600	Y_3710	Y_2243
Units	Cts/S	Cts/S	Cts/S	Cts/S
Avg	**4960.9**	**57264.**	**1502.0**	**1934.5**
Stddev	5.1	94.	10.7	3.0
%RSD	.10259	.16438	.71508	.15720
#1	4955.0	57297.	1495.4	1932.1
#2	4963.7	57157.	1514.4	1933.5
#3	4964.0	57337.	1496.2	1937.9

Zoom In Zoom Out

Sample Name: crid Acquired: 8/19/2021 9:59:01 Type: QC
Method: SGS NO VALVE3(v193) Mode: CONC Corr. Factor: 1.000000
User: admin Custom ID1: Custom ID2: Custom ID3:
Comment:

Elem	Ag3280	Al3961	As1890	B_2089	Ba4554	Be3130	Bi2230	Ca3179
Units	ppm	ppm	ppm	ppm	ppm	ppm	ppm	ppm
Avg	F **.0001**	F **.1308**	**.0034**	**.0013**	**.0043**	**.0010**	**.0015**	**1.041**
Stddev	.0004	.0147	.0007	.0006	.0001	.0002	.0013	.010
%RSD	366.9	11.25	21.47	49.06	3.270	17.84	84.00	.9296
#1	.0002	.1428	.0041	.0008	.0044	.0011	.0019	1.030
#2	.0005	.1352	.0027	.0020	.0042	.0008	.0025	1.046
#3	-.0004	.1144	.0034	.0010	.0044	.0011	.0001	1.047
Check ?	Chk Fail	Chk Fail	Chk Pass	None	Chk Pass	Chk Pass	None	Chk Pass
Value	.0020	.1000						
Range	-20.00%	30.00%						

Elem	Cd2288	Ce4040	Co2286	Cr2677	Cu3247	Fe2599	K_7664	Li6707
Units	ppm	ppm	ppm	ppm	ppm	ppm	ppm	ppm
Avg	**.0012**	**-.0010**	**.0032**	**.0019**	F **.0004**	**.0106**	**1.960**	**.0022**
Stddev	.0003	.0011	.0002	.0005	.0003	.0135	.047	.0024
%RSD	21.94	107.8	7.123	24.98	59.44	127.2	2.410	112.2
#1	.0009	-.0007	.0032	.0015	.0006	-.0036	1.931	.0008
#2	.0014	-.0023	.0035	.0024	.0001	.0123	2.014	.0008
#3	.0012	-.0001	.0030	.0017	.0006	.0233	1.933	.0050
Check ?	Chk Pass	None	Chk Pass	Chk Pass	Chk Fail	None	Chk Pass	None
Value					.0020			
Range					-20.00%			

Elem	Mg2790	Mn2576	Mo2020	Na5895	Ni2316	P_1774	Pb2203	S_1820
Units	ppm	ppm	ppm	ppm	ppm	ppm	ppm	ppm
Avg	F **.1352**	**.0032**	**.0001**	**.9785**	**.0040**	**.0007**	F **-.0001**	**.0002**
Stddev	.0193	.0000	.0003	.0134	.0005	.0012	.0013	.0013
%RSD	14.25	.5999	270.7	1.374	12.13	168.9	1048.	799.6
#1	.1205	.0032	.0001	.9935	.0046	.0021	-.0013	-.0006
#2	.1281	.0032	-.0002	.9674	.0037	-.0002	.0013	.0016
#3	.1570	.0032	.0004	.9746	.0038	.0003	-.0004	-.0006
Check ?	Chk Fail	Chk Pass	None	Chk Pass	Chk Pass	None	Chk Fail	None
Value	.1000						.0025	
Range	30.00%						-20.00%	

Zoom In Zoom Out

Sample Name: crid Acquired: 8/19/2021 9:59:01 Type: QC
Method: SGS NO VALVE3(v193) Mode: CONC Corr. Factor: 1.000000
User: admin Custom ID1: Custom ID2: Custom ID3:
Comment:

Elem	Sb2068	Se1960	Si2124	Sn1899	Sr4077	Ti3349	Tl1908	V_2924
Units	ppm	ppm	ppm	ppm	ppm	ppm	ppm	ppm
Avg	F **.0002**	**.0057**	**.0007**	**-.0002**	**-.0002**	**-.0004**	**.0018**	**.0021**
Stddev	.0011	.0004	.0009	.0003	.0002	.0006	.0013	.0002
%RSD	574.1	6.577	137.5	118.0	92.83	129.4	73.69	8.252
#1	.0014	.0060	.0006	.0001	-.0003	-.0006	.0016	.0020
#2	-.0006	.0053	-.0002	-.0005	.0000	-.0009	.0032	.0023
#3	-.0003	.0058	.0017	-.0003	-.0004	.0002	.0006	.0020
Check ?	Chk Fail	Chk Pass	None	None	None	None	Chk Pass	Chk Pass
Value	.0030							
Range	-20.00%							

Elem	W_2079	Zn2062	Zr3391
Units	ppm	ppm	ppm
Avg	**.0005**	**.0097**	**-.0001**
Stddev	.0007	.0001	.0002
%RSD	144.2	.6837	365.1
#1	-.0003	.0098	-.0003
#2	.0010	.0097	.0001
#3	.0007	.0097	.0001
Check ?	None	Chk Pass	None
Value			
Range			

Int. Std.	In2306	Y_3600	Y_3710	Y_2243
Units	Cts/S	Cts/S	Cts/S	Cts/S
Avg	**4986.9**	**56521.**	**1487.1**	**1941.4**
Stddev	4.7	833.	8.0	3.0
%RSD	.09405	1.4735	.53740	.15197
#1	4985.3	55560.	1495.9	1939.1
#2	4983.2	57038.	1480.3	1940.3
#3	4992.1	56964.	1485.1	1944.7

Zoom In Zoom Out

Sample Name: icsa Acquired: 8/19/2021 10:04:16 Type: QC
Method: SGS NO VALVE3(v193) Mode: CONC Corr. Factor: 1.000000
User: admin Custom ID1: Custom ID2: Custom ID3:
Comment:

Elem	Ag3280	Al3961	As1890	B_2089	Ba4554	Be3130	Bi2230	Ca3179	Cd2288
Units	ppm	ppm	ppm	ppm	ppm	ppm	ppm	ppm	ppm
Avg	**-.0002**	**504.7**	**.0008**	**.0038**	**.0026**	**.0003**	**-.0047**	**389.1**	**.0015**
Stddev	.0006	1.3	.0007	.0000	.0004	.0003	.0011	1.5	.0001
%RSD	340.2	.2649	89.13	.3720	13.64	87.66	23.48	.3832	7.495
#1	-.0008	505.9	.0002	.0038	.0023	-.0000	-.0053	390.0	.0014
#2	.0004	505.1	.0006	.0038	.0025	.0005	-.0034	389.8	.0016
#3	-.0002	503.3	.0016	.0038	.0030	.0005	-.0054	387.3	.0015
Check ?	Chk Pass	Chk Pass	Chk Pass	Chk Pass	Chk Pass	Chk Pass	Chk Pass	Chk Pass	Chk Pass
High Limit									
Low Limit									

Elem	Ce4040	Co2286	Cr2677	Cu3247	Fe2599	K_7664	Li6707	Mg2790	Mn2576
Units	ppm	ppm	ppm	ppm	ppm	ppm	ppm	ppm	ppm
Avg	**.0804**	**.0021**	**-.0020**	**-.0025**	**203.3**	**.0842**	**-.0035**	**506.4**	**-.0071**
Stddev	.0009	.0003	.0002	.0003	.8	.0392	.0006	1.8	.0001
%RSD	1.181	15.48	10.29	12.21	.4054	46.61	15.70	.3470	.7931
#1	.0793	.0021	-.0020	-.0027	204.0	.1175	-.0030	506.8	-.0070
#2	.0812	.0024	-.0023	-.0021	203.6	.0409	-.0041	507.9	-.0071
#3	.0805	.0018	-.0019	-.0025	202.4	.0941	-.0036	504.4	-.0071
Check ?	None	Chk Pass	Chk Pass	Chk Pass	Chk Pass	Chk Pass	Chk Pass	Chk Pass	Chk Pass
High Limit									
Low Limit									

Elem	Mo2020	Na5895	Ni2316	P_1774	Pb2203	S_1820	Sb2068	Se1960	Si2124
Units	ppm	ppm	ppm	ppm	ppm	ppm	ppm	ppm	ppm
Avg	**.0033**	**.0295**	**.0021**	**.0116**	**.0014**	**.0139**	**-.0039**	**-.0033**	**-.0112**
Stddev	.0005	.0054	.0005	.0003	.0015	.0026	.0025	.0015	.0012
%RSD	16.43	18.36	23.27	2.278	111.1	18.31	62.84	44.66	10.57
#1	.0028	.0260	.0018	.0117	.0007	.0110	-.0040	-.0024	-.0101
#2	.0032	.0267	.0019	.0117	.0003	.0156	-.0014	-.0051	-.0124
#3	.0038	.0357	.0027	.0113	.0031	.0152	-.0063	-.0026	-.0110
Check ?	Chk Pass	Chk Pass	Chk Pass	Chk Pass	Chk Pass	Chk Pass	Chk Pass	Chk Pass	Chk Pass
High Limit									
Low Limit									

Zoom In Zoom Out

Sample Name: icsa Acquired: 8/19/2021 10:04:16 Type: QC
Method: SGS NO VALVE3(v193) Mode: CONC Corr. Factor: 1.000000
User: admin Custom ID1: Custom ID2: Custom ID3:
Comment:

Elem	Sn1899	Sr4077	Ti3349	Tl1908	V_2924	W_2079	Zn2062	Zr3391
Units	ppm	ppm	ppm	ppm	ppm	ppm	ppm	ppm
Avg	**-.0004**	**-.0016**	**-.0031**	F **.0046**	**.0027**	**.0036**	**.0070**	**.0100**
Stddev	.0004	.0002	.0005	.0004	.0003	.0030	.0002	.0002
%RSD	104.8	11.67	16.89	8.573	12.77	82.47	2.193	2.441
#1	-.0009	-.0014	-.0033	.0043	.0029	.0045	.0071	.0101
#2	-.0002	-.0017	-.0025	.0045	.0023	.0062	.0070	.0097
#3	-.0001	-.0018	-.0035	.0051	.0029	.0003	.0068	.0102
Check ?	Chk Pass	Chk Pass	Chk Pass	Chk Fail	Chk Pass	Chk Pass	Chk Pass	Chk Pass
High Limit				.0040				
Low Limit				-.0040				

Int. Std.	In2306	Y_3600	Y_3710	Y_2243
Units	Cts/S	Cts/S	Cts/S	Cts/S
Avg	**4631.5**	**52336.**	**1446.5**	**1746.0**
Stddev	5.0	102.	12.5	1.3
%RSD	.10759	.19547	.86562	.07509
#1	4625.8	52232.	1439.4	1744.8
#2	4634.5	52340.	1439.1	1745.9
#3	4634.3	52436.	1460.9	1747.4

Zoom In Zoom Out

Sample Name: ICSAB Acquired: 8/19/2021 10:09:21 Type: QC
Method: SGS NO VALVE3(v193) Mode: CONC Corr. Factor: 1.000000
User: admin Custom ID1: Custom ID2: Custom ID3:
Comment:

Elem	Ag3280	Al3961	As1890	B_2089	Ba4554	Be3130	Bi2230	Ca3179	Cd2288
Units	ppm	ppm	ppm	ppm	ppm	ppm	ppm	ppm	ppm
Avg	**1.0000**	**494.2**	**.9862**	**.5086**	**.5096**	**.5057**	**.5022**	**382.5**	**1.055**
Stddev	.0135	2.1	.0023	.0016	.0024	.0026	.0016	2.0	.002
%RSD	1.351	.4306	.2366	.3101	.4631	.5148	.3124	.5125	.1633
#1	1.016	493.6	.9840	.5069	.5084	.5051	.5026	381.6	1.053
#2	.9927	492.4	.9860	.5100	.5080	.5035	.5036	381.1	1.056
#3	.9917	496.5	.9886	.5089	.5123	.5086	.5005	384.7	1.056
Check ?	Chk Pass	Chk Pass	Chk Pass	Chk Pass	Chk Pass	Chk Pass	Chk Pass	Chk Pass	Chk Pass
Value									
Range									

Elem	Ce4040	Co2286	Cr2677	Cu3247	Fe2599	K_7664	Li6707	Mg2790	Mn2576
Units	ppm	ppm	ppm	ppm	ppm	ppm	ppm	ppm	ppm
Avg	**.5639**	**.4885**	**.4901**	**.5408**	**194.8**	**-.0222**	**.4872**	**499.1**	**.5238**
Stddev	.0084	.0008	.0056	.0073	1.0	.0373	.0017	2.8	.0068
%RSD	1.493	.1566	1.152	1.358	.5046	168.4	.3418	.5700	1.304
#1	.5734	.4888	.4965	.5492	194.2	-.0116	.4858	498.5	.5317
#2	.5573	.4890	.4880	.5361	194.3	-.0636	.4866	496.5	.5209
#3	.5611	.4876	.4859	.5370	195.9	.0087	.4890	502.1	.5190
Check ?	None	Chk Pass	Chk Pass	Chk Pass	Chk Pass	None	Chk Pass	Chk Pass	Chk Pass
Value									
Range									

Elem	Mo2020	Na5895	Ni2316	P_1774	Pb2203	S_1820	Sb2068	Se1960	Si2124
Units	ppm	ppm	ppm	ppm	ppm	ppm	ppm	ppm	ppm
Avg	**.4696**	**.1129**	**.9872**	**.4950**	**.9863**	**.4852**	**1.001**	**.9264**	**.4996**
Stddev	.0007	.0132	.0007	.0018	.0018	.0074	.004	.0023	.0018
%RSD	.1528	11.72	.0730	.3676	.1823	1.533	.3575	.2534	.3564
#1	.4689	.1205	.9864	.4946	.9869	.4856	1.000	.9260	.4977
#2	.4697	.0976	.9874	.4970	.9878	.4924	.9984	.9290	.5001
#3	.4703	.1207	.9878	.4935	.9843	.4776	1.005	.9243	.5011
Check ?	Chk Pass	None	Chk Pass	Chk Pass	Chk Pass	Chk Pass	Chk Pass	Chk Pass	Chk Pass
Value									
Range									

Zoom In Zoom Out

Sample Name: ICSAB Acquired: 8/19/2021 10:09:21 Type: QC
Method: SGS NO VALVE3(v193) Mode: CONC Corr. Factor: 1.000000
User: admin Custom ID1: Custom ID2: Custom ID3:
Comment:

Elem	Sn1899	Sr4077	Ti3349	Tl1908	V_2924	W_2079	Zn2062	Zr3391
Units	ppm	ppm	ppm	ppm	ppm	ppm	ppm	ppm
Avg	**.4847**	**.5016**	**.4989**	**.9341**	**.5031**	**.4913**	**1.003**	**.4611**
Stddev	.0013	.0022	.0059	.0032	.0059	.0025	.001	.0044
%RSD	.2653	.4430	1.185	.3449	1.163	.5030	.0673	.9635
#1	.4833	.5013	.5057	.9333	.5098	.4926	1.003	.4662
#2	.4858	.4995	.4959	.9377	.5007	.4884	1.003	.4580
#3	.4849	.5039	.4951	.9314	.4988	.4927	1.004	.4591
Check ?	Chk Pass	Chk Pass	Chk Pass	Chk Pass	Chk Pass	Chk Pass	Chk Pass	Chk Pass
Value								
Range								

Int. Std.	In2306	Y_3600	Y_3710	Y_2243
Units	Cts/S	Cts/S	Cts/S	Cts/S
Avg	**4632.2**	**51515.**	**1438.2**	**1741.9**
Stddev	11.4	670.	5.3	2.1
%RSD	.24654	1.3015	.36926	.11798
#1	4619.2	50786.	1440.5	1739.7
#2	4636.9	51655.	1442.0	1743.8
#3	4640.6	52105.	1432.1	1742.2

Zoom In Zoom Out

Sample Name: hstd Acquired: 8/19/2021 10:14:13 Type: QC
Method: SGS NO VALVE3(v193) Mode: CONC Corr. Factor: 1.000000
User: admin Custom ID1: Custom ID2: Custom ID3:
Comment:

Elem	Ag3280	Al3961	As1890	B_2089	Ba4554	Be3130	Bi2230	Ca3179	Cd2288
Units	ppm	ppm	ppm	ppm	ppm	ppm	ppm	ppm	ppm
Avg	**.5969**	**.0626**	**7.801**	**7.958**	**8.028**	**8.112**	**7.916**	**.0233**	**7.893**
Stddev	.0018	.0059	.008	.006	.004	.004	.010	.0052	.008
%RSD	.2941	9.401	.1021	.0780	.0552	.0540	.1209	22.40	.0980
#1	.5987	.0647	7.806	7.956	8.023	8.114	7.918	.0219	7.894
#2	.5952	.0560	7.792	7.953	8.030	8.107	7.905	.0189	7.885
#3	.5969	.0672	7.806	7.965	8.031	8.114	7.924	.0291	7.901
Check ?	Chk Pass	None	Chk Pass	Chk Pass	Chk Pass	Chk Pass	Chk Pass	None	Chk Pass
Value									
Range									

Elem	Ce4040	Co2286	Cr2677	Cu3247	Fe2599	K_7664	Li6707	Mg2790	Mn2576
Units	ppm	ppm	ppm	ppm	ppm	ppm	ppm	ppm	ppm
Avg	**-.0975**	**8.248**	**8.288**	**7.910**	**-.0114**	**.0266**	**7.493**	**.0581**	**8.110**
Stddev	.0041	.006	.029	.015	.0051	.0297	.008	.0441	.025
%RSD	4.240	.0721	.3447	.1878	44.68	111.5	.1029	75.91	.3122
#1	-.0938	8.254	8.320	7.926	-.0164	.0605	7.488	.1087	8.139
#2	-.0969	8.242	8.265	7.908	-.0062	.0057	7.502	.0271	8.094
#3	-.1020	8.247	8.279	7.896	-.0116	.0136	7.489	.0386	8.097
Check ?	None	Chk Pass	Chk Pass	Chk Pass	None	None	Chk Pass	None	Chk Pass
Value									
Range									

Elem	Mo2020	Na5895	Ni2316	P_1774	Pb2203	S_1820	Sb2068	Se1960	Si2124
Units	ppm	ppm	ppm	ppm	ppm	ppm	ppm	ppm	ppm
Avg	**7.955**	**.0630**	**8.273**	**7.939**	**8.231**	**94.76**	**7.785**	**7.870**	**24.71**
Stddev	.009	.0145	.005	.011	.004	.08	.007	.004	.04
%RSD	.1191	23.01	.0598	.1321	.0538	.0797	.0876	.0535	.1439
#1	7.953	.0641	8.275	7.938	8.235	94.80	7.777	7.869	24.68
#2	7.946	.0479	8.268	7.930	8.227	94.67	7.787	7.866	24.69
#3	7.965	.0768	8.277	7.951	8.231	94.81	7.790	7.874	24.75
Check ?	Chk Pass	None	Chk Pass	Chk Pass	Chk Pass	Chk Pass	Chk Pass	Chk Pass	Chk Pass
Value									
Range									

Zoom In Zoom Out

Sample Name: hstd Acquired: 8/19/2021 10:14:13 Type: QC
Method: SGS NO VALVE3(v193) Mode: CONC Corr. Factor: 1.000000
User: admin Custom ID1: Custom ID2: Custom ID3:
Comment:

Elem	Sn1899	Sr4077	Ti3349	Tl1908	V_2924	W_2079	Zn2062	Zr3391
Units	ppm	ppm	ppm	ppm	ppm	ppm	ppm	ppm
Avg	**8.071**	**7.944**	**8.071**	**8.142**	**8.084**	**8.162**	**8.240**	**7.960**
Stddev	.004	.002	.025	.017	.025	.006	.006	.088
%RSD	.0539	.0281	.3038	.2053	.3137	.0708	.0786	1.111
#1	8.071	7.946	8.098	8.131	8.112	8.165	8.247	8.043
#2	8.067	7.942	8.051	8.161	8.064	8.155	8.235	7.969
#3	8.076	7.944	8.062	8.133	8.075	8.165	8.239	7.867
Check ?	Chk Pass	Chk Pass	Chk Pass	Chk Pass	Chk Pass	Chk Pass	Chk Pass	Chk Pass
Value								
Range								

Int. Std.	In2306	Y_3600	Y_3710	Y_2243
Units	Cts/S	Cts/S	Cts/S	Cts/S
Avg	**5040.8**	**55852.**	**1493.7**	**1888.6**
Stddev	5.7	334.	3.4	2.1
%RSD	.11312	.59880	.22861	.11102
#1	5034.5	55588.	1491.3	1886.8
#2	5045.6	56228.	1497.6	1890.9
#3	5042.3	55739.	1492.1	1888.2

Inst QC: MA51004

Zoom In Zoom Out

Sample Name: hstd Acquired: 8/19/2021 10:19:22 Type: QC
Method: SGS NO VALVE3(v193) Mode: CONC Corr. Factor: 1.000000
User: admin Custom ID1: Custom ID2: Custom ID3:
Comment:

Elem	Ag3280	Al3961	As1890	B_2089	Ba4554	Be3130	Bi2230	Ca3179	Cd2288
Units	ppm	ppm	ppm	ppm	ppm	ppm	ppm	ppm	ppm
Avg	**.0004**	**297.6**	**.0010**	**.0091**	**.0029**	**.0006**	**-.0007**	**193.3**	**.0011**
Stddev	.0005	.2	.0016	.0006	.0003	.0002	.0012	.3	.0003
%RSD	126.8	.0532	150.5	6.578	11.03	24.99	180.9	.1360	24.38
#1	.0008	297.4	.0009	.0084	.0026	.0006	-.0000	193.3	.0009
#2	-.0001	297.7	-.0004	.0093	.0032	.0008	-.0021	193.5	.0013
#3	.0004	297.7	.0027	.0095	.0030	.0005	.0001	193.0	.0009
Check ?	None	Chk Pass	None	None	None	None	None	Chk Pass	None
Value									
Range									

Elem	Ce4040	Co2286	Cr2677	Cu3247	Fe2599	K_7664	Li6707	Mg2790	Mn2576
Units	ppm	ppm	ppm	ppm	ppm	ppm	ppm	ppm	ppm
Avg	**.0707**	**.0012**	**-.0012**	**-.0024**	**194.9**	**203.7**	**.0073**	**299.3**	**-.0064**
Stddev	.0005	.0002	.0003	.0003	.2	.2	.0016	.6	.0001
%RSD	.6912	18.53	25.77	12.70	.1060	.0951	21.46	.2091	1.044
#1	.0710	.0012	-.0009	-.0023	195.1	203.5	.0090	298.6	-.0063
#2	.0702	.0014	-.0014	-.0022	194.8	203.8	.0067	299.8	-.0063
#3	.0710	.0009	-.0014	-.0027	194.7	203.7	.0061	299.4	-.0064
Check ?	None	None	None	None	Chk Pass	Chk Pass	None	Chk Pass	None
Value									
Range									

Elem	Mo2020	Na5895	Ni2316	P_1774	Pb2203	S_1820	Sb2068	Se1960	Si2124
Units	ppm	ppm	ppm	ppm	ppm	ppm	ppm	ppm	ppm
Avg	**.0046**	**202.1**	**.0022**	**.0066**	**.0031**	**.0269**	**-.0007**	**-.0032**	**.0023**
Stddev	.0006	.3	.0010	.0004	.0013	.0030	.0017	.0018	.0005
%RSD	13.10	.1242	45.69	6.815	42.00	11.07	256.2	57.19	21.53
#1	.0050	201.9	.0033	.0062	.0034	.0267	.0009	-.0034	.0026
#2	.0049	202.3	.0013	.0064	.0042	.0241	-.0004	-.0013	.0017
#3	.0039	202.2	.0021	.0071	.0017	.0300	-.0025	-.0050	.0025
Check ?	None	Chk Pass	None	None	None	None	None	None	None
Value									
Range									

Zoom In Zoom Out

Sample Name: hstd Acquired: 8/19/2021 10:19:22 Type: QC
Method: SGS NO VALVE3(v193) Mode: CONC Corr. Factor: 1.000000
User: admin Custom ID1: Custom ID2: Custom ID3:
Comment:

Elem	Sn1899	Sr4077	Ti3349	Tl1908	V_2924	W_2079	Zn2062	Zr3391
Units	ppm	ppm	ppm	ppm	ppm	ppm	ppm	ppm
Avg	**.0004**	**-.0008**	**-.0014**	**.0067**	**.0022**	**.0033**	**.0075**	**.0100**
Stddev	.0002	.0001	.0004	.0018	.0001	.0005	.0002	.0001
%RSD	63.31	17.30	31.64	26.48	6.717	13.74	2.656	1.274
#1	.0006	-.0009	-.0009	.0085	.0024	.0033	.0075	.0101
#2	.0002	-.0008	-.0016	.0050	.0022	.0029	.0077	.0099
#3	.0003	-.0007	-.0017	.0064	.0021	.0038	.0073	.0100
Check ?	None	None	None	None	None	None	None	None
Value								
Range								

Int. Std.	In2306	Y_3600	Y_3710	Y_2243
Units	Cts/S	Cts/S	Cts/S	Cts/S
Avg	**4577.8**	**53350.**	**1437.9**	**1750.3**
Stddev	33.1	233.	9.2	17.6
%RSD	.72259	.43646	.63917	1.0033
#1	4602.7	53244.	1443.1	1763.8
#2	4540.3	53617.	1427.3	1730.5
#3	4590.5	53190.	1443.3	1756.7

Zoom In Zoom Out

Sample Name: feconf Acquired: 8/19/2021 10:24:29 Type: Unk
Method: SGS NO VALVE3(v193) Mode: CONC Corr. Factor: 1.000000
User: admin Custom ID1: Custom ID2: Custom ID3:
Comment:

Elem	Ag3280	Al3961	As1890	B_2089	Ba4554	Be3130	Bi2230	Ca3179	Cd2288
Units	ppm	ppm	ppm	ppm	ppm	ppm	ppm	ppm	ppm
Avg	**.0026**	**.0378**	**-.0016**	**.0018**	**.0002**	**.0005**	**.0033**	**.0359**	**.0007**
Stddev	.0002	.0242	.0002	.0006	.0003	.0002	.0014	.0083	.0002
%RSD	6.527	64.06	14.44	31.71	180.8	31.46	41.74	23.26	23.80
#1	.0025	.0142	-.0017	.0012	.0001	.0005	.0020	.0390	.0009
#2	.0028	.0625	-.0018	.0021	.0004	.0007	.0032	.0422	.0006
#3	.0025	.0367	-.0014	.0022	-.0001	.0003	.0048	.0264	.0008

Elem	Ce4040	Co2286	Cr2677	Cu3247	Fe2599	K_7664	Li6707	Mg2790	Mn2576
Units	ppm	ppm	ppm	ppm	ppm	ppm	ppm	ppm	ppm
Avg	**.0597**	**.0010**	**-.0021**	**-.0028**	F **200.8**	**.0731**	**.0026**	**.0052**	**-.0059**
Stddev	.0020	.0003	.0003	.0004	.3	.0388	.0025	.0374	.0001
%RSD	3.409	28.36	11.79	14.52	.1681	53.00	96.51	715.5	1.693
#1	.0579	.0007	-.0020	-.0029	200.7	.0305	.0003	.0282	-.0059
#2	.0619	.0010	-.0020	-.0031	200.5	.1063	.0023	.0255	-.0059
#3	.0593	.0013	-.0024	-.0023	201.2	.0826	.0052	-.0380	-.0057

Elem	Mo2020	Na5895	Ni2316	P_1774	Pb2203	S_1820	Sb2068	Se1960	Si2124
Units	ppm	ppm	ppm	ppm	ppm	ppm	ppm	ppm	ppm
Avg	**.0006**	**.0586**	**.0046**	**-.0013**	**.0038**	**.0053**	**-.0005**	**-.0028**	**.0004**
Stddev	.0001	.0107	.0003	.0013	.0013	.0009	.0014	.0017	.0015
%RSD	17.47	18.32	6.194	99.75	34.18	16.20	299.6	61.32	348.7
#1	.0007	.0470	.0049	-.0002	.0053	.0054	-.0016	-.0032	.0016
#2	.0005	.0606	.0046	-.0028	.0030	.0044	.0011	-.0010	.0010
#3	.0006	.0682	.0043	-.0011	.0031	.0061	-.0008	-.0044	-.0013

Elem	Sn1899	Sr4077	Ti3349	Tl1908	V_2924	W_2079	Zn2062	Zr3391
Units	ppm	ppm	ppm	ppm	ppm	ppm	ppm	ppm
Avg	**.0016**	**-.0001**	**.0002**	**.0024**	**.0026**	**.0002**	**.0124**	**.0102**
Stddev	.0005	.0002	.0006	.0018	.0003	.0009	.0002	.0001
%RSD	32.14	121.6	288.5	75.56	11.66	487.2	1.296	1.120
#1	.0010	-.0001	.0010	.0015	.0025	.0010	.0122	.0103
#2	.0019	-.0000	-.0001	.0044	.0024	-.0008	.0124	.0102
#3	.0018	-.0003	-.0002	.0011	.0030	.0004	.0125	.0100

Zoom In Zoom Out

Sample Name: feconf Acquired: 8/19/2021 10:24:29 Type: Unk
Method: SGS NO VALVE3(v193) Mode: CONC Corr. Factor: 1.000000
User: admin Custom ID1: Custom ID2: Custom ID3:
Comment:

Int. Std.	In2306	Y_3600	Y_3710	Y_2243
Units	Cts/S	Cts/S	Cts/S	Cts/S
Avg	**5155.5**	**56988.**	**1472.8**	**1924.7**
Stddev	7.0	99.	7.5	3.7
%RSD	.13565	.17388	.50645	.19412
#1	5153.9	56906.	1481.4	1921.2
#2	5163.1	57098.	1468.5	1928.6
#3	5149.3	56960.	1468.4	1924.2

Zoom In Zoom Out

Sample Name: crconf Acquired: 8/19/2021 10:29:44 Type: Unk
Method: SGS NO VALVE3(v193) Mode: CONC Corr. Factor: 1.000000
User: admin Custom ID1: Custom ID2: Custom ID3:
Comment:

Elem	Ag3280	Al3961	As1890	B_2089	Ba4554	Be3130	Bi2230	Ca3179	Cd2288
Units	ppm	ppm	ppm	ppm	ppm	ppm	ppm	ppm	ppm
Avg	**-.0006**	**.0336**	**-.0004**	**.0024**	**-.0001**	**-.0003**	**-.0008**	**.0042**	**.0000**
Stddev	.0005	.0223	.0008	.0002	.0004	.0002	.0009	.0059	.0002
%RSD	86.97	66.32	205.6	9.147	390.6	70.48	109.8	141.6	506.2
#1	-.0007	.0111	.0001	.0024	-.0003	-.0002	-.0017	.0088	.0001
#2	-.0010	.0339	-.0013	.0026	-.0003	-.0006	-.0007	-.0025	-.0002
#3	-.0000	.0557	.0001	.0021	.0003	-.0002	.0000	.0061	.0002

Elem	Ce4040	Co2286	Cr2677	Cu3247	Fe2599	K_7664	Li6707	Mg2790	Mn2576
Units	ppm	ppm	ppm	ppm	ppm	ppm	ppm	ppm	ppm
Avg	**-.0008**	**.0001**	F **9.800**	**.0002**	**.0160**	**.0528**	**.0012**	**.0052**	**-.0011**
Stddev	.0029	.0003	.012	.0002	.0060	.0445	.0003	.1180	.0001
%RSD	359.4	170.3	.1213	76.47	37.26	84.30	24.44	2267.	6.142
#1	.0024	.0004	9.802	.0002	.0106	.0111	.0008	-.1298	-.0011
#2	-.0032	.0002	9.810	.0001	.0150	.0996	.0013	.0567	-.0012
#3	-.0017	-.0001	9.787	.0004	.0224	.0476	.0014	.0887	-.0010

Elem	Mo2020	Na5895	Ni2316	P_1774	Pb2203	S_1820	Sb2068	Se1960	Si2124
Units	ppm	ppm	ppm	ppm	ppm	ppm	ppm	ppm	ppm
Avg	**.0003**	**.0145**	**-.0020**	**-.0024**	**.0001**	**-.0004**	**-.0017**	**.0007**	**-.0050**
Stddev	.0004	.0176	.0005	.0003	.0006	.0010	.0011	.0009	.0010
%RSD	117.5	121.5	24.48	10.64	493.0	252.8	66.45	139.2	20.28
#1	.0008	.0330	-.0023	-.0026	.0009	.0008	-.0027	.0013	-.0061
#2	.0003	.0125	-.0014	-.0026	-.0003	-.0010	-.0018	-.0004	-.0045
#3	-.0000	-.0021	-.0022	-.0021	-.0002	-.0009	-.0005	.0010	-.0042

Elem	Sn1899	Sr4077	Ti3349	Tl1908	V_2924	W_2079	Zn2062	Zr3391
Units	ppm	ppm	ppm	ppm	ppm	ppm	ppm	ppm
Avg	**.0000**	**-.0001**	**-.0024**	**.0017**	**.0115**	**-.0000**	**.0002**	**-.0008**
Stddev	.0003	.0003	.0001	.0029	.0001	.0007	.0001	.0001
%RSD	748.7	266.1	3.775	168.0	.7848	1410.	46.54	18.91
#1	-.0003	-.0004	-.0024	.0050	.0116	.0006	.0001	-.0009
#2	.0002	.0001	-.0025	.0002	.0114	.0000	.0002	-.0008
#3	.0003	.0000	-.0024	-.0001	.0114	-.0007	.0002	-.0006

Zoom In Zoom Out

Sample Name: crconf Acquired: 8/19/2021 10:29:44 Type: Unk
Method: SGS NO VALVE3(v193) Mode: CONC Corr. Factor: 1.000000
User: admin Custom ID1: Custom ID2: Custom ID3:
Comment:

Int. Std.	In2306	Y_3600	Y_3710	Y_2243
Units	Cts/S	Cts/S	Cts/S	Cts/S
Avg	**4992.4**	**57156.**	**1489.4**	**1891.3**
Stddev	5.8	81.	12.8	2.5
%RSD	.11712	.14189	.85794	.13308
#1	4991.0	57195.	1501.5	1892.3
#2	4998.8	57210.	1476.0	1893.2
#3	4987.4	57063.	1490.7	1888.5

Zoom In Zoom Out

Sample Name: cri Acquired: 8/19/2021 10:34:59 Type: QC
Method: SGS NO VALVE3(v193) Mode: CONC Corr. Factor: 1.000000
User: admin Custom ID1: Custom ID2: Custom ID3:
Comment:

Elem	Ag3280	Al3961	As1890	B_2089	Ba4554	Be3130	Bi2230	Ca3179	Cd2288
Units	ppm	ppm	ppm	ppm	ppm	ppm	ppm	ppm	ppm
Avg	**.0049**	**.2375**	**.0081**	**.0959**	**.1974**	**.0020**	**.0190**	**5.054**	**.0028**
Stddev	.0004	.0383	.0007	.0016	.0012	.0003	.0008	.035	.0002
%RSD	7.423	16.14	9.060	1.699	.6233	15.01	3.982	.6884	5.541
#1	.0044	.2514	.0073	.0974	.1988	.0016	.0189	5.089	.0030
#2	.0051	.2670	.0083	.0942	.1967	.0021	.0198	5.020	.0028
#3	.0051	.1942	.0087	.0960	.1967	.0021	.0183	5.052	.0027
Check ?	Chk Pass	Chk Pass	Chk Pass	Chk Pass	Chk Pass	Chk Pass	Chk Pass	Chk Pass	Chk Pass
Value									
Range									

Elem	Ce4040	Co2286	Cr2677	Cu3247	Fe2599	K_7664	Li6707	Mg2790	Mn2576
Units	ppm	ppm	ppm	ppm	ppm	ppm	ppm	ppm	ppm
Avg	**.0032**	**.0507**	**.0101**	**.0093**	**.1077**	**4.769**	**.0472**	**5.049**	**.0153**
Stddev	.0012	.0005	.0001	.0003	.0007	.073	.0001	.081	.0000
%RSD	37.07	.9251	1.116	2.696	.6306	1.528	.2944	1.612	.2842
#1	.0022	.0512	.0101	.0093	.1076	4.792	.0471	5.116	.0152
#2	.0045	.0503	.0102	.0090	.1071	4.687	.0473	4.959	.0153
#3	.0028	.0505	.0099	.0095	.1084	4.827	.0471	5.073	.0152
Check ?	None	Chk Pass	Chk Pass	Chk Pass	Chk Pass	Chk Pass	Chk Pass	Chk Pass	Chk Pass
Value									
Range									

Elem	Mo2020	Na5895	Ni2316	P_1774	Pb2203	S_1820	Sb2068	Se1960	Si2124
Units	ppm	ppm	ppm	ppm	ppm	ppm	ppm	ppm	ppm
Avg	**.0198**	**4.808**	**.0099**	**.0484**	**.0035**	**.0480**	**.0065**	**.0107**	**.1895**
Stddev	.0003	.046	.0001	.0012	.0008	.0038	.0020	.0010	.0029
%RSD	1.675	.9624	.7486	2.464	23.03	7.808	30.58	9.149	1.528
#1	.0202	4.832	.0100	.0477	.0027	.0517	.0043	.0108	.1910
#2	.0196	4.754	.0099	.0478	.0034	.0442	.0070	.0097	.1862
#3	.0195	4.837	.0098	.0498	.0044	.0483	.0082	.0117	.1914
Check ?	Chk Pass	Chk Pass	Chk Pass	Chk Pass	Chk Pass	Chk Pass	Chk Pass	Chk Pass	Chk Pass
Value									
Range									

Zoom In Zoom Out

Sample Name: cri Acquired: 8/19/2021 10:34:59 Type: QC
Method: SGS NO VALVE3(v193) Mode: CONC Corr. Factor: 1.000000
User: admin Custom ID1: Custom ID2: Custom ID3:
Comment:

Elem	Sn1899	Sr4077	Ti3349	Tl1908	V_2924	W_2079	Zn2062	Zr3391
Units	ppm	ppm	ppm	ppm	ppm	ppm	ppm	ppm
Avg	**.0096**	**.0098**	**.0094**	**.0083**	**.0479**	**.0491**	**.0184**	**.0101**
Stddev	.0005	.0002	.0004	.0008	.0004	.0005	.0002	.0003
%RSD	5.302	1.900	3.784	9.559	.8330	.9200	.8463	3.452
#1	.0101	.0100	.0090	.0092	.0483	.0495	.0185	.0105
#2	.0095	.0096	.0097	.0079	.0480	.0491	.0182	.0099
#3	.0091	.0097	.0094	.0079	.0475	.0486	.0185	.0099
Check ?	Chk Pass	Chk Pass	Chk Pass	Chk Pass	Chk Pass	Chk Pass	Chk Pass	Chk Pass
Value								
Range								

Int. Std.	In2306	Y_3600	Y_3710	Y_2243
Units	Cts/S	Cts/S	Cts/S	Cts/S
Avg	**4996.5**	**56376.**	**1479.2**	**1951.9**
Stddev	53.4	194.	11.0	20.7
%RSD	1.0691	.34337	.74356	1.0595
#1	4967.3	56568.	1466.7	1939.4
#2	5058.2	56181.	1487.5	1975.8
#3	4964.1	56379.	1483.3	1940.5

Zoom In Zoom Out

Sample Name: asconf Acquired: 8/19/2021 10:40:12 Type: Unk
Method: SGS NO VALVE3(v193) Mode: CONC Corr. Factor: 1.000000
User: admin Custom ID1: Custom ID2: Custom ID3:
Comment:

Elem	Ag3280	Al3961	As1890	B_2089	Ba4554	Be3130	Bi2230	Ca3179	Cd2288
Units	ppm	ppm	ppm	ppm	ppm	ppm	ppm	ppm	ppm
Avg	**-.0008**	**.0116**	**4.826**	**.0018**	**-.0003**	**-.0002**	**.0013**	**-.0030**	**-.0008**
Stddev	.0003	.0022	.003	.0007	.0002	.0001	.0006	.0087	.0002
%RSD	42.42	19.24	.0555	36.88	73.99	37.44	43.77	294.3	29.99
#1	-.0011	.0104	4.823	.0015	-.0001	-.0002	.0020	-.0020	-.0011
#2	-.0008	.0142	4.828	.0025	-.0003	-.0002	.0012	-.0121	-.0006
#3	-.0004	.0103	4.827	.0013	-.0006	-.0003	.0008	.0052	-.0007

Elem	Ce4040	Co2286	Cr2677	Cu3247	Fe2599	K_7664	Li6707	Mg2790	Mn2576
Units	ppm	ppm	ppm	ppm	ppm	ppm	ppm	ppm	ppm
Avg	**.0002**	**.0001**	**.0002**	**-.0003**	**.0074**	**-.0258**	**.0020**	**.0274**	**.0000**
Stddev	.0002	.0005	.0002	.0001	.0056	.0192	.0022	.0233	.0000
%RSD	135.7	360.7	121.2	39.72	75.13	74.62	110.8	85.24	378.0
#1	.0004	.0006	.0004	-.0004	.0017	-.0156	-.0003	.0487	-.0000
#2	.0001	-.0003	.0000	-.0002	.0078	-.0138	.0041	.0311	.0000
#3	-.0000	.0001	.0001	-.0002	.0128	-.0480	.0021	.0024	-.0000

Elem	Mo2020	Na5895	Ni2316	P_1774	Pb2203	S_1820	Sb2068	Se1960	Si2124
Units	ppm	ppm	ppm	ppm	ppm	ppm	ppm	ppm	ppm
Avg	**-.0001**	**-.0044**	**-.0001**	**-.0002**	**-.0016**	**.0006**	**.0053**	**-.0006**	**.0014**
Stddev	.0001	.0067	.0002	.0009	.0006	.0015	.0009	.0009	.0008
%RSD	255.5	152.3	192.3	529.6	35.65	251.4	16.59	157.9	55.69
#1	.0001	.0016	-.0001	-.0012	-.0013	.0017	.0048	-.0003	.0005
#2	-.0002	-.0116	-.0003	.0004	-.0022	-.0011	.0063	.0002	.0018
#3	-.0001	-.0032	.0001	.0003	-.0012	.0012	.0048	-.0016	.0019

Elem	Sn1899	Sr4077	Ti3349	Tl1908	V_2924	W_2079	Zn2062	Zr3391
Units	ppm	ppm	ppm	ppm	ppm	ppm	ppm	ppm
Avg	**.0001**	**-.0001**	**-.0002**	**.0017**	**.0002**	**-.0013**	**-.0005**	**-.0000**
Stddev	.0006	.0000	.0002	.0017	.0001	.0009	.0002	.0002
%RSD	627.4	36.92	71.61	96.48	61.10	70.58	29.94	934.0
#1	.0008	-.0001	-.0004	-.0001	.0003	-.0009	-.0007	-.0001
#2	-.0003	-.0000	-.0000	.0022	.0003	-.0024	-.0004	-.0001
#3	-.0002	-.0000	-.0003	.0031	.0001	-.0007	-.0005	.0002

Zoom In Zoom Out

Sample Name: asconf Acquired: 8/19/2021 10:40:12 Type: Unk
Method: SGS NO VALVE3(v193) Mode: CONC Corr. Factor: 1.000000
User: admin Custom ID1: Custom ID2: Custom ID3:
Comment:

Int. Std.	In2306	Y_3600	Y_3710	Y_2243
Units	Cts/S	Cts/S	Cts/S	Cts/S
Avg	**5006.7**	**56863.**	**1482.2**	**1952.1**
Stddev	8.1	102.	3.9	3.4
%RSD	.16183	.17858	.26449	.17210
#1	5013.6	56797.	1484.5	1955.4
#2	5008.7	56811.	1477.7	1952.3
#3	4997.8	56980.	1484.4	1948.7

Zoom In Zoom Out

Sample Name: ccv Acquired: 8/19/2021 10:45:26 Type: QC
Method: SGS NO VALVE3(v193) Mode: CONC Corr. Factor: 1.000000
User: admin Custom ID1: Custom ID2: Custom ID3:
Comment:

Elem	Ag3280	Al3961	As1890	B_2089	Ba4554	Be3130	Bi2230	Ca3179	Cd2288
Units	ppm	ppm	ppm	ppm	ppm	ppm	ppm	ppm	ppm
Avg	**.2418**	**39.90**	**1.953**	**1.990**	**2.024**	**2.048**	**1.975**	**40.60**	**1.988**
Stddev	.0007	1.23	.006	.004	.061	.062	.006	1.22	.004
%RSD	.2983	3.069	.2938	.2042	3.031	3.042	.3311	3.016	.1988
#1	.2410	39.06	1.957	1.993	1.985	2.007	1.973	39.75	1.992
#2	.2421	39.34	1.956	1.992	1.992	2.017	1.982	40.04	1.989
#3	.2423	41.31	1.946	1.985	2.094	2.119	1.969	42.00	1.984
Check ?	Chk Pass	Chk Pass	Chk Pass	Chk Pass	Chk Pass	Chk Pass	Chk Pass	Chk Pass	Chk Pass
Value									
Range									

Elem	Ce4040	Co2286	Cr2677	Cu3247	Fe2599	K_7664	Li6707	Mg2790	Mn2576
Units	ppm	ppm	ppm	ppm	ppm	ppm	ppm	ppm	ppm
Avg	**1.954**	**2.037**	**2.013**	**1.958**	**40.61**	**39.41**	**1.927**	**40.43**	**2.043**
Stddev	.004	.004	.004	.003	1.13	1.13	.059	1.36	.005
%RSD	.1870	.1879	.2003	.1376	2.791	2.877	3.068	3.367	.2250
#1	1.952	2.039	2.010	1.957	39.81	38.60	1.886	39.37	2.038
#2	1.958	2.039	2.018	1.961	40.10	38.93	1.900	39.96	2.048
#3	1.951	2.032	2.012	1.956	41.90	40.71	1.994	41.97	2.044
Check ?	Chk Pass	Chk Pass	Chk Pass	Chk Pass	Chk Pass	Chk Pass	Chk Pass	Chk Pass	Chk Pass
Value									
Range									

Elem	Mo2020	Na5895	Ni2316	P_1774	Pb2203	S_1820	Sb2068	Se1960	Si2124
Units	ppm	ppm	ppm	ppm	ppm	ppm	ppm	ppm	ppm
Avg	**1.977**	**39.50**	**2.065**	**1.997**	**2.061**	**1.931**	**1.944**	**1.966**	**4.965**
Stddev	.002	1.18	.003	.005	.003	.003	.002	.004	.013
%RSD	.1147	2.997	.1496	.2722	.1192	.1555	.0858	.2114	.2628
#1	1.979	38.69	2.068	2.003	2.062	1.931	1.946	1.966	4.975
#2	1.978	38.95	2.066	1.996	2.062	1.935	1.945	1.970	4.970
#3	1.974	40.86	2.062	1.993	2.058	1.929	1.943	1.961	4.950
Check ?	Chk Pass	Chk Pass	Chk Pass	Chk Pass	Chk Pass	Chk Pass	Chk Pass	Chk Pass	Chk Pass
Value									
Range									

Zoom In Zoom Out

Sample Name: ccv Acquired: 8/19/2021 10:45:26 Type: QC
Method: SGS NO VALVE3(v193) Mode: CONC Corr. Factor: 1.000000
User: admin Custom ID1: Custom ID2: Custom ID3:
Comment:

Elem	Sn1899	Sr4077	Ti3349	Tl1908	V_2924	W_2079	Zn2062	Zr3391
Units	ppm	ppm	ppm	ppm	ppm	ppm	ppm	ppm
Avg	**1.993**	**2.036**	**1.999**	**2.047**	**1.988**	**1.975**	**2.023**	**1.976**
Stddev	.007	.060	.004	.003	.001	.002	.003	.004
%RSD	.3574	2.972	.2153	.1605	.0673	.1205	.1523	.2040
#1	1.997	1.995	1.998	2.051	1.988	1.976	2.027	1.973
#2	1.997	2.006	2.004	2.046	1.990	1.977	2.021	1.981
#3	1.984	2.105	1.995	2.045	1.987	1.973	2.023	1.974
Check ?	Chk Pass	Chk Pass	Chk Pass	Chk Pass	Chk Pass	Chk Pass	Chk Pass	Chk Pass
Value								
Range								

Int. Std.	In2306	Y_3600	Y_3710	Y_2243
Units	Cts/S	Cts/S	Cts/S	Cts/S
Avg	**4857.1**	**55368.**	**1453.8**	**1883.8**
Stddev	4.6	115.	35.8	2.3
%RSD	.09564	.20850	2.4651	.12281
#1	4851.7	55486.	1485.0	1881.1
#2	4859.8	55256.	1461.7	1884.8
#3	4859.6	55362.	1414.7	1885.4

Zoom In Zoom Out

Sample Name: ccb Acquired: 8/19/2021 10:50:17 Type: QC
Method: SGS NO VALVE3(v193) Mode: CONC Corr. Factor: 1.000000
User: admin Custom ID1: Custom ID2: Custom ID3:
Comment:

Elem	Ag3280	Al3961	As1890	B_2089	Ba4554	Be3130	Bi2230	Ca3179	Cd2288
Units	ppm	ppm	ppm	ppm	ppm	ppm	ppm	ppm	ppm
Avg	**-.0002**	**.0222**	**.0003**	**.0026**	**-.0004**	**-.0002**	**.0003**	**-.0089**	**.0003**
Stddev	.0002	.0041	.0005	.0004	.0004	.0001	.0023	.0077	.0002
%RSD	95.44	18.59	154.1	17.18	122.3	56.10	676.8	85.90	74.40
#1	-.0000	.0229	.0005	.0022	.0000	-.0002	-.0009	-.0057	.0001
#2	-.0001	.0259	.0006	.0025	-.0003	-.0003	.0030	-.0034	.0005
#3	-.0004	.0177	-.0002	.0030	-.0008	-.0001	-.0011	-.0177	.0002
Check ?	Chk Pass	Chk Pass	Chk Pass	Chk Pass	Chk Pass	Chk Pass	Chk Pass	Chk Pass	Chk Pass
High Limit									
Low Limit									

Elem	Ce4040	Co2286	Cr2677	Cu3247	Fe2599	K_7664	Li6707	Mg2790	Mn2576
Units	ppm	ppm	ppm	ppm	ppm	ppm	ppm	ppm	ppm
Avg	**-.0017**	**.0002**	**-.0002**	**.0000**	**.0174**	**-.0006**	**.0038**	**.1172**	**.0001**
Stddev	.0027	.0001	.0003	.0002	.0025	.0288	.0001	.1001	.0001
%RSD	153.8	62.40	152.9	966.3	14.43	5066.	3.546	85.45	101.0
#1	-.0014	.0003	-.0004	-.0000	.0146	.0075	.0037	.0164	.0001
#2	.0007	.0001	-.0003	.0002	.0194	.0234	.0040	.2167	.0000
#3	-.0046	.0002	.0001	-.0001	.0182	-.0326	.0038	.1184	.0000
Check ?	None	Chk Pass	Chk Pass	Chk Pass	Chk Pass	Chk Pass	Chk Pass	Chk Pass	Chk Pass
High Limit									
Low Limit									

Elem	Mo2020	Na5895	Ni2316	P_1774	Pb2203	S_1820	Sb2068	Se1960	Si2124
Units	ppm	ppm	ppm	ppm	ppm	ppm	ppm	ppm	ppm
Avg	**.0004**	**-.0093**	**-.0003**	**.0014**	**-.0003**	**-.0006**	**-.0001**	**.0001**	**.0011**
Stddev	.0001	.0063	.0004	.0004	.0004	.0022	.0005	.0011	.0005
%RSD	14.97	67.75	139.9	29.07	139.6	373.1	920.9	1404.	41.45
#1	.0005	-.0022	-.0007	.0010	-.0006	-.0027	.0002	.0004	.0013
#2	.0004	-.0117	.0002	.0018	.0002	.0016	.0002	.0010	.0015
#3	.0005	-.0140	-.0004	.0013	-.0005	-.0007	-.0006	-.0011	.0006
Check ?	Chk Pass	Chk Pass	Chk Pass	Chk Pass	Chk Pass	Chk Pass	Chk Pass	Chk Pass	Chk Pass
High Limit									
Low Limit									

Zoom In Zoom Out

Sample Name: ccb Acquired: 8/19/2021 10:50:17 Type: QC
Method: SGS NO VALVE3(v193) Mode: CONC Corr. Factor: 1.000000
User: admin Custom ID1: Custom ID2: Custom ID3:
Comment:

Elem	Sn1899	Sr4077	Ti3349	Tl1908	V_2924	W_2079	Zn2062	Zr3391
Units	ppm	ppm	ppm	ppm	ppm	ppm	ppm	ppm
Avg	**-.0001**	**-.0001**	**-.0001**	F **.0035**	**-.0001**	**-.0011**	**-.0010**	**.0002**
Stddev	.0003	.0002	.0004	.0007	.0001	.0008	.0001	.0002
%RSD	229.2	169.4	285.9	20.35	91.30	71.23	10.48	145.4
#1	-.0005	.0001	-.0002	.0041	-.0003	-.0010	-.0009	.0003
#2	-.0000	-.0002	.0003	.0036	-.0000	-.0004	-.0011	.0003
#3	.0001	-.0002	-.0005	.0027	-.0001	-.0020	-.0010	-.0001
Check ?	Chk Pass	Chk Pass	Chk Pass	Chk Fail	Chk Pass	Chk Pass	Chk Pass	Chk Pass
High Limit				.0020				
Low Limit				-.0020				

Int. Std.	In2306	Y_3600	Y_3710	Y_2243
Units	Cts/S	Cts/S	Cts/S	Cts/S
Avg	**4990.0**	**56736.**	**1483.7**	**1946.2**
Stddev	1.1	211.	10.8	1.4
%RSD	.02219	.37246	.72793	.07371
#1	4991.1	56957.	1481.2	1946.8
#2	4988.9	56536.	1495.6	1944.5
#3	4990.1	56715.	1474.4	1947.2

Zoom In Zoom Out

Sample Name: mp28125-mb1 Acquired: 8/19/2021 10:55:33 Type: Unk
Method: SGS NO VALVE3(v193) Mode: CONC Corr. Factor: 1.000000
User: admin Custom ID1: Custom ID2: Custom ID3:
Comment:

Elem	Ag3280	Al3961	As1890	B_2089	Ba4554	Be3130	Bi2230	Ca3179	Cd2288
Units	ppm	ppm	ppm	ppm	ppm	ppm	ppm	ppm	ppm
Avg	**-.0003**	**.0286**	**.0003**	**.0052**	**.0003**	**-.0000**	**.0002**	**.0629**	**.0001**
Stddev	.0005	.0301	.0015	.0006	.0005	.0002	.0005	.0105	.0001
%RSD	188.8	105.2	448.1	11.71	147.1	607.0	215.8	16.64	162.8
#1	.0001	.0093	-.0014	.0056	.0008	-.0003	.0003	.0510	.0002
#2	-.0008	.0132	.0013	.0045	-.0001	-.0000	.0006	.0675	.0001
#3	-.0001	.0633	.0010	.0054	.0003	.0002	-.0003	.0704	-.0000

Elem	Ce4040	Co2286	Cr2677	Cu3247	Fe2599	K_7664	Li6707	Mg2790	Mn2576
Units	ppm	ppm	ppm	ppm	ppm	ppm	ppm	ppm	ppm
Avg	**-.0026**	**.0001**	**.0007**	**.0009**	**.0173**	**-.0119**	**.0012**	**.0265**	**.0005**
Stddev	.0038	.0002	.0005	.0001	.0024	.0535	.0006	.0711	.0000
%RSD	144.5	309.3	67.43	9.765	13.78	449.7	50.54	268.6	8.960
#1	-.0000	.0001	.0005	.0010	.0171	.0367	.0019	.0556	.0004
#2	-.0070	-.0001	.0012	.0009	.0198	-.0031	.0012	-.0546	.0005
#3	-.0009	.0002	.0003	.0008	.0150	-.0693	.0006	.0784	.0005

Elem	Mo2020	Na5895	Ni2316	P_1774	Pb2203	S_1820	Sb2068	Se1960	Si2124
Units	ppm	ppm	ppm	ppm	ppm	ppm	ppm	ppm	ppm
Avg	**.0004**	**.0410**	**.0002**	**.0222**	**-.0014**	**.0082**	**.0005**	**-.0008**	**.0183**
Stddev	.0003	.0048	.0004	.0012	.0006	.0039	.0015	.0010	.0010
%RSD	67.69	11.75	182.0	5.538	42.65	47.87	337.5	112.6	5.671
#1	.0001	.0421	.0003	.0230	-.0009	.0102	.0004	-.0010	.0189
#2	.0005	.0451	.0006	.0229	-.0013	.0107	-.0011	.0002	.0171
#3	.0006	.0357	-.0002	.0208	-.0020	.0037	.0020	-.0017	.0188

Elem	Sn1899	Sr4077	Ti3349	Tl1908	V_2924	W_2079	Zn2062	Zr3391
Units	ppm	ppm	ppm	ppm	ppm	ppm	ppm	ppm
Avg	**.0195**	**.0004**	**.0003**	**.0031**	**-.0003**	**.0002**	**.0047**	**.0007**
Stddev	.0005	.0002	.0001	.0021	.0001	.0009	.0002	.0002
%RSD	2.617	58.58	39.38	67.76	34.55	435.2	4.589	32.76
#1	.0189	.0001	.0004	.0029	-.0005	-.0002	.0050	.0010
#2	.0198	.0004	.0003	.0052	-.0003	.0012	.0046	.0006
#3	.0197	.0005	.0002	.0011	-.0003	-.0004	.0046	.0006

Zoom In Zoom Out

Sample Name: mp28125-mb1 Acquired: 8/19/2021 10:55:33 Type: Unk
Method: SGS NO VALVE3(v193) Mode: CONC Corr. Factor: 1.000000
User: admin Custom ID1: Custom ID2: Custom ID3:
Comment:

Int. Std.	In2306	Y_3600	Y_3710	Y_2243
Units	Cts/S	Cts/S	Cts/S	Cts/S
Avg	**4979.6**	**56519.**	**1514.3**	**1949.1**
Stddev	10.7	583.	2.7	7.3
%RSD	.21531	1.0316	.18113	.37337
#1	4967.8	55846.	1511.1	1941.7
#2	4988.7	56874.	1516.1	1949.3
#3	4982.5	56836.	1515.6	1956.3

Zoom In Zoom Out

Sample Name: mp28125-b1 Acquired: 8/19/2021 11:00:48 Type: Unk
Method: SGS NO VALVE3(v193) Mode: CONC Corr. Factor: 1.000000
User: admin Custom ID1: Custom ID2: Custom ID3:
Comment:

Elem	Ag3280	Al3961	As1890	B_2089	Ba4554	Be3130	Bi2230	Ca3179	Cd2288
Units	ppm	ppm	ppm	ppm	ppm	ppm	ppm	ppm	ppm
Avg	**.2322**	**24.23**	**1.817**	**1.843**	**1.888**	**1.912**	**.1206**	**24.79**	**1.881**
Stddev	.0006	.08	.003	.004	.008	.007	.0030	.09	.002
%RSD	.2376	.3424	.1881	.2381	.4380	.3840	2.461	.3779	.0791
#1	.2328	24.31	1.814	1.845	1.894	1.918	.1178	24.87	1.882
#2	.2317	24.23	1.816	1.837	1.891	1.913	.1203	24.81	1.879
#3	.2321	24.15	1.821	1.846	1.879	1.904	.1237	24.68	1.881

Elem	Ce4040	Co2286	Cr2677	Cu3247	Fe2599	K_7664	Li6707	Mg2790	Mn2576
Units	ppm	ppm	ppm	ppm	ppm	ppm	ppm	ppm	ppm
Avg	**-.0123**	**1.938**	**1.903**	**1.843**	**24.80**	**23.71**	**-.0009**	**24.72**	**1.935**
Stddev	.0015	.001	.003	.003	.10	.15	.0008	.07	.002
%RSD	12.30	.0350	.1490	.1559	.3845	.6254	92.04	.2902	.1036
#1	-.0132	1.938	1.906	1.847	24.91	23.84	-.0000	24.74	1.938
#2	-.0130	1.937	1.901	1.842	24.75	23.76	-.0010	24.78	1.934
#3	-.0105	1.939	1.902	1.841	24.74	23.55	-.0017	24.64	1.934

Elem	Mo2020	Na5895	Ni2316	P_1774	Pb2203	S_1820	Sb2068	Se1960	Si2124
Units	ppm	ppm	ppm	ppm	ppm	ppm	ppm	ppm	ppm
Avg	**1.851**	**24.08**	**1.971**	**1.889**	**1.964**	**-.0220**	**1.812**	**1.833**	**.1259**
Stddev	.001	.10	.001	.004	.004	.0009	.002	.003	.0012
%RSD	.0457	.4167	.0718	.2099	.1912	4.038	.0898	.1728	.9682
#1	1.852	24.16	1.971	1.894	1.963	-.0210	1.811	1.836	.1250
#2	1.851	24.10	1.969	1.887	1.961	-.0222	1.812	1.831	.1273
#3	1.850	23.97	1.972	1.886	1.968	-.0228	1.814	1.831	.1255

Elem	Sn1899	Sr4077	Ti3349	Tl1908	V_2924	W_2079	Zn2062	Zr3391
Units	ppm	ppm	ppm	ppm	ppm	ppm	ppm	ppm
Avg	**1.897**	**1.895**	**1.882**	**1.987**	**1.871**	**1.480**	**1.924**	**1.865**
Stddev	.002	.009	.002	.003	.003	.007	.002	.002
%RSD	.0927	.4599	.0826	.1233	.1747	.4636	.0972	.0891
#1	1.899	1.902	1.883	1.985	1.875	1.474	1.925	1.867
#2	1.896	1.899	1.880	1.987	1.869	1.480	1.925	1.864
#3	1.896	1.885	1.883	1.990	1.870	1.487	1.922	1.865

Zoom In Zoom Out

Sample Name: mp28125-b1 Acquired: 8/19/2021 11:00:48 Type: Unk
Method: SGS NO VALVE3(v193) Mode: CONC Corr. Factor: 1.000000
User: admin Custom ID1: Custom ID2: Custom ID3:
Comment:

Int. Std.	In2306	Y_3600	Y_3710	Y_2243
Units	Cts/S	Cts/S	Cts/S	Cts/S
Avg	**4889.0**	**55934.**	**1487.1**	**1897.8**
Stddev	1.5	17.	9.8	1.8
%RSD	.03006	.03071	.65845	.09733
#1	4887.3	55919.	1475.8	1895.8
#2	4889.4	55953.	1493.3	1898.1
#3	4890.1	55932.	1492.1	1899.5

Zoom In Zoom Out

Sample Name: mp28125-lc1 Acquired: 8/19/2021 11:05:39 Type: Unk
Method: SGS NO VALVE3(v193) Mode: CONC Corr. Factor: 1.000000
User: admin Custom ID1: Custom ID2: Custom ID3:
Comment:

Elem	Ag3280	Al3961	As1890	B_2089	Ba4554	Be3130	Bi2230	Ca3179	Cd2288
Units	ppm	ppm	ppm	ppm	ppm	ppm	ppm	ppm	ppm
Avg	**.2880**	**74.26**	**1.368**	**.6860**	**2.064**	**1.399**	**.1339**	**40.95**	**1.119**
Stddev	.0072	.19	.003	.0014	.006	.003	.0188	.16	.001
%RSD	2.511	.2530	.2003	.2026	.2879	.2023	14.02	.3983	.0998
#1	.2838	74.07	1.367	.6848	2.057	1.397	.1223	40.78	1.119
#2	.2963	74.27	1.371	.6857	2.066	1.399	.1555	40.96	1.119
#3	.2838	74.45	1.367	.6875	2.068	1.402	.1238	41.10	1.121

Elem	Ce4040	Co2286	Cr2677	Cu3247	Fe2599	K_7664	Li6707	Mg2790	Mn2576
Units	ppm	ppm	ppm	ppm	ppm	ppm	ppm	ppm	ppm
Avg	**.9394**	**1.050**	**1.323**	**.4716**	**135.6**	**17.60**	**.0584**	**20.95**	**2.420**
Stddev	.0256	.002	.035	.0130	.2	.04	.0011	.07	.068
%RSD	2.730	.1652	2.666	2.753	.1664	.2315	1.878	.3457	2.815
#1	.9247	1.048	1.305	.4632	135.3	17.56	.0576	20.87	2.377
#2	.9690	1.052	1.364	.4866	135.7	17.64	.0596	20.96	2.498
#3	.9245	1.051	1.301	.4651	135.7	17.60	.0579	21.01	2.384

Elem	Mo2020	Na5895	Ni2316	P_1774	Pb2203	S_1820	Sb2068	Se1960	Si2124
Units	ppm	ppm	ppm	ppm	ppm	ppm	ppm	ppm	ppm
Avg	**.8070**	**1.148**	**.4888**	**5.251**	**1.297**	**.7285**	**.6972**	**1.418**	**2.485**
Stddev	.0009	.013	.0008	.003	.002	.0028	.0008	.005	.011
%RSD	.1108	1.168	.1658	.0647	.1873	.3902	.1187	.3327	.4234
#1	.8068	1.146	.4881	5.253	1.295	.7310	.6981	1.418	2.496
#2	.8080	1.136	.4886	5.253	1.299	.7254	.6964	1.414	2.485
#3	.8062	1.163	.4897	5.247	1.298	.7291	.6971	1.423	2.475

Elem	Sn1899	Sr4077	Ti3349	Tl1908	V_2924	W_2079	Zn2062	Zr3391
Units	ppm	ppm	ppm	ppm	ppm	ppm	ppm	ppm
Avg	**.7194**	**.7574**	**3.225**	**1.079**	**.5724**	**.0130**	**1.412**	**.0730**
Stddev	.0011	.0012	.090	.002	.0159	.0009	.004	.0020
%RSD	.1479	.1608	2.781	.1505	2.775	7.223	.2487	2.755
#1	.7204	.7560	3.181	1.078	.5626	.0122	1.416	.0721
#2	.7193	.7579	3.328	1.081	.5907	.0140	1.410	.0754
#3	.7183	.7582	3.166	1.080	.5639	.0127	1.410	.0717

Zoom In Zoom Out

Sample Name: mp28125-lc1 Acquired: 8/19/2021 11:05:39 Type: Unk
Method: SGS NO VALVE3(v193) Mode: CONC Corr. Factor: 1.000000
User: admin Custom ID1: Custom ID2: Custom ID3:
Comment:

Int. Std.	In2306	Y_3600	Y_3710	Y_2243
Units	Cts/S	Cts/S	Cts/S	Cts/S
Avg	**5061.0**	**58621.**	**1608.0**	**2045.4**
Stddev	6.2	1457.	5.5	3.4
%RSD	.12268	2.4862	.34353	.16709
#1	5065.1	59319.	1613.8	2042.3
#2	5064.1	56946.	1607.3	2049.1
#3	5053.9	59598.	1602.9	2044.9

Zoom In Zoom Out

Sample Name: mp28125-lc2 Acquired: 8/19/2021 11:10:28 Type: Unk
Method: SGS NO VALVE3(v193) Mode: CONC Corr. Factor: 1.000000
User: admin Custom ID1: Custom ID2: Custom ID3:
Comment:

Elem	Ag3280	Al3961	As1890	B_2089	Ba4554	Be3130	Bi2230	Ca3179	Cd2288
Units	ppm	ppm	ppm	ppm	ppm	ppm	ppm	ppm	ppm
Avg	**.3121**	**79.52**	**1.492**	**.7446**	**2.251**	**1.531**	**.1317**	**46.53**	**1.212**
Stddev	.0003	.13	.001	.0006	.002	.002	.0015	.04	.001
%RSD	.0837	.1660	.0759	.0771	.0853	.1090	1.141	.0954	.0506
#1	.3121	79.37	1.493	.7442	2.251	1.532	.1316	46.49	1.212
#2	.3118	79.61	1.491	.7453	2.249	1.531	.1303	46.53	1.213
#3	.3124	79.59	1.491	.7444	2.252	1.529	.1333	46.58	1.212

Elem	Ce4040	Co2286	Cr2677	Cu3247	Fe2599	K_7664	Li6707	Mg2790	Mn2576
Units	ppm	ppm	ppm	ppm	ppm	ppm	ppm	ppm	ppm
Avg	**.8929**	**1.149**	**1.420**	**.5099**	**146.4**	**18.88**	**.0634**	**22.40**	**2.602**
Stddev	.0033	.001	.003	.0004	.4	.05	.0006	.18	.003
%RSD	.3751	.0667	.2297	.0801	.2561	.2559	.9107	.8079	.1185
#1	.8905	1.150	1.424	.5094	146.1	18.83	.0635	22.36	2.605
#2	.8915	1.148	1.417	.5102	146.8	18.92	.0628	22.60	2.598
#3	.8967	1.150	1.419	.5100	146.3	18.90	.0639	22.25	2.601

Elem	Mo2020	Na5895	Ni2316	P_1774	Pb2203	S_1820	Sb2068	Se1960	Si2124
Units	ppm	ppm	ppm	ppm	ppm	ppm	ppm	ppm	ppm
Avg	**.8628**	**1.252**	**.5325**	**5.840**	**1.336**	**.8062**	**.7219**	**1.536**	**2.601**
Stddev	.0003	.008	.0001	.006	.000	.0014	.0009	.004	.011
%RSD	.0319	.6454	.0104	.0993	.0222	.1693	.1221	.2584	.4099
#1	.8625	1.257	.5325	5.840	1.336	.8069	.7226	1.532	2.612
#2	.8630	1.242	.5324	5.835	1.336	.8047	.7223	1.538	2.600
#3	.8629	1.256	.5326	5.846	1.336	.8071	.7209	1.538	2.590

Elem	Sn1899	Sr4077	Ti3349	Tl1908	V_2924	W_2079	Zn2062	Zr3391
Units	ppm	ppm	ppm	ppm	ppm	ppm	ppm	ppm
Avg	**.7162**	**.8201**	**3.352**	**1.164**	**.6073**	**.0095**	**1.593**	**.0763**
Stddev	.0004	.0014	.004	.006	.0010	.0003	.003	.0002
%RSD	.0527	.1741	.1292	.5194	.1713	3.190	.1583	.2201
#1	.7158	.8190	3.357	1.170	.6070	.0092	1.590	.0762
#2	.7165	.8217	3.351	1.163	.6065	.0095	1.594	.0761
#3	.7163	.8197	3.349	1.158	.6085	.0098	1.594	.0765

Zoom In Zoom Out

Sample Name: mp28125-lc2 Acquired: 8/19/2021 11:10:28 Type: Unk
Method: SGS NO VALVE3(v193) Mode: CONC Corr. Factor: 1.000000
User: admin Custom ID1: Custom ID2: Custom ID3:
Comment:

Int. Std.	In2306	Y_3600	Y_3710	Y_2243
Units	Cts/S	Cts/S	Cts/S	Cts/S
Avg	**5018.0**	**59308.**	**1606.9**	**2029.6**
Stddev	12.1	241.	6.1	4.9
%RSD	.24150	.40633	.38138	.23987
#1	5030.8	59065.	1612.4	2034.9
#2	5016.6	59547.	1600.3	2028.8
#3	5006.6	59311.	1607.9	2025.2

Zoom In Zoom Out

Sample Name: mp28125-s1 Acquired: 8/19/2021 11:15:19 Type: Unk
Method: SGS NO VALVE3(v193) Mode: CONC Corr. Factor: 1.000000
User: admin Custom ID1: Custom ID2: Custom ID3:
Comment:

Elem	Ag3280	Al3961	As1890	B_2089	Ba4554	Be3130	Bi2230	Ca3179	Cd2288
Units	ppm	ppm	ppm	ppm	ppm	ppm	ppm	ppm	ppm
Avg	**.2267**	**59.83**	**1.731**	**1.729**	**1.933**	**1.821**	**.2335**	**37.93**	**1.789**
Stddev	.0047	.09	.003	.002	.002	.003	.0238	.13	.003
%RSD	2.061	.1517	.1769	.1369	.1018	.1479	10.18	.3468	.1488
#1	.2321	59.73	1.730	1.731	1.933	1.819	.2609	37.81	1.789
#2	.2242	59.89	1.728	1.726	1.935	1.820	.2210	37.92	1.786
#3	.2238	59.87	1.734	1.729	1.931	1.824	.2186	38.07	1.791

Elem	Ce4040	Co2286	Cr2677	Cu3247	Fe2599	K_7664	Li6707	Mg2790	Mn2576
Units	ppm	ppm	ppm	ppm	ppm	ppm	ppm	ppm	ppm
Avg	**.3114**	**1.932**	**1.905**	**1.828**	**74.33**	**30.21**	**.0399**	**35.07**	**2.798**
Stddev	.0085	.003	.045	.041	.18	.05	.0022	.10	.068
%RSD	2.732	.1489	2.355	2.220	.2371	.1518	5.534	.2932	2.442
#1	.3211	1.935	1.957	1.875	74.14	30.20	.0374	35.06	2.877
#2	.3052	1.930	1.881	1.804	74.36	30.26	.0411	34.97	2.760
#3	.3078	1.931	1.877	1.804	74.49	30.17	.0413	35.17	2.758

Elem	Mo2020	Na5895	Ni2316	P_1774	Pb2203	S_1820	Sb2068	Se1960	Si2124
Units	ppm	ppm	ppm	ppm	ppm	ppm	ppm	ppm	ppm
Avg	**1.739**	**23.93**	**1.971**	**3.986**	**1.947**	**.0547**	**1.402**	**1.743**	**4.218**
Stddev	.002	.03	.003	.001	.001	.0019	.005	.002	.010
%RSD	.1000	.1450	.1343	.0199	.0553	3.513	.3471	.0878	.2398
#1	1.739	23.91	1.973	3.987	1.948	.0543	1.400	1.743	4.230
#2	1.738	23.97	1.968	3.985	1.946	.0568	1.398	1.741	4.212
#3	1.741	23.92	1.972	3.986	1.947	.0530	1.407	1.744	4.212

Elem	Sn1899	Sr4077	Ti3349	Tl1908	V_2924	W_2079	Zn2062	Zr3391
Units	ppm	ppm	ppm	ppm	ppm	ppm	ppm	ppm
Avg	**1.754**	**1.904**	**5.578**	**1.973**	**1.906**	**1.017**	**1.915**	**1.859**
Stddev	.001	.003	.118	.003	.044	.002	.002	.043
%RSD	.0294	.1585	2.112	.1334	2.318	.1791	.1006	2.322
#1	1.754	1.902	5.714	1.976	1.957	1.015	1.917	1.909
#2	1.754	1.908	5.504	1.971	1.882	1.018	1.915	1.834
#3	1.755	1.903	5.516	1.972	1.879	1.018	1.914	1.835

Zoom In Zoom Out

Sample Name: mp28125-s1 Acquired: 8/19/2021 11:15:19 Type: Unk
Method: SGS NO VALVE3(v193) Mode: CONC Corr. Factor: 1.000000
User: admin Custom ID1: Custom ID2: Custom ID3:
Comment:

Int. Std.	In2306	Y_3600	Y_3710	Y_2243
Units	Cts/S	Cts/S	Cts/S	Cts/S
Avg	**4920.7**	**57233.**	**1562.9**	**1991.9**
Stddev	10.1	1153.	11.4	6.3
%RSD	.20439	2.0148	.73166	.31558
#1	4929.9	55904.	1572.6	1998.3
#2	4922.3	57977.	1565.7	1991.7
#3	4910.0	57817.	1550.3	1985.7

Zoom In Zoom Out

Sample Name: mp28125-s2 Acquired: 8/19/2021 11:20:08 Type: Unk
Method: SGS NO VALVE3(v193) Mode: CONC Corr. Factor: 1.000000
User: admin Custom ID1: Custom ID2: Custom ID3:
Comment:

Elem	Ag3280	Al3961	As1890	B_2089	Ba4554	Be3130	Bi2230	Ca3179	Cd2288
Units	ppm	ppm	ppm	ppm	ppm	ppm	ppm	ppm	ppm
Avg	**.2254**	**65.18**	**1.743**	**1.747**	**1.956**	**1.819**	**.2087**	**35.59**	**1.805**
Stddev	.0007	.20	.005	.005	.006	.005	.0009	.07	.003
%RSD	.2957	.3120	.2853	.2681	.2885	.2543	.4380	.1937	.1753
#1	.2254	65.30	1.737	1.742	1.959	1.821	.2094	35.65	1.801
#2	.2261	65.30	1.746	1.749	1.958	1.822	.2091	35.62	1.807
#3	.2248	64.94	1.745	1.751	1.949	1.813	.2077	35.52	1.807

Elem	Ce4040	Co2286	Cr2677	Cu3247	Fe2599	K_7664	Li6707	Mg2790	Mn2576
Units	ppm	ppm	ppm	ppm	ppm	ppm	ppm	ppm	ppm
Avg	**.2747**	**1.931**	**1.869**	**1.814**	**77.03**	**30.44**	**.0474**	**35.03**	**2.721**
Stddev	.0009	.001	.005	.002	.17	.10	.0024	.18	.005
%RSD	.3113	.0287	.2519	.1075	.2197	.3243	5.126	.5026	.1695
#1	.2743	1.931	1.865	1.815	77.05	30.48	.0486	34.92	2.718
#2	.2741	1.932	1.874	1.815	77.20	30.50	.0446	35.24	2.726
#3	.2757	1.930	1.867	1.812	76.86	30.32	.0491	34.94	2.718

Elem	Mo2020	Na5895	Ni2316	P_1774	Pb2203	S_1820	Sb2068	Se1960	Si2124
Units	ppm	ppm	ppm	ppm	ppm	ppm	ppm	ppm	ppm
Avg	**1.761**	**24.05**	**1.979**	**3.557**	**1.953**	**.0493**	**1.412**	**1.752**	**5.036**
Stddev	.003	.04	.003	.004	.003	.0018	.004	.004	.028
%RSD	.1405	.1479	.1353	.1118	.1558	3.593	.2665	.2297	.5597
#1	1.759	24.07	1.979	3.559	1.951	.0489	1.408	1.749	5.004
#2	1.761	24.07	1.976	3.552	1.951	.0513	1.412	1.751	5.056
#3	1.763	24.01	1.981	3.560	1.956	.0478	1.415	1.757	5.049

Elem	Sn1899	Sr4077	Ti3349	Tl1908	V_2924	W_2079	Zn2062	Zr3391
Units	ppm	ppm	ppm	ppm	ppm	ppm	ppm	ppm
Avg	**1.765**	**1.914**	**5.005**	**1.965**	**1.873**	**1.186**	**1.927**	**1.841**
Stddev	.002	.005	.009	.003	.004	.003	.004	.003
%RSD	.1311	.2547	.1884	.1538	.1901	.2079	.1868	.1523
#1	1.763	1.919	5.006	1.968	1.873	1.184	1.927	1.840
#2	1.767	1.914	5.014	1.962	1.877	1.185	1.931	1.845
#3	1.765	1.909	4.995	1.965	1.870	1.189	1.924	1.839

Zoom In Zoom Out

Sample Name: mp28125-s2 Acquired: 8/19/2021 11:20:08 Type: Unk
Method: SGS NO VALVE3(v193) Mode: CONC Corr. Factor: 1.000000
User: admin Custom ID1: Custom ID2: Custom ID3:
Comment:

Int. Std.	In2306	Y_3600	Y_3710	Y_2243
Units	Cts/S	Cts/S	Cts/S	Cts/S
Avg	**4904.7**	**57652.**	**1556.4**	**1971.9**
Stddev	4.5	145.	9.7	3.0
%RSD	.09074	.25186	.62401	.15131
#1	4904.3	57810.	1549.0	1974.1
#2	4900.5	57525.	1552.9	1968.5
#3	4909.4	57620.	1567.4	1973.2

Zoom In Zoom Out

Sample Name: jd29876-5 Acquired: 8/19/2021 11:24:58 Type: Unk
Method: SGS NO VALVE3(v193) Mode: CONC Corr. Factor: 1.000000
User: admin Custom ID1: Custom ID2: Custom ID3:
Comment:

Elem	Ag3280	Al3961	As1890	B_2089	Ba4554	Be3130	Bi2230	Ca3179	Cd2288
Units	ppm	ppm	ppm	ppm	ppm	ppm	ppm	ppm	ppm
Avg	**.0022**	**30.00**	**.0086**	**.0100**	**.1226**	**.0033**	**.0790**	**7.477**	**.0003**
Stddev	.0003	.08	.0007	.0004	.0005	.0001	.0030	.038	.0003
%RSD	11.35	.2778	8.666	4.437	.4165	1.832	3.849	.5090	87.01
#1	.0019	29.91	.0080	.0101	.1223	.0032	.0757	7.440	.0004
#2	.0024	30.01	.0095	.0095	.1223	.0034	.0797	7.476	.0000
#3	.0023	30.07	.0084	.0104	.1232	.0033	.0817	7.516	.0006

Elem	Ce4040	Co2286	Cr2677	Cu3247	Fe2599	K_7664	Li6707	Mg2790	Mn2576
Units	ppm	ppm	ppm	ppm	ppm	ppm	ppm	ppm	ppm
Avg	**.2658**	**.0177**	**.0477**	**.0243**	**47.86**	**5.714**	**.0391**	**9.448**	**.7342**
Stddev	.0008	.0001	.0002	.0003	.09	.096	.0018	.058	.0019
%RSD	.3058	.5055	.3445	1.075	.1804	1.676	4.708	.6121	.2564
#1	.2652	.0176	.0476	.0240	47.79	5.605	.0370	9.513	.7323
#2	.2667	.0177	.0478	.0245	47.96	5.752	.0402	9.402	.7342
#3	.2653	.0178	.0479	.0243	47.83	5.785	.0401	9.429	.7361

Elem	Mo2020	Na5895	Ni2316	P_1774	Pb2203	S_1820	Sb2068	Se1960	Si2124
Units	ppm	ppm	ppm	ppm	ppm	ppm	ppm	ppm	ppm
Avg	**.0040**	**.7313**	**.0372**	**1.480**	**.0235**	**.0593**	**.0018**	**.0012**	**2.249**
Stddev	.0003	.0070	.0003	.003	.0003	.0029	.0012	.0007	.039
%RSD	8.458	.9547	.6820	.1967	1.142	4.910	67.81	58.02	1.747
#1	.0038	.7279	.0375	1.479	.0236	.0582	.0009	.0017	2.274
#2	.0044	.7393	.0370	1.478	.0232	.0626	.0013	.0014	2.270
#3	.0039	.7266	.0370	1.483	.0237	.0572	.0031	.0004	2.204

Elem	Sn1899	Sr4077	Ti3349	Tl1908	V_2924	W_2079	Zn2062	Zr3391
Units	ppm	ppm	ppm	ppm	ppm	ppm	ppm	ppm
Avg	**.0143**	**.0665**	**2.677**	**.0034**	**.0634**	**.0129**	**.0940**	**.0351**
Stddev	.0009	.0002	.005	.0011	.0000	.0009	.0003	.0000
%RSD	6.306	.2856	.1858	31.73	.0480	6.811	.3172	.1365
#1	.0152	.0664	2.671	.0025	.0634	.0138	.0943	.0352
#2	.0134	.0663	2.680	.0045	.0635	.0129	.0939	.0352
#3	.0142	.0667	2.679	.0031	.0634	.0120	.0938	.0351

Zoom In Zoom Out

Sample Name: jd29876-5 Acquired: 8/19/2021 11:24:58 Type: Unk
Method: SGS NO VALVE3(v193) Mode: CONC Corr. Factor: 1.000000
User: admin Custom ID1: Custom ID2: Custom ID3:
Comment:

Int. Std.	In2306	Y_3600	Y_3710	Y_2243
Units	Cts/S	Cts/S	Cts/S	Cts/S
Avg	**5009.5**	**58764.**	**1574.7**	**2036.2**
Stddev	2.9	246.	6.0	2.3
%RSD	.05821	.41888	.37975	.11177
#1	5009.2	59048.	1577.0	2035.7
#2	5006.8	58639.	1567.8	2034.3
#3	5012.6	58606.	1579.1	2038.7

Zoom In Zoom Out

Sample Name: mp28125-sd1 Acquired: 8/19/2021 11:30:04 Type: Unk
Method: SGS NO VALVE3(v193) Mode: CONC Corr. Factor: 5.000000
User: admin Custom ID1: Custom ID2: Custom ID3:
Comment:

Elem	Ag3280	Al3961	As1890	B_2089	Ba4554	Be3130	Bi2230	Ca3179	Cd2288
Units	ppm	ppm	ppm	ppm	ppm	ppm	ppm	ppm	ppm
Avg	**.0017**	**32.69**	**.0052**	**.0167**	**.1341**	**.0026**	**.0771**	**8.132**	**-.0004**
Stddev	.0012	.24	.0025	.0022	.0017	.0013	.0091	.079	.0013
%RSD	68.79	.7372	48.68	13.40	1.282	50.59	11.77	.9722	309.1
#1	.0027	32.50	.0041	.0193	.1321	.0022	.0725	8.041	-.0013
#2	.0004	32.61	.0081	.0151	.1350	.0015	.0713	8.176	.0011
#3	.0019	32.96	.0034	.0158	.1351	.0041	.0876	8.180	-.0010

Elem	Ce4040	Co2286	Cr2677	Cu3247	Fe2599	K_7664	Li6707	Mg2790	Mn2576
Units	ppm	ppm	ppm	ppm	ppm	ppm	ppm	ppm	ppm
Avg	**.2751**	**.0200**	**.0489**	**.0270**	**52.30**	**5.970**	**.0412**	**10.29**	**.8002**
Stddev	.0011	.0016	.0005	.0006	.15	.067	.0082	.19	.0012
%RSD	.3939	7.742	1.002	2.267	.2960	1.119	20.00	1.808	.1448
#1	.2760	.0193	.0493	.0265	52.38	5.923	.0385	10.50	.8009
#2	.2752	.0190	.0484	.0268	52.12	5.940	.0505	10.18	.8009
#3	.2739	.0218	.0491	.0277	52.40	6.046	.0347	10.18	.7989

Elem	Mo2020	Na5895	Ni2316	P_1774	Pb2203	S_1820	Sb2068	Se1960	Si2124
Units	ppm	ppm	ppm	ppm	ppm	ppm	ppm	ppm	ppm
Avg	**.0038**	**.6321**	**.0376**	**1.590**	**.0239**	**.0651**	**.0107**	**.0107**	**2.347**
Stddev	.0007	.0459	.0036	.003	.0070	.0067	.0037	.0127	.045
%RSD	17.61	7.254	9.607	.1882	29.13	10.29	34.84	118.1	1.918
#1	.0032	.6705	.0334	1.588	.0176	.0589	.0065	.0129	2.367
#2	.0037	.6445	.0398	1.594	.0227	.0641	.0137	.0222	2.378
#3	.0045	.5814	.0394	1.589	.0314	.0722	.0120	-.0029	2.295

Elem	Sn1899	Sr4077	Ti3349	Tl1908	V_2924	W_2079	Zn2062	Zr3391
Units	ppm	ppm	ppm	ppm	ppm	ppm	ppm	ppm
Avg	**.0144**	**.0716**	**2.832**	**.0111**	**.0679**	**.0351**	**.0996**	**.0392**
Stddev	.0053	.0005	.009	.0030	.0023	.0016	.0010	.0012
%RSD	36.52	.7286	.3120	27.13	3.348	4.508	.9576	3.162
#1	.0101	.0710	2.836	.0120	.0696	.0356	.1005	.0400
#2	.0128	.0716	2.838	.0078	.0688	.0365	.0986	.0397
#3	.0203	.0720	2.822	.0136	.0653	.0334	.0996	.0378

Zoom In Zoom Out

Sample Name: mp28125-sd1 Acquired: 8/19/2021 11:30:04 Type: Unk
Method: SGS NO VALVE3(v193) Mode: CONC Corr. Factor: 5.000000
User: admin Custom ID1: Custom ID2: Custom ID3:
Comment:

Int. Std.	In2306	Y_3600	Y_3710	Y_2243
Units	Cts/S	Cts/S	Cts/S	Cts/S
Avg	**5004.9**	**56538.**	**1488.5**	**1971.7**
Stddev	5.8	384.	14.0	4.0
%RSD	.11519	.67988	.93830	.20279
#1	5001.8	56181.	1501.1	1971.7
#2	5011.6	56488.	1490.9	1975.6
#3	5001.4	56944.	1473.5	1967.6

Zoom In Zoom Out

Sample Name: mp28125-ps1 Acquired: 8/19/2021 11:35:16 Type: Unk
Method: SGS NO VALVE3(v193) Mode: CONC Corr. Factor: 1.000000
User: admin Custom ID1: Custom ID2: Custom ID3:
Comment:

Elem	Ag3280	Al3961	As1890	B_2089	Ba4554	Be3130	Bi2230	Ca3179	Cd2288
Units	ppm	ppm	ppm	ppm	ppm	ppm	ppm	ppm	ppm
Avg	**.2263**	**53.87**	**1.858**	**1.915**	**2.016**	**1.911**	**.1864**	**32.47**	**1.901**
Stddev	.0004	.10	.002	.001	.005	.005	.0012	.03	.001
%RSD	.1694	.1890	.1074	.0447	.2549	.2741	.6636	.1003	.0575
#1	.2264	53.82	1.856	1.916	2.013	1.906	.1873	32.48	1.901
#2	.2267	53.81	1.860	1.914	2.013	1.909	.1850	32.44	1.900
#3	.2259	53.99	1.858	1.915	2.022	1.916	.1869	32.50	1.902

Elem	Ce4040	Co2286	Cr2677	Cu3247	Fe2599	K_7664	Li6707	Mg2790	Mn2576
Units	ppm	ppm	ppm	ppm	ppm	ppm	ppm	ppm	ppm
Avg	**.2450**	**2.027**	**1.968**	**1.905**	**70.82**	**30.17**	**.0402**	**34.22**	**2.651**
Stddev	.0030	.001	.006	.003	.08	.03	.0005	.15	.006
%RSD	1.219	.0693	.3301	.1549	.1158	.0901	1.133	.4331	.2126
#1	.2473	2.026	1.972	1.906	70.73	30.14	.0397	34.20	2.656
#2	.2460	2.027	1.961	1.908	70.83	30.19	.0406	34.09	2.645
#3	.2416	2.028	1.972	1.902	70.89	30.17	.0401	34.38	2.654

Elem	Mo2020	Na5895	Ni2316	P_1774	Pb2203	S_1820	Sb2068	Se1960	Si2124
Units	ppm	ppm	ppm	ppm	ppm	ppm	ppm	ppm	ppm
Avg	**1.866**	**25.40**	**2.066**	**3.325**	**2.053**	**.0235**	**1.867**	**1.893**	**2.426**
Stddev	.003	.03	.002	.004	.003	.0033	.003	.002	.064
%RSD	.1517	.1339	.0770	.1328	.1594	14.08	.1426	.0871	2.649
#1	1.863	25.36	2.068	3.320	2.057	.0247	1.865	1.892	2.496
#2	1.865	25.42	2.065	3.327	2.052	.0198	1.865	1.893	2.369
#3	1.869	25.43	2.065	3.328	2.051	.0261	1.870	1.895	2.414

Elem	Sn1899	Sr4077	Ti3349	Tl1908	V_2924	W_2079	Zn2062	Zr3391
Units	ppm	ppm	ppm	ppm	ppm	ppm	ppm	ppm
Avg	**1.862**	**1.967**	**4.475**	**2.068**	**1.968**	**1.726**	**2.014**	**1.915**
Stddev	.003	.004	.009	.004	.004	.012	.003	.002
%RSD	.1659	.1969	.2113	.1813	.2173	.7194	.1443	.0929
#1	1.858	1.964	4.483	2.072	1.971	1.713	2.017	1.917
#2	1.862	1.966	4.465	2.065	1.963	1.725	2.015	1.913
#3	1.864	1.971	4.478	2.067	1.969	1.738	2.011	1.914

Zoom In Zoom Out

Sample Name: mp28125-ps1 Acquired: 8/19/2021 11:35:16 Type: Unk
Method: SGS NO VALVE3(v193) Mode: CONC Corr. Factor: 1.000000
User: admin Custom ID1: Custom ID2: Custom ID3:
Comment:

Int. Std.	In2306	Y_3600	Y_3710	Y_2243
Units	Cts/S	Cts/S	Cts/S	Cts/S
Avg	**4926.2**	**57390.**	**1558.1**	**1974.1**
Stddev	5.5	309.	2.5	1.7
%RSD	.11244	.53811	.15902	.08591
#1	4921.3	57196.	1560.8	1973.0
#2	4925.1	57746.	1556.0	1973.2
#3	4932.2	57227.	1557.4	1976.0

Zoom In Zoom Out

Sample Name: ccv Acquired: 8/19/2021 11:40:10 Type: QC
Method: SGS NO VALVE3(v193) Mode: CONC Corr. Factor: 1.000000
User: admin Custom ID1: Custom ID2: Custom ID3:
Comment:

Elem	Ag3280	Al3961	As1890	B_2089	Ba4554	Be3130	Bi2230	Ca3179	Cd2288
Units	ppm	ppm	ppm	ppm	ppm	ppm	ppm	ppm	ppm
Avg	**.2454**	**39.28**	**1.967**	**1.960**	**1.966**	**1.984**	**1.934**	**40.04**	**1.956**
Stddev	.0008	.02	.003	.005	.004	.004	.003	.14	.004
%RSD	.3231	.0559	.1561	.2692	.1832	.1849	.1449	.3434	.2049
#1	.2461	39.29	1.969	1.963	1.970	1.988	1.935	40.14	1.956
#2	.2445	39.30	1.964	1.954	1.964	1.981	1.931	39.88	1.952
#3	.2455	39.26	1.969	1.962	1.964	1.983	1.937	40.09	1.960
Check ?	Chk Pass	Chk Pass	Chk Pass	Chk Pass	Chk Pass	Chk Pass	Chk Pass	Chk Pass	Chk Pass
Value									
Range									

Elem	Ce4040	Co2286	Cr2677	Cu3247	Fe2599	K_7664	Li6707	Mg2790	Mn2576
Units	ppm	ppm	ppm	ppm	ppm	ppm	ppm	ppm	ppm
Avg	**1.910**	**2.001**	**1.988**	**1.940**	**39.96**	**38.82**	**1.878**	**39.76**	**2.022**
Stddev	.005	.002	.007	.003	.17	.13	.006	.21	.003
%RSD	.2479	.0841	.3438	.1367	.4376	.3307	.3055	.5174	.1246
#1	1.915	2.000	1.995	1.942	40.15	38.96	1.884	40.00	2.025
#2	1.909	2.000	1.988	1.940	39.80	38.71	1.876	39.62	2.022
#3	1.906	2.003	1.981	1.937	39.94	38.80	1.873	39.66	2.020
Check ?	Chk Pass	Chk Pass	Chk Pass	Chk Pass	Chk Pass	Chk Pass	Chk Pass	Chk Pass	Chk Pass
Value									
Range									

Elem	Mo2020	Na5895	Ni2316	P_1774	Pb2203	S_1820	Sb2068	Se1960	Si2124
Units	ppm	ppm	ppm	ppm	ppm	ppm	ppm	ppm	ppm
Avg	**1.997**	**38.90**	**2.024**	**1.970**	**2.022**	**1.909**	**1.963**	**1.951**	**4.859**
Stddev	.004	.10	.001	.002	.003	.003	.005	.008	.008
%RSD	.2019	.2461	.0612	.0910	.1611	.1291	.2584	.3976	.1629
#1	1.999	38.97	2.024	1.971	2.022	1.908	1.962	1.951	4.862
#2	1.993	38.79	2.023	1.968	2.019	1.908	1.958	1.943	4.849
#3	2.000	38.94	2.025	1.972	2.026	1.912	1.968	1.958	4.864
Check ?	Chk Pass	Chk Pass	Chk Pass	Chk Pass	Chk Pass	Chk Pass	Chk Pass	Chk Pass	Chk Pass
Value									
Range									

Zoom In Zoom Out

Sample Name: ccv Acquired: 8/19/2021 11:40:10 Type: QC
Method: SGS NO VALVE3(v193) Mode: CONC Corr. Factor: 1.000000
User: admin Custom ID1: Custom ID2: Custom ID3:
Comment:

Elem	Sn1899	Sr4077	Ti3349	Tl1908	V_2924	W_2079	Zn2062	Zr3391
Units	ppm	ppm	ppm	ppm	ppm	ppm	ppm	ppm
Avg	**2.008**	**1.979**	**2.004**	**2.033**	**1.979**	**2.023**	**1.989**	**1.985**
Stddev	.005	.004	.007	.003	.004	.003	.005	.004
%RSD	.2390	.1820	.3377	.1577	.2134	.1288	.2439	.2151
#1	2.012	1.983	2.010	2.029	1.983	2.026	1.993	1.990
#2	2.003	1.976	2.006	2.035	1.978	2.022	1.984	1.985
#3	2.008	1.978	1.997	2.035	1.975	2.021	1.992	1.981
Check ?	Chk Pass	Chk Pass	Chk Pass	Chk Pass	Chk Pass	Chk Pass	Chk Pass	Chk Pass
Value								
Range								

Int. Std.	In2306	Y_3600	Y_3710	Y_2243
Units	Cts/S	Cts/S	Cts/S	Cts/S
Avg	**4862.1**	**54602.**	**1470.5**	**1883.8**
Stddev	8.0	197.	14.2	6.3
%RSD	.16392	.36112	.96603	.33499
#1	4858.9	54428.	1467.1	1880.0
#2	4871.2	54562.	1486.1	1891.1
#3	4856.3	54816.	1458.3	1880.3

Zoom In Zoom Out

Sample Name: ccb Acquired: 8/19/2021 11:45:01 Type: QC
Method: SGS NO VALVE3(v193) Mode: CONC Corr. Factor: 1.000000
User: admin Custom ID1: Custom ID2: Custom ID3:
Comment:

Elem	Ag3280	Al3961	As1890	B_2089	Ba4554	Be3130	Bi2230	Ca3179	Cd2288
Units	ppm	ppm	ppm	ppm	ppm	ppm	ppm	ppm	ppm
Avg	**-.0001**	**.0215**	**.0008**	**.0039**	**-.0003**	**-.0003**	**.0021**	**.0022**	**.0000**
Stddev	.0006	.0169	.0002	.0003	.0003	.0001	.0004	.0083	.0001
%RSD	461.3	78.48	29.83	6.939	92.31	47.92	19.90	370.3	1238.
#1	.0000	.0410	.0008	.0043	-.0003	-.0001	.0026	.0001	.0001
#2	.0003	.0115	.0005	.0038	-.0000	-.0004	.0019	.0113	-.0001
#3	-.0008	.0120	.0009	.0038	-.0007	-.0003	.0018	-.0048	.0000
Check ?	Chk Pass	Chk Pass	Chk Pass	Chk Pass	Chk Pass	Chk Pass	Chk Pass	Chk Pass	Chk Pass
High Limit									
Low Limit									

Elem	Ce4040	Co2286	Cr2677	Cu3247	Fe2599	K_7664	Li6707	Mg2790	Mn2576
Units	ppm	ppm	ppm	ppm	ppm	ppm	ppm	ppm	ppm
Avg	**-.0001**	**-.0000**	**.0002**	**.0003**	**.0109**	**.0053**	**.0009**	**-.0069**	**.0000**
Stddev	.0045	.0001	.0002	.0002	.0070	.0169	.0011	.0772	.0001
%RSD	3774.	435.2	155.9	63.06	63.71	317.6	120.3	1123.	336.8
#1	.0047	-.0002	.0003	.0004	.0051	.0081	.0016	.0766	-.0000
#2	-.0009	.0001	-.0001	.0003	.0186	.0207	.0014	-.0755	.0000
#3	-.0041	-.0000	.0003	.0001	.0090	-.0128	-.0003	-.0217	.0001
Check ?	None	Chk Pass	Chk Pass	Chk Pass	Chk Pass	Chk Pass	Chk Pass	Chk Pass	Chk Pass
High Limit									
Low Limit									

Elem	Mo2020	Na5895	Ni2316	P_1774	Pb2203	S_1820	Sb2068	Se1960	Si2124
Units	ppm	ppm	ppm	ppm	ppm	ppm	ppm	ppm	ppm
Avg	F **.0022**	**-.0238**	**-.0003**	**.0005**	**.0004**	**.0004**	**.0003**	**.0008**	**.0009**
Stddev	.0002	.0120	.0001	.0012	.0008	.0003	.0016	.0014	.0009
%RSD	7.631	50.49	21.30	247.4	191.8	75.43	480.4	180.6	103.3
#1	.0020	-.0343	-.0003	.0009	.0004	.0006	-.0014	-.0002	.0015
#2	.0024	-.0264	-.0004	.0015	-.0004	.0007	.0006	.0024	-.0002
#3	.0022	-.0107	-.0002	-.0009	.0013	.0001	.0018	.0001	.0013
Check ?	Chk Fail	Chk Pass	Chk Pass	Chk Pass	Chk Pass	Chk Pass	Chk Pass	Chk Pass	Chk Pass
High Limit	.0020								
Low Limit	-.0020								

Zoom In Zoom Out

Sample Name: ccb Acquired: 8/19/2021 11:45:01 Type: QC
Method: SGS NO VALVE3(v193) Mode: CONC Corr. Factor: 1.000000
User: admin Custom ID1: Custom ID2: Custom ID3:
Comment:

Elem	Sn1899	Sr4077	Ti3349	Tl1908	V_2924	W_2079	Zn2062	Zr3391
Units	ppm	ppm	ppm	ppm	ppm	ppm	ppm	ppm
Avg	**.0012**	**.0000**	**.0002**	F **.0027**	**.0001**	F **.0168**	**-.0016**	**-.0001**
Stddev	.0012	.0002	.0002	.0022	.0001	.0012	.0002	.0002
%RSD	97.62	2000.	130.9	78.77	155.2	7.140	13.02	316.1
#1	.0003	.0002	.0002	.0011	.0000	.0181	-.0015	-.0002
#2	.0026	-.0002	-.0001	.0052	.0000	.0164	-.0014	-.0001
#3	.0008	-.0000	.0004	.0019	.0002	.0158	-.0018	.0001
Check ?	Chk Pass	Chk Pass	Chk Pass	Chk Fail	Chk Pass	Chk Fail	Chk Pass	Chk Pass
High Limit				.0020		.0054		
Low Limit				-.0020		-.0054		

Int. Std.	In2306	Y_3600	Y_3710	Y_2243
Units	Cts/S	Cts/S	Cts/S	Cts/S
Avg	**5003.1**	**55983.**	**1487.2**	**1949.3**
Stddev	14.8	100.	6.5	5.9
%RSD	.29595	.17854	.44008	.30516
#1	4993.9	56050.	1479.8	1945.0
#2	4995.2	56030.	1492.3	1946.7
#3	5020.2	55868.	1489.4	1956.1

Zoom In Zoom Out

Sample Name: p1conf Acquired: 8/19/2021 11:50:17 Type: Unk
Method: SGS NO VALVE3(v193) Mode: CONC Corr. Factor: 1.000000
User: admin Custom ID1: Custom ID2: Custom ID3:
Comment:

Elem	Ag3280	Al3961	As1890	B_2089	Ba4554	Be3130	Bi2230	Ca3179	Cd2288
Units	ppm	ppm	ppm	ppm	ppm	ppm	ppm	ppm	ppm
Avg	**-.0002**	**.0157**	**.0011**	**.0021**	**-.0003**	**.0001**	**.0012**	**-.0145**	**-.0000**
Stddev	.0004	.0247	.0009	.0002	.0004	.0003	.0012	.0111	.0001
%RSD	186.3	157.1	79.50	11.25	119.9	230.3	96.34	76.53	497.3
#1	-.0006	.0207	.0012	.0022	-.0006	-.0002	.0001	-.0252	.0001
#2	-.0002	.0376	.0002	.0018	-.0003	.0001	.0024	-.0030	-.0001
#3	.0002	-.0111	.0019	.0023	.0001	.0005	.0012	-.0154	-.0000

Elem	Ce4040	Co2286	Cr2677	Cu3247	Fe2599	K_7664	Li6707	Mg2790	Mn2576
Units	ppm	ppm	ppm	ppm	ppm	ppm	ppm	ppm	ppm
Avg	**-.0000**	**.0001**	**.0000**	**.0007**	**.0023**	**-.0392**	**-.0009**	**-.0774**	**.0000**
Stddev	.0038	.0002	.0000	.0002	.0131	.0492	.0010	.0655	.0000
%RSD	15220.	229.4	348.4	25.74	580.8	125.6	116.7	84.63	48.94
#1	-.0042	.0003	.0000	.0005	-.0107	-.0026	-.0020	-.0717	.0000
#2	.0033	-.0001	-.0000	.0007	.0020	-.0952	.0001	-.1455	.0000
#3	.0008	.0001	.0000	.0008	.0154	-.0198	-.0008	-.0149	.0001

Elem	Mo2020	Na5895	Ni2316	P_1774	Pb2203	S_1820	Sb2068	Se1960	Si2124
Units	ppm	ppm	ppm	ppm	ppm	ppm	ppm	ppm	ppm
Avg	**.0011**	**-.0496**	**-.0001**	**.0015**	**.0003**	**-.0001**	**.0002**	**-.0000**	**.0047**
Stddev	.0002	.0198	.0006	.0004	.0014	.0019	.0010	.0014	.0013
%RSD	17.90	39.91	1152.	25.49	484.1	1976.	482.6	14210.	26.64
#1	.0009	-.0485	-.0005	.0011	-.0011	.0005	-.0006	.0006	.0060
#2	.0013	-.0303	.0006	.0018	.0002	-.0022	.0000	-.0016	.0035
#3	.0010	-.0698	-.0002	.0017	.0018	.0015	.0012	.0010	.0045

Elem	Sn1899	Sr4077	Ti3349	Tl1908	V_2924	W_2079	Zn2062	Zr3391
Units	ppm	ppm	ppm	ppm	ppm	ppm	ppm	ppm
Avg	**-.0007**	**.0001**	**-.0000**	**.0021**	**.0002**	**.0108**	**.0014**	**-.0008**
Stddev	.0003	.0001	.0006	.0033	.0007	.0008	.0002	.0002
%RSD	46.30	105.3	1348.	160.0	345.8	7.349	10.62	22.61
#1	-.0003	.0001	-.0007	-.0013	.0008	.0115	.0013	-.0008
#2	-.0008	-.0000	.0001	.0023	-.0005	.0100	.0015	-.0009
#3	-.0009	.0003	.0005	.0053	.0004	.0110	.0015	-.0006

Zoom In Zoom Out

Sample Name: p1conf Acquired: 8/19/2021 11:50:17 Type: Unk
Method: SGS NO VALVE3(v193) Mode: CONC Corr. Factor: 1.000000
User: admin Custom ID1: Custom ID2: Custom ID3:
Comment:

Int. Std.	In2306	Y_3600	Y_3710	Y_2243
Units	Cts/S	Cts/S	Cts/S	Cts/S
Avg	**5088.2**	**56638.**	**1512.2**	**1984.0**
Stddev	6.2	911.	7.1	3.0
%RSD	.12208	1.6090	.46850	.15212
#1	5094.8	57261.	1507.9	1987.3
#2	5082.5	55592.	1520.4	1981.3
#3	5087.4	57062.	1508.3	1983.3

Zoom In Zoom Out

Sample Name: p2conf Acquired: 8/19/2021 11:55:29 Type: Unk
Method: SGS NO VALVE3(v193) Mode: CONC Corr. Factor: 1.000000
User: admin Custom ID1: Custom ID2: Custom ID3:
Comment:

Elem	Ag3280	Al3961	As1890	B_2089	Ba4554	Be3130	Bi2230	Ca3179	Cd2288
Units	ppm	ppm	ppm	ppm	ppm	ppm	ppm	ppm	ppm
Avg	**-.0002**	**.0294**	**.0012**	**.0009**	**-.0005**	**-.0002**	**.0027**	**-.0053**	**.0002**
Stddev	.0002	.0180	.0002	.0007	.0004	.0004	.0017	.0101	.0000
%RSD	118.4	61.30	18.49	75.20	79.92	190.0	65.46	192.4	14.64
#1	-.0001	.0402	.0009	.0004	-.0000	-.0004	.0014	-.0062	.0001
#2	.0000	.0086	.0014	.0006	-.0008	.0002	.0019	-.0149	.0001
#3	-.0003	.0393	.0012	.0017	-.0007	-.0004	.0046	.0053	.0002

Elem	Ce4040	Co2286	Cr2677	Cu3247	Fe2599	K_7664	Li6707	Mg2790	Mn2576
Units	ppm	ppm	ppm	ppm	ppm	ppm	ppm	ppm	ppm
Avg	**.0006**	**.0000**	**-.0003**	**.0008**	**.0063**	**-.0121**	**-.0004**	**.0431**	**-.0000**
Stddev	.0023	.0000	.0003	.0001	.0097	.0661	.0025	.0901	.0001
%RSD	378.7	139.0	83.19	14.59	153.9	545.8	631.0	209.2	9177.
#1	.0033	-.0000	-.0007	.0007	.0092	-.0561	.0025	.1170	-.0001
#2	-.0005	.0000	-.0002	.0007	-.0045	-.0442	-.0020	-.0573	.0000
#3	-.0009	.0000	-.0001	.0009	.0143	.0639	-.0017	.0694	.0000

Elem	Mo2020	Na5895	Ni2316	P_1774	Pb2203	S_1820	Sb2068	Se1960	Si2124
Units	ppm	ppm	ppm	ppm	ppm	ppm	ppm	ppm	ppm
Avg	**.0005**	**-.0688**	**-.0003**	**.0008**	**-.0003**	**-.0016**	**.0003**	**-.0016**	**.0050**
Stddev	.0001	.0042	.0004	.0008	.0015	.0021	.0002	.0004	.0007
%RSD	18.22	6.057	121.8	105.7	467.6	135.0	85.78	25.35	13.62
#1	.0004	-.0687	.0001	.0013	-.0010	-.0038	.0002	-.0017	.0054
#2	.0005	-.0729	-.0006	.0012	-.0014	.0004	.0001	-.0011	.0042
#3	.0005	-.0646	-.0005	-.0002	.0014	-.0013	.0005	-.0019	.0053

Elem	Sn1899	Sr4077	Ti3349	Tl1908	V_2924	W_2079	Zn2062	Zr3391
Units	ppm	ppm	ppm	ppm	ppm	ppm	ppm	ppm
Avg	**-.0009**	**-.0001**	**-.0001**	**.0028**	**.0002**	**.0084**	**-.0005**	**-.0006**
Stddev	.0006	.0001	.0002	.0023	.0003	.0006	.0001	.0001
%RSD	62.68	229.5	209.1	80.91	158.3	7.450	31.75	23.17
#1	-.0003	-.0002	-.0003	.0052	.0000	.0077	-.0003	-.0005
#2	-.0010	-.0001	-.0002	.0007	.0006	.0085	-.0006	-.0007
#3	-.0014	.0001	.0001	.0024	-.0000	.0090	-.0005	-.0006

Zoom In Zoom Out

Sample Name: p2conf Acquired: 8/19/2021 11:55:29 Type: Unk
Method: SGS NO VALVE3(v193) Mode: CONC Corr. Factor: 1.000000
User: admin Custom ID1: Custom ID2: Custom ID3:
Comment:

Int. Std.	In2306	Y_3600	Y_3710	Y_2243
Units	Cts/S	Cts/S	Cts/S	Cts/S
Avg	**5074.1**	**56806.**	**1511.4**	**1978.8**
Stddev	20.8	77.	13.7	9.9
%RSD	.40983	.13482	.90733	.50006
#1	5084.8	56763.	1512.4	1984.9
#2	5087.4	56761.	1524.6	1984.1
#3	5050.1	56895.	1497.2	1967.4

Zoom In Zoom Out

Sample Name: sampleconf Acquired: 8/19/2021 12:00:45 Type: Unk
Method: SGS NO VALVE3(v193) Mode: CONC Corr. Factor: 1.000000
User: admin Custom ID1: Custom ID2: Custom ID3:
Comment:

Elem	Ag3280	Al3961	As1890	B_2089	Ba4554	Be3130	Bi2230	Ca3179	Cd2288
Units	ppm	ppm	ppm	ppm	ppm	ppm	ppm	ppm	ppm
Avg	**.0047**	**.1967**	**.0088**	**.0957**	**.1972**	**.0019**	**.0186**	**5.058**	**.0028**
Stddev	.0000	.0263	.0004	.0003	.0001	.0004	.0006	.022	.0001
%RSD	.9103	13.36	4.867	.3256	.0689	18.54	3.360	.4286	2.688
#1	.0046	.1735	.0090	.0953	.1974	.0020	.0181	5.065	.0028
#2	.0047	.1915	.0084	.0959	.1971	.0022	.0193	5.075	.0027
#3	.0047	.2253	.0092	.0958	.1971	.0015	.0184	5.034	.0027

Elem	Ce4040	Co2286	Cr2677	Cu3247	Fe2599	K_7664	Li6707	Mg2790	Mn2576
Units	ppm	ppm	ppm	ppm	ppm	ppm	ppm	ppm	ppm
Avg	**-.0005**	**.0518**	**.0100**	**.0099**	**.1044**	**4.692**	**.0481**	**5.018**	**.0154**
Stddev	.0024	.0005	.0001	.0001	.0095	.035	.0012	.072	.0000
%RSD	453.1	.8980	.6022	1.118	9.120	.7508	2.522	1.435	.3022
#1	-.0002	.0518	.0099	.0100	.0969	4.668	.0487	5.088	.0154
#2	-.0031	.0523	.0101	.0099	.1012	4.733	.0489	5.022	.0154
#3	.0017	.0513	.0100	.0098	.1151	4.677	.0467	4.944	.0155

Elem	Mo2020	Na5895	Ni2316	P_1774	Pb2203	S_1820	Sb2068	Se1960	Si2124
Units	ppm	ppm	ppm	ppm	ppm	ppm	ppm	ppm	ppm
Avg	**.0206**	**4.780**	**.0104**	**.0497**	**.0023**	**.0485**	**.0058**	**.0102**	**.1887**
Stddev	.0001	.026	.0003	.0008	.0003	.0019	.0006	.0012	.0005
%RSD	.3373	.5386	3.237	1.589	13.61	3.894	9.950	11.79	.2564
#1	.0205	4.779	.0105	.0494	.0022	.0470	.0060	.0107	.1890
#2	.0206	4.754	.0101	.0506	.0020	.0480	.0062	.0109	.1882
#3	.0206	4.806	.0107	.0492	.0026	.0506	.0051	.0088	.1889

Elem	Sn1899	Sr4077	Ti3349	Tl1908	V_2924	W_2079	Zn2062	Zr3391
Units	ppm	ppm	ppm	ppm	ppm	ppm	ppm	ppm
Avg	**.0117**	**.0100**	**.0093**	**.0096**	**.0485**	**.0572**	**.0197**	**.0116**
Stddev	.0007	.0000	.0003	.0028	.0004	.0013	.0002	.0004
%RSD	5.671	.2077	3.201	29.38	.9083	2.266	1.031	3.252
#1	.0120	.0100	.0096	.0069	.0485	.0561	.0198	.0120
#2	.0110	.0100	.0091	.0094	.0481	.0586	.0198	.0114
#3	.0123	.0100	.0092	.0125	.0490	.0569	.0194	.0113

Zoom In Zoom Out

Sample Name: sampleconf Acquired: 8/19/2021 12:00:45 Type: Unk
Method: SGS NO VALVE3(v193) Mode: CONC Corr. Factor: 1.000000
User: admin Custom ID1: Custom ID2: Custom ID3:
Comment:

Int. Std.	In2306	Y_3600	Y_3710	Y_2243
Units	Cts/S	Cts/S	Cts/S	Cts/S
Avg	**4991.0**	**55761.**	**1466.6**	**1950.0**
Stddev	14.4	180.	10.1	6.6
%RSD	.28847	.32279	.68664	.33941
#1	5002.8	55554.	1472.4	1954.7
#2	4995.3	55879.	1472.3	1953.0
#3	4975.0	55851.	1454.9	1942.5

Zoom In Zoom Out

Sample Name: cri Acquired: 8/19/2021 12:06:11 Type: QC
Method: SGS NO VALVE3(v193) Mode: CONC Corr. Factor: 1.000000
User: admin Custom ID1: Custom ID2: Custom ID3:
Comment:

Elem	Ag3280	Al3961	As1890	B_2089	Ba4554	Be3130	Bi2230	Ca3179	Cd2288
Units	ppm	ppm	ppm	ppm	ppm	ppm	ppm	ppm	ppm
Avg	**.0049**	**.2113**	**.0081**	**.0967**	**.1974**	**.0018**	**.0206**	**5.055**	**.0030**
Stddev	.0002	.0327	.0008	.0001	.0003	.0002	.0009	.021	.0003
%RSD	4.418	15.47	9.360	.1297	.1687	10.82	4.504	.4216	8.827
#1	.0046	.1898	.0089	.0967	.1976	.0016	.0205	5.070	.0029
#2	.0050	.1951	.0074	.0968	.1970	.0020	.0216	5.064	.0028
#3	.0050	.2489	.0078	.0966	.1975	.0018	.0198	5.031	.0033
Check ?	Chk Pass	Chk Pass	Chk Pass	Chk Pass	Chk Pass	Chk Pass	Chk Pass	Chk Pass	Chk Pass
Value									
Range									

Elem	Ce4040	Co2286	Cr2677	Cu3247	Fe2599	K_7664	Li6707	Mg2790	Mn2576
Units	ppm	ppm	ppm	ppm	ppm	ppm	ppm	ppm	ppm
Avg	**.0037**	**.0509**	**.0097**	**.0098**	**.1198**	**4.752**	**.0465**	**4.988**	**.0153**
Stddev	.0014	.0004	.0004	.0000	.0194	.041	.0016	.130	.0000
%RSD	37.79	.7082	4.390	.3416	16.23	.8660	3.393	2.599	.2785
#1	.0033	.0510	.0093	.0097	.1408	4.783	.0483	5.131	.0153
#2	.0053	.0512	.0102	.0098	.1162	4.706	.0459	4.956	.0153
#3	.0026	.0505	.0097	.0097	.1024	4.768	.0453	4.877	.0153
Check ?	None	Chk Pass	Chk Pass	Chk Pass	Chk Pass	Chk Pass	Chk Pass	Chk Pass	Chk Pass
Value									
Range									

Elem	Mo2020	Na5895	Ni2316	P_1774	Pb2203	S_1820	Sb2068	Se1960	Si2124
Units	ppm	ppm	ppm	ppm	ppm	ppm	ppm	ppm	ppm
Avg	**.0204**	**4.790**	**.0104**	**.0503**	**.0031**	**.0470**	**.0065**	**.0097**	**.1896**
Stddev	.0001	.012	.0005	.0011	.0002	.0022	.0011	.0020	.0008
%RSD	.6190	.2578	4.973	2.281	7.484	4.635	16.68	20.40	.3963
#1	.0205	4.804	.0109	.0495	.0028	.0457	.0074	.0120	.1891
#2	.0204	4.780	.0106	.0498	.0031	.0458	.0053	.0082	.1892
#3	.0203	4.787	.0099	.0516	.0033	.0495	.0068	.0090	.1905
Check ?	Chk Pass	Chk Pass	Chk Pass	Chk Pass	Chk Pass	Chk Pass	Chk Pass	Chk Pass	Chk Pass
Value									
Range									

Zoom In Zoom Out

Sample Name: cri Acquired: 8/19/2021 12:06:11 Type: QC
Method: SGS NO VALVE3(v193) Mode: CONC Corr. Factor: 1.000000
User: admin Custom ID1: Custom ID2: Custom ID3:
Comment:

Elem	Sn1899	Sr4077	Ti3349	Tl1908	V_2924	W_2079	Zn2062	Zr3391
Units	ppm	ppm	ppm	ppm	ppm	ppm	ppm	ppm
Avg	**.0110**	**.0098**	**.0095**	**.0085**	**.0482**	**.0554**	**.0194**	**.0100**
Stddev	.0005	.0001	.0005	.0017	.0003	.0009	.0001	.0002
%RSD	4.627	.7500	4.874	20.24	.5459	1.633	.6903	1.847
#1	.0111	.0098	.0098	.0101	.0485	.0564	.0194	.0102
#2	.0115	.0097	.0098	.0088	.0480	.0547	.0193	.0099
#3	.0105	.0099	.0090	.0067	.0481	.0551	.0195	.0099
Check ?	Chk Pass	Chk Pass	Chk Pass	Chk Pass	Chk Pass	Chk Pass	Chk Pass	Chk Pass
Value								
Range								

Int. Std.	In2306	Y_3600	Y_3710	Y_2243
Units	Cts/S	Cts/S	Cts/S	Cts/S
Avg	**4952.4**	**55649.**	**1473.8**	**1931.3**
Stddev	1.5	80.	9.7	1.7
%RSD	.02956	.14308	.66134	.08723
#1	4951.6	55561.	1463.3	1929.4
#2	4951.5	55716.	1475.4	1931.8
#3	4954.1	55670.	1482.6	1932.6

Zoom In Zoom Out

Sample Name: icsa Acquired: 8/19/2021 12:12:24 Type: QC
Method: SGS NO VALVE3(v193) Mode: CONC Corr. Factor: 1.000000
User: admin Custom ID1: Custom ID2: Custom ID3:
Comment:

Elem	Ag3280	Al3961	As1890	B_2089	Ba4554	Be3130	Bi2230	Ca3179	Cd2288
Units	ppm	ppm	ppm	ppm	ppm	ppm	ppm	ppm	ppm
Avg	**-.0008**	**504.5**	**.0011**	**.0024**	**.0031**	**.0003**	**-.0056**	**390.6**	**.0014**
Stddev	.0003	1.4	.0007	.0017	.0005	.0004	.0003	1.0	.0002
%RSD	33.94	.2864	59.10	68.11	15.89	135.5	6.231	.2638	16.31
#1	-.0008	503.4	.0009	.0008	.0033	.0006	-.0054	390.0	.0016
#2	-.0006	506.1	.0006	.0041	.0035	-.0001	-.0054	391.8	.0014
#3	-.0011	503.9	.0019	.0024	.0025	.0003	-.0060	390.1	.0012
Check ?	Chk Pass	Chk Pass	Chk Pass	Chk Pass	Chk Pass	Chk Pass	Chk Pass	Chk Pass	Chk Pass
High Limit									
Low Limit									

Elem	Ce4040	Co2286	Cr2677	Cu3247	Fe2599	K_7664	Li6707	Mg2790	Mn2576
Units	ppm	ppm	ppm	ppm	ppm	ppm	ppm	ppm	ppm
Avg	**.0804**	**.0017**	**-.0017**	**-.0024**	**203.6**	**.0201**	**-.0052**	**506.5**	**-.0072**
Stddev	.0058	.0008	.0006	.0002	.8	.0415	.0015	1.2	.0001
%RSD	7.190	44.04	35.11	8.933	.3756	206.3	29.98	.2369	1.679
#1	.0817	.0023	-.0017	-.0021	203.3	.0427	-.0052	506.0	-.0074
#2	.0741	.0020	-.0011	-.0024	204.4	-.0277	-.0067	507.9	-.0071
#3	.0854	.0009	-.0022	-.0025	203.0	.0453	-.0036	505.7	-.0072
Check ?	None	Chk Pass	Chk Pass	Chk Pass	Chk Pass	Chk Pass	Chk Pass	Chk Pass	Chk Pass
High Limit									
Low Limit									

Elem	Mo2020	Na5895	Ni2316	P_1774	Pb2203	S_1820	Sb2068	Se1960	Si2124
Units	ppm	ppm	ppm	ppm	ppm	ppm	ppm	ppm	ppm
Avg	**.0035**	**.0072**	**.0013**	**.0113**	**-.0019**	**.0084**	**-.0013**	**-.0038**	**-.0116**
Stddev	.0001	.0191	.0005	.0022	.0008	.0045	.0015	.0043	.0011
%RSD	2.812	265.9	36.06	19.05	39.83	53.54	117.6	113.5	9.693
#1	.0036	-.0143	.0016	.0090	-.0018	.0110	-.0017	-.0031	-.0106
#2	.0034	.0136	.0008	.0132	-.0012	.0110	.0004	-.0083	-.0112
#3	.0035	.0223	.0016	.0118	-.0028	.0032	-.0026	.0001	-.0128
Check ?	Chk Pass	Chk Pass	Chk Pass	Chk Pass	Chk Pass	Chk Pass	Chk Pass	Chk Pass	Chk Pass
High Limit									
Low Limit									

Zoom In Zoom Out

Sample Name: icsa Acquired: 8/19/2021 12:12:24 Type: QC
Method: SGS NO VALVE3(v193) Mode: CONC Corr. Factor: 1.000000
User: admin Custom ID1: Custom ID2: Custom ID3:
Comment:

Elem	Sn1899	Sr4077	Ti3349	Tl1908	V_2924	W_2079	Zn2062	Zr3391
Units	ppm	ppm	ppm	ppm	ppm	ppm	ppm	ppm
Avg	**.0006**	**-.0018**	**-.0035**	**.0010**	**.0027**	**.0117**	**.0069**	**.0098**
Stddev	.0002	.0003	.0004	.0018	.0001	.0011	.0000	.0002
%RSD	34.25	19.63	11.30	187.1	4.948	9.385	.5076	1.703
#1	.0008	-.0017	-.0039	-.0001	.0026	.0121	.0069	.0096
#2	.0006	-.0021	-.0031	.0031	.0026	.0105	.0069	.0099
#3	.0004	-.0014	-.0034	-.0001	.0028	.0125	.0069	.0099
Check ?	Chk Pass	Chk Pass	Chk Pass	Chk Pass	Chk Pass	Chk Pass	Chk Pass	Chk Pass
High Limit								
Low Limit								

Int. Std.	In2306	Y_3600	Y_3710	Y_2243
Units	Cts/S	Cts/S	Cts/S	Cts/S
Avg	**4628.5**	**51083.**	**1423.1**	**1744.1**
Stddev	1.6	218.	4.5	.7
%RSD	.03363	.42752	.31513	.03937
#1	4629.7	50831.	1422.6	1743.4
#2	4629.1	51196.	1418.9	1744.1
#3	4626.7	51221.	1427.8	1744.8

Zoom In Zoom Out

Sample Name: ICSAB Acquired: 8/19/2021 12:17:28 Type: QC
Method: SGS NO VALVE3(v193) Mode: CONC Corr. Factor: 1.000000
User: admin Custom ID1: Custom ID2: Custom ID3:
Comment:

Elem	Ag3280	Al3961	As1890	B_2089	Ba4554	Be3130	Bi2230	Ca3179	Cd2288
Units	ppm	ppm	ppm	ppm	ppm	ppm	ppm	ppm	ppm
Avg	**.9922**	**492.4**	**.9929**	**.5131**	**.5118**	**.5027**	**.5052**	**382.8**	**1.064**
Stddev	.0007	.9	.0212	.0101	.0010	.0014	.0106	.8	.021
%RSD	.0727	.1925	2.139	1.973	.1991	.2811	2.093	.2192	1.993
#1	.9927	493.5	.9840	.5095	.5126	.5044	.5034	383.8	1.055
#2	.9925	491.8	.9776	.5052	.5121	.5017	.4956	382.3	1.049
#3	.9914	491.9	1.017	.5245	.5106	.5022	.5165	382.3	1.089
Check ?	Chk Pass	Chk Pass	Chk Pass	Chk Pass	Chk Pass	Chk Pass	Chk Pass	Chk Pass	Chk Pass
Value									
Range									

Elem	Ce4040	Co2286	Cr2677	Cu3247	Fe2599	K_7664	Li6707	Mg2790	Mn2576
Units	ppm	ppm	ppm	ppm	ppm	ppm	ppm	ppm	ppm
Avg	**.5502**	**.4911**	**.4871**	**.5348**	**194.4**	**.0036**	**.4775**	**497.3**	**.5211**
Stddev	.0063	.0078	.0004	.0010	.3	.0378	.0033	.7	.0004
%RSD	1.137	1.581	.0808	.1903	.1347	1046.	.6823	.1310	.0794
#1	.5550	.4875	.4875	.5358	194.7	.0276	.4800	497.9	.5211
#2	.5524	.4858	.4869	.5349	194.3	-.0399	.4739	496.6	.5215
#3	.5431	.5000	.4868	.5338	194.3	.0232	.4787	497.6	.5207
Check ?	None	Chk Pass	Chk Pass	Chk Pass	Chk Pass	None	Chk Pass	Chk Pass	Chk Pass
Value									
Range									

Elem	Mo2020	Na5895	Ni2316	P_1774	Pb2203	S_1820	Sb2068	Se1960	Si2124
Units	ppm	ppm	ppm	ppm	ppm	ppm	ppm	ppm	ppm
Avg	**.4736**	**.0612**	**.9890**	**.5010**	**.9896**	**.4895**	**1.006**	**.9343**	**.5014**
Stddev	.0098	.0064	.0154	.0088	.0147	.0130	.021	.0187	.0098
%RSD	2.070	10.53	1.561	1.755	1.489	2.663	2.101	2.005	1.963
#1	.4692	.0651	.9803	.4970	.9821	.4822	.9957	.9243	.4962
#2	.4667	.0647	.9799	.4948	.9801	.4818	.9928	.9226	.4953
#3	.4848	.0538	1.007	.5110	1.007	.5046	1.031	.9559	.5128
Check ?	Chk Pass	None	Chk Pass	Chk Pass	Chk Pass	Chk Pass	Chk Pass	Chk Pass	Chk Pass
Value									
Range									

Zoom In Zoom Out

Sample Name: ICSAB Acquired: 8/19/2021 12:17:28 Type: QC
Method: SGS NO VALVE3(v193) Mode: CONC Corr. Factor: 1.000000
User: admin Custom ID1: Custom ID2: Custom ID3:
Comment:

Elem	Sn1899	Sr4077	Ti3349	Tl1908	V_2924	W_2079	Zn2062	Zr3391
Units	ppm	ppm	ppm	ppm	ppm	ppm	ppm	ppm
Avg	**.4881**	**.5008**	**.4944**	**.9431**	**.4997**	**.4984**	**1.012**	**.4548**
Stddev	.0103	.0014	.0014	.0197	.0005	.0105	.021	.0009
%RSD	2.107	.2770	.2904	2.093	.0948	2.097	2.048	.2087
#1	.4831	.5022	.4943	.9303	.5001	.4922	1.003	.4538
#2	.4812	.5008	.4959	.9331	.4997	.4925	.9975	.4549
#3	.4999	.4994	.4930	.9658	.4992	.5104	1.036	.4557
Check ?	Chk Pass	Chk Pass	Chk Pass	Chk Pass	Chk Pass	Chk Pass	Chk Pass	Chk Pass
Value								
Range								

Int. Std.	In2306	Y_3600	Y_3710	Y_2243
Units	Cts/S	Cts/S	Cts/S	Cts/S
Avg	**4591.6**	**51079.**	**1417.3**	**1721.6**
Stddev	65.1	31.	8.4	29.2
%RSD	1.4173	.06058	.59217	1.6945
#1	4623.0	51060.	1414.3	1734.1
#2	4634.9	51061.	1426.8	1742.4
#3	4516.7	51114.	1410.8	1688.3

Zoom In Zoom Out

Sample Name: ccv Acquired: 8/19/2021 12:22:22 Type: QC
Method: SGS NO VALVE3(v193) Mode: CONC Corr. Factor: 1.000000
User: admin Custom ID1: Custom ID2: Custom ID3:
Comment:

Elem	Ag3280	Al3961	As1890	B_2089	Ba4554	Be3130	Bi2230	Ca3179	Cd2288
Units	ppm	ppm	ppm	ppm	ppm	ppm	ppm	ppm	ppm
Avg	**.2444**	**39.26**	**1.965**	**1.955**	**1.960**	**1.978**	**1.934**	**39.96**	**1.957**
Stddev	.0002	.09	.003	.001	.004	.002	.005	.16	.002
%RSD	.0828	.2403	.1511	.0538	.2005	.1144	.2365	.4083	.1032
#1	.2447	39.34	1.962	1.954	1.960	1.980	1.931	40.15	1.955
#2	.2443	39.27	1.968	1.955	1.964	1.979	1.931	39.84	1.956
#3	.2443	39.16	1.965	1.956	1.956	1.976	1.939	39.91	1.959
Check ?	Chk Pass	Chk Pass	Chk Pass	Chk Pass	Chk Pass	Chk Pass	Chk Pass	Chk Pass	Chk Pass
Value									
Range									

Elem	Ce4040	Co2286	Cr2677	Cu3247	Fe2599	K_7664	Li6707	Mg2790	Mn2576
Units	ppm	ppm	ppm	ppm	ppm	ppm	ppm	ppm	ppm
Avg	**1.907**	**2.001**	**1.996**	**1.933**	**40.02**	**38.70**	**1.859**	**39.82**	**2.027**
Stddev	.003	.002	.001	.002	.02	.07	.008	.26	.001
%RSD	.1493	.0935	.0442	.0937	.0422	.1776	.4396	.6538	.0431
#1	1.904	2.002	1.995	1.934	40.03	38.63	1.858	39.74	2.028
#2	1.909	1.999	1.997	1.932	40.03	38.76	1.867	39.61	2.027
#3	1.908	2.001	1.995	1.931	40.00	38.71	1.851	40.11	2.027
Check ?	Chk Pass	Chk Pass	Chk Pass	Chk Pass	Chk Pass	Chk Pass	Chk Pass	Chk Pass	Chk Pass
Value									
Range									

Elem	Mo2020	Na5895	Ni2316	P_1774	Pb2203	S_1820	Sb2068	Se1960	Si2124
Units	ppm	ppm	ppm	ppm	ppm	ppm	ppm	ppm	ppm
Avg	**1.994**	**38.71**	**2.024**	**1.967**	**2.023**	**1.908**	**1.959**	**1.938**	**4.846**
Stddev	.003	.00	.002	.002	.003	.002	.002	.004	.005
%RSD	.1479	.0069	.0724	.1130	.1385	.1114	.0815	.2124	.1038
#1	1.991	38.71	2.024	1.965	2.026	1.909	1.957	1.933	4.841
#2	1.994	38.71	2.022	1.969	2.020	1.906	1.959	1.938	4.846
#3	1.996	38.71	2.025	1.968	2.023	1.910	1.960	1.941	4.851
Check ?	Chk Pass	Chk Pass	Chk Pass	Chk Pass	Chk Pass	Chk Pass	Chk Pass	Chk Pass	Chk Pass
Value									
Range									

Zoom In Zoom Out

Sample Name: ccv Acquired: 8/19/2021 12:22:22 Type: QC
Method: SGS NO VALVE3(v193) Mode: CONC Corr. Factor: 1.000000
User: admin Custom ID1: Custom ID2: Custom ID3:
Comment:

Elem	Sn1899	Sr4077	Ti3349	Tl1908	V_2924	W_2079	Zn2062	Zr3391
Units	ppm	ppm	ppm	ppm	ppm	ppm	ppm	ppm
Avg	**2.002**	**1.970**	**2.008**	**2.025**	**1.980**	**1.993**	**1.994**	**1.987**
Stddev	.001	.003	.001	.006	.001	.003	.003	.001
%RSD	.0401	.1529	.0460	.3190	.0229	.1619	.1483	.0517
#1	2.001	1.969	2.008	2.032	1.980	1.989	1.991	1.988
#2	2.002	1.973	2.007	2.022	1.980	1.993	1.996	1.986
#3	2.002	1.967	2.009	2.021	1.979	1.996	1.996	1.986
Check ?	Chk Pass	Chk Pass	Chk Pass	Chk Pass	Chk Pass	Chk Pass	Chk Pass	Chk Pass
Value								
Range								

Int. Std.	In2306	Y_3600	Y_3710	Y_2243
Units	Cts/S	Cts/S	Cts/S	Cts/S
Avg	**4854.6**	**54378.**	**1450.2**	**1879.8**
Stddev	4.3	42.	10.7	4.9
%RSD	.08836	.07740	.73442	.26298
#1	4859.2	54417.	1440.2	1885.2
#2	4850.6	54333.	1461.4	1875.6
#3	4854.1	54382.	1448.9	1878.5

Zoom In Zoom Out

Sample Name: ccb Acquired: 8/19/2021 12:27:13 Type: QC
Method: SGS NO VALVE3(v193) Mode: CONC Corr. Factor: 1.000000
User: admin Custom ID1: Custom ID2: Custom ID3:
Comment:

Elem	Ag3280	Al3961	As1890	B_2089	Ba4554	Be3130	Bi2230	Ca3179	Cd2288
Units	ppm	ppm	ppm	ppm	ppm	ppm	ppm	ppm	ppm
Avg	**-.0002**	**.0226**	**.0014**	**.0017**	**-.0003**	**.0000**	**.0028**	**-.0039**	**-.0001**
Stddev	.0004	.0072	.0005	.0007	.0003	.0002	.0012	.0043	.0002
%RSD	288.2	32.04	36.04	43.22	109.2	490.6	43.10	107.8	147.6
#1	-.0004	.0202	.0015	.0024	-.0006	-.0000	.0039	-.0088	-.0002
#2	.0004	.0307	.0019	.0009	-.0000	.0002	.0030	-.0020	.0001
#3	-.0004	.0169	.0009	.0017	-.0002	-.0001	.0015	-.0010	-.0002
Check ?	Chk Pass	Chk Pass	Chk Pass	Chk Pass	Chk Pass	Chk Pass	Chk Pass	Chk Pass	Chk Pass
High Limit									
Low Limit									

Elem	Ce4040	Co2286	Cr2677	Cu3247	Fe2599	K_7664	Li6707	Mg2790	Mn2576
Units	ppm	ppm	ppm	ppm	ppm	ppm	ppm	ppm	ppm
Avg	**.0006**	**.0001**	**-.0002**	**.0002**	F **.0182**	**-.0186**	**.0027**	**.1007**	**-.0000**
Stddev	.0027	.0004	.0002	.0002	.0182	.0301	.0021	.0372	.0000
%RSD	448.8	317.2	89.06	90.29	99.76	161.7	78.06	36.90	473.1
#1	-.0007	-.0003	-.0002	.0002	.0021	.0150	.0050	.1322	-.0000
#2	.0038	.0002	-.0000	.0004	.0379	-.0428	.0009	.0597	.0000
#3	-.0012	.0004	-.0004	.0000	.0146	-.0280	.0023	.1102	.0000
Check ?	None	Chk Pass	Chk Pass	Chk Pass	Chk Fail	Chk Pass	Chk Pass	Chk Pass	Chk Pass
High Limit					.0175				
Low Limit					-.0175				

Elem	Mo2020	Na5895	Ni2316	P_1774	Pb2203	S_1820	Sb2068	Se1960	Si2124
Units	ppm	ppm	ppm	ppm	ppm	ppm	ppm	ppm	ppm
Avg	**.0007**	**-.0223**	**.0002**	**-.0005**	**.0008**	**-.0000**	**.0013**	**.0023**	**.0013**
Stddev	.0002	.0101	.0001	.0008	.0016	.0020	.0015	.0015	.0009
%RSD	32.72	45.41	24.56	171.4	204.5	477600.	117.7	63.31	70.33
#1	.0009	-.0226	.0002	-.0013	-.0007	.0009	.0019	.0035	.0019
#2	.0008	-.0121	.0002	-.0003	.0006	-.0023	.0024	.0028	.0017
#3	.0004	-.0323	.0003	.0002	.0025	.0013	-.0004	.0007	.0002
Check ?	Chk Pass	Chk Pass	Chk Pass	Chk Pass	Chk Pass	Chk Pass	Chk Pass	Chk Pass	Chk Pass
High Limit									
Low Limit									

Zoom In Zoom Out

Sample Name: ccb Acquired: 8/19/2021 12:27:13 Type: QC
Method: SGS NO VALVE3(v193) Mode: CONC Corr. Factor: 1.000000
User: admin Custom ID1: Custom ID2: Custom ID3:
Comment:

Elem	Sn1899	Sr4077	Ti3349	Tl1908	V_2924	W_2079	Zn2062	Zr3391
Units	ppm	ppm	ppm	ppm	ppm	ppm	ppm	ppm
Avg	**.0006**	**-.0002**	**-.0000**	F **.0024**	**-.0000**	**.0034**	**-.0017**	**.0002**
Stddev	.0003	.0003	.0005	.0006	.0002	.0003	.0003	.0002
%RSD	45.32	153.0	18380.	26.39	824.9	7.751	17.74	90.53
#1	.0007	-.0003	.0006	.0026	.0000	.0037	-.0018	.0003
#2	.0009	-.0004	-.0003	.0029	-.0002	.0032	-.0013	.0003
#3	.0003	.0001	-.0003	.0017	.0001	.0034	-.0019	-.0000
Check ?	Chk Pass	Chk Pass	Chk Pass	Chk Fail	Chk Pass	Chk Pass	Chk Pass	Chk Pass
High Limit				.0020				
Low Limit				-.0020				

Int. Std.	In2306	Y_3600	Y_3710	Y_2243
Units	Cts/S	Cts/S	Cts/S	Cts/S
Avg	**5014.7**	**56194.**	**1450.2**	**1956.3**
Stddev	4.5	329.	34.7	1.5
%RSD	.08875	.58459	2.3934	.07905
#1	5010.3	56019.	1463.4	1956.1
#2	5019.2	56573.	1410.9	1954.8
#3	5014.5	55990.	1476.4	1957.9

Zoom In Zoom Out

Sample Name: mp28149-mb1 Acquired: 8/19/2021 12:32:28 Type: Unk
Method: SGS NO VALVE3(v193) Mode: CONC Corr. Factor: 1.000000
User: admin Custom ID1: Custom ID2: Custom ID3:
Comment:

Elem	Ag3280	Al3961	As1890	B_2089	Ba4554	Be3130	Bi2230	Ca3179	Cd2288
Units	ppm	ppm	ppm	ppm	ppm	ppm	ppm	ppm	ppm
Avg	**-.0004**	**.0019**	**.0011**	**.0018**	**-.0001**	**.0002**	**.0005**	**.0166**	**.0004**
Stddev	.0003	.0172	.0006	.0004	.0004	.0004	.0019	.0120	.0001
%RSD	85.79	886.7	57.43	20.76	560.9	228.4	354.6	72.12	34.07
#1	-.0007	-.0146	.0004	.0020	-.0001	-.0002	.0013	.0304	.0003
#2	-.0001	.0008	.0012	.0021	.0003	.0005	.0020	.0111	.0005
#3	-.0004	.0197	.0016	.0014	-.0004	.0002	-.0017	.0085	.0005

Elem	Ce4040	Co2286	Cr2677	Cu3247	Fe2599	K_7664	Li6707	Mg2790	Mn2576
Units	ppm	ppm	ppm	ppm	ppm	ppm	ppm	ppm	ppm
Avg	**-.0007**	**.0000**	**.0001**	**.0007**	**.0137**	**-.0407**	**-.0005**	**.0317**	**.0002**
Stddev	.0041	.0003	.0002	.0002	.0042	.0133	.0012	.0767	.0000
%RSD	625.2	800.3	173.1	26.09	30.66	32.57	237.7	242.0	5.086
#1	-.0028	.0004	.0002	.0006	.0102	-.0479	-.0015	-.0532	.0002
#2	-.0032	.0001	-.0001	.0010	.0183	-.0488	.0008	.0522	.0003
#3	.0041	-.0003	.0002	.0007	.0125	-.0254	-.0007	.0961	.0002

Elem	Mo2020	Na5895	Ni2316	P_1774	Pb2203	S_1820	Sb2068	Se1960	Si2124
Units	ppm	ppm	ppm	ppm	ppm	ppm	ppm	ppm	ppm
Avg	**.0005**	**-.0117**	**.0007**	**.0013**	**-.0001**	**.0063**	**.0000**	**.0025**	**.0098**
Stddev	.0001	.0049	.0005	.0010	.0007	.0033	.0002	.0013	.0007
%RSD	15.87	41.92	72.82	75.29	603.4	52.23	4739.	54.35	7.149
#1	.0006	-.0063	.0003	.0005	-.0009	.0087	.0003	.0038	.0104
#2	.0005	-.0158	.0005	.0024	.0004	.0077	-.0001	.0011	.0100
#3	.0005	-.0132	.0012	.0010	.0001	.0026	-.0001	.0026	.0091

Elem	Sn1899	Sr4077	Ti3349	Tl1908	V_2924	W_2079	Zn2062	Zr3391
Units	ppm	ppm	ppm	ppm	ppm	ppm	ppm	ppm
Avg	**.0005**	**.0001**	**-.0002**	**.0023**	**.0001**	**.0042**	**-.0012**	**.0005**
Stddev	.0006	.0001	.0006	.0015	.0003	.0008	.0001	.0001
%RSD	122.7	85.51	245.0	64.81	341.8	18.52	9.166	12.59
#1	.0001	.0001	-.0001	.0031	-.0001	.0049	-.0012	.0005
#2	.0001	.0000	-.0009	.0006	-.0001	.0033	-.0013	.0006
#3	.0011	.0000	.0003	.0031	.0005	.0044	-.0011	.0004

Zoom In Zoom Out

Sample Name: mp28149-mb1 Acquired: 8/19/2021 12:32:28 Type: Unk
Method: SGS NO VALVE3(v193) Mode: CONC Corr. Factor: 1.000000
User: admin Custom ID1: Custom ID2: Custom ID3:
Comment:

Int. Std.	In2306	Y_3600	Y_3710	Y_2243
Units	Cts/S	Cts/S	Cts/S	Cts/S
Avg	**4973.0**	**56283.**	**1475.2**	**1937.9**
Stddev	8.4	189.	1.9	2.3
%RSD	.16889	.33590	.12937	.12055
#1	4965.5	56501.	1473.2	1935.8
#2	4971.4	56168.	1475.2	1937.3
#3	4982.1	56180.	1477.1	1940.4

Zoom In Zoom Out

Sample Name: mp28149-b1 Acquired: 8/19/2021 12:37:43 Type: Unk
Method: SGS NO VALVE3(v193) Mode: CONC Corr. Factor: 1.000000
User: admin Custom ID1: Custom ID2: Custom ID3:
Comment:

Elem	Ag3280	Al3961	As1890	B_2089	Ba4554	Be3130	Bi2230	Ca3179	Cd2288
Units	ppm	ppm	ppm	ppm	ppm	ppm	ppm	ppm	ppm
Avg	**.2386**	**25.09**	**1.891**	**1.950**	**1.964**	**1.989**	**.1246**	**25.61**	**1.957**
Stddev	.0007	.03	.002	.001	.005	.003	.0020	.03	.002
%RSD	.2922	.1157	.0991	.0712	.2449	.1709	1.609	.1288	.1183
#1	.2378	25.06	1.893	1.949	1.965	1.993	.1225	25.64	1.956
#2	.2392	25.08	1.891	1.952	1.958	1.988	.1265	25.62	1.955
#3	.2386	25.12	1.889	1.949	1.968	1.986	.1249	25.57	1.959

Elem	Ce4040	Co2286	Cr2677	Cu3247	Fe2599	K_7664	Li6707	Mg2790	Mn2576
Units	ppm	ppm	ppm	ppm	ppm	ppm	ppm	ppm	ppm
Avg	**-.0124**	**2.015**	**1.997**	**1.939**	**25.61**	**24.48**	**-.0002**	**25.38**	**2.030**
Stddev	.0032	.001	.002	.001	.05	.08	.0005	.13	.001
%RSD	25.88	.0475	.0884	.0434	.1896	.3460	219.7	.4934	.0603
#1	-.0087	2.016	1.995	1.939	25.67	24.49	.0003	25.48	2.029
#2	-.0140	2.014	1.997	1.939	25.58	24.40	-.0005	25.42	2.031
#3	-.0145	2.014	1.998	1.938	25.59	24.57	-.0005	25.24	2.031

Elem	Mo2020	Na5895	Ni2316	P_1774	Pb2203	S_1820	Sb2068	Se1960	Si2124
Units	ppm	ppm	ppm	ppm	ppm	ppm	ppm	ppm	ppm
Avg	**1.942**	**24.69**	**2.040**	**1.956**	**2.032**	**-.0346**	**1.899**	**1.930**	**.0658**
Stddev	.002	.02	.003	.004	.000	.0012	.002	.004	.0009
%RSD	.1027	.0694	.1245	.2048	.0169	3.602	.1013	.2038	1.388
#1	1.942	24.69	2.039	1.952	2.032	-.0332	1.898	1.927	.0651
#2	1.941	24.71	2.038	1.956	2.032	-.0349	1.897	1.927	.0654
#3	1.945	24.67	2.043	1.960	2.032	-.0357	1.901	1.934	.0668

Elem	Sn1899	Sr4077	Ti3349	Tl1908	V_2924	W_2079	Zn2062	Zr3391
Units	ppm	ppm	ppm	ppm	ppm	ppm	ppm	ppm
Avg	**1.943**	**1.973**	**1.949**	**2.048**	**1.981**	**1.922**	**1.998**	**1.929**
Stddev	.003	.003	.004	.005	.002	.004	.002	.002
%RSD	.1374	.1577	.1847	.2609	.0833	.2210	.0745	.0962
#1	1.942	1.976	1.946	2.042	1.979	1.918	1.997	1.927
#2	1.946	1.971	1.953	2.049	1.982	1.921	1.999	1.927
#3	1.942	1.971	1.950	2.052	1.981	1.927	1.999	1.931

Zoom In Zoom Out

Sample Name: mp28149-b1 Acquired: 8/19/2021 12:37:43 Type: Unk
Method: SGS NO VALVE3(v193) Mode: CONC Corr. Factor: 1.000000
User: admin Custom ID1: Custom ID2: Custom ID3:
Comment:

Int. Std.	In2306	Y_3600	Y_3710	Y_2243
Units	Cts/S	Cts/S	Cts/S	Cts/S
Avg	**4883.5**	**54866.**	**1469.5**	**1888.6**
Stddev	2.5	79.	8.6	2.3
%RSD	.05144	.14436	.58530	.11966
#1	4886.3	54887.	1475.8	1891.1
#2	4882.5	54778.	1459.7	1886.8
#3	4881.6	54932.	1473.1	1887.8

Zoom In Zoom Out

Sample Name: mp28149-s1 Acquired: 8/19/2021 12:42:33 Type: Unk
Method: SGS NO VALVE3(v193) Mode: CONC Corr. Factor: 1.000000
User: admin Custom ID1: Custom ID2: Custom ID3:
Comment:

Elem	Ag3280	Al3961	As1890	B_2089	Ba4554	Be3130	Bi2230	Ca3179	Cd2288
Units	ppm	ppm	ppm	ppm	ppm	ppm	ppm	ppm	ppm
Avg	**.2400**	**25.13**	**1.936**	**2.045**	**2.039**	**1.977**	**.1201**	**177.3**	**1.993**
Stddev	.0004	.02	.004	.001	.003	.007	.0020	.4	.003
%RSD	.1540	.0688	.1985	.0280	.1511	.3511	1.677	.2033	.1479
#1	.2403	25.12	1.933	2.046	2.035	1.970	.1207	176.9	1.994
#2	.2396	25.14	1.940	2.046	2.042	1.984	.1178	177.5	1.995
#3	.2401	25.15	1.936	2.045	2.039	1.978	.1217	177.5	1.990

Elem	Ce4040	Co2286	Cr2677	Cu3247	Fe2599	K_7664	Li6707	Mg2790	Mn2576
Units	ppm	ppm	ppm	ppm	ppm	ppm	ppm	ppm	ppm
Avg	**-.0036**	**2.006**	**1.935**	**1.961**	**25.25**	**29.75**	**.0027**	**39.00**	**3.304**
Stddev	.0026	.002	.004	.003	.13	.07	.0010	.21	.005
%RSD	71.68	.1117	.1801	.1720	.5183	.2338	35.75	.5438	.1579
#1	-.0065	2.007	1.937	1.964	25.20	29.72	.0035	38.92	3.309
#2	-.0028	2.007	1.931	1.958	25.39	29.69	.0017	39.24	3.299
#3	-.0015	2.003	1.938	1.961	25.14	29.83	.0028	38.84	3.303

Elem	Mo2020	Na5895	Ni2316	P_1774	Pb2203	S_1820	Sb2068	Se1960	Si2124
Units	ppm	ppm	ppm	ppm	ppm	ppm	ppm	ppm	ppm
Avg	**1.938**	F **255.6**	**2.021**	**2.029**	**2.016**	**48.15**	**1.938**	**1.975**	**7.710**
Stddev	.003	.7	.003	.006	.003	.05	.001	.007	.002
%RSD	.1628	.2577	.1630	.2831	.1241	.1001	.0429	.3449	.0266
#1	1.938	254.9	2.021	2.033	2.014	48.16	1.938	1.980	7.709
#2	1.941	256.2	2.025	2.032	2.019	48.20	1.937	1.977	7.712
#3	1.935	255.7	2.018	2.023	2.015	48.10	1.938	1.967	7.708

Elem	Sn1899	Sr4077	Ti3349	Tl1908	V_2924	W_2079	Zn2062	Zr3391
Units	ppm	ppm	ppm	ppm	ppm	ppm	ppm	ppm
Avg	**1.911**	**2.286**	**1.915**	**2.012**	**1.947**	**1.928**	**1.959**	**1.907**
Stddev	.009	.006	.004	.002	.003	.002	.006	.004
%RSD	.4433	.2746	.2068	.1125	.1304	.0910	.3066	.2100
#1	1.909	2.279	1.918	2.013	1.950	1.929	1.958	1.911
#2	1.920	2.292	1.911	2.010	1.945	1.928	1.966	1.903
#3	1.903	2.286	1.916	2.014	1.946	1.926	1.954	1.908

Zoom In Zoom Out

Sample Name: mp28149-s1 Acquired: 8/19/2021 12:42:33 Type: Unk
Method: SGS NO VALVE3(v193) Mode: CONC Corr. Factor: 1.000000
User: admin Custom ID1: Custom ID2: Custom ID3:
Comment:

Int. Std.	In2306	Y_3600	Y_3710	Y_2243
Units	Cts/S	Cts/S	Cts/S	Cts/S
Avg	**4615.4**	**53889.**	**1447.1**	**1810.6**
Stddev	8.7	42.	2.2	4.7
%RSD	.18852	.07816	.15469	.26218
#1	4610.0	53894.	1448.5	1808.3
#2	4610.9	53844.	1448.3	1807.4
#3	4625.5	53928.	1444.6	1816.0

Zoom In Zoom Out

Sample Name: mp28149-s2 Acquired: 8/19/2021 12:47:22 Type: Unk
Method: SGS NO VALVE3(v193) Mode: CONC Corr. Factor: 1.000000
User: admin Custom ID1: Custom ID2: Custom ID3:
Comment:

Elem	Ag3280	Al3961	As1890	B_2089	Ba4554	Be3130	Bi2230	Ca3179	Cd2288
Units	ppm	ppm	ppm	ppm	ppm	ppm	ppm	ppm	ppm
Avg	**.2430**	**25.00**	**1.931**	**2.035**	**2.036**	**1.976**	**.1219**	**176.1**	**1.984**
Stddev	.0005	.09	.004	.002	.004	.003	.0027	.6	.002
%RSD	.1962	.3564	.2076	.0769	.2169	.1494	2.227	.3503	.1071
#1	.2435	24.99	1.929	2.033	2.035	1.979	.1238	176.0	1.982
#2	.2427	25.09	1.928	2.035	2.041	1.977	.1232	176.8	1.984
#3	.2428	24.91	1.935	2.036	2.033	1.973	.1188	175.6	1.986

Elem	Ce4040	Co2286	Cr2677	Cu3247	Fe2599	K_7664	Li6707	Mg2790	Mn2576
Units	ppm	ppm	ppm	ppm	ppm	ppm	ppm	ppm	ppm
Avg	**-.0064**	**2.001**	**1.936**	**1.959**	**25.12**	**29.50**	**.0041**	**38.80**	**3.298**
Stddev	.0048	.003	.004	.005	.18	.14	.0007	.33	.005
%RSD	74.41	.1676	.2304	.2658	.7089	.4577	17.75	.8442	.1644
#1	-.0094	1.998	1.941	1.963	25.13	29.42	.0042	38.86	3.305
#2	-.0009	2.000	1.934	1.961	25.30	29.66	.0033	39.09	3.294
#3	-.0089	2.004	1.932	1.953	24.94	29.43	.0047	38.45	3.296

Elem	Mo2020	Na5895	Ni2316	P_1774	Pb2203	S_1820	Sb2068	Se1960	Si2124
Units	ppm	ppm	ppm	ppm	ppm	ppm	ppm	ppm	ppm
Avg	**1.933**	F **253.8**	**2.018**	**2.022**	**2.008**	**47.66**	**1.930**	**1.966**	**7.640**
Stddev	.003	.6	.002	.001	.005	.07	.003	.006	.007
%RSD	.1437	.2264	.0840	.0558	.2588	.1517	.1404	.2835	.0987
#1	1.930	253.7	2.017	2.021	2.005	47.58	1.927	1.960	7.633
#2	1.933	254.5	2.017	2.021	2.004	47.67	1.930	1.971	7.640
#3	1.936	253.4	2.020	2.023	2.014	47.73	1.933	1.966	7.648

Elem	Sn1899	Sr4077	Ti3349	Tl1908	V_2924	W_2079	Zn2062	Zr3391
Units	ppm	ppm	ppm	ppm	ppm	ppm	ppm	ppm
Avg	**1.907**	**2.282**	**1.914**	**2.003**	**1.945**	**1.921**	**2.010**	**1.908**
Stddev	.005	.005	.006	.004	.004	.005	.007	.004
%RSD	.2417	.2045	.2965	.1741	.1968	.2446	.3640	.2160
#1	1.903	2.281	1.921	2.000	1.949	1.919	2.006	1.912
#2	1.906	2.287	1.911	2.006	1.944	1.917	2.006	1.906
#3	1.912	2.278	1.910	2.004	1.942	1.926	2.019	1.905

Zoom In Zoom Out

Sample Name: mp28149-s2 Acquired: 8/19/2021 12:47:22 Type: Unk
Method: SGS NO VALVE3(v193) Mode: CONC Corr. Factor: 1.000000
User: admin Custom ID1: Custom ID2: Custom ID3:
Comment:

Int. Std.	In2306	Y_3600	Y_3710	Y_2243
Units	Cts/S	Cts/S	Cts/S	Cts/S
Avg	**4624.8**	**53841.**	**1453.8**	**1816.9**
Stddev	8.0	103.	9.1	3.7
%RSD	.17224	.19177	.62724	.20205
#1	4626.0	53723.	1455.2	1818.4
#2	4632.2	53912.	1444.0	1819.6
#3	4616.4	53889.	1462.1	1812.7

Zoom In Zoom Out

Sample Name: jd30006-1 Acquired: 8/19/2021 12:52:11 Type: Unk
Method: SGS NO VALVE3(v193) Mode: CONC Corr. Factor: 1.000000
User: admin Custom ID1: Custom ID2: Custom ID3:
Comment:

Elem	Ag3280	Al3961	As1890	B_2089	Ba4554	Be3130	Bi2230	Ca3179	Cd2288
Units	ppm	ppm	ppm	ppm	ppm	ppm	ppm	ppm	ppm
Avg	**.0004**	**.0327**	**.0020**	**.0736**	**.0829**	**-.0004**	**.0007**	**158.5**	**.0001**
Stddev	.0004	.0141	.0004	.0005	.0003	.0002	.0006	.7	.0002
%RSD	94.89	43.21	20.94	.7081	.3167	46.91	79.53	.4120	175.7
#1	.0004	.0471	.0021	.0740	.0829	-.0002	.0001	159.0	-.0001
#2	.0000	.0321	.0015	.0738	.0831	-.0004	.0011	158.7	.0004
#3	.0008	.0189	.0024	.0730	.0826	-.0006	.0010	157.8	.0001

Elem	Ce4040	Co2286	Cr2677	Cu3247	Fe2599	K_7664	Li6707	Mg2790	Mn2576
Units	ppm	ppm	ppm	ppm	ppm	ppm	ppm	ppm	ppm
Avg	**.0107**	**.0005**	**.0011**	**.0009**	**.0580**	**4.166**	**.0041**	**14.73**	**1.376**
Stddev	.0023	.0002	.0003	.0002	.0055	.043	.0027	.09	.001
%RSD	21.53	40.53	26.94	22.23	9.433	1.024	64.69	.6283	.0658
#1	.0117	.0005	.0012	.0011	.0517	4.211	.0011	14.68	1.377
#2	.0123	.0003	.0008	.0010	.0604	4.159	.0063	14.84	1.376
#3	.0080	.0006	.0013	.0007	.0619	4.126	.0050	14.68	1.375

Elem	Mo2020	Na5895	Ni2316	P_1774	Pb2203	S_1820	Sb2068	Se1960	Si2124
Units	ppm	ppm	ppm	ppm	ppm	ppm	ppm	ppm	ppm
Avg	**.0015**	F **238.4**	**.0023**	**.0149**	**-.0002**	**49.41**	**.0014**	**.0019**	**7.815**
Stddev	.0001	.7	.0003	.0014	.0012	.02	.0022	.0003	.004
%RSD	7.280	.2933	11.59	9.687	652.7	.0412	156.6	14.04	.0509
#1	.0014	238.9	.0022	.0165	.0003	49.44	.0015	.0019	7.819
#2	.0016	238.8	.0021	.0144	.0007	49.41	.0035	.0016	7.811
#3	.0014	237.6	.0026	.0138	-.0015	49.40	-.0008	.0022	7.814

Elem	Sn1899	Sr4077	Ti3349	Tl1908	V_2924	W_2079	Zn2062	Zr3391
Units	ppm	ppm	ppm	ppm	ppm	ppm	ppm	ppm
Avg	**-.0015**	**.3396**	**-.0015**	**.0127**	**.0002**	**.0054**	**.0060**	**-.0035**
Stddev	.0008	.0014	.0003	.0010	.0002	.0006	.0002	.0001
%RSD	56.68	.3981	23.67	8.207	89.57	10.44	2.721	3.745
#1	-.0015	.3409	-.0018	.0133	.0003	.0053	.0060	-.0035
#2	-.0023	.3398	-.0011	.0133	.0004	.0060	.0059	-.0034
#3	-.0006	.3382	-.0014	.0115	.0000	.0048	.0062	-.0037

Zoom In Zoom Out

Sample Name: jd30006-1 Acquired: 8/19/2021 12:52:11 Type: Unk
Method: SGS NO VALVE3(v193) Mode: CONC Corr. Factor: 1.000000
User: admin Custom ID1: Custom ID2: Custom ID3:
Comment:

Int. Std.	In2306	Y_3600	Y_3710	Y_2243
Units	Cts/S	Cts/S	Cts/S	Cts/S
Avg	**4626.4**	**55159.**	**1464.7**	**1836.9**
Stddev	5.5	85.	3.7	1.9
%RSD	.11837	.15441	.24939	.10421
#1	4620.6	55061.	1461.2	1836.0
#2	4627.3	55200.	1464.4	1835.6
#3	4631.4	55216.	1468.5	1839.1

Zoom In Zoom Out

Sample Name: mp28149-sd1 Acquired: 8/19/2021 12:57:20 Type: Unk
Method: SGS NO VALVE3(v193) Mode: CONC Corr. Factor: 5.000000
User: admin Custom ID1: Custom ID2: Custom ID3:
Comment:

Elem	Ag3280	Al3961	As1890	B_2089	Ba4554	Be3130	Bi2230	Ca3179	Cd2288
Units	ppm	ppm	ppm	ppm	ppm	ppm	ppm	ppm	ppm
Avg	**-.0009**	**.2336**	**.0054**	**.0895**	**.0869**	**-.0006**	**.0044**	**171.3**	**.0010**
Stddev	.0014	.0847	.0032	.0044	.0003	.0013	.0018	.5	.0003
%RSD	151.2	36.26	59.59	4.888	.3649	238.4	40.29	.3137	28.01
#1	-.0011	.2462	.0025	.0897	.0867	-.0009	.0054	171.9	.0009
#2	.0005	.1433	.0089	.0937	.0873	.0009	.0023	171.0	.0014
#3	-.0022	.3113	.0048	.0850	.0867	-.0017	.0053	170.9	.0009

Elem	Ce4040	Co2286	Cr2677	Cu3247	Fe2599	K_7664	Li6707	Mg2790	Mn2576
Units	ppm	ppm	ppm	ppm	ppm	ppm	ppm	ppm	ppm
Avg	**.0262**	**-.0010**	**.0013**	**.0038**	**.0596**	**4.493**	**.0084**	**16.40**	**1.494**
Stddev	.0095	.0011	.0020	.0012	.0498	.349	.0077	.03	.001
%RSD	36.46	105.9	153.3	32.79	83.52	7.759	91.39	.1755	.0932
#1	.0355	-.0019	.0000	.0023	.0026	4.895	.0144	16.42	1.495
#2	.0165	-.0014	.0003	.0044	.0817	4.270	-.0002	16.36	1.493
#3	.0265	.0002	.0037	.0045	.0944	4.315	.0109	16.40	1.493

Elem	Mo2020	Na5895	Ni2316	P_1774	Pb2203	S_1820	Sb2068	Se1960	Si2124
Units	ppm	ppm	ppm	ppm	ppm	ppm	ppm	ppm	ppm
Avg	**.0014**	**254.0**	**.0006**	**.0179**	**-.0056**	**51.67**	**.0021**	**.0017**	**8.191**
Stddev	.0002	1.0	.0004	.0032	.0016	.78	.0099	.0055	.113
%RSD	16.47	.3801	58.74	17.95	28.55	1.502	479.5	327.1	1.383
#1	.0012	255.1	.0010	.0183	-.0039	52.56	-.0063	-.0044	8.321
#2	.0013	253.4	.0003	.0210	-.0057	51.22	.0129	.0033	8.126
#3	.0017	253.4	.0005	.0146	-.0071	51.22	-.0005	.0062	8.125

Elem	Sn1899	Sr4077	Ti3349	Tl1908	V_2924	W_2079	Zn2062	Zr3391
Units	ppm	ppm	ppm	ppm	ppm	ppm	ppm	ppm
Avg	**-.0079**	**.3597**	**-.0040**	**.0247**	**.0003**	**.0218**	**.0113**	**-.0031**
Stddev	.0077	.0015	.0024	.0123	.0015	.0080	.0005	.0005
%RSD	97.21	.4261	60.57	49.63	486.8	36.70	4.137	15.79
#1	-.0082	.3601	-.0063	.0152	.0003	.0126	.0118	-.0036
#2	-.0000	.3609	-.0014	.0204	-.0012	.0271	.0109	-.0033
#3	-.0153	.3579	-.0043	.0385	.0019	.0258	.0113	-.0026

Zoom In Zoom Out

Sample Name: mp28149-sd1 Acquired: 8/19/2021 12:57:20 Type: Unk
Method: SGS NO VALVE3(v193) Mode: CONC Corr. Factor: 5.000000
User: admin Custom ID1: Custom ID2: Custom ID3:
Comment:

Int. Std.	In2306	Y_3600	Y_3710	Y_2243
Units	Cts/S	Cts/S	Cts/S	Cts/S
Avg	**4854.1**	**56418.**	**1472.5**	**1907.6**
Stddev	50.6	135.	13.7	23.0
%RSD	1.0429	.23931	.93074	1.2047
#1	4795.6	56365.	1460.5	1881.2
#2	4884.3	56318.	1487.4	1919.5
#3	4882.3	56572.	1469.4	1922.3

Zoom In Zoom Out

Sample Name: jd30006-2 Acquired: 8/19/2021 13:02:29 Type: Unk
Method: SGS NO VALVE3(v193) Mode: CONC Corr. Factor: 1.000000
User: admin Custom ID1: Custom ID2: Custom ID3:
Comment:

Elem	Ag3280	Al3961	As1890	B_2089	Ba4554	Be3130	Bi2230	Ca3179	Cd2288
Units	ppm	ppm	ppm	ppm	ppm	ppm	ppm	ppm	ppm
Avg	**.0004**	**.0970**	**.0035**	**.0932**	**.1122**	**-.0003**	**.0004**	**158.7**	**.0002**
Stddev	.0003	.0132	.0015	.0010	.0007	.0001	.0013	.3	.0002
%RSD	73.15	13.59	41.68	1.051	.6175	30.86	306.0	.2112	83.12
#1	.0002	.1004	.0051	.0922	.1114	-.0004	.0000	158.5	.0000
#2	.0002	.0824	.0021	.0942	.1125	-.0002	.0019	158.4	.0004
#3	.0007	.1081	.0033	.0931	.1126	-.0003	-.0007	159.1	.0002

Elem	Ce4040	Co2286	Cr2677	Cu3247	Fe2599	K_7664	Li6707	Mg2790	Mn2576
Units	ppm	ppm	ppm	ppm	ppm	ppm	ppm	ppm	ppm
Avg	**.0114**	**-.0003**	**.0011**	**.0011**	**.0118**	**3.974**	**.0042**	**15.11**	**.6737**
Stddev	.0016	.0004	.0001	.0001	.0097	.033	.0016	.06	.0012
%RSD	13.72	127.3	11.37	12.76	82.52	.8363	38.46	.3943	.1805
#1	.0114	-.0002	.0010	.0010	.0007	3.935	.0047	15.16	.6751
#2	.0098	-.0007	.0010	.0010	.0189	3.993	.0024	15.12	.6729
#3	.0129	.0000	.0012	.0013	.0157	3.992	.0056	15.04	.6732

Elem	Mo2020	Na5895	Ni2316	P_1774	Pb2203	S_1820	Sb2068	Se1960	Si2124
Units	ppm	ppm	ppm	ppm	ppm	ppm	ppm	ppm	ppm
Avg	**.0138**	F **229.5**	**.0017**	**.3109**	**.0001**	**47.00**	**.0023**	**.0023**	**7.347**
Stddev	.0005	.4	.0002	.0004	.0011	.12	.0020	.0005	.018
%RSD	3.831	.1940	10.87	.1393	1685.	.2497	88.95	23.69	.2377
#1	.0139	229.2	.0019	.3113	-.0009	47.08	.0046	.0018	7.353
#2	.0142	229.4	.0016	.3110	.0012	46.87	.0012	.0029	7.327
#3	.0132	230.0	.0017	.3105	-.0001	47.05	.0010	.0023	7.360

Elem	Sn1899	Sr4077	Ti3349	Tl1908	V_2924	W_2079	Zn2062	Zr3391
Units	ppm	ppm	ppm	ppm	ppm	ppm	ppm	ppm
Avg	**-.0018**	**.3424**	**-.0012**	**.0050**	**.0011**	**.0075**	**.0015**	**-.0040**
Stddev	.0008	.0005	.0005	.0010	.0001	.0004	.0001	.0001
%RSD	46.74	.1353	37.20	19.30	11.58	5.070	6.963	2.110
#1	-.0028	.3421	-.0013	.0059	.0010	.0078	.0014	-.0039
#2	-.0014	.3429	-.0007	.0040	.0010	.0071	.0017	-.0039
#3	-.0013	.3421	-.0017	.0052	.0012	.0076	.0015	-.0040

Zoom In Zoom Out

Sample Name: jd30006-2 Acquired: 8/19/2021 13:02:29 Type: Unk
Method: SGS NO VALVE3(v193) Mode: CONC Corr. Factor: 1.000000
User: admin Custom ID1: Custom ID2: Custom ID3:
Comment:

Int. Std.	In2306	Y_3600	Y_3710	Y_2243
Units	Cts/S	Cts/S	Cts/S	Cts/S
Avg	**4637.1**	**54989.**	**1449.2**	**1840.1**
Stddev	4.6	182.	4.5	.6
%RSD	.09894	.33058	.31292	.03016
#1	4634.1	54786.	1453.7	1839.5
#2	4634.9	55138.	1449.4	1840.2
#3	4642.4	55042.	1444.6	1840.7

Zoom In Zoom Out

Sample Name: jd30006-3 Acquired: 8/19/2021 13:07:39 Type: Unk
Method: SGS NO VALVE3(v193) Mode: CONC Corr. Factor: 1.000000
User: admin Custom ID1: Custom ID2: Custom ID3:
Comment:

Elem	Ag3280	Al3961	As1890	B_2089	Ba4554	Be3130	Bi2230	Ca3179	Cd2288
Units	ppm	ppm	ppm	ppm	ppm	ppm	ppm	ppm	ppm
Avg	**.0004**	**.0785**	**.0053**	**.1603**	**.1440**	**-.0004**	**.0012**	**156.3**	**.0001**
Stddev	.0003	.0123	.0005	.0007	.0007	.0003	.0024	.3	.0001
%RSD	84.22	15.63	9.257	.4589	.5129	59.47	197.9	.1889	84.16
#1	.0007	.0793	.0049	.1595	.1447	-.0007	-.0008	156.7	.0001
#2	.0000	.0903	.0051	.1604	.1441	-.0002	.0005	156.2	.0000
#3	.0005	.0658	.0058	.1609	.1432	-.0003	.0038	156.2	.0001

Elem	Ce4040	Co2286	Cr2677	Cu3247	Fe2599	K_7664	Li6707	Mg2790	Mn2576
Units	ppm	ppm	ppm	ppm	ppm	ppm	ppm	ppm	ppm
Avg	**.0069**	**-.0000**	**.0006**	**.0008**	**.0203**	**3.857**	**.0064**	**15.63**	**.1423**
Stddev	.0003	.0003	.0003	.0005	.0079	.011	.0009	.10	.0001
%RSD	4.067	1252.	47.36	65.56	38.89	.2933	14.52	.6268	.1028
#1	.0067	-.0003	.0003	.0004	.0124	3.854	.0069	15.62	.1423
#2	.0072	.0002	.0008	.0005	.0204	3.870	.0070	15.54	.1422
#3	.0067	.0000	.0008	.0013	.0282	3.849	.0053	15.73	.1425

Elem	Mo2020	Na5895	Ni2316	P_1774	Pb2203	S_1820	Sb2068	Se1960	Si2124
Units	ppm	ppm	ppm	ppm	ppm	ppm	ppm	ppm	ppm
Avg	**.0478**	F **225.7**	**.0012**	**.5717**	**.0005**	**47.71**	**.0020**	**.0025**	**6.783**
Stddev	.0002	.0	.0003	.0008	.0006	.02	.0018	.0014	.001
%RSD	.3813	.0210	23.97	.1445	129.2	.0512	90.29	55.39	.0203
#1	.0476	225.7	.0009	.5716	.0012	47.70	.0031	.0012	6.785
#2	.0479	225.7	.0015	.5710	.0003	47.69	-.0001	.0040	6.783
#3	.0478	225.7	.0012	.5726	-.0000	47.73	.0030	.0023	6.782

Elem	Sn1899	Sr4077	Ti3349	Tl1908	V_2924	W_2079	Zn2062	Zr3391
Units	ppm	ppm	ppm	ppm	ppm	ppm	ppm	ppm
Avg	**-.0019**	**.3513**	**-.0021**	**.0039**	**.0007**	**.0102**	**-.0003**	**-.0037**
Stddev	.0013	.0004	.0005	.0008	.0001	.0006	.0001	.0001
%RSD	68.91	.1167	24.34	20.30	17.77	5.555	35.67	3.850
#1	-.0014	.3513	-.0016	.0043	.0007	.0095	-.0004	-.0036
#2	-.0033	.3517	-.0026	.0045	.0008	.0104	-.0004	-.0037
#3	-.0009	.3509	-.0021	.0030	.0005	.0106	-.0002	-.0038

Zoom In Zoom Out

Sample Name: jd30006-3 Acquired: 8/19/2021 13:07:39 Type: Unk
Method: SGS NO VALVE3(v193) Mode: CONC Corr. Factor: 1.000000
User: admin Custom ID1: Custom ID2: Custom ID3:
Comment:

Int. Std.	In2306	Y_3600	Y_3710	Y_2243
Units	Cts/S	Cts/S	Cts/S	Cts/S
Avg	**4646.2**	**55484.**	**1458.9**	**1842.6**
Stddev	5.4	116.	5.8	1.7
%RSD	.11567	.20918	.39754	.09441
#1	4648.7	55601.	1460.8	1843.5
#2	4649.9	55368.	1452.4	1843.7
#3	4640.0	55483.	1463.6	1840.6

Zoom In Zoom Out

Sample Name: jd30006-4 Acquired: 8/19/2021 13:12:48 Type: Unk
Method: SGS NO VALVE3(v193) Mode: CONC Corr. Factor: 1.000000
User: admin Custom ID1: Custom ID2: Custom ID3:
Comment:

Elem	Ag3280	Al3961	As1890	B_2089	Ba4554	Be3130	Bi2230	Ca3179	Cd2288
Units	ppm	ppm	ppm	ppm	ppm	ppm	ppm	ppm	ppm
Avg	**.0004**	**.0467**	**.0019**	**.0568**	**.0528**	**-.0004**	**.0000**	**151.6**	**.0001**
Stddev	.0002	.0135	.0004	.0006	.0009	.0002	.0012	3.2	.0003
%RSD	42.85	28.95	21.89	1.073	1.773	37.04	19680.	2.083	241.9
#1	.0005	.0616	.0015	.0569	.0520	-.0006	.0012	149.9	-.0000
#2	.0002	.0352	.0017	.0573	.0538	-.0003	-.0013	155.2	.0005
#3	.0005	.0433	.0023	.0561	.0525	-.0004	.0001	149.6	-.0001

Elem	Ce4040	Co2286	Cr2677	Cu3247	Fe2599	K_7664	Li6707	Mg2790	Mn2576
Units	ppm	ppm	ppm	ppm	ppm	ppm	ppm	ppm	ppm
Avg	**.0112**	**.0000**	**.0010**	**.0012**	**.2596**	**2.812**	**.0043**	**15.12**	**1.446**
Stddev	.0014	.0001	.0003	.0002	.0102	.049	.0020	.29	.002
%RSD	12.32	233.6	35.62	16.02	3.937	1.757	46.22	1.929	.1252
#1	.0117	-.0000	.0006	.0014	.2696	2.821	.0033	15.16	1.448
#2	.0096	.0002	.0012	.0012	.2600	2.857	.0066	15.40	1.446
#3	.0122	-.0000	.0011	.0010	.2492	2.759	.0030	14.82	1.444

Elem	Mo2020	Na5895	Ni2316	P_1774	Pb2203	S_1820	Sb2068	Se1960	Si2124
Units	ppm	ppm	ppm	ppm	ppm	ppm	ppm	ppm	ppm
Avg	**.0005**	**27.92**	**.0008**	**.0081**	**-.0003**	**51.46**	**.0014**	**.0021**	**7.960**
Stddev	.0002	.62	.0001	.0012	.0014	.02	.0011	.0026	.009
%RSD	40.16	2.226	12.15	15.07	491.1	.0360	74.41	124.0	.1122
#1	.0007	27.56	.0008	.0080	-.0009	51.44	.0005	-.0009	7.953
#2	.0003	28.64	.0008	.0094	.0013	51.47	.0026	.0032	7.970
#3	.0005	27.56	.0007	.0070	-.0013	51.48	.0012	.0039	7.958

Elem	Sn1899	Sr4077	Ti3349	Tl1908	V_2924	W_2079	Zn2062	Zr3391
Units	ppm	ppm	ppm	ppm	ppm	ppm	ppm	ppm
Avg	**-.0017**	**.2726**	**-.0016**	**.0028**	**.0003**	**.0044**	**-.0000**	**-.0046**
Stddev	.0002	.0054	.0008	.0009	.0002	.0004	.0002	.0001
%RSD	10.44	1.987	48.53	32.92	58.59	9.720	943.4	2.656
#1	-.0016	.2701	-.0024	.0036	.0003	.0040	-.0001	-.0045
#2	-.0016	.2789	-.0014	.0028	.0004	.0044	-.0002	-.0047
#3	-.0019	.2690	-.0009	.0018	.0001	.0048	.0002	-.0047

Zoom In Zoom Out

Sample Name: jd30006-4 Acquired: 8/19/2021 13:12:48 Type: Unk
Method: SGS NO VALVE3(v193) Mode: CONC Corr. Factor: 1.000000
User: admin Custom ID1: Custom ID2: Custom ID3:
Comment:

Int. Std.	In2306	Y_3600	Y_3710	Y_2243
Units	Cts/S	Cts/S	Cts/S	Cts/S
Avg	**4784.7**	**55756.**	**1446.1**	**1870.1**
Stddev	6.4	109.	25.6	1.1
%RSD	.13313	.19609	1.7673	.06078
#1	4778.7	55832.	1459.2	1869.0
#2	4791.4	55631.	1416.6	1871.2
#3	4784.0	55805.	1462.4	1870.1

Zoom In Zoom Out

Sample Name: ccv Acquired: 8/19/2021 13:18:58 Type: QC
Method: SGS NO VALVE3(v193) Mode: CONC Corr. Factor: 1.000000
User: admin Custom ID1: Custom ID2: Custom ID3:
Comment:

Elem	Ag3280	Al3961	As1890	B_2089	Ba4554	Be3130	Bi2230	Ca3179	Cd2288
Units	ppm	ppm	ppm	ppm	ppm	ppm	ppm	ppm	ppm
Avg	**.2437**	**39.28**	**1.979**	**1.971**	**1.971**	**1.984**	**1.955**	**40.05**	**1.966**
Stddev	.0011	.06	.033	.026	.002	.003	.024	.03	.029
%RSD	.4313	.1464	1.649	1.304	.1149	.1618	1.238	.0736	1.468
#1	.2425	39.22	1.975	1.966	1.970	1.986	1.947	40.08	1.961
#2	.2445	39.29	1.948	1.948	1.970	1.985	1.937	40.02	1.940
#3	.2441	39.33	2.013	1.999	1.974	1.980	1.983	40.06	1.997
Check ?	Chk Pass	Chk Pass	Chk Pass	Chk Pass	Chk Pass	Chk Pass	Chk Pass	Chk Pass	Chk Pass
Value									
Range									

Elem	Ce4040	Co2286	Cr2677	Cu3247	Fe2599	K_7664	Li6707	Mg2790	Mn2576
Units	ppm	ppm	ppm	ppm	ppm	ppm	ppm	ppm	ppm
Avg	**1.911**	**2.017**	**1.978**	**1.937**	**40.02**	**38.85**	**1.863**	**39.93**	**2.015**
Stddev	.010	.027	.008	.006	.08	.04	.002	.10	.006
%RSD	.5202	1.351	.3860	.2928	.2049	.0926	.0901	.2516	.2864
#1	1.899	2.013	1.969	1.930	40.00	38.81	1.861	39.85	2.008
#2	1.918	1.991	1.982	1.941	39.96	38.86	1.863	39.90	2.019
#3	1.915	2.045	1.983	1.938	40.11	38.88	1.865	40.05	2.016
Check ?	Chk Pass	Chk Pass	Chk Pass	Chk Pass	Chk Pass	Chk Pass	Chk Pass	Chk Pass	Chk Pass
Value									
Range									

Elem	Mo2020	Na5895	Ni2316	P_1774	Pb2203	S_1820	Sb2068	Se1960	Si2124
Units	ppm	ppm	ppm	ppm	ppm	ppm	ppm	ppm	ppm
Avg	**2.000**	**38.74**	**2.043**	**1.992**	**2.037**	**1.929**	**1.975**	**1.955**	**4.884**
Stddev	.030	.07	.028	.032	.029	.024	.028	.034	.071
%RSD	1.501	.1696	1.361	1.594	1.399	1.248	1.398	1.757	1.458
#1	1.995	38.70	2.037	1.983	2.033	1.926	1.968	1.951	4.869
#2	1.972	38.71	2.019	1.965	2.011	1.906	1.951	1.924	4.821
#3	2.032	38.82	2.074	2.027	2.067	1.954	2.005	1.992	4.961
Check ?	Chk Pass	Chk Pass	Chk Pass	Chk Pass	Chk Pass	Chk Pass	Chk Pass	Chk Pass	Chk Pass
Value									
Range									

Zoom In Zoom Out

Sample Name: ccv Acquired: 8/19/2021 13:18:58 Type: QC
Method: SGS NO VALVE3(v193) Mode: CONC Corr. Factor: 1.000000
User: admin Custom ID1: Custom ID2: Custom ID3:
Comment:

Elem	Sn1899	Sr4077	Ti3349	Tl1908	V_2924	W_2079	Zn2062	Zr3391
Units	ppm	ppm	ppm	ppm	ppm	ppm	ppm	ppm
Avg	**2.011**	**1.982**	**2.006**	**2.033**	**1.966**	**2.000**	**1.992**	**1.990**
Stddev	.032	.002	.008	.024	.006	.030	.033	.006
%RSD	1.597	.0946	.3829	1.160	.2893	1.493	1.639	.3069
#1	2.003	1.981	1.998	2.036	1.960	1.997	1.988	1.984
#2	1.984	1.981	2.012	2.008	1.969	1.971	1.961	1.995
#3	2.047	1.984	2.010	2.055	1.970	2.031	2.026	1.992
Check ?	Chk Pass	Chk Pass	Chk Pass	Chk Pass	Chk Pass	Chk Pass	Chk Pass	Chk Pass
Value								
Range								

Int. Std.	In2306	Y_3600	Y_3710	Y_2243
Units	Cts/S	Cts/S	Cts/S	Cts/S
Avg	**4859.5**	**55567.**	**1471.9**	**1886.6**
Stddev	59.7	103.	6.7	27.5
%RSD	1.2280	.18599	.45523	1.4580
#1	4858.8	55682.	1469.4	1887.5
#2	4919.5	55535.	1479.6	1913.7
#3	4800.1	55483.	1466.9	1858.7

Zoom In Zoom Out

Sample Name: ccb Acquired: 8/19/2021 13:23:49 Type: QC
Method: SGS NO VALVE3(v193) Mode: CONC Corr. Factor: 1.000000
User: admin Custom ID1: Custom ID2: Custom ID3:
Comment:

Elem	Ag3280	Al3961	As1890	B_2089	Ba4554	Be3130	Bi2230	Ca3179	Cd2288
Units	ppm	ppm	ppm	ppm	ppm	ppm	ppm	ppm	ppm
Avg	**-.0003**	**.0040**	**.0014**	**.0021**	**-.0000**	**-.0003**	**.0024**	**.0023**	**-.0000**
Stddev	.0003	.0154	.0007	.0009	.0002	.0002	.0004	.0053	.0003
%RSD	95.28	388.7	47.86	41.74	2004.	89.69	17.87	229.5	664.4
#1	-.0003	-.0135	.0019	.0024	-.0001	-.0001	.0021	.0068	-.0003
#2	-.0000	.0159	.0018	.0027	.0002	-.0002	.0029	.0036	.0002
#3	-.0006	.0095	.0006	.0011	-.0001	-.0005	.0023	-.0035	-.0001
Check ?	Chk Pass	Chk Pass	Chk Pass	Chk Pass	Chk Pass	Chk Pass	Chk Pass	Chk Pass	Chk Pass
High Limit									
Low Limit									

Elem	Ce4040	Co2286	Cr2677	Cu3247	Fe2599	K_7664	Li6707	Mg2790	Mn2576
Units	ppm	ppm	ppm	ppm	ppm	ppm	ppm	ppm	ppm
Avg	**-.0026**	**-.0001**	**.0000**	**.0003**	**-.0076**	**.0031**	**.0019**	**-.0047**	**.0000**
Stddev	.0020	.0001	.0001	.0001	.0275	.0185	.0017	.0136	.0000
%RSD	75.44	132.2	334.5	26.47	362.4	597.1	88.98	289.6	17.24
#1	-.0046	-.0000	-.0000	.0004	-.0243	.0242	-.0000	-.0045	.0000
#2	-.0028	-.0002	.0002	.0003	.0242	-.0045	.0031	-.0184	.0001
#3	-.0006	.0000	-.0001	.0003	-.0227	-.0104	.0027	.0088	.0000
Check ?	None	Chk Pass	Chk Pass	Chk Pass	Chk Pass	Chk Pass	Chk Pass	Chk Pass	Chk Pass
High Limit									
Low Limit									

Elem	Mo2020	Na5895	Ni2316	P_1774	Pb2203	S_1820	Sb2068	Se1960	Si2124
Units	ppm	ppm	ppm	ppm	ppm	ppm	ppm	ppm	ppm
Avg	**.0005**	**.0131**	**-.0003**	**.0003**	**.0002**	**.0024**	**.0004**	**.0003**	**.0001**
Stddev	.0001	.0143	.0005	.0008	.0002	.0015	.0007	.0012	.0002
%RSD	16.39	109.4	181.8	255.2	116.9	62.29	200.0	382.0	135.4
#1	.0004	.0087	-.0007	-.0005	.0003	.0019	-.0003	-.0001	-.0000
#2	.0005	.0291	.0002	.0003	.0002	.0012	.0011	.0017	.0001
#3	.0005	.0015	-.0002	.0011	-.0001	.0041	.0003	-.0007	.0003
Check ?	Chk Pass	Chk Pass	Chk Pass	Chk Pass	Chk Pass	Chk Pass	Chk Pass	Chk Pass	Chk Pass
High Limit									
Low Limit									

Zoom In Zoom Out

Sample Name: ccb Acquired: 8/19/2021 13:23:49 Type: QC
Method: SGS NO VALVE3(v193) Mode: CONC Corr. Factor: 1.000000
User: admin Custom ID1: Custom ID2: Custom ID3:
Comment:

Elem	Sn1899	Sr4077	Ti3349	Tl1908	V_2924	W_2079	Zn2062	Zr3391
Units	ppm	ppm	ppm	ppm	ppm	ppm	ppm	ppm
Avg	**.0005**	**-.0001**	**-.0002**	F **.0048**	**-.0001**	**.0029**	**-.0016**	**.0001**
Stddev	.0004	.0003	.0003	.0010	.0003	.0010	.0002	.0003
%RSD	79.66	295.9	135.8	21.29	327.2	35.87	10.49	207.7
#1	.0000	-.0004	-.0004	.0059	.0002	.0040	-.0016	-.0002
#2	.0006	.0002	.0001	.0043	-.0004	.0028	-.0018	.0003
#3	.0007	-.0001	-.0005	.0041	-.0001	.0019	-.0015	.0002
Check ?	Chk Pass	Chk Pass	Chk Pass	Chk Fail	Chk Pass	Chk Pass	Chk Pass	Chk Pass
High Limit				.0020				
Low Limit				-.0020				

Int. Std.	In2306	Y_3600	Y_3710	Y_2243
Units	Cts/S	Cts/S	Cts/S	Cts/S
Avg	**5009.7**	**57498.**	**1480.3**	**1958.7**
Stddev	23.9	178.	7.8	12.6
%RSD	.47801	.30995	.52527	.64249
#1	4982.1	57292.	1486.3	1944.2
#2	5021.5	57613.	1471.5	1966.7
#3	5025.4	57587.	1483.1	1965.1

Zoom In Zoom Out

Sample Name: jd30006-5 Acquired: 8/19/2021 13:29:05 Type: Unk
Method: SGS NO VALVE3(v193) Mode: CONC Corr. Factor: 1.000000
User: admin Custom ID1: Custom ID2: Custom ID3:
Comment:

Elem	Ag3280	Al3961	As1890	B_2089	Ba4554	Be3130	Bi2230	Ca3179	Cd2288
Units	ppm	ppm	ppm	ppm	ppm	ppm	ppm	ppm	ppm
Avg	**.0009**	**.0559**	**.0007**	**.1158**	**.2266**	**-.0006**	**.0000**	F **242.2**	**-.0001**
Stddev	.0003	.0266	.0014	.0020	.0001	.0004	.0009	.7	.0000
%RSD	35.11	47.62	204.5	1.763	.0571	65.13	29520.	.2922	32.85
#1	.0011	.0646	.0013	.1157	.2266	-.0007	.0008	242.9	-.0001
#2	.0005	.0260	.0018	.1138	.2264	-.0009	-.0009	242.2	-.0001
#3	.0010	.0771	-.0009	.1179	.2266	-.0002	.0001	241.5	-.0002

Elem	Ce4040	Co2286	Cr2677	Cu3247	Fe2599	K_7664	Li6707	Mg2790	Mn2576
Units	ppm	ppm	ppm	ppm	ppm	ppm	ppm	ppm	ppm
Avg	**.0048**	**.0005**	**.0029**	**.0010**	**.0372**	**4.640**	**.0052**	**18.09**	**.0072**
Stddev	.0013	.0004	.0003	.0003	.0087	.035	.0005	.21	.0000
%RSD	27.82	78.47	8.948	26.62	23.29	.7557	9.079	1.157	.6573
#1	.0036	.0001	.0027	.0008	.0411	4.599	.0049	18.19	.0072
#2	.0045	.0009	.0028	.0010	.0431	4.663	.0050	18.23	.0073
#3	.0063	.0007	.0032	.0013	.0272	4.657	.0058	17.85	.0072

Elem	Mo2020	Na5895	Ni2316	P_1774	Pb2203	S_1820	Sb2068	Se1960	Si2124
Units	ppm	ppm	ppm	ppm	ppm	ppm	ppm	ppm	ppm
Avg	**.0007**	F **840.2**	**.0127**	**.0098**	**.0008**	**50.44**	**.0016**	**.0005**	**6.728**
Stddev	.0002	9.0	.0008	.0016	.0006	.49	.0016	.0024	.073
%RSD	33.65	1.071	6.106	16.35	80.11	.9767	101.3	495.0	1.092
#1	.0008	849.9	.0136	.0082	.0014	50.60	.0021	-.0022	6.744
#2	.0009	832.2	.0120	.0114	.0007	49.89	.0029	.0015	6.648
#3	.0005	838.4	.0126	.0100	.0002	50.84	-.0002	.0022	6.792

Elem	Sn1899	Sr4077	Ti3349	Tl1908	V_2924	W_2079	Zn2062	Zr3391
Units	ppm	ppm	ppm	ppm	ppm	ppm	ppm	ppm
Avg	**-.0023**	**.5826**	**-.0029**	**.0059**	**-.0003**	**.0029**	**.0078**	**-.0031**
Stddev	.0015	.0002	.0004	.0021	.0002	.0004	.0001	.0003
%RSD	62.56	.0370	13.16	35.01	48.41	15.03	1.137	8.359
#1	-.0011	.5824	-.0026	.0035	-.0003	.0024	.0079	-.0032
#2	-.0039	.5828	-.0033	.0069	-.0005	.0032	.0078	-.0028
#3	-.0020	.5824	-.0028	.0074	-.0002	.0031	.0077	-.0034

Zoom In Zoom Out

Sample Name: jd30006-5 Acquired: 8/19/2021 13:29:05 Type: Unk
Method: SGS NO VALVE3(v193) Mode: CONC Corr. Factor: 1.000000
User: admin Custom ID1: Custom ID2: Custom ID3:
Comment:

Int. Std.	In2306	Y_3600	Y_3710	Y_2243
Units	Cts/S	Cts/S	Cts/S	Cts/S
Avg	**4364.6**	**53808.**	**1418.5**	**1767.3**
Stddev	27.9	242.	7.1	13.5
%RSD	.63816	.44981	.50000	.76573
#1	4359.2	53784.	1411.2	1765.7
#2	4394.8	54062.	1418.9	1781.5
#3	4339.9	53580.	1425.3	1754.6

Zoom In Zoom Out

Sample Name: jd30006-6 Acquired: 8/19/2021 13:34:19 Type: Unk
Method: SGS NO VALVE3(v193) Mode: CONC Corr. Factor: 1.000000
User: admin Custom ID1: Custom ID2: Custom ID3:
Comment:

Elem	Ag3280	Al3961	As1890	B_2089	Ba4554	Be3130	Bi2230	Ca3179	Cd2288
Units	ppm	ppm	ppm	ppm	ppm	ppm	ppm	ppm	ppm
Avg	**.0004**	**.0556**	**.0009**	**.0284**	**.1067**	**-.0004**	**.0015**	**100.0**	**.0001**
Stddev	.0004	.0019	.0006	.0004	.0006	.0004	.0025	.4	.0001
%RSD	100.7	3.444	65.71	1.254	.5310	93.32	161.8	.4102	167.8
#1	.0000	.0576	.0010	.0284	.1067	-.0001	.0020	100.3	.0001
#2	.0004	.0552	.0002	.0280	.1072	-.0008	.0037	100.2	-.0000
#3	.0009	.0539	.0013	.0287	.1061	-.0003	-.0011	99.56	.0002

Elem	Ce4040	Co2286	Cr2677	Cu3247	Fe2599	K_7664	Li6707	Mg2790	Mn2576
Units	ppm	ppm	ppm	ppm	ppm	ppm	ppm	ppm	ppm
Avg	**.0088**	**-.0002**	**.0020**	**.0006**	**.0827**	**1.564**	**.0037**	**10.10**	**.0023**
Stddev	.0008	.0002	.0000	.0002	.0032	.043	.0006	.13	.0000
%RSD	9.530	91.79	1.331	27.42	3.841	2.732	16.57	1.275	2.114
#1	.0097	-.0003	.0020	.0005	.0863	1.582	.0040	10.15	.0023
#2	.0081	.0000	.0020	.0005	.0801	1.515	.0040	9.956	.0024
#3	.0087	-.0003	.0020	.0007	.0818	1.595	.0030	10.20	.0023

Elem	Mo2020	Na5895	Ni2316	P_1774	Pb2203	S_1820	Sb2068	Se1960	Si2124
Units	ppm	ppm	ppm	ppm	ppm	ppm	ppm	ppm	ppm
Avg	**.0004**	**22.26**	**.0017**	**.0199**	**.0002**	**23.79**	**.0011**	**.0001**	**7.611**
Stddev	.0002	.06	.0004	.0007	.0009	.00	.0006	.0011	.004
%RSD	62.78	.2913	25.52	3.302	387.2	.0152	51.30	1445.	.0560
#1	.0006	22.30	.0014	.0199	-.0000	23.79	.0013	-.0012	7.611
#2	.0004	22.28	.0016	.0192	-.0005	23.79	.0016	.0009	7.607
#3	.0001	22.18	.0022	.0205	.0012	23.80	.0005	.0006	7.615

Elem	Sn1899	Sr4077	Ti3349	Tl1908	V_2924	W_2079	Zn2062	Zr3391
Units	ppm	ppm	ppm	ppm	ppm	ppm	ppm	ppm
Avg	**-.0020**	**.2113**	**-.0014**	**.0026**	**.0002**	**.0027**	**-.0007**	**-.0042**
Stddev	.0008	.0004	.0002	.0013	.0002	.0008	.0002	.0001
%RSD	40.81	.1834	15.76	49.58	69.54	30.69	24.11	2.713
#1	-.0027	.2115	-.0014	.0016	.0002	.0031	-.0008	-.0043
#2	-.0011	.2114	-.0011	.0041	.0001	.0018	-.0007	-.0043
#3	-.0021	.2108	-.0016	.0021	.0004	.0033	-.0005	-.0041

Zoom In Zoom Out

Sample Name: jd30006-6 Acquired: 8/19/2021 13:34:19 Type: Unk
Method: SGS NO VALVE3(v193) Mode: CONC Corr. Factor: 1.000000
User: admin Custom ID1: Custom ID2: Custom ID3:
Comment:

Int. Std.	In2306	Y_3600	Y_3710	Y_2243
Units	Cts/S	Cts/S	Cts/S	Cts/S
Avg	**4860.0**	**56527.**	**1471.2**	**1898.9**
Stddev	6.3	156.	8.7	2.2
%RSD	.12991	.27673	.58910	.11651
#1	4863.8	56397.	1471.2	1901.2
#2	4852.7	56701.	1462.6	1896.8
#3	4863.5	56482.	1479.9	1898.6

Zoom In Zoom Out

Sample Name: jd30006-7 Acquired: 8/19/2021 13:39:27 Type: Unk
Method: SGS NO VALVE3(v193) Mode: CONC Corr. Factor: 1.000000
User: admin Custom ID1: Custom ID2: Custom ID3:
Comment:

Elem	Ag3280	Al3961	As1890	B_2089	Ba4554	Be3130	Bi2230	Ca3179	Cd2288
Units	ppm	ppm	ppm	ppm	ppm	ppm	ppm	ppm	ppm
Avg	**.0004**	**.0732**	**.0010**	**.0634**	**.0331**	**.0000**	**-.0004**	**72.28**	**-.0000**
Stddev	.0002	.0223	.0007	.0012	.0005	.0001	.0017	.16	.0002
%RSD	55.08	30.48	67.77	1.865	1.376	1397.	449.4	.2151	316.3
#1	.0005	.0516	.0002	.0644	.0336	.0001	.0013	72.12	.0001
#2	.0006	.0718	.0014	.0621	.0326	-.0000	-.0022	72.42	-.0002
#3	.0002	.0962	.0014	.0636	.0332	-.0000	-.0002	72.31	-.0000

Elem	Ce4040	Co2286	Cr2677	Cu3247	Fe2599	K_7664	Li6707	Mg2790	Mn2576
Units	ppm	ppm	ppm	ppm	ppm	ppm	ppm	ppm	ppm
Avg	**.0075**	**.0006**	**.0014**	**.0035**	**.0276**	**6.212**	**.0070**	**5.001**	**1.515**
Stddev	.0033	.0003	.0002	.0003	.0089	.075	.0007	.097	.006
%RSD	43.34	46.27	16.25	7.531	32.12	1.209	10.58	1.932	.3819
#1	.0105	.0006	.0012	.0032	.0365	6.134	.0075	5.088	1.521
#2	.0082	.0004	.0016	.0037	.0187	6.218	.0073	5.017	1.515
#3	.0040	.0009	.0013	.0035	.0277	6.284	.0061	4.897	1.509

Elem	Mo2020	Na5895	Ni2316	P_1774	Pb2203	S_1820	Sb2068	Se1960	Si2124
Units	ppm	ppm	ppm	ppm	ppm	ppm	ppm	ppm	ppm
Avg	**.0015**	F **211.9**	**.0025**	**.0207**	**.0003**	**59.94**	**.0014**	**.0010**	**8.021**
Stddev	.0003	.6	.0006	.0005	.0015	.07	.0013	.0015	.010
%RSD	21.26	.2882	22.90	2.547	422.9	.1228	91.67	139.8	.1286
#1	.0011	211.2	.0022	.0202	.0002	60.01	.0024	.0027	8.031
#2	.0016	212.3	.0021	.0212	-.0010	59.95	-.0000	.0006	8.021
#3	.0017	212.3	.0032	.0205	.0019	59.86	.0018	-.0001	8.010

Elem	Sn1899	Sr4077	Ti3349	Tl1908	V_2924	W_2079	Zn2062	Zr3391
Units	ppm	ppm	ppm	ppm	ppm	ppm	ppm	ppm
Avg	**-.0026**	**.1439**	**-.0007**	**.0040**	**.0006**	**.0024**	**.0010**	**-.0043**
Stddev	.0010	.0007	.0008	.0028	.0001	.0002	.0001	.0001
%RSD	37.37	.4958	104.9	69.24	17.60	9.136	9.866	2.756
#1	-.0031	.1432	.0000	.0049	.0006	.0026	.0009	-.0043
#2	-.0015	.1446	-.0007	.0009	.0005	.0022	.0011	-.0043
#3	-.0031	.1441	-.0015	.0062	.0007	.0025	.0011	-.0045

Zoom In Zoom Out

Sample Name: jd30006-7 Acquired: 8/19/2021 13:39:27 Type: Unk
Method: SGS NO VALVE3(v193) Mode: CONC Corr. Factor: 1.000000
User: admin Custom ID1: Custom ID2: Custom ID3:
Comment:

Int. Std.	In2306	Y_3600	Y_3710	Y_2243
Units	Cts/S	Cts/S	Cts/S	Cts/S
Avg	**4727.9**	**56471.**	**1469.5**	**1880.7**
Stddev	2.2	228.	2.1	1.6
%RSD	.04557	.40375	.14421	.08405
#1	4725.5	56216.	1469.1	1879.7
#2	4729.6	56544.	1467.7	1879.8
#3	4728.5	56654.	1471.8	1882.5

Zoom In Zoom Out

Sample Name: jd30006-8 Acquired: 8/19/2021 13:44:34 Type: Unk
Method: SGS NO VALVE3(v193) Mode: CONC Corr. Factor: 1.000000
User: admin Custom ID1: Custom ID2: Custom ID3:
Comment:

Elem	Ag3280	Al3961	As1890	B_2089	Ba4554	Be3130	Bi2230	Ca3179	Cd2288
Units	ppm	ppm	ppm	ppm	ppm	ppm	ppm	ppm	ppm
Avg	**.0008**	**.0683**	**.0030**	**.1031**	**.0536**	**-.0004**	**-.0008**	**137.0**	**.0000**
Stddev	.0002	.0128	.0009	.0006	.0011	.0001	.0005	3.5	.0002
%RSD	21.11	18.79	29.83	.5727	2.066	12.79	61.26	2.546	641.1
#1	.0008	.0719	.0020	.1028	.0530	-.0005	-.0013	135.1	.0000
#2	.0009	.0541	.0033	.1028	.0530	-.0004	-.0003	134.9	.0002
#3	.0006	.0790	.0038	.1038	.0549	-.0004	-.0009	141.1	-.0002

Elem	Ce4040	Co2286	Cr2677	Cu3247	Fe2599	K_7664	Li6707	Mg2790	Mn2576
Units	ppm	ppm	ppm	ppm	ppm	ppm	ppm	ppm	ppm
Avg	**.0136**	**.0009**	**.0022**	**.0020**	**.0223**	**12.71**	**.0070**	**14.24**	**4.683**
Stddev	.0031	.0001	.0002	.0001	.0015	.29	.0003	.33	.017
%RSD	22.58	8.521	7.254	3.471	6.840	2.249	3.685	2.308	.3516
#1	.0166	.0008	.0022	.0020	.0211	12.55	.0073	14.03	4.696
#2	.0137	.0009	.0023	.0020	.0240	12.53	.0070	14.07	4.664
#3	.0105	.0010	.0020	.0021	.0217	13.04	.0068	14.62	4.688

Elem	Mo2020	Na5895	Ni2316	P_1774	Pb2203	S_1820	Sb2068	Se1960	Si2124
Units	ppm	ppm	ppm	ppm	ppm	ppm	ppm	ppm	ppm
Avg	**.0007**	F **408.0**	**.0014**	**.0575**	**.0014**	**55.82**	**.0027**	**.0008**	**8.272**
Stddev	.0002	10.2	.0005	.0019	.0015	.03	.0008	.0011	.007
%RSD	21.96	2.490	37.54	3.224	105.3	.0499	31.36	137.2	.0797
#1	.0008	402.5	.0019	.0576	.0008	55.85	.0022	.0011	8.280
#2	.0005	401.8	.0010	.0593	.0003	55.82	.0037	.0017	8.268
#3	.0008	419.7	.0011	.0556	.0031	55.79	.0022	-.0004	8.269

Elem	Sn1899	Sr4077	Ti3349	Tl1908	V_2924	W_2079	Zn2062	Zr3391
Units	ppm	ppm	ppm	ppm	ppm	ppm	ppm	ppm
Avg	**-.0022**	**.4255**	**-.0016**	**.0056**	**.0013**	**.0021**	**.0019**	**-.0050**
Stddev	.0002	.0104	.0001	.0010	.0004	.0012	.0001	.0001
%RSD	10.74	2.445	4.364	17.29	30.89	54.86	4.784	2.548
#1	-.0020	.4204	-.0016	.0045	.0017	.0012	.0018	-.0051
#2	-.0023	.4186	-.0016	.0060	.0014	.0018	.0019	-.0051
#3	-.0024	.4375	-.0015	.0064	.0009	.0034	.0020	-.0049

Zoom In Zoom Out

Sample Name: jd30006-8 Acquired: 8/19/2021 13:44:34 Type: Unk
Method: SGS NO VALVE3(v193) Mode: CONC Corr. Factor: 1.000000
User: admin Custom ID1: Custom ID2: Custom ID3:
Comment:

Int. Std.	In2306	Y_3600	Y_3710	Y_2243
Units	Cts/S	Cts/S	Cts/S	Cts/S
Avg	**4569.8**	**55345.**	**1434.7**	**1824.7**
Stddev	11.6	84.	31.6	3.9
%RSD	.25394	.15198	2.1997	.21207
#1	4563.0	55260.	1453.2	1821.9
#2	4563.3	55428.	1452.5	1823.1
#3	4583.2	55349.	1398.2	1829.2

Zoom In Zoom Out

Sample Name: jd30006-4f Acquired: 8/19/2021 13:49:49 Type: Unk
Method: SGS NO VALVE3(v193) Mode: CONC Corr. Factor: 1.000000
User: admin Custom ID1: Custom ID2: Custom ID3:
Comment:

Elem	Ag3280	Al3961	As1890	B_2089	Ba4554	Be3130	Bi2230	Ca3179	Cd2288
Units	ppm	ppm	ppm	ppm	ppm	ppm	ppm	ppm	ppm
Avg	**.0004**	**.0689**	**.0016**	**.0542**	**.0491**	**-.0006**	**-.0012**	**144.5**	**.0001**
Stddev	.0003	.0270	.0003	.0011	.0002	.0002	.0013	.3	.0003
%RSD	70.39	39.26	18.21	2.101	.4972	36.22	106.7	.1739	310.0
#1	.0007	.0644	.0018	.0552	.0491	-.0004	-.0026	144.2	.0004
#2	.0005	.0979	.0013	.0545	.0493	-.0008	-.0010	144.7	.0001
#3	.0001	.0444	.0018	.0530	.0488	-.0004	-.0000	144.7	-.0002

Elem	Ce4040	Co2286	Cr2677	Cu3247	Fe2599	K_7664	Li6707	Mg2790	Mn2576
Units	ppm	ppm	ppm	ppm	ppm	ppm	ppm	ppm	ppm
Avg	**.0108**	**.0002**	**.0004**	**.0006**	**.0078**	**2.707**	**.0042**	**14.58**	**1.338**
Stddev	.0035	.0001	.0000	.0001	.0232	.050	.0000	.08	.004
%RSD	32.21	49.39	11.13	26.54	296.5	1.856	1.154	.5391	.2591
#1	.0083	.0001	.0004	.0004	.0203	2.662	.0041	14.59	1.341
#2	.0148	.0003	.0003	.0006	-.0189	2.761	.0042	14.49	1.338
#3	.0093	.0001	.0004	.0007	.0221	2.699	.0042	14.64	1.334

Elem	Mo2020	Na5895	Ni2316	P_1774	Pb2203	S_1820	Sb2068	Se1960	Si2124
Units	ppm	ppm	ppm	ppm	ppm	ppm	ppm	ppm	ppm
Avg	**.0006**	**25.78**	**.0010**	**.0048**	**-.0006**	**49.63**	**.0011**	**.0026**	**7.605**
Stddev	.0001	.08	.0003	.0006	.0003	.34	.0012	.0013	.055
%RSD	10.69	.2983	36.25	12.96	50.36	.6913	106.5	51.72	.7221
#1	.0007	25.70	.0014	.0052	-.0003	49.79	.0024	.0029	7.629
#2	.0006	25.85	.0008	.0041	-.0006	49.85	.0002	.0037	7.643
#3	.0005	25.79	.0007	.0052	-.0009	49.23	.0007	.0011	7.542

Elem	Sn1899	Sr4077	Ti3349	Tl1908	V_2924	W_2079	Zn2062	Zr3391
Units	ppm	ppm	ppm	ppm	ppm	ppm	ppm	ppm
Avg	**-.0022**	**.2601**	**-.0017**	**.0047**	**.0000**	**.0025**	**.0005**	**-.0044**
Stddev	.0012	.0002	.0001	.0021	.0004	.0003	.0001	.0001
%RSD	54.93	.0860	5.806	45.47	1097.	11.52	13.31	3.078
#1	-.0036	.2600	-.0018	.0024	-.0004	.0022	.0004	-.0042
#2	-.0013	.2604	-.0016	.0067	.0003	.0025	.0005	-.0045
#3	-.0017	.2600	-.0016	.0050	.0003	.0028	.0005	-.0043

Zoom In Zoom Out

Sample Name: jd30006-4f Acquired: 8/19/2021 13:49:49 Type: Unk
Method: SGS NO VALVE3(v193) Mode: CONC Corr. Factor: 1.000000
User: admin Custom ID1: Custom ID2: Custom ID3:
Comment:

Int. Std.	In2306	Y_3600	Y_3710	Y_2243
Units	Cts/S	Cts/S	Cts/S	Cts/S
Avg	**4820.4**	**56558.**	**1478.3**	**1887.7**
Stddev	19.0	347.	11.0	11.0
%RSD	.39412	.61363	.74698	.58163
#1	4809.9	56171.	1488.7	1881.8
#2	4809.0	56664.	1479.4	1881.0
#3	4842.3	56840.	1466.7	1900.4

Zoom In Zoom Out

Sample Name: jd30006-5f Acquired: 8/19/2021 13:54:55 Type: Unk
Method: SGS NO VALVE3(v193) Mode: CONC Corr. Factor: 1.000000
User: admin Custom ID1: Custom ID2: Custom ID3:
Comment:

Elem	Ag3280	Al3961	As1890	B_2089	Ba4554	Be3130	Bi2230	Ca3179	Cd2288
Units	ppm	ppm	ppm	ppm	ppm	ppm	ppm	ppm	ppm
Avg	**.0010**	**.0434**	**.0014**	**.1182**	**.2275**	**-.0005**	**-.0015**	F **241.1**	**-.0000**
Stddev	.0002	.0215	.0008	.0005	.0006	.0002	.0022	.2	.0001
%RSD	22.03	49.60	53.07	.4356	.2637	29.62	150.3	.0848	7233.
#1	.0008	.0409	.0015	.1188	.2268	-.0004	-.0030	241.1	.0001
#2	.0011	.0661	.0006	.1179	.2280	-.0007	.0011	240.9	-.0000
#3	.0012	.0233	.0021	.1180	.2277	-.0005	-.0026	241.3	-.0000

Elem	Ce4040	Co2286	Cr2677	Cu3247	Fe2599	K_7664	Li6707	Mg2790	Mn2576
Units	ppm	ppm	ppm	ppm	ppm	ppm	ppm	ppm	ppm
Avg	**.0081**	**.0000**	**.0013**	**.0031**	**.0222**	**4.663**	**.0075**	**17.80**	**.0073**
Stddev	.0054	.0004	.0005	.0001	.0153	.074	.0009	.11	.0001
%RSD	66.43	2588.	37.05	2.740	69.17	1.584	12.32	.6179	1.051
#1	.0022	.0005	.0016	.0030	.0220	4.578	.0077	17.89	.0072
#2	.0095	-.0003	.0015	.0032	.0069	4.701	.0065	17.68	.0073
#3	.0127	-.0001	.0007	.0030	.0376	4.710	.0083	17.82	.0074

Elem	Mo2020	Na5895	Ni2316	P_1774	Pb2203	S_1820	Sb2068	Se1960	Si2124
Units	ppm	ppm	ppm	ppm	ppm	ppm	ppm	ppm	ppm
Avg	**.0004**	F **840.5**	**.0126**	**.0086**	**.0001**	**50.99**	**.0011**	**.0013**	**6.781**
Stddev	.0002	7.9	.0003	.0005	.0006	.09	.0013	.0024	.013
%RSD	39.50	.9386	2.398	6.361	473.4	.1767	115.0	176.2	.1869
#1	.0005	845.1	.0129	.0087	.0001	50.96	.0016	.0039	6.775
#2	.0002	831.4	.0126	.0091	-.0004	50.93	-.0003	.0008	6.772
#3	.0006	845.0	.0123	.0080	.0007	51.10	.0020	-.0007	6.795

Elem	Sn1899	Sr4077	Ti3349	Tl1908	V_2924	W_2079	Zn2062	Zr3391
Units	ppm	ppm	ppm	ppm	ppm	ppm	ppm	ppm
Avg	**-.0020**	**.5871**	**-.0028**	**.0046**	**-.0001**	**.0019**	**.0025**	**-.0037**
Stddev	.0007	.0012	.0005	.0021	.0003	.0012	.0001	.0001
%RSD	36.12	.2105	17.89	46.38	623.2	62.72	3.294	4.001
#1	-.0025	.5884	-.0033	.0023	.0003	.0032	.0026	-.0037
#2	-.0012	.5860	-.0023	.0050	-.0002	.0018	.0026	-.0036
#3	-.0022	.5868	-.0027	.0065	-.0003	.0008	.0024	-.0039

Zoom In Zoom Out

Sample Name: jd30006-5f Acquired: 8/19/2021 13:54:55 Type: Unk
Method: SGS NO VALVE3(v193) Mode: CONC Corr. Factor: 1.000000
User: admin Custom ID1: Custom ID2: Custom ID3:
Comment:

Int. Std.	In2306	Y_3600	Y_3710	Y_2243
Units	Cts/S	Cts/S	Cts/S	Cts/S
Avg	**4371.9**	**53816.**	**1434.8**	**1765.8**
Stddev	10.1	134.	2.0	4.9
%RSD	.23167	.24850	.14126	.27762
#1	4367.9	53835.	1434.8	1765.8
#2	4383.4	53674.	1436.8	1770.8
#3	4364.3	53939.	1432.8	1761.0

Zoom In Zoom Out

Sample Name: jd30006-6f Acquired: 8/19/2021 14:00:11 Type: Unk
Method: SGS NO VALVE3(v193) Mode: CONC Corr. Factor: 1.000000
User: admin Custom ID1: Custom ID2: Custom ID3:
Comment:

Elem	Ag3280	Al3961	As1890	B_2089	Ba4554	Be3130	Bi2230	Ca3179	Cd2288
Units	ppm	ppm	ppm	ppm	ppm	ppm	ppm	ppm	ppm
Avg	**.0001**	**.0142**	**.0009**	**.0277**	**.1049**	**-.0003**	**-.0004**	**99.28**	**.0002**
Stddev	.0002	.0064	.0006	.0005	.0002	.0000	.0006	.04	.0001
%RSD	271.6	45.37	72.03	1.976	.1495	5.509	144.4	.0444	73.46
#1	.0004	.0204	.0015	.0271	.1048	-.0003	-.0004	99.34	.0001
#2	-.0000	.0146	.0009	.0282	.1049	-.0003	.0002	99.27	.0003
#3	-.0001	.0075	.0002	.0279	.1051	-.0003	-.0009	99.25	.0001

Elem	Ce4040	Co2286	Cr2677	Cu3247	Fe2599	K_7664	Li6707	Mg2790	Mn2576
Units	ppm	ppm	ppm	ppm	ppm	ppm	ppm	ppm	ppm
Avg	**.0058**	**-.0002**	**.0001**	**.0006**	**.0111**	**1.546**	**.0053**	**9.916**	**.0010**
Stddev	.0043	.0003	.0004	.0002	.0139	.063	.0006	.014	.0000
%RSD	73.41	134.6	410.8	34.92	125.1	4.052	11.74	.1453	3.384
#1	.0088	.0001	-.0001	.0004	-.0034	1.517	.0059	9.925	.0010
#2	.0009	-.0002	-.0002	.0006	.0124	1.618	.0047	9.924	.0010
#3	.0077	-.0004	.0005	.0008	.0243	1.502	.0053	9.899	.0009

Elem	Mo2020	Na5895	Ni2316	P_1774	Pb2203	S_1820	Sb2068	Se1960	Si2124
Units	ppm	ppm	ppm	ppm	ppm	ppm	ppm	ppm	ppm
Avg	**.0003**	**21.60**	**.0006**	**.0190**	**-.0005**	**23.62**	**.0009**	**.0020**	**7.514**
Stddev	.0001	.05	.0003	.0003	.0013	.37	.0005	.0004	.114
%RSD	20.52	.2142	53.47	1.835	253.7	1.555	63.24	18.34	1.512
#1	.0002	21.65	.0006	.0193	-.0013	23.35	.0015	.0018	7.425
#2	.0003	21.59	.0010	.0186	.0010	24.04	.0004	.0018	7.642
#3	.0004	21.56	.0003	.0189	-.0011	23.48	.0007	.0024	7.475

Elem	Sn1899	Sr4077	Ti3349	Tl1908	V_2924	W_2079	Zn2062	Zr3391
Units	ppm	ppm	ppm	ppm	ppm	ppm	ppm	ppm
Avg	**-.0025**	**.2095**	**-.0016**	**.0023**	**.0003**	**.0019**	**.0037**	**-.0046**
Stddev	.0003	.0004	.0003	.0012	.0002	.0006	.0001	.0000
%RSD	10.91	.1738	18.20	53.55	56.87	34.22	2.162	.6501
#1	-.0024	.2091	-.0017	.0025	.0005	.0012	.0037	-.0045
#2	-.0023	.2098	-.0013	.0035	.0003	.0024	.0038	-.0046
#3	-.0028	.2096	-.0018	.0010	.0001	.0020	.0038	-.0046

Zoom In Zoom Out

Sample Name: jd30006-6f Acquired: 8/19/2021 14:00:11 Type: Unk
Method: SGS NO VALVE3(v193) Mode: CONC Corr. Factor: 1.000000
User: admin Custom ID1: Custom ID2: Custom ID3:
Comment:

Int. Std.	In2306	Y_3600	Y_3710	Y_2243
Units	Cts/S	Cts/S	Cts/S	Cts/S
Avg	**4813.5**	**56895.**	**1470.7**	**1879.7**
Stddev	63.2	63.	5.6	26.8
%RSD	1.3133	.11085	.37816	1.4266
#1	4858.1	56831.	1465.5	1899.0
#2	4741.1	56958.	1476.6	1849.1
#3	4841.2	56897.	1470.1	1890.9

Zoom In Zoom Out

Sample Name: jd30006-7f Acquired: 8/19/2021 14:05:19 Type: Unk
Method: SGS NO VALVE3(v193) Mode: CONC Corr. Factor: 1.000000
User: admin Custom ID1: Custom ID2: Custom ID3:
Comment:

Elem	Ag3280	Al3961	As1890	B_2089	Ba4554	Be3130	Bi2230	Ca3179	Cd2288
Units	ppm	ppm	ppm	ppm	ppm	ppm	ppm	ppm	ppm
Avg	**-.0001**	**.0200**	**.0022**	**.0644**	**.0291**	**-.0004**	**.0008**	**73.64**	**.0001**
Stddev	.0003	.0279	.0019	.0010	.0003	.0002	.0009	.07	.0003
%RSD	605.7	139.3	88.65	1.480	1.172	46.14	114.5	.0926	386.5
#1	-.0002	.0454	.0037	.0640	.0292	-.0006	.0011	73.70	-.0003
#2	-.0003	-.0099	.0000	.0655	.0294	-.0004	-.0002	73.66	.0002
#3	.0003	.0246	.0028	.0638	.0287	-.0002	.0015	73.57	.0003

Elem	Ce4040	Co2286	Cr2677	Cu3247	Fe2599	K_7664	Li6707	Mg2790	Mn2576
Units	ppm	ppm	ppm	ppm	ppm	ppm	ppm	ppm	ppm
Avg	**.0106**	**.0003**	**.0005**	**.0034**	**.0176**	**6.292**	**.0064**	**5.056**	**1.422**
Stddev	.0014	.0003	.0003	.0004	.0224	.042	.0026	.081	.003
%RSD	13.38	82.02	60.81	11.54	127.4	.6705	40.65	1.593	.2314
#1	.0123	.0003	.0008	.0030	-.0033	6.249	.0046	5.147	1.420
#2	.0099	.0006	.0003	.0034	.0412	6.333	.0093	5.030	1.426
#3	.0097	.0001	.0004	.0038	.0149	6.294	.0052	4.992	1.420

Elem	Mo2020	Na5895	Ni2316	P_1774	Pb2203	S_1820	Sb2068	Se1960	Si2124
Units	ppm	ppm	ppm	ppm	ppm	ppm	ppm	ppm	ppm
Avg	**.0014**	F **215.3**	**.0024**	**.0187**	**.0002**	**61.37**	**.0018**	**.0008**	**8.111**
Stddev	.0002	.2	.0003	.0006	.0008	.04	.0009	.0009	.012
%RSD	15.62	.1138	13.37	3.392	525.7	.0696	51.57	109.3	.1531
#1	.0012	215.4	.0028	.0180	-.0005	61.36	.0027	.0018	8.108
#2	.0017	215.5	.0023	.0192	.0010	61.42	.0008	.0007	8.124
#3	.0014	215.1	.0022	.0189	-.0001	61.34	.0019	-.0000	8.100

Elem	Sn1899	Sr4077	Ti3349	Tl1908	V_2924	W_2079	Zn2062	Zr3391
Units	ppm	ppm	ppm	ppm	ppm	ppm	ppm	ppm
Avg	**-.0028**	**.1464**	**-.0012**	**.0039**	**.0006**	**.0012**	**.0058**	**-.0048**
Stddev	.0009	.0003	.0002	.0017	.0002	.0005	.0001	.0001
%RSD	32.91	.1724	20.47	42.28	39.31	41.20	1.752	2.539
#1	-.0038	.1466	-.0012	.0040	.0008	.0014	.0059	-.0047
#2	-.0020	.1461	-.0015	.0055	.0007	.0007	.0057	-.0048
#3	-.0026	.1465	-.0010	.0022	.0003	.0017	.0058	-.0049

Zoom In Zoom Out

Sample Name: jd30006-7f Acquired: 8/19/2021 14:05:19 Type: Unk
Method: SGS NO VALVE3(v193) Mode: CONC Corr. Factor: 1.000000
User: admin Custom ID1: Custom ID2: Custom ID3:
Comment:

Int. Std.	In2306	Y_3600	Y_3710	Y_2243
Units	Cts/S	Cts/S	Cts/S	Cts/S
Avg	**4709.8**	**56474.**	**1465.7**	**1879.2**
Stddev	1.5	75.	6.2	3.1
%RSD	.03259	.13354	.42223	.16256
#1	4709.4	56559.	1466.8	1878.9
#2	4711.5	56414.	1459.0	1882.4
#3	4708.5	56450.	1471.3	1876.3

Zoom In Zoom Out

Sample Name: jd30006-8f Acquired: 8/19/2021 14:10:28 Type: Unk
Method: SGS NO VALVE3(v193) Mode: CONC Corr. Factor: 1.000000
User: admin Custom ID1: Custom ID2: Custom ID3:
Comment:

Elem	Ag3280	Al3961	As1890	B_2089	Ba4554	Be3130	Bi2230	Ca3179	Cd2288
Units	ppm	ppm	ppm	ppm	ppm	ppm	ppm	ppm	ppm
Avg	**.0007**	**.0469**	**.0025**	**.1028**	**.0508**	**-.0004**	**-.0000**	**134.5**	**.0002**
Stddev	.0001	.0315	.0004	.0009	.0003	.0001	.0012	.0	.0002
%RSD	22.04	67.10	15.28	.8554	.5286	29.27	3140.	.0124	123.6
#1	.0006	.0274	.0022	.1020	.0509	-.0005	-.0007	134.5	.0003
#2	.0008	.0300	.0029	.1037	.0510	-.0005	.0014	134.6	.0003
#3	.0006	.0832	.0024	.1025	.0505	-.0003	-.0007	134.5	-.0001

Elem	Ce4040	Co2286	Cr2677	Cu3247	Fe2599	K_7664	Li6707	Mg2790	Mn2576
Units	ppm	ppm	ppm	ppm	ppm	ppm	ppm	ppm	ppm
Avg	**.0154**	**.0007**	**.0036**	**.0020**	**.0210**	**12.42**	**.0055**	**14.12**	**4.662**
Stddev	.0032	.0001	.0002	.0004	.0136	.03	.0020	.05	.009
%RSD	20.85	19.31	4.350	18.51	64.57	.2033	35.60	.3869	.1928
#1	.0140	.0009	.0038	.0016	.0054	12.43	.0053	14.16	4.654
#2	.0131	.0007	.0037	.0024	.0295	12.39	.0037	14.14	4.672
#3	.0191	.0006	.0035	.0020	.0281	12.44	.0076	14.06	4.659

Elem	Mo2020	Na5895	Ni2316	P_1774	Pb2203	S_1820	Sb2068	Se1960	Si2124
Units	ppm	ppm	ppm	ppm	ppm	ppm	ppm	ppm	ppm
Avg	**.0005**	F **399.6**	**.0017**	**.0470**	**.0001**	**55.58**	**.0032**	**.0013**	**8.233**
Stddev	.0001	.4	.0005	.0003	.0012	.12	.0016	.0024	.023
%RSD	21.38	.1125	32.09	.6476	1045.	.2150	51.81	182.8	.2823
#1	.0005	399.7	.0011	.0472	-.0010	55.44	.0050	.0026	8.207
#2	.0004	399.1	.0018	.0472	-.0001	55.66	.0026	-.0014	8.242
#3	.0005	400.0	.0021	.0467	.0014	55.64	.0019	.0027	8.251

Elem	Sn1899	Sr4077	Ti3349	Tl1908	V_2924	W_2079	Zn2062	Zr3391
Units	ppm	ppm	ppm	ppm	ppm	ppm	ppm	ppm
Avg	**-.0026**	**.4169**	**-.0013**	**.0073**	**.0012**	**.0009**	**.0144**	**-.0053**
Stddev	.0006	.0011	.0003	.0006	.0001	.0012	.0001	.0002
%RSD	21.15	.2537	23.70	8.913	8.970	132.7	.3617	2.883
#1	-.0032	.4181	-.0016	.0073	.0013	-.0002	.0143	-.0054
#2	-.0026	.4160	-.0011	.0066	.0011	.0007	.0144	-.0051
#3	-.0021	.4166	-.0011	.0079	.0012	.0022	.0144	-.0054

Zoom In Zoom Out

Sample Name: jd30006-8f Acquired: 8/19/2021 14:10:28 Type: Unk
Method: SGS NO VALVE3(v193) Mode: CONC Corr. Factor: 1.000000
User: admin Custom ID1: Custom ID2: Custom ID3:
Comment:

Int. Std.	In2306	Y_3600	Y_3710	Y_2243
Units	Cts/S	Cts/S	Cts/S	Cts/S
Avg	**4571.4**	**55444.**	**1444.7**	**1828.2**
Stddev	3.7	61.	9.4	2.7
%RSD	.08133	.11035	.64749	.14709
#1	4575.2	55383.	1454.9	1830.6
#2	4567.8	55505.	1436.4	1825.3
#3	4571.0	55445.	1442.8	1828.9

Zoom In Zoom Out

Sample Name: ccv Acquired: 8/19/2021 14:16:46 Type: QC
Method: SGS NO VALVE3(v193) Mode: CONC Corr. Factor: 1.000000
User: admin Custom ID1: Custom ID2: Custom ID3:
Comment:

Elem	Ag3280	Al3961	As1890	B_2089	Ba4554	Be3130	Bi2230	Ca3179	Cd2288
Units	ppm	ppm	ppm	ppm	ppm	ppm	ppm	ppm	ppm
Avg	**.2410**	**38.99**	**1.970**	**1.968**	**1.952**	**1.961**	**1.945**	**39.72**	**1.968**
Stddev	.0004	.06	.028	.026	.003	.006	.024	.06	.028
%RSD	.1856	.1610	1.411	1.339	.1764	.3233	1.228	.1561	1.400
#1	.2415	39.04	2.002	1.998	1.953	1.963	1.973	39.79	2.000
#2	.2410	38.92	1.953	1.954	1.948	1.954	1.934	39.66	1.951
#3	.2406	39.01	1.954	1.952	1.955	1.966	1.929	39.71	1.952
Check ?	Chk Pass	Chk Pass	Chk Pass	Chk Pass	Chk Pass	Chk Pass	Chk Pass	Chk Pass	Chk Pass
Value									
Range									

Elem	Ce4040	Co2286	Cr2677	Cu3247	Fe2599	K_7664	Li6707	Mg2790	Mn2576
Units	ppm	ppm	ppm	ppm	ppm	ppm	ppm	ppm	ppm
Avg	**1.886**	**2.012**	**1.969**	**1.914**	**39.75**	**38.54**	**1.840**	**39.58**	**1.999**
Stddev	.002	.024	.004	.002	.14	.10	.003	.26	.004
%RSD	.1094	1.169	.1875	.0816	.3480	.2649	.1652	.6564	.2156
#1	1.885	2.039	1.970	1.915	39.90	38.66	1.841	39.61	1.999
#2	1.888	1.999	1.972	1.916	39.63	38.47	1.837	39.31	2.002
#3	1.884	1.997	1.965	1.913	39.72	38.50	1.843	39.83	1.994
Check ?	Chk Pass	Chk Pass	Chk Pass	Chk Pass	Chk Pass	Chk Pass	Chk Pass	Chk Pass	Chk Pass
Value									
Range									

Elem	Mo2020	Na5895	Ni2316	P_1774	Pb2203	S_1820	Sb2068	Se1960	Si2124
Units	ppm	ppm	ppm	ppm	ppm	ppm	ppm	ppm	ppm
Avg	**1.999**	**38.23**	**2.035**	**1.984**	**2.029**	**1.918**	**1.969**	**1.951**	**4.851**
Stddev	.027	.10	.024	.026	.023	.022	.029	.027	.066
%RSD	1.344	.2553	1.158	1.316	1.139	1.126	1.455	1.387	1.366
#1	2.030	38.33	2.063	2.014	2.056	1.943	2.002	1.983	4.927
#2	1.982	38.13	2.023	1.968	2.015	1.904	1.953	1.935	4.813
#3	1.985	38.24	2.021	1.971	2.017	1.907	1.952	1.937	4.812
Check ?	Chk Pass	Chk Pass	Chk Pass	Chk Pass	Chk Pass	Chk Pass	Chk Pass	Chk Pass	Chk Pass
Value									
Range									

Zoom In Zoom Out

Sample Name: ccv Acquired: 8/19/2021 14:16:46 Type: QC
Method: SGS NO VALVE3(v193) Mode: CONC Corr. Factor: 1.000000
User: admin Custom ID1: Custom ID2: Custom ID3:
Comment:

Elem	Sn1899	Sr4077	Ti3349	Tl1908	V_2924	W_2079	Zn2062	Zr3391
Units	ppm	ppm	ppm	ppm	ppm	ppm	ppm	ppm
Avg	**2.004**	**1.958**	**2.002**	**2.029**	**1.952**	**1.997**	**2.000**	**1.973**
Stddev	.029	.002	.004	.020	.004	.031	.027	.004
%RSD	1.465	.1198	.2091	1.005	.1813	1.538	1.346	.1893
#1	2.038	1.959	2.002	2.052	1.952	2.032	2.031	1.972
#2	1.987	1.955	2.005	2.019	1.955	1.978	1.983	1.977
#3	1.988	1.960	1.997	2.014	1.948	1.980	1.986	1.970
Check ?	Chk Pass	Chk Pass	Chk Pass	Chk Pass	Chk Pass	Chk Pass	Chk Pass	Chk Pass
Value								
Range								

Int. Std.	In2306	Y_3600	Y_3710	Y_2243
Units	Cts/S	Cts/S	Cts/S	Cts/S
Avg	**4860.3**	**55867.**	**1465.2**	**1884.0**
Stddev	46.2	201.	5.8	22.9
%RSD	.95054	.35983	.39823	1.2130
#1	4807.5	55837.	1458.8	1858.1
#2	4892.9	55683.	1466.4	1901.1
#3	4880.7	56081.	1470.3	1893.0

Zoom In Zoom Out

Sample Name: ccb Acquired: 8/19/2021 14:21:37 Type: QC
Method: SGS NO VALVE3(v193) Mode: CONC Corr. Factor: 1.000000
User: admin Custom ID1: Custom ID2: Custom ID3:
Comment:

Elem	Ag3280	Al3961	As1890	B_2089	Ba4554	Be3130	Bi2230	Ca3179	Cd2288
Units	ppm	ppm	ppm	ppm	ppm	ppm	ppm	ppm	ppm
Avg	**-.0002**	**.0309**	**.0005**	**.0015**	**-.0001**	**-.0001**	**.0008**	**.0006**	**.0002**
Stddev	.0003	.0118	.0010	.0011	.0001	.0001	.0009	.0050	.0001
%RSD	116.3	38.36	222.0	70.44	182.2	170.0	110.2	825.1	90.17
#1	.0000	.0445	.0010	.0028	-.0000	-.0002	.0000	-.0051	.0003
#2	-.0005	.0253	.0011	.0010	.0000	-.0002	.0018	.0043	.0002
#3	-.0003	.0229	-.0007	.0008	-.0002	.0001	.0006	.0026	.0000
Check ?	Chk Pass	Chk Pass	Chk Pass	Chk Pass	Chk Pass	Chk Pass	Chk Pass	Chk Pass	Chk Pass
High Limit									
Low Limit									

Elem	Ce4040	Co2286	Cr2677	Cu3247	Fe2599	K_7664	Li6707	Mg2790	Mn2576
Units	ppm	ppm	ppm	ppm	ppm	ppm	ppm	ppm	ppm
Avg	**-.0008**	**.0002**	**.0001**	**.0003**	**-.0067**	**.0297**	**.0008**	**.0515**	**.0000**
Stddev	.0012	.0003	.0003	.0001	.0176	.0388	.0011	.0408	.0001
%RSD	149.3	202.3	309.0	30.74	262.9	130.5	143.6	79.20	117.4
#1	-.0020	-.0002	.0005	.0002	-.0140	.0471	.0003	.0206	-.0000
#2	-.0008	.0003	-.0000	.0003	-.0194	.0569	-.0001	.0361	.0001
#3	.0004	.0004	-.0001	.0002	.0134	-.0147	.0021	.0977	.0000
Check ?	None	Chk Pass	Chk Pass	Chk Pass	Chk Pass	Chk Pass	Chk Pass	Chk Pass	Chk Pass
High Limit									
Low Limit									

Elem	Mo2020	Na5895	Ni2316	P_1774	Pb2203	S_1820	Sb2068	Se1960	Si2124
Units	ppm	ppm	ppm	ppm	ppm	ppm	ppm	ppm	ppm
Avg	**.0003**	**.0836**	**-.0002**	**.0009**	**.0003**	**.0023**	**.0013**	**-.0002**	**.0007**
Stddev	.0002	.0107	.0006	.0012	.0003	.0015	.0005	.0005	.0007
%RSD	72.91	12.84	321.2	133.6	114.0	64.73	36.62	226.9	91.89
#1	.0004	.0713	.0004	.0011	-.0001	.0030	.0019	-.0002	-.0000
#2	.0005	.0907	-.0007	-.0004	.0005	.0006	.0011	.0003	.0012
#3	.0001	.0888	-.0002	.0020	.0005	.0033	.0010	-.0006	.0011
Check ?	Chk Pass	Chk Pass	Chk Pass	Chk Pass	Chk Pass	Chk Pass	Chk Pass	Chk Pass	Chk Pass
High Limit									
Low Limit									

Zoom In Zoom Out

Sample Name: ccb Acquired: 8/19/2021 14:21:37 Type: QC
Method: SGS NO VALVE3(v193) Mode: CONC Corr. Factor: 1.000000
User: admin Custom ID1: Custom ID2: Custom ID3:
Comment:

Elem	Sn1899	Sr4077	Ti3349	Tl1908	V_2924	W_2079	Zn2062	Zr3391
Units	ppm	ppm	ppm	ppm	ppm	ppm	ppm	ppm
Avg	**-.0003**	**-.0001**	**.0004**	F **.0026**	**-.0001**	**.0013**	**-.0013**	**.0002**
Stddev	.0001	.0001	.0002	.0017	.0001	.0006	.0001	.0002
%RSD	38.14	133.0	49.12	66.35	110.7	43.72	4.324	110.1
#1	-.0005	-.0003	.0004	.0006	-.0001	.0020	-.0013	.0001
#2	-.0002	-.0001	.0002	.0036	.0000	.0009	-.0014	-.0000
#3	-.0004	.0000	.0006	.0035	-.0001	.0011	-.0012	.0003
Check ?	Chk Pass	Chk Pass	Chk Pass	Chk Fail	Chk Pass	Chk Pass	Chk Pass	Chk Pass
High Limit				.0020				
Low Limit				-.0020				

Int. Std.	In2306	Y_3600	Y_3710	Y_2243
Units	Cts/S	Cts/S	Cts/S	Cts/S
Avg	**5034.7**	**57307.**	**1479.9**	**1966.6**
Stddev	5.1	58.	7.8	1.2
%RSD	.10114	.10169	.52729	.06318
#1	5033.7	57260.	1472.0	1966.0
#2	5030.2	57372.	1487.6	1965.7
#3	5040.2	57289.	1480.2	1968.0

Zoom In Zoom Out

Sample Name: mp28149-mb2 Acquired: 8/19/2021 14:26:53 Type: Unk
Method: SGS NO VALVE3(v193) Mode: CONC Corr. Factor: 1.000000
User: admin Custom ID1: Custom ID2: Custom ID3:
Comment:

Elem	Ag3280	Al3961	As1890	B_2089	Ba4554	Be3130	Bi2230	Ca3179	Cd2288
Units	ppm	ppm	ppm	ppm	ppm	ppm	ppm	ppm	ppm
Avg	**-.0001**	**.0273**	**.0001**	**.0013**	**.0001**	**-.0000**	**-.0009**	**.0249**	**.0001**
Stddev	.0002	.0203	.0008	.0005	.0002	.0002	.0015	.0091	.0003
%RSD	213.4	74.33	727.5	41.46	199.7	494.0	167.0	36.58	247.4
#1	-.0002	.0078	.0009	.0007	-.0001	.0000	-.0003	.0219	-.0002
#2	-.0002	.0483	.0001	.0014	.0002	.0001	.0002	.0352	.0003
#3	.0001	.0257	-.0007	.0017	.0002	-.0003	-.0025	.0177	.0003

Elem	Ce4040	Co2286	Cr2677	Cu3247	Fe2599	K_7664	Li6707	Mg2790	Mn2576
Units	ppm	ppm	ppm	ppm	ppm	ppm	ppm	ppm	ppm
Avg	**-.0023**	**.0002**	**.0002**	**.0003**	**.0091**	**-.0145**	**.0012**	**-.0333**	**.0001**
Stddev	.0016	.0001	.0004	.0003	.0054	.0790	.0029	.1034	.0000
%RSD	67.30	66.63	155.6	117.3	59.23	544.4	239.8	310.1	34.75
#1	-.0026	.0003	.0006	-.0001	.0130	-.0783	.0045	.0359	.0001
#2	-.0006	.0001	-.0001	.0005	.0114	-.0391	-.0004	-.1522	.0001
#3	-.0037	.0003	.0001	.0005	.0029	.0738	-.0005	.0162	.0001

Elem	Mo2020	Na5895	Ni2316	P_1774	Pb2203	S_1820	Sb2068	Se1960	Si2124
Units	ppm	ppm	ppm	ppm	ppm	ppm	ppm	ppm	ppm
Avg	**.0003**	**.0684**	**-.0002**	**.0007**	**-.0009**	**.0044**	**.0006**	**.0032**	**.0169**
Stddev	.0003	.0130	.0003	.0003	.0010	.0023	.0005	.0012	.0010
%RSD	108.3	19.00	144.0	53.00	107.0	53.37	80.32	37.31	5.667
#1	.0006	.0534	.0001	.0008	-.0019	.0057	.0012	.0021	.0170
#2	.0002	.0746	-.0002	.0003	.0000	.0058	.0002	.0044	.0179
#3	.0000	.0770	-.0005	.0009	-.0009	.0017	.0005	.0030	.0160

Elem	Sn1899	Sr4077	Ti3349	Tl1908	V_2924	W_2079	Zn2062	Zr3391
Units	ppm	ppm	ppm	ppm	ppm	ppm	ppm	ppm
Avg	**-.0000**	**-.0003**	**-.0000**	**.0024**	**-.0002**	**.0022**	**.0045**	**.0005**
Stddev	.0004	.0000	.0002	.0007	.0002	.0008	.0001	.0002
%RSD	1084.	13.82	559.5	30.24	129.4	38.12	2.699	39.30
#1	-.0002	-.0002	.0001	.0032	-.0000	.0015	.0045	.0007
#2	.0005	-.0003	-.0002	.0019	-.0004	.0032	.0046	.0004
#3	-.0003	-.0002	.0000	.0020	-.0001	.0020	.0044	.0004

Zoom In Zoom Out

Sample Name: mp28149-mb2 Acquired: 8/19/2021 14:26:53 Type: Unk
Method: SGS NO VALVE3(v193) Mode: CONC Corr. Factor: 1.000000
User: admin Custom ID1: Custom ID2: Custom ID3:
Comment:

Int. Std.	In2306	Y_3600	Y_3710	Y_2243
Units	Cts/S	Cts/S	Cts/S	Cts/S
Avg	**5072.3**	**57174.**	**1483.9**	**1984.4**
Stddev	22.9	189.	16.5	12.6
%RSD	.45171	.33036	1.1135	.63258
#1	5047.1	57213.	1482.7	1971.7
#2	5078.1	56969.	1468.0	1984.6
#3	5091.8	57341.	1501.0	1996.8

Zoom In Zoom Out

Sample Name: mp28149-b2 Acquired: 8/19/2021 14:32:08 Type: Unk
Method: SGS NO VALVE3(v193) Mode: CONC Corr. Factor: 1.000000
User: admin Custom ID1: Custom ID2: Custom ID3:
Comment:

Elem	Ag3280	Al3961	As1890	B_2089	Ba4554	Be3130	Bi2230	Ca3179	Cd2288
Units	ppm	ppm	ppm	ppm	ppm	ppm	ppm	ppm	ppm
Avg	**.2389**	**26.11**	**1.907**	**1.938**	**1.956**	**1.998**	**.1144**	**27.07**	**1.954**
Stddev	.0008	.10	.027	.027	.004	.004	.0072	.11	.026
%RSD	.3396	.4000	1.401	1.403	.1995	.2128	6.263	.4215	1.338
#1	.2399	26.07	1.888	1.921	1.954	1.996	.1220	27.11	1.936
#2	.2383	26.03	1.938	1.970	1.953	1.995	.1077	26.95	1.984
#3	.2386	26.23	1.896	1.924	1.960	2.003	.1136	27.17	1.943

Elem	Ce4040	Co2286	Cr2677	Cu3247	Fe2599	K_7664	Li6707	Mg2790	Mn2576
Units	ppm	ppm	ppm	ppm	ppm	ppm	ppm	ppm	ppm
Avg	**-.0126**	**2.044**	**2.013**	**1.935**	**27.01**	**25.56**	**.0019**	**26.88**	**2.052**
Stddev	.0013	.027	.007	.010	.10	.08	.0014	.03	.007
%RSD	10.45	1.339	.3470	.4957	.3626	.3101	72.15	.1184	.3348
#1	-.0128	2.025	2.021	1.945	27.07	25.49	.0024	26.85	2.059
#2	-.0112	2.075	2.012	1.926	26.90	25.55	.0003	26.91	2.049
#3	-.0138	2.032	2.007	1.934	27.06	25.65	.0029	26.90	2.046

Elem	Mo2020	Na5895	Ni2316	P_1774	Pb2203	S_1820	Sb2068	Se1960	Si2124
Units	ppm	ppm	ppm	ppm	ppm	ppm	ppm	ppm	ppm
Avg	**1.957**	**25.67**	**2.047**	**1.981**	**2.060**	**-.0275**	**1.902**	**1.931**	**.1329**
Stddev	.027	.06	.026	.029	.026	.0026	.026	.028	.0023
%RSD	1.390	.2179	1.263	1.467	1.283	9.591	1.366	1.427	1.767
#1	1.937	25.69	2.028	1.962	2.040	-.0245	1.885	1.911	.1305
#2	1.988	25.60	2.077	2.014	2.090	-.0296	1.932	1.962	.1352
#3	1.946	25.71	2.037	1.966	2.049	-.0284	1.890	1.919	.1330

Elem	Sn1899	Sr4077	Ti3349	Tl1908	V_2924	W_2079	Zn2062	Zr3391
Units	ppm	ppm	ppm	ppm	ppm	ppm	ppm	ppm
Avg	**1.986**	**1.971**	**1.951**	**2.068**	**1.997**	**1.861**	**2.043**	**1.948**
Stddev	.028	.004	.007	.022	.006	.023	.031	.009
%RSD	1.419	.2215	.3677	1.059	.3030	1.235	1.526	.4525
#1	1.964	1.971	1.959	2.049	2.004	1.843	2.020	1.958
#2	2.017	1.967	1.949	2.092	1.996	1.887	2.079	1.942
#3	1.976	1.976	1.946	2.063	1.992	1.853	2.030	1.944

Zoom In Zoom Out

Sample Name: mp28149-b2 Acquired: 8/19/2021 14:32:08 Type: Unk
Method: SGS NO VALVE3(v193) Mode: CONC Corr. Factor: 1.000000
User: admin Custom ID1: Custom ID2: Custom ID3:
Comment:

Int. Std.	In2306	Y_3600	Y_3710	Y_2243
Units	Cts/S	Cts/S	Cts/S	Cts/S
Avg	**4959.1**	**55751.**	**1473.2**	**1926.1**
Stddev	58.1	338.	6.7	24.8
%RSD	1.1716	.60645	.45420	1.2887
#1	5002.3	55542.	1467.3	1944.1
#2	4893.0	55570.	1480.5	1897.8
#3	4981.8	56141.	1471.8	1936.4

Zoom In Zoom Out

Sample Name: jd30114-1 Acquired: 8/19/2021 14:37:00 Type: Unk
Method: SGS NO VALVE3(v193) Mode: CONC Corr. Factor: 1.000000
User: admin Custom ID1: Custom ID2: Custom ID3:
Comment:

Elem	Ag3280	Al3961	As1890	B_2089	Ba4554	Be3130	Bi2230	Ca3179	Cd2288
Units	ppm	ppm	ppm	ppm	ppm	ppm	ppm	ppm	ppm
Avg	**.0003**	**.0431**	**.0021**	**.0633**	**.0766**	**-.0001**	**-.0021**	**142.4**	**.0005**
Stddev	.0005	.0447	.0001	.0011	.0006	.0001	.0010	.1	.0003
%RSD	164.4	103.7	5.512	1.665	.7569	125.6	46.02	.0686	57.76
#1	.0008	.0162	.0022	.0626	.0765	-.0001	-.0030	142.3	.0002
#2	.0004	.0947	.0020	.0629	.0773	.0000	-.0022	142.4	.0004
#3	-.0003	.0184	.0021	.0645	.0761	-.0002	-.0011	142.5	.0007

Elem	Ce4040	Co2286	Cr2677	Cu3247	Fe2599	K_7664	Li6707	Mg2790	Mn2576
Units	ppm	ppm	ppm	ppm	ppm	ppm	ppm	ppm	ppm
Avg	**.0082**	**.0006**	**.0012**	**.0018**	**.0419**	**3.753**	**.0041**	**13.41**	**1.790**
Stddev	.0021	.0001	.0002	.0003	.0119	.041	.0012	.15	.002
%RSD	25.39	20.65	15.68	16.43	28.52	1.097	30.10	1.102	.1065
#1	.0068	.0005	.0014	.0021	.0475	3.741	.0045	13.44	1.791
#2	.0106	.0006	.0010	.0017	.0500	3.799	.0027	13.53	1.788
#3	.0073	.0007	.0012	.0015	.0282	3.719	.0051	13.24	1.792

Elem	Mo2020	Na5895	Ni2316	P_1774	Pb2203	S_1820	Sb2068	Se1960	Si2124
Units	ppm	ppm	ppm	ppm	ppm	ppm	ppm	ppm	ppm
Avg	**.0016**	F **210.0**	**.0017**	**.0153**	**-.0010**	**42.49**	**.0017**	**.0016**	**6.929**
Stddev	.0003	.0	.0002	.0010	.0013	.06	.0016	.0008	.009
%RSD	19.40	.0220	14.14	6.487	129.4	.1498	91.36	47.65	.1367
#1	.0019	210.0	.0018	.0151	-.0008	42.57	.0032	.0012	6.920
#2	.0017	209.9	.0014	.0145	-.0023	42.45	.0001	.0025	6.928
#3	.0013	210.0	.0018	.0164	.0002	42.46	.0018	.0012	6.938

Elem	Sn1899	Sr4077	Ti3349	Tl1908	V_2924	W_2079	Zn2062	Zr3391
Units	ppm	ppm	ppm	ppm	ppm	ppm	ppm	ppm
Avg	**-.0021**	**.3078**	**-.0021**	**.0054**	**.0007**	**.0120**	**.0074**	**-.0023**
Stddev	.0009	.0008	.0005	.0025	.0002	.0014	.0002	.0002
%RSD	44.87	.2437	25.43	47.44	31.20	11.80	2.307	7.332
#1	-.0010	.3075	-.0020	.0069	.0005	.0132	.0075	-.0022
#2	-.0026	.3087	-.0026	.0067	.0009	.0124	.0072	-.0023
#3	-.0026	.3072	-.0016	.0024	.0008	.0104	.0075	-.0025

Zoom In Zoom Out

Sample Name: jd30114-1 Acquired: 8/19/2021 14:37:00 Type: Unk
Method: SGS NO VALVE3(v193) Mode: CONC Corr. Factor: 1.000000
User: admin Custom ID1: Custom ID2: Custom ID3:
Comment:

Int. Std.	In2306	Y_3600	Y_3710	Y_2243
Units	Cts/S	Cts/S	Cts/S	Cts/S
Avg	**4669.4**	**55029.**	**1435.5**	**1852.7**
Stddev	5.6	214.	6.3	6.6
%RSD	.12035	.38801	.43926	.35888
#1	4674.3	54924.	1437.2	1857.4
#2	4670.7	55275.	1440.8	1855.6
#3	4663.2	54889.	1428.5	1845.1

Zoom In Zoom Out

Sample Name: jd30114-2 Acquired: 8/19/2021 14:42:09 Type: Unk
Method: SGS NO VALVE3(v193) Mode: CONC Corr. Factor: 1.000000
User: admin Custom ID1: Custom ID2: Custom ID3:
Comment:

Elem	Ag3280	Al3961	As1890	B_2089	Ba4554	Be3130	Bi2230	Ca3179	Cd2288
Units	ppm	ppm	ppm	ppm	ppm	ppm	ppm	ppm	ppm
Avg	**.0008**	**.0780**	**.0030**	**.0620**	**.0962**	**.0000**	**-.0006**	**142.9**	**.0002**
Stddev	.0001	.0137	.0005	.0013	.0009	.0002	.0005	.6	.0001
%RSD	11.47	17.63	17.33	2.083	.8961	599.2	93.26	.4301	28.85
#1	.0007	.0688	.0024	.0635	.0958	-.0000	-.0008	142.6	.0003
#2	.0007	.0938	.0034	.0616	.0971	.0003	-.0010	143.6	.0003
#3	.0009	.0713	.0032	.0610	.0955	-.0002	.0000	142.5	.0002

Elem	Ce4040	Co2286	Cr2677	Cu3247	Fe2599	K_7664	Li6707	Mg2790	Mn2576
Units	ppm	ppm	ppm	ppm	ppm	ppm	ppm	ppm	ppm
Avg	**.0103**	**.0001**	**.0011**	**.0013**	**.0108**	**3.790**	**.0062**	**13.32**	**1.283**
Stddev	.0015	.0000	.0005	.0003	.0081	.046	.0011	.11	.001
%RSD	14.80	12.68	39.44	21.26	74.74	1.217	17.11	.8339	.0708
#1	.0086	.0001	.0006	.0011	.0125	3.815	.0061	13.26	1.283
#2	.0116	.0001	.0013	.0017	.0179	3.819	.0052	13.45	1.283
#3	.0107	.0001	.0015	.0013	.0020	3.737	.0073	13.26	1.282

Elem	Mo2020	Na5895	Ni2316	P_1774	Pb2203	S_1820	Sb2068	Se1960	Si2124
Units	ppm	ppm	ppm	ppm	ppm	ppm	ppm	ppm	ppm
Avg	**.0066**	F **210.0**	**.0011**	**.2042**	**-.0001**	**41.80**	**.0024**	**.0025**	**6.935**
Stddev	.0003	.9	.0007	.0032	.0006	.70	.0013	.0008	.121
%RSD	5.087	.4453	66.53	1.551	576.0	1.672	54.74	32.39	1.739
#1	.0069	209.3	.0005	.2064	-.0001	42.60	.0029	.0016	7.074
#2	.0067	211.0	.0008	.2057	.0005	41.41	.0034	.0032	6.866
#3	.0063	209.6	.0019	.2006	-.0007	41.38	.0009	.0027	6.864

Elem	Sn1899	Sr4077	Ti3349	Tl1908	V_2924	W_2079	Zn2062	Zr3391
Units	ppm	ppm	ppm	ppm	ppm	ppm	ppm	ppm
Avg	**.0072**	**.3174**	**-.0015**	**.0057**	**.0013**	**.0096**	**.0066**	**-.0033**
Stddev	.0007	.0017	.0001	.0031	.0003	.0005	.0002	.0001
%RSD	10.03	.5489	8.795	53.88	26.79	5.445	2.403	1.786
#1	.0076	.3160	-.0014	.0056	.0015	.0100	.0068	-.0033
#2	.0063	.3194	-.0017	.0089	.0009	.0090	.0065	-.0034
#3	.0075	.3170	-.0015	.0027	.0014	.0098	.0066	-.0033

Zoom In Zoom Out

Sample Name: jd30114-2 Acquired: 8/19/2021 14:42:09 Type: Unk
Method: SGS NO VALVE3(v193) Mode: CONC Corr. Factor: 1.000000
User: admin Custom ID1: Custom ID2: Custom ID3:
Comment:

Int. Std.	In2306	Y_3600	Y_3710	Y_2243
Units	Cts/S	Cts/S	Cts/S	Cts/S
Avg	**4578.0**	**54969.**	**1442.4**	**1807.1**
Stddev	52.7	129.	1.5	24.9
%RSD	1.1505	.23395	.10412	1.3774
#1	4518.9	54820.	1440.7	1779.0
#2	4595.4	55036.	1443.0	1816.0
#3	4619.9	55049.	1443.5	1826.4

Zoom In Zoom Out

Sample Name: jd30114-3 Acquired: 8/19/2021 14:47:16 Type: Unk
Method: SGS NO VALVE3(v193) Mode: CONC Corr. Factor: 1.000000
User: admin Custom ID1: Custom ID2: Custom ID3:
Comment:

Elem	Ag3280	Al3961	As1890	B_2089	Ba4554	Be3130	Bi2230	Ca3179	Cd2288
Units	ppm	ppm	ppm	ppm	ppm	ppm	ppm	ppm	ppm
Avg	**.0003**	**.0837**	**.0041**	**.0890**	**.1334**	**-.0001**	**-.0017**	**158.7**	**.0005**
Stddev	.0003	.0106	.0012	.0010	.0004	.0001	.0012	.0	.0002
%RSD	100.7	12.66	29.26	1.106	.2984	95.08	67.71	.0305	40.14
#1	.0005	.0716	.0029	.0894	.1336	-.0002	-.0017	158.8	.0005
#2	.0006	.0883	.0052	.0879	.1336	.0000	-.0006	158.7	.0003
#3	-.0001	.0912	.0041	.0897	.1329	-.0001	-.0029	158.8	.0007

Elem	Ce4040	Co2286	Cr2677	Cu3247	Fe2599	K_7664	Li6707	Mg2790	Mn2576
Units	ppm	ppm	ppm	ppm	ppm	ppm	ppm	ppm	ppm
Avg	**.0095**	**.0003**	**.0009**	**.0018**	**.0172**	**4.243**	**.0076**	**15.40**	**.4608**
Stddev	.0017	.0003	.0001	.0001	.0092	.014	.0025	.12	.0005
%RSD	17.36	131.1	10.09	8.040	53.54	.3329	33.29	.7786	.1137
#1	.0076	.0002	.0010	.0020	.0258	4.255	.0048	15.26	.4613
#2	.0105	.0006	.0008	.0017	.0075	4.228	.0096	15.46	.4603
#3	.0104	-.0001	.0008	.0018	.0184	4.247	.0086	15.47	.4607

Elem	Mo2020	Na5895	Ni2316	P_1774	Pb2203	S_1820	Sb2068	Se1960	Si2124
Units	ppm	ppm	ppm	ppm	ppm	ppm	ppm	ppm	ppm
Avg	**.0143**	F **233.5**	**.0027**	**.3811**	**-.0005**	**46.22**	**.0028**	**.0018**	**7.379**
Stddev	.0003	.3	.0005	.0019	.0007	.03	.0012	.0042	.005
%RSD	1.870	.1307	17.02	.4869	151.3	.0630	42.48	227.3	.0624
#1	.0143	233.6	.0026	.3795	-.0011	46.19	.0015	-.0030	7.377
#2	.0145	233.2	.0023	.3806	-.0006	46.24	.0039	.0041	7.384
#3	.0140	233.8	.0032	.3831	.0003	46.24	.0029	.0043	7.375

Elem	Sn1899	Sr4077	Ti3349	Tl1908	V_2924	W_2079	Zn2062	Zr3391
Units	ppm	ppm	ppm	ppm	ppm	ppm	ppm	ppm
Avg	**-.0022**	**.3538**	**-.0018**	**.0035**	**.0010**	**.0082**	**.0113**	**-.0036**
Stddev	.0002	.0009	.0008	.0040	.0002	.0013	.0001	.0001
%RSD	8.283	.2451	43.15	113.3	18.61	16.35	.6128	3.827
#1	-.0021	.3535	-.0022	.0026	.0012	.0070	.0114	-.0037
#2	-.0020	.3532	-.0009	.0079	.0009	.0097	.0113	-.0034
#3	-.0024	.3548	-.0023	.0001	.0010	.0081	.0112	-.0036

Zoom In Zoom Out

Sample Name: jd30114-3 Acquired: 8/19/2021 14:47:16 Type: Unk
Method: SGS NO VALVE3(v193) Mode: CONC Corr. Factor: 1.000000
User: admin Custom ID1: Custom ID2: Custom ID3:
Comment:

Int. Std.	In2306	Y_3600	Y_3710	Y_2243
Units	Cts/S	Cts/S	Cts/S	Cts/S
Avg	**4601.6**	**54636.**	**1434.9**	**1819.2**
Stddev	8.4	68.	2.7	3.7
%RSD	.18341	.12443	.18909	.20352
#1	4600.2	54587.	1435.2	1815.2
#2	4593.9	54714.	1437.4	1820.1
#3	4610.6	54607.	1432.0	1822.5

Zoom In Zoom Out

Sample Name: jd30114-4 Acquired: 8/19/2021 14:52:23 Type: Unk
Method: SGS NO VALVE3(v193) Mode: CONC Corr. Factor: 1.000000
User: admin Custom ID1: Custom ID2: Custom ID3:
Comment:

Elem	Ag3280	Al3961	As1890	B_2089	Ba4554	Be3130	Bi2230	Ca3179	Cd2288
Units	ppm	ppm	ppm	ppm	ppm	ppm	ppm	ppm	ppm
Avg	**.0002**	**.1062**	**.0035**	**.1656**	**.0877**	**-.0001**	**.0006**	**72.07**	**.0003**
Stddev	.0007	.0070	.0011	.0029	.0004	.0002	.0022	.23	.0002
%RSD	411.6	6.591	31.46	1.743	.5084	182.5	384.0	.3245	60.72
#1	.0006	.0998	.0025	.1645	.0882	.0000	-.0010	72.08	.0006
#2	-.0006	.1053	.0047	.1634	.0873	-.0000	.0032	71.84	.0003
#3	.0005	.1137	.0032	.1689	.0877	-.0003	-.0004	72.30	.0002

Elem	Ce4040	Co2286	Cr2677	Cu3247	Fe2599	K_7664	Li6707	Mg2790	Mn2576
Units	ppm	ppm	ppm	ppm	ppm	ppm	ppm	ppm	ppm
Avg	**.0086**	**.0001**	**.0009**	**.0061**	**.6439**	**4.262**	**.0074**	**11.63**	**.2130**
Stddev	.0019	.0003	.0002	.0000	.0257	.080	.0005	.13	.0005
%RSD	21.59	192.3	20.01	.7906	3.988	1.870	7.171	1.149	.2473
#1	.0070	.0005	.0007	.0062	.6193	4.247	.0068	11.71	.2131
#2	.0106	-.0000	.0011	.0061	.6417	4.191	.0076	11.48	.2124
#3	.0081	-.0000	.0009	.0061	.6705	4.348	.0077	11.71	.2135

Elem	Mo2020	Na5895	Ni2316	P_1774	Pb2203	S_1820	Sb2068	Se1960	Si2124
Units	ppm	ppm	ppm	ppm	ppm	ppm	ppm	ppm	ppm
Avg	**.0862**	F **261.4**	**.0024**	**.1780**	**-.0003**	**45.07**	**.0030**	**.0018**	**6.024**
Stddev	.0010	.7	.0003	.0041	.0002	.46	.0011	.0021	.066
%RSD	1.128	.2804	11.12	2.290	71.91	1.010	36.02	118.7	1.101
#1	.0856	261.1	.0021	.1750	-.0003	44.88	.0043	-.0004	5.995
#2	.0857	260.8	.0026	.1762	-.0001	44.73	.0027	.0038	5.977
#3	.0873	262.2	.0025	.1826	-.0005	45.59	.0022	.0019	6.100

Elem	Sn1899	Sr4077	Ti3349	Tl1908	V_2924	W_2079	Zn2062	Zr3391
Units	ppm	ppm	ppm	ppm	ppm	ppm	ppm	ppm
Avg	**-.0018**	**.2955**	**-.0010**	**.0031**	**.0006**	**.0076**	**.0087**	**-.0030**
Stddev	.0004	.0009	.0002	.0016	.0003	.0001	.0003	.0002
%RSD	22.22	.3030	22.24	51.63	48.89	1.804	3.017	7.199
#1	-.0019	.2952	-.0009	.0034	.0008	.0077	.0084	-.0032
#2	-.0022	.2947	-.0008	.0014	.0003	.0075	.0087	-.0028
#3	-.0014	.2965	-.0012	.0046	.0008	.0076	.0090	-.0028

Zoom In Zoom Out

Sample Name: jd30114-4 Acquired: 8/19/2021 14:52:23 Type: Unk
Method: SGS NO VALVE3(v193) Mode: CONC Corr. Factor: 1.000000
User: admin Custom ID1: Custom ID2: Custom ID3:
Comment:

Int. Std.	In2306	Y_3600	Y_3710	Y_2243
Units	Cts/S	Cts/S	Cts/S	Cts/S
Avg	**4632.7**	**54895.**	**1440.9**	**1841.8**
Stddev	32.6	125.	11.0	18.1
%RSD	.70390	.22811	.76594	.98506
#1	4646.8	54899.	1450.1	1851.0
#2	4655.8	55018.	1443.8	1853.4
#3	4595.4	54767.	1428.6	1820.9

Zoom In Zoom Out

Sample Name: jd29935-1 Acquired: 8/19/2021 14:57:30 Type: Unk
Method: SGS NO VALVE3(v193) Mode: CONC Corr. Factor: 1.000000
User: admin Custom ID1: Custom ID2: Custom ID3:
Comment:

Elem	Ag3280	Al3961	As1890	B_2089	Ba4554	Be3130	Bi2230	Ca3179
Units	ppm	ppm	ppm	ppm	ppm	ppm	ppm	ppm
Avg	**.0029**	**53.53**	**.0478**	**.0891**	**.5038**	**.0046**	**.1093**	**57.87**
Stddev	.0007	.13	.0011	.0012	.0012	.0001	.0078	.18
%RSD	22.79	.2428	2.268	1.386	.2366	1.117	7.099	.3041
#1	.0034	53.62	.0484	.0881	.5048	.0046	.1107	58.02
#2	.0021	53.58	.0466	.0905	.5041	.0045	.1009	57.91
#3	.0030	53.38	.0486	.0888	.5025	.0045	.1162	57.67

Elem	Cd2288	Ce4040	Co2286	Cr2677	Cu3247	Fe2599	K_7664	Li6707
Units	ppm	ppm	ppm	ppm	ppm	ppm	ppm	ppm
Avg	**.0138**	**.3167**	**.0694**	**1.527**	**.4270**	F **366.8**	**7.026**	**.0649**
Stddev	.0005	.0030	.0007	.002	.0007	1.0	.053	.0020
%RSD	3.399	.9493	1.037	.1015	.1723	.2617	.7539	3.117
#1	.0138	.3202	.0692	1.528	.4268	367.6	6.965	.0651
#2	.0143	.3151	.0701	1.527	.4279	366.9	7.050	.0668
#3	.0134	.3149	.0687	1.525	.4264	365.7	7.062	.0628

Elem	Mg2790	Mn2576	Mo2020	Na5895	Ni2316	P_1774	Pb2203	S_1820
Units	ppm	ppm	ppm	ppm	ppm	ppm	ppm	ppm
Avg	**39.68**	**2.826**	**.0106**	**2.002**	**.2110**	**2.621**	**.5740**	**2.187**
Stddev	.17	.001	.0005	.010	.0024	.036	.0068	.031
%RSD	.4215	.0162	4.479	.5048	1.153	1.381	1.185	1.432
#1	39.83	2.826	.0102	1.994	.2101	2.611	.5693	2.174
#2	39.72	2.826	.0111	1.998	.2138	2.661	.5818	2.223
#3	39.50	2.827	.0105	2.013	.2092	2.591	.5708	2.164

Elem	Sb2068	Se1960	Si2124	Sn1899	Sr4077	Ti3349	Tl1908	V_2924
Units	ppm	ppm	ppm	ppm	ppm	ppm	ppm	ppm
Avg	**.1100**	F **-.0111**	**3.291**	**.0501**	**.1638**	**3.610**	F **-.0029**	**.2669**
Stddev	.0026	.0020	.037	.0004	.0004	.004	.0025	.0003
%RSD	2.352	18.32	1.120	.8525	.2531	.1232	86.20	.1150
#1	.1071	-.0122	3.266	.0504	.1641	3.608	-.0040	.2667
#2	.1122	-.0124	3.333	.0496	.1639	3.606	-.0000	.2667
#3	.1107	-.0088	3.273	.0502	.1633	3.615	-.0046	.2673

Zoom In Zoom Out

Sample Name: jd29935-1 Acquired: 8/19/2021 14:57:30 Type: Unk
Method: SGS NO VALVE3(v193) Mode: CONC Corr. Factor: 1.000000
User: admin Custom ID1: Custom ID2: Custom ID3:
Comment:

Elem	W_2079	Zn2062	Zr3391
Units	ppm	ppm	ppm
Avg	**.0357**	**.7965**	**.0507**
Stddev	.0025	.0105	.0005
%RSD	6.985	1.323	.9187
#1	.0373	.7937	.0502
#2	.0369	.8081	.0506
#3	.0328	.7876	.0512

Int. Std.	In2306	Y_3600	Y_3710	Y_2243
Units	Cts/S	Cts/S	Cts/S	Cts/S
Avg	**5247.9**	**57406.**	**1540.4**	**1936.9**
Stddev	47.8	128.	6.5	22.0
%RSD	.91041	.22243	.42293	1.1369
#1	5263.2	57403.	1538.4	1940.7
#2	5194.4	57535.	1547.7	1913.3
#3	5286.2	57280.	1535.2	1956.8

Zoom In Zoom Out

Sample Name: jd29497-5t Acquired: 8/19/2021 15:02:31 Type: Unk
Method: SGS NO VALVE3(v193) Mode: CONC Corr. Factor: 1.000000
User: admin Custom ID1: Custom ID2: Custom ID3:
Comment:

Elem	Ag3280	Al3961	As1890	B_2089	Ba4554	Be3130	Bi2230	Ca3179	Cd2288
Units	ppm	ppm	ppm	ppm	ppm	ppm	ppm	ppm	ppm
Avg	**.0016**	**101.5**	**.0136**	**.0853**	**.5083**	**.0075**	**.0471**	**12.84**	**.0021**
Stddev	.0002	.3	.0002	.0012	.0011	.0000	.0030	.05	.0004
%RSD	14.88	.2667	1.178	1.434	.2160	.4758	6.342	.3627	17.68
#1	.0018	101.3	.0137	.0863	.5078	.0074	.0467	12.82	.0025
#2	.0017	101.8	.0137	.0857	.5095	.0075	.0503	12.89	.0018
#3	.0013	101.4	.0135	.0839	.5075	.0075	.0444	12.80	.0019

Elem	Ce4040	Co2286	Cr2677	Cu3247	Fe2599	K_7664	Li6707	Mg2790	Mn2576
Units	ppm	ppm	ppm	ppm	ppm	ppm	ppm	ppm	ppm
Avg	**.3214**	**.0939**	**.1542**	**.1163**	**182.4**	**19.24**	**.2745**	**56.98**	**4.906**
Stddev	.0014	.0003	.0006	.0003	.7	.06	.0004	.29	.018
%RSD	.4318	.3281	.4137	.2495	.3860	.3192	.1300	.5115	.3590
#1	.3227	.0943	.1543	.1163	181.9	19.19	.2745	57.21	4.901
#2	.3214	.0936	.1535	.1166	183.2	19.31	.2742	57.09	4.892
#3	.3200	.0939	.1547	.1160	182.1	19.23	.2749	56.65	4.926

Elem	Mo2020	Na5895	Ni2316	P_1774	Pb2203	S_1820	Sb2068	Se1960	Si2124
Units	ppm	ppm	ppm	ppm	ppm	ppm	ppm	ppm	ppm
Avg	**.0036**	**3.042**	**.2246**	**1.825**	**.1022**	**.1098**	**.0008**	**-.0043**	**1.780**
Stddev	.0002	.009	.0005	.001	.0005	.0014	.0004	.0004	.010
%RSD	5.981	.2838	.2282	.0445	.5319	1.258	43.03	10.13	.5506
#1	.0038	3.035	.2252	1.824	.1017	.1113	.0006	-.0047	1.780
#2	.0036	3.052	.2243	1.825	.1028	.1095	.0012	-.0038	1.790
#3	.0034	3.038	.2242	1.826	.1021	.1086	.0007	-.0044	1.770

Elem	Sn1899	Sr4077	Ti3349	Tl1908	V_2924	W_2079	Zn2062	Zr3391
Units	ppm	ppm	ppm	ppm	ppm	ppm	ppm	ppm
Avg	**.0189**	**.2559**	**1.408**	**.0029**	**.1513**	**.0054**	**.4913**	**.0517**
Stddev	.0006	.0006	.002	.0009	.0001	.0010	.0003	.0006
%RSD	3.273	.2279	.1277	31.07	.0620	18.09	.0691	1.077
#1	.0196	.2552	1.409	.0026	.1512	.0065	.4913	.0511
#2	.0185	.2563	1.406	.0039	.1513	.0049	.4917	.0520
#3	.0185	.2562	1.410	.0021	.1514	.0047	.4910	.0521

Zoom In Zoom Out

Sample Name: jd29497-5t Acquired: 8/19/2021 15:02:31 Type: Unk
Method: SGS NO VALVE3(v193) Mode: CONC Corr. Factor: 1.000000
User: admin Custom ID1: Custom ID2: Custom ID3:
Comment:

Int. Std.	In2306	Y_3600	Y_3710	Y_2243
Units	Cts/S	Cts/S	Cts/S	Cts/S
Avg	**5058.1**	**59073.**	**1580.5**	**2025.2**
Stddev	2.7	219.	7.1	2.2
%RSD	.05366	.37005	.44784	.10923
#1	5058.2	59084.	1584.1	2027.1
#2	5060.7	59286.	1572.3	2025.6
#3	5055.3	58849.	1585.0	2022.8

Zoom In Zoom Out

Sample Name: jd29497-9t Acquired: 8/19/2021 15:07:42 Type: Unk
Method: SGS NO VALVE3(v193) Mode: CONC Corr. Factor: 1.000000
User: admin Custom ID1: Custom ID2: Custom ID3:
Comment:

Elem	Ag3280	Al3961	As1890	B_2089	Ba4554	Be3130	Bi2230	Ca3179	Cd2288
Units	ppm	ppm	ppm	ppm	ppm	ppm	ppm	ppm	ppm
Avg	**.0017**	**83.38**	**.0166**	**.0977**	**.5036**	**.0066**	**.0866**	**10.75**	**.0018**
Stddev	.0014	.50	.0005	.0003	.0027	.0003	.0190	.05	.0001
%RSD	79.47	.5985	3.096	.2818	.5288	3.857	21.90	.4636	7.684
#1	.0019	82.86	.0163	.0974	.5007	.0063	.0737	10.70	.0020
#2	.0030	83.85	.0172	.0975	.5060	.0067	.0777	10.79	.0017
#3	.0003	83.44	.0164	.0980	.5040	.0068	.1083	10.76	.0019

Elem	Ce4040	Co2286	Cr2677	Cu3247	Fe2599	K_7664	Li6707	Mg2790	Mn2576
Units	ppm	ppm	ppm	ppm	ppm	ppm	ppm	ppm	ppm
Avg	**.3390**	**.0717**	**.1473**	**.1659**	**159.2**	**17.76**	**.1810**	**40.27**	**4.057**
Stddev	.0135	.0002	.0055	.0058	.9	.13	.0024	.30	.122
%RSD	3.969	.3276	3.768	3.516	.5877	.7511	1.334	.7483	3.005
#1	.3297	.0719	.1447	.1619	158.2	17.61	.1793	39.92	3.989
#2	.3328	.0715	.1435	.1632	160.1	17.87	.1838	40.45	3.985
#3	.3544	.0716	.1536	.1726	159.2	17.80	.1800	40.45	4.198

Elem	Mo2020	Na5895	Ni2316	P_1774	Pb2203	S_1820	Sb2068	Se1960	Si2124
Units	ppm	ppm	ppm	ppm	ppm	ppm	ppm	ppm	ppm
Avg	**.0042**	**2.134**	**.1627**	**2.624**	**.0961**	**.1140**	**.0014**	**-.0024**	**1.922**
Stddev	.0003	.025	.0007	.002	.0017	.0022	.0004	.0018	.005
%RSD	7.575	1.156	.4308	.0905	1.733	1.908	27.07	73.57	.2710
#1	.0040	2.121	.1621	2.622	.0944	.1148	.0015	-.0004	1.926
#2	.0046	2.163	.1624	2.625	.0960	.1156	.0009	-.0029	1.923
#3	.0041	2.120	.1635	2.626	.0978	.1115	.0016	-.0038	1.916

Elem	Sn1899	Sr4077	Ti3349	Tl1908	V_2924	W_2079	Zn2062	Zr3391
Units	ppm	ppm	ppm	ppm	ppm	ppm	ppm	ppm
Avg	**.0197**	**.0733**	**2.559**	**.0038**	**.1903**	**.0031**	**.6810**	**.0620**
Stddev	.0005	.0005	.093	.0027	.0067	.0014	.0017	.0020
%RSD	2.343	.6754	3.626	71.82	3.543	44.03	.2430	3.237
#1	.0196	.0727	2.506	.0069	.1864	.0021	.6791	.0607
#2	.0201	.0735	2.506	.0025	.1863	.0047	.6819	.0610
#3	.0192	.0736	2.667	.0019	.1980	.0026	.6820	.0643

Zoom In Zoom Out

Sample Name: jd29497-9t Acquired: 8/19/2021 15:07:42 Type: Unk
Method: SGS NO VALVE3(v193) Mode: CONC Corr. Factor: 1.000000
User: admin Custom ID1: Custom ID2: Custom ID3:
Comment:

Int. Std.	In2306	Y_3600	Y_3710	Y_2243
Units	Cts/S	Cts/S	Cts/S	Cts/S
Avg	**5067.1**	**59024.**	**1607.5**	**2070.0**
Stddev	5.3	1668.	15.2	4.7
%RSD	.10377	2.8254	.94857	.22766
#1	5073.1	59696.	1624.2	2074.9
#2	5064.4	60252.	1594.3	2065.5
#3	5063.8	57126.	1604.1	2069.8

Zoom In Zoom Out

Sample Name: ccv Acquired: 8/19/2021 15:12:54 Type: QC
Method: SGS NO VALVE3(v193) Mode: CONC Corr. Factor: 1.000000
User: admin Custom ID1: Custom ID2: Custom ID3:
Comment:

Elem	Ag3280	Al3961	As1890	B_2089	Ba4554	Be3130	Bi2230	Ca3179	Cd2288
Units	ppm	ppm	ppm	ppm	ppm	ppm	ppm	ppm	ppm
Avg	**.2446**	**39.31**	**1.966**	**1.992**	**1.991**	**1.997**	**1.974**	**40.13**	**1.986**
Stddev	.0007	.13	.001	.002	.007	.006	.004	.13	.002
%RSD	.2661	.3261	.0696	.1180	.3626	.2813	.1918	.3217	.1025
#1	.2449	39.24	1.965	1.991	1.987	1.993	1.977	40.00	1.986
#2	.2450	39.45	1.967	1.991	1.999	2.004	1.970	40.26	1.984
#3	.2438	39.22	1.967	1.995	1.986	1.996	1.976	40.12	1.988
Check ?	Chk Pass	Chk Pass	Chk Pass	Chk Pass	Chk Pass	Chk Pass	Chk Pass	Chk Pass	Chk Pass
Value									
Range									

Elem	Ce4040	Co2286	Cr2677	Cu3247	Fe2599	K_7664	Li6707	Mg2790	Mn2576
Units	ppm	ppm	ppm	ppm	ppm	ppm	ppm	ppm	ppm
Avg	**1.940**	**2.034**	**2.018**	**1.966**	**39.96**	**38.93**	**1.870**	**39.87**	**2.045**
Stddev	.003	.003	.004	.002	.12	.19	.005	.20	.004
%RSD	.1412	.1306	.1757	.0842	.2894	.4753	.2762	.5067	.1880
#1	1.937	2.036	2.023	1.966	39.87	38.79	1.865	40.07	2.048
#2	1.941	2.031	2.017	1.968	40.09	39.14	1.875	39.86	2.045
#3	1.942	2.035	2.016	1.965	39.91	38.86	1.870	39.67	2.041
Check ?	Chk Pass	Chk Pass	Chk Pass	Chk Pass	Chk Pass	Chk Pass	Chk Pass	Chk Pass	Chk Pass
Value									
Range									

Elem	Mo2020	Na5895	Ni2316	P_1774	Pb2203	S_1820	Sb2068	Se1960	Si2124
Units	ppm	ppm	ppm	ppm	ppm	ppm	ppm	ppm	ppm
Avg	**1.995**	**38.65**	**2.064**	**2.014**	**2.060**	**1.936**	**1.967**	**1.964**	**4.941**
Stddev	.000	.15	.004	.001	.003	.003	.001	.001	.006
%RSD	.0127	.3881	.1697	.0388	.1364	.1781	.0323	.0701	.1201
#1	1.995	38.55	2.067	2.014	2.062	1.934	1.967	1.963	4.936
#2	1.994	38.83	2.060	2.013	2.062	1.934	1.967	1.963	4.938
#3	1.995	38.59	2.065	2.015	2.057	1.940	1.968	1.965	4.948
Check ?	Chk Pass	Chk Pass	Chk Pass	Chk Pass	Chk Pass	Chk Pass	Chk Pass	Chk Pass	Chk Pass
Value									
Range									

Zoom In Zoom Out

Sample Name: ccv Acquired: 8/19/2021 15:12:54 Type: QC
Method: SGS NO VALVE3(v193) Mode: CONC Corr. Factor: 1.000000
User: admin Custom ID1: Custom ID2: Custom ID3:
Comment:

Elem	Sn1899	Sr4077	Ti3349	Tl1908	V_2924	W_2079	Zn2062	Zr3391
Units	ppm	ppm	ppm	ppm	ppm	ppm	ppm	ppm
Avg	**2.010**	**1.997**	**2.019**	**2.049**	**1.995**	**1.990**	**2.010**	**1.994**
Stddev	.002	.008	.001	.003	.004	.003	.003	.003
%RSD	.0779	.3822	.0694	.1412	.1869	.1540	.1650	.1586
#1	2.009	1.991	2.020	2.047	2.000	1.987	2.013	1.995
#2	2.011	2.006	2.019	2.049	1.994	1.990	2.009	1.996
#3	2.009	1.995	2.017	2.052	1.992	1.993	2.007	1.990
Check ?	Chk Pass	Chk Pass	Chk Pass	Chk Pass	Chk Pass	Chk Pass	Chk Pass	Chk Pass
Value								
Range								

Int. Std.	In2306	Y_3600	Y_3710	Y_2243
Units	Cts/S	Cts/S	Cts/S	Cts/S
Avg	**4863.2**	**55082.**	**1458.5**	**1888.8**
Stddev	10.5	242.	4.5	3.5
%RSD	.21512	.43878	.31054	.18712
#1	4852.2	54808.	1455.1	1886.1
#2	4864.4	55172.	1456.8	1887.5
#3	4873.0	55266.	1463.7	1892.8

Zoom In Zoom Out

Sample Name: ccb Acquired: 8/19/2021 15:17:46 Type: QC
Method: SGS NO VALVE3(v193) Mode: CONC Corr. Factor: 1.000000
User: admin Custom ID1: Custom ID2: Custom ID3:
Comment:

Elem	Ag3280	Al3961	As1890	B_2089	Ba4554	Be3130	Bi2230	Ca3179	Cd2288
Units	ppm	ppm	ppm	ppm	ppm	ppm	ppm	ppm	ppm
Avg	**-.0001**	**.0095**	**.0010**	**.0013**	**-.0001**	**-.0002**	**.0023**	**-.0032**	**.0001**
Stddev	.0004	.0226	.0012	.0009	.0000	.0001	.0012	.0129	.0001
%RSD	248.4	238.1	114.7	67.16	42.16	33.21	53.98	408.9	119.8
#1	-.0006	.0124	.0008	.0022	-.0002	-.0002	.0009	.0084	.0003
#2	.0002	.0304	-.0000	.0013	-.0001	-.0001	.0026	-.0009	-.0000
#3	-.0000	-.0144	.0023	.0004	-.0001	-.0001	.0033	-.0170	.0001
Check ?	Chk Pass	Chk Pass	Chk Pass	Chk Pass	Chk Pass	Chk Pass	Chk Pass	Chk Pass	Chk Pass
High Limit									
Low Limit									

Elem	Ce4040	Co2286	Cr2677	Cu3247	Fe2599	K_7664	Li6707	Mg2790	Mn2576
Units	ppm	ppm	ppm	ppm	ppm	ppm	ppm	ppm	ppm
Avg	**-.0005**	**-.0000**	**-.0000**	**.0003**	F **.0180**	**.0764**	**.0023**	**-.0040**	**.0001**
Stddev	.0011	.0002	.0003	.0002	.0165	.0688	.0011	.0466	.0000
%RSD	222.1	1417.	2230.	60.84	92.10	90.15	49.55	1153.	68.21
#1	-.0007	-.0000	.0004	.0005	.0241	.0631	.0010	-.0162	.0001
#2	-.0015	-.0002	-.0002	.0002	-.0008	.0151	.0030	.0474	.0000
#3	.0007	.0002	-.0002	.0002	.0306	.1509	.0029	-.0433	.0000
Check ?	None	Chk Pass	Chk Pass	Chk Pass	Chk Fail	Chk Pass	Chk Pass	Chk Pass	Chk Pass
High Limit					.0175				
Low Limit					-.0175				

Elem	Mo2020	Na5895	Ni2316	P_1774	Pb2203	S_1820	Sb2068	Se1960	Si2124
Units	ppm	ppm	ppm	ppm	ppm	ppm	ppm	ppm	ppm
Avg	**.0003**	**.0406**	**.0004**	**.0009**	**.0001**	**.0002**	**-.0002**	**.0015**	**.0014**
Stddev	.0001	.0089	.0004	.0014	.0007	.0025	.0013	.0015	.0011
%RSD	29.06	21.95	91.45	143.5	1009.	1252.	744.0	98.90	79.62
#1	.0004	.0336	.0003	-.0003	.0008	-.0009	-.0002	.0001	.0027
#2	.0002	.0506	.0009	.0024	-.0006	-.0015	-.0015	.0015	.0005
#3	.0003	.0376	.0002	.0007	-.0000	.0030	.0011	.0031	.0010
Check ?	Chk Pass	Chk Pass	Chk Pass	Chk Pass	Chk Pass	Chk Pass	Chk Pass	Chk Pass	Chk Pass
High Limit									
Low Limit									

Zoom In Zoom Out

Sample Name: ccb Acquired: 8/19/2021 15:17:46 Type: QC
Method: SGS NO VALVE3(v193) Mode: CONC Corr. Factor: 1.000000
User: admin Custom ID1: Custom ID2: Custom ID3:
Comment:

Elem	Sn1899	Sr4077	Ti3349	Tl1908	V_2924	W_2079	Zn2062	Zr3391
Units	ppm	ppm	ppm	ppm	ppm	ppm	ppm	ppm
Avg	**-.0003**	**.0001**	**.0004**	F **.0053**	**-.0001**	**.0006**	**-.0014**	**-.0000**
Stddev	.0005	.0001	.0005	.0033	.0002	.0009	.0001	.0001
%RSD	181.7	154.2	131.4	61.85	183.5	142.3	5.826	342.8
#1	-.0007	.0000	.0005	.0090	.0000	.0016	-.0015	.0000
#2	-.0006	.0000	-.0002	.0039	-.0000	-.0003	-.0015	.0000
#3	.0003	.0003	.0009	.0029	-.0003	.0006	-.0013	-.0001
Check ?	Chk Pass	Chk Pass	Chk Pass	Chk Fail	Chk Pass	Chk Pass	Chk Pass	Chk Pass
High Limit				.0020				
Low Limit				-.0020				

Int. Std.	In2306	Y_3600	Y_3710	Y_2243
Units	Cts/S	Cts/S	Cts/S	Cts/S
Avg	**4999.2**	**56537.**	**1455.7**	**1954.2**
Stddev	6.7	62.	35.4	5.0
%RSD	.13446	.10995	2.4330	.25642
#1	4992.3	56538.	1477.9	1948.8
#2	4999.4	56599.	1414.8	1955.0
#3	5005.8	56475.	1474.2	1958.8

Zoom In Zoom Out

Sample Name: mp28069-ps1 Acquired: 8/19/2021 15:23:01 Type: Unk
Method: SGS NO VALVE3(v193) Mode: CONC Corr. Factor: 1.000000
User: admin Custom ID1: Custom ID2: Custom ID3:
Comment:

Elem	Ag3280	Al3961	As1890	B_2089	Ba4554	Be3130	Bi2230	Ca3179	Cd2288
Units	ppm	ppm	ppm	ppm	ppm	ppm	ppm	ppm	ppm
Avg	**.2317**	**52.21**	**1.831**	**1.909**	**1.958**	**1.900**	**.1610**	**25.93**	**1.901**
Stddev	.0003	.11	.002	.004	.005	.007	.0032	.06	.002
%RSD	.1436	.2081	.0945	.2236	.2578	.3459	2.003	.2275	.1260
#1	.2319	52.14	1.832	1.910	1.953	1.892	.1573	25.86	1.900
#2	.2319	52.15	1.832	1.905	1.960	1.903	.1628	25.96	1.898
#3	.2314	52.33	1.829	1.914	1.962	1.903	.1629	25.97	1.903

Elem	Ce4040	Co2286	Cr2677	Cu3247	Fe2599	K_7664	Li6707	Mg2790	Mn2576
Units	ppm	ppm	ppm	ppm	ppm	ppm	ppm	ppm	ppm
Avg	**.2329**	**1.936**	**2.047**	**2.011**	**133.5**	**24.63**	**.0067**	**25.10**	**2.054**
Stddev	.0004	.002	.002	.003	.2	.05	.0024	.03	.002
%RSD	.1797	.1089	.1036	.1354	.1693	.2036	36.68	.1190	.0991
#1	.2331	1.934	2.045	2.014	133.3	24.61	.0087	25.09	2.053
#2	.2331	1.935	2.045	2.009	133.5	24.59	.0040	25.08	2.052
#3	.2324	1.938	2.049	2.011	133.7	24.68	.0073	25.14	2.056

Elem	Mo2020	Na5895	Ni2316	P_1774	Pb2203	S_1820	Sb2068	Se1960	Si2124
Units	ppm	ppm	ppm	ppm	ppm	ppm	ppm	ppm	ppm
Avg	**1.828**	**23.94**	**1.989**	**3.024**	**1.987**	**.3972**	**1.825**	**1.897**	**1.319**
Stddev	.002	.06	.001	.002	.002	.0022	.005	.006	.002
%RSD	.1319	.2479	.0711	.0758	.0985	.5520	.2654	.3368	.1752
#1	1.828	23.88	1.988	3.024	1.988	.3950	1.822	1.895	1.321
#2	1.825	23.93	1.991	3.022	1.985	.3994	1.823	1.892	1.316
#3	1.830	24.00	1.988	3.026	1.988	.3971	1.831	1.904	1.320

Elem	Sn1899	Sr4077	Ti3349	Tl1908	V_2924	W_2079	Zn2062	Zr3391
Units	ppm	ppm	ppm	ppm	ppm	ppm	ppm	ppm
Avg	**1.863**	**1.916**	**3.199**	**1.967**	**1.973**	**1.672**	**1.983**	**2.288**
Stddev	.002	.005	.002	.005	.001	.013	.002	.000
%RSD	.0902	.2402	.0710	.2777	.0256	.7544	.1065	.0083
#1	1.863	1.911	3.200	1.963	1.972	1.663	1.985	2.288
#2	1.861	1.916	3.197	1.964	1.973	1.667	1.983	2.288
#3	1.864	1.920	3.201	1.973	1.973	1.686	1.981	2.288

Zoom In Zoom Out

Sample Name: mp28069-ps1 Acquired: 8/19/2021 15:23:01 Type: Unk
Method: SGS NO VALVE3(v193) Mode: CONC Corr. Factor: 1.000000
User: admin Custom ID1: Custom ID2: Custom ID3:
Comment:

Int. Std.	In2306	Y_3600	Y_3710	Y_2243
Units	Cts/S	Cts/S	Cts/S	Cts/S
Avg	**5027.2**	**56310.**	**1513.8**	**1939.3**
Stddev	1.2	111.	4.8	2.4
%RSD	.02422	.19700	.31830	.12164
#1	5026.4	56335.	1514.9	1936.6
#2	5026.6	56405.	1517.9	1941.1
#3	5028.6	56188.	1508.5	1940.1

Zoom In Zoom Out

Sample Name: mp28149-s1 Acquired: 8/19/2021 15:27:50 Type: Unk
Method: SGS NO VALVE3(v193) Mode: CONC Corr. Factor: 5.000000
User: admin Custom ID1: Custom ID2: Custom ID3:
Comment:

Elem	Ag3280	Al3961	As1890	B_2089	Ba4554	Be3130	Bi2230	Ca3179	Cd2288
Units	ppm	ppm	ppm	ppm	ppm	ppm	ppm	ppm	ppm
Avg	**.2381**	**25.64**	**1.943**	**2.075**	**2.098**	**2.040**	**.1313**	**185.6**	**2.005**
Stddev	.0018	.17	.009	.007	.008	.003	.0040	.6	.004
%RSD	.7559	.6560	.4678	.3270	.3670	.1271	3.049	.2988	.1749
#1	.2361	25.81	1.945	2.082	2.105	2.040	.1345	186.1	2.004
#2	.2396	25.63	1.933	2.074	2.090	2.042	.1325	185.6	2.009
#3	.2387	25.47	1.951	2.069	2.099	2.037	.1268	185.0	2.002

Elem	Ce4040	Co2286	Cr2677	Cu3247	Fe2599	K_7664	Li6707	Mg2790	Mn2576
Units	ppm	ppm	ppm	ppm	ppm	ppm	ppm	ppm	ppm
Avg	**.0064**	**2.089**	**2.007**	**1.937**	**26.44**	**29.18**	**.0132**	**40.93**	**3.468**
Stddev	.0071	.004	.005	.007	.14	.26	.0051	.37	.012
%RSD	110.2	.2029	.2274	.3421	.5423	.8892	38.58	.9114	.3327
#1	.0086	2.085	2.012	1.932	26.39	29.25	.0176	41.32	3.463
#2	.0121	2.090	2.002	1.934	26.60	29.39	.0145	40.90	3.460
#3	-.0015	2.093	2.008	1.944	26.32	28.89	.0076	40.57	3.481

Elem	Mo2020	Na5895	Ni2316	P_1774	Pb2203	S_1820	Sb2068	Se1960	Si2124
Units	ppm	ppm	ppm	ppm	ppm	ppm	ppm	ppm	ppm
Avg	**2.007**	**262.3**	**2.132**	**2.063**	**2.103**	**48.14**	**1.936**	**1.998**	**7.704**
Stddev	.005	.6	.005	.006	.005	.08	.002	.006	.012
%RSD	.2748	.2199	.2326	.2865	.2541	.1608	.1198	.3032	.1518
#1	2.010	262.6	2.134	2.057	2.109	48.13	1.939	1.991	7.707
#2	2.011	262.6	2.136	2.068	2.102	48.23	1.935	2.002	7.713
#3	2.001	261.6	2.126	2.065	2.099	48.07	1.934	2.001	7.691

Elem	Sn1899	Sr4077	Ti3349	Tl1908	V_2924	W_2079	Zn2062	Zr3391
Units	ppm	ppm	ppm	ppm	ppm	ppm	ppm	ppm
Avg	**2.004**	**2.367**	**1.964**	**2.114**	**1.990**	**2.139**	**2.056**	**1.950**
Stddev	.006	.006	.010	.009	.004	.017	.002	.007
%RSD	.3084	.2507	.4934	.4235	.2085	.7935	.1181	.3774
#1	2.009	2.371	1.964	2.115	1.991	2.158	2.056	1.947
#2	2.007	2.369	1.954	2.105	1.986	2.134	2.058	1.945
#3	1.997	2.360	1.974	2.123	1.994	2.125	2.053	1.958

Zoom In Zoom Out

Sample Name: mp28149-s1 Acquired: 8/19/2021 15:27:50 Type: Unk
Method: SGS NO VALVE3(v193) Mode: CONC Corr. Factor: 5.000000
User: admin Custom ID1: Custom ID2: Custom ID3:
Comment:

Int. Std.	In2306	Y_3600	Y_3710	Y_2243
Units	Cts/S	Cts/S	Cts/S	Cts/S
Avg	**4853.5**	**55578.**	**1468.1**	**1908.4**
Stddev	11.5	97.	3.7	4.6
%RSD	.23593	.17465	.25534	.24224
#1	4848.6	55665.	1465.0	1907.1
#2	4845.3	55594.	1467.0	1904.5
#3	4866.6	55473.	1472.2	1913.5

Zoom In Zoom Out

Sample Name: mp28149-s2 Acquired: 8/19/2021 15:32:46 Type: Unk
Method: SGS NO VALVE3(v193) Mode: CONC Corr. Factor: 5.000000
User: admin Custom ID1: Custom ID2: Custom ID3:
Comment:

Elem	Ag3280	Al3961	As1890	B_2089	Ba4554	Be3130	Bi2230	Ca3179	Cd2288
Units	ppm	ppm	ppm	ppm	ppm	ppm	ppm	ppm	ppm
Avg	**.2467**	**25.61**	**1.959**	**2.063**	**2.100**	**2.038**	**.1283**	**184.9**	**2.002**
Stddev	.0057	.09	.012	.011	.001	.005	.0143	.1	.005
%RSD	2.322	.3699	.6302	.5357	.0616	.2354	11.14	.0750	.2678
#1	.2440	25.62	1.959	2.070	2.099	2.042	.1227	184.8	2.007
#2	.2427	25.70	1.972	2.068	2.101	2.032	.1176	184.7	2.003
#3	.2532	25.52	1.948	2.050	2.101	2.040	.1445	185.0	1.997

Elem	Ce4040	Co2286	Cr2677	Cu3247	Fe2599	K_7664	Li6707	Mg2790	Mn2576
Units	ppm	ppm	ppm	ppm	ppm	ppm	ppm	ppm	ppm
Avg	**.0214**	**2.097**	**2.057**	**1.979**	**26.30**	**29.31**	**.0176**	**40.87**	**3.542**
Stddev	.0184	.003	.063	.056	.07	.11	.0053	.70	.110
%RSD	85.99	.1286	3.075	2.852	.2503	.3783	30.31	1.714	3.112
#1	.0175	2.095	2.018	1.948	26.35	29.40	.0154	41.65	3.476
#2	.0053	2.100	2.023	1.945	26.32	29.34	.0137	40.30	3.480
#3	.0415	2.097	2.130	2.044	26.22	29.18	.0237	40.66	3.669

Elem	Mo2020	Na5895	Ni2316	P_1774	Pb2203	S_1820	Sb2068	Se1960	Si2124
Units	ppm	ppm	ppm	ppm	ppm	ppm	ppm	ppm	ppm
Avg	**2.006**	**261.0**	**2.131**	**2.062**	**2.118**	**48.11**	**1.936**	**1.990**	**7.662**
Stddev	.003	.6	.001	.005	.003	.12	.001	.006	.036
%RSD	.1674	.2150	.0323	.2332	.1597	.2508	.0663	.3071	.4667
#1	2.009	260.6	2.131	2.063	2.118	48.21	1.938	1.984	7.690
#2	2.007	260.8	2.132	2.066	2.115	48.14	1.935	1.991	7.675
#3	2.002	261.6	2.130	2.057	2.122	47.97	1.936	1.996	7.622

Elem	Sn1899	Sr4077	Ti3349	Tl1908	V_2924	W_2079	Zn2062	Zr3391
Units	ppm	ppm	ppm	ppm	ppm	ppm	ppm	ppm
Avg	**2.004**	**2.364**	**1.987**	**2.140**	**2.033**	**2.059**	**2.152**	**1.988**
Stddev	.002	.002	.057	.006	.059	.011	.003	.060
%RSD	.0874	.0925	2.879	.2752	2.904	.5443	.1447	3.019
#1	2.005	2.363	1.958	2.147	1.999	2.067	2.149	1.954
#2	2.004	2.362	1.950	2.136	1.999	2.065	2.153	1.952
#3	2.002	2.367	2.053	2.138	2.101	2.046	2.155	2.057

Zoom In Zoom Out

Sample Name: mp28149-s2 Acquired: 8/19/2021 15:32:46 Type: Unk
Method: SGS NO VALVE3(v193) Mode: CONC Corr. Factor: 5.000000
User: admin Custom ID1: Custom ID2: Custom ID3:
Comment:

Int. Std.	In2306	Y_3600	Y_3710	Y_2243
Units	Cts/S	Cts/S	Cts/S	Cts/S
Avg	**4932.6**	**54958.**	**1470.4**	**1937.8**
Stddev	13.6	1414.	5.7	7.8
%RSD	.27525	2.5726	.38689	.40032
#1	4918.3	55727.	1476.5	1929.8
#2	4934.1	55820.	1465.2	1938.4
#3	4945.3	53326.	1469.5	1945.3

Zoom In Zoom Out

Sample Name: jd30006-1 Acquired: 8/19/2021 15:37:41 Type: Unk
Method: SGS NO VALVE3(v193) Mode: CONC Corr. Factor: 5.000000
User: admin Custom ID1: Custom ID2: Custom ID3:
Comment:

Elem	Ag3280	Al3961	As1890	B_2089	Ba4554	Be3130	Bi2230	Ca3179	Cd2288
Units	ppm	ppm	ppm	ppm	ppm	ppm	ppm	ppm	ppm
Avg	**-.0007**	**.4575**	**.0045**	**.0801**	**.0857**	**-.0006**	**.0000**	**165.9**	**-.0001**
Stddev	.0008	.0566	.0021	.0018	.0007	.0006	.0030	.5	.0006
%RSD	122.2	12.37	46.11	2.303	.7772	89.97	68460.	.3026	959.4
#1	-.0004	.4936	.0057	.0823	.0864	-.0011	.0023	166.5	-.0007
#2	.0000	.3923	.0021	.0790	.0855	-.0009	-.0034	165.7	.0001
#3	-.0016	.4867	.0056	.0791	.0851	.0000	.0011	165.6	.0004

Elem	Ce4040	Co2286	Cr2677	Cu3247	Fe2599	K_7664	Li6707	Mg2790	Mn2576
Units	ppm	ppm	ppm	ppm	ppm	ppm	ppm	ppm	ppm
Avg	**.0412**	**-.0026**	**.0011**	**.0026**	**.0514**	**4.130**	**.0164**	**15.70**	**1.449**
Stddev	.0193	.0009	.0019	.0002	.0352	.256	.0118	.28	.004
%RSD	46.86	33.78	177.4	7.355	68.35	6.188	71.86	1.785	.2416
#1	.0318	-.0036	.0033	.0024	.0816	3.927	.0028	15.99	1.452
#2	.0284	-.0019	-.0002	.0027	.0599	4.417	.0238	15.43	1.445
#3	.0634	-.0023	.0002	.0027	.0128	4.046	.0227	15.67	1.450

Elem	Mo2020	Na5895	Ni2316	P_1774	Pb2203	S_1820	Sb2068	Se1960	Si2124
Units	ppm	ppm	ppm	ppm	ppm	ppm	ppm	ppm	ppm
Avg	**.0070**	**244.7**	**.0020**	**.0191**	**-.0051**	**49.71**	**-.0046**	**-.0013**	**7.890**
Stddev	.0008	.7	.0005	.0086	.0031	.06	.0050	.0075	.009
%RSD	10.76	.2869	24.52	44.87	61.53	.1153	107.5	572.7	.1157
#1	.0077	245.3	.0014	.0207	-.0058	49.78	-.0081	.0073	7.900
#2	.0062	243.9	.0023	.0099	-.0016	49.69	-.0068	-.0049	7.886
#3	.0071	244.9	.0022	.0268	-.0077	49.67	.0011	-.0064	7.884

Elem	Sn1899	Sr4077	Ti3349	Tl1908	V_2924	W_2079	Zn2062	Zr3391
Units	ppm	ppm	ppm	ppm	ppm	ppm	ppm	ppm
Avg	**-.0074**	**.3477**	**-.0039**	**.0200**	**.0026**	**.0556**	**.0059**	**-.0015**
Stddev	.0027	.0005	.0009	.0040	.0007	.0130	.0016	.0006
%RSD	36.10	.1577	24.26	20.06	25.89	23.33	26.76	39.70
#1	-.0048	.3477	-.0048	.0180	.0030	.0680	.0054	-.0015
#2	-.0073	.3471	-.0029	.0247	.0029	.0566	.0077	-.0009
#3	-.0101	.3482	-.0038	.0174	.0018	.0421	.0046	-.0020

Zoom In Zoom Out

Sample Name: jd30006-1 Acquired: 8/19/2021 15:37:41 Type: Unk
Method: SGS NO VALVE3(v193) Mode: CONC Corr. Factor: 5.000000
User: admin Custom ID1: Custom ID2: Custom ID3:
Comment:

Int. Std.	In2306	Y_3600	Y_3710	Y_2243
Units	Cts/S	Cts/S	Cts/S	Cts/S
Avg	**4891.5**	**55885.**	**1469.5**	**1918.5**
Stddev	5.3	100.	2.7	3.6
%RSD	.10807	.17973	.18403	.18861
#1	4894.3	55843.	1466.9	1921.8
#2	4885.4	56000.	1472.3	1919.0
#3	4894.8	55813.	1469.2	1914.6

Zoom In Zoom Out

Sample Name: mp28149-sd1 Acquired: 8/19/2021 15:42:50 Type: Unk
Method: SGS NO VALVE3(v193) Mode: CONC Corr. Factor: 25.000000
User: admin Custom ID1: Custom ID2: Custom ID3:
Comment:

Elem	Ag3280	Al3961	As1890	B_2089	Ba4554	Be3130	Bi2230	Ca3179	Cd2288
Units	ppm	ppm	ppm	ppm	ppm	ppm	ppm	ppm	ppm
Avg	**-.0078**	**.6507**	**.0079**	**.0986**	**.0889**	**.0013**	**.0082**	**176.2**	**.0040**
Stddev	.0074	.2132	.0065	.0030	.0013	.0076	.0546	.6	.0029
%RSD	94.47	32.76	82.31	3.054	1.487	609.8	667.1	.3277	70.55
#1	-.0115	.6273	.0152	.1020	.0877	-.0060	-.0212	175.6	.0008
#2	-.0127	.8746	.0059	.0962	.0903	.0005	.0712	176.8	.0061
#3	.0007	.4501	.0027	.0975	.0887	.0092	-.0255	176.3	.0053

Elem	Ce4040	Co2286	Cr2677	Cu3247	Fe2599	K_7664	Li6707	Mg2790	Mn2576
Units	ppm	ppm	ppm	ppm	ppm	ppm	ppm	ppm	ppm
Avg	**-.0104**	**-.0020**	**-.0023**	**.0136**	**.1296**	**4.569**	**-.0005**	**15.59**	**1.560**
Stddev	.0778	.0048	.0074	.0067	.5366	.616	.0558	2.75	.002
%RSD	746.6	235.1	317.7	49.40	413.9	13.49	11900.	17.66	.1536
#1	-.0076	-.0068	-.0029	.0130	-.4784	4.725	-.0013	14.03	1.562
#2	-.0896	-.0020	.0053	.0205	.5367	3.890	-.0558	13.97	1.557
#3	.0660	.0027	-.0094	.0072	.3306	5.092	.0557	18.77	1.562

Elem	Mo2020	Na5895	Ni2316	P_1774	Pb2203	S_1820	Sb2068	Se1960	Si2124
Units	ppm	ppm	ppm	ppm	ppm	ppm	ppm	ppm	ppm
Avg	**.0188**	**260.9**	**.0010**	**.0263**	**.0227**	**51.95**	**.0076**	**.0189**	**8.323**
Stddev	.0017	.9	.0023	.0198	.0147	.21	.0075	.0131	.004
%RSD	9.269	.3511	232.5	75.52	64.94	.4133	98.96	69.22	.0429
#1	.0188	260.9	-.0016	.0240	.0229	51.74	.0022	.0141	8.326
#2	.0170	261.8	.0019	.0472	.0373	52.17	.0162	.0338	8.324
#3	.0205	260.0	.0026	.0077	.0079	51.94	.0044	.0089	8.319

Elem	Sn1899	Sr4077	Ti3349	Tl1908	V_2924	W_2079	Zn2062	Zr3391
Units	ppm	ppm	ppm	ppm	ppm	ppm	ppm	ppm
Avg	**.0106**	**.3653**	**-.0100**	**-.0150**	**.0070**	**.2083**	**-.0040**	**-.0009**
Stddev	.0182	.0023	.0172	.0551	.0033	.0217	.0054	.0065
%RSD	171.6	.6303	172.4	367.1	47.37	10.40	136.5	747.6
#1	-.0069	.3641	-.0000	-.0775	.0091	.2095	-.0025	-.0031
#2	.0294	.3680	-.0001	.0263	.0088	.1860	.0005	.0064
#3	.0093	.3639	-.0298	.0062	.0032	.2293	-.0100	-.0059

Zoom In Zoom Out

Sample Name: mp28149-sd1 Acquired: 8/19/2021 15:42:50 Type: Unk
Method: SGS NO VALVE3(v193) Mode: CONC Corr. Factor: 25.000000
User: admin Custom ID1: Custom ID2: Custom ID3:
Comment:

Int. Std.	In2306	Y_3600	Y_3710	Y_2243
Units	Cts/S	Cts/S	Cts/S	Cts/S
Avg	**4965.1**	**56022.**	**1473.7**	**1940.5**
Stddev	2.8	54.	8.7	1.1
%RSD	.05733	.09608	.58785	.05701
#1	4967.5	55990.	1470.8	1941.1
#2	4961.9	55991.	1466.9	1939.2
#3	4965.9	56084.	1483.5	1941.1

Zoom In Zoom Out

Sample Name: jd30006-2 Acquired: 8/19/2021 15:48:00 Type: Unk
Method: SGS NO VALVE3(v193) Mode: CONC Corr. Factor: 5.000000
User: admin Custom ID1: Custom ID2: Custom ID3:
Comment:

Elem	Ag3280	Al3961	As1890	B_2089	Ba4554	Be3130	Bi2230	Ca3179	Cd2288
Units	ppm	ppm	ppm	ppm	ppm	ppm	ppm	ppm	ppm
Avg	**-.0006**	**.2552**	**.0045**	**.0954**	**.1154**	**-.0009**	**.0079**	**165.7**	**-.0006**
Stddev	.0011	.0679	.0038	.0001	.0016	.0009	.0025	.5	.0017
%RSD	187.3	26.62	85.10	.1379	1.349	100.5	32.06	.2988	262.4
#1	-.0017	.2133	.0040	.0953	.1171	-.0013	.0067	166.2	.0013
#2	.0005	.2189	.0009	.0955	.1139	-.0014	.0108	165.2	-.0018
#3	-.0005	.3336	.0085	.0955	.1153	.0001	.0062	165.8	-.0014

Elem	Ce4040	Co2286	Cr2677	Cu3247	Fe2599	K_7664	Li6707	Mg2790	Mn2576
Units	ppm	ppm	ppm	ppm	ppm	ppm	ppm	ppm	ppm
Avg	**.0358**	**-.0017**	**-.0005**	**.0036**	**.0818**	**3.649**	**.0142**	**16.03**	**.7058**
Stddev	.0134	.0011	.0009	.0005	.0997	.267	.0036	.67	.0015
%RSD	37.47	63.02	177.8	15.01	121.9	7.313	25.09	4.186	.2074
#1	.0511	-.0012	-.0015	.0030	-.0098	3.718	.0135	16.30	.7073
#2	.0262	-.0029	-.0001	.0036	.0672	3.354	.0110	15.26	.7058
#3	.0300	-.0009	.0001	.0041	.1879	3.875	.0180	16.52	.7043

Elem	Mo2020	Na5895	Ni2316	P_1774	Pb2203	S_1820	Sb2068	Se1960	Si2124
Units	ppm	ppm	ppm	ppm	ppm	ppm	ppm	ppm	ppm
Avg	**.0166**	**237.9**	**.0025**	**.3214**	**.0018**	**46.95**	**.0021**	**-.0017**	**7.367**
Stddev	.0011	.7	.0015	.0037	.0023	.03	.0025	.0138	.014
%RSD	6.731	.2809	59.10	1.146	131.5	.0543	117.9	834.2	.1954
#1	.0158	238.5	.0038	.3185	.0044	46.98	.0012	-.0129	7.383
#2	.0179	237.2	.0009	.3255	.0008	46.93	.0002	-.0059	7.362
#3	.0161	238.0	.0027	.3201	.0001	46.95	.0048	.0138	7.356

Elem	Sn1899	Sr4077	Ti3349	Tl1908	V_2924	W_2079	Zn2062	Zr3391
Units	ppm	ppm	ppm	ppm	ppm	ppm	ppm	ppm
Avg	**-.0055**	**.3522**	**-.0018**	**.0101**	**.0010**	**.0352**	**-.0013**	**-.0029**
Stddev	.0025	.0006	.0017	.0032	.0007	.0040	.0005	.0003
%RSD	45.25	.1822	93.31	31.37	65.03	11.42	42.29	9.699
#1	-.0031	.3525	-.0034	.0067	.0014	.0336	-.0019	-.0028
#2	-.0081	.3528	-.0000	.0105	.0015	.0323	-.0009	-.0033
#3	-.0053	.3515	-.0020	.0130	.0003	.0398	-.0010	-.0028

Zoom In Zoom Out

Sample Name: jd30006-2 Acquired: 8/19/2021 15:48:00 Type: Unk
Method: SGS NO VALVE3(v193) Mode: CONC Corr. Factor: 5.000000
User: admin Custom ID1: Custom ID2: Custom ID3:
Comment:

Int. Std.	In2306	Y_3600	Y_3710	Y_2243
Units	Cts/S	Cts/S	Cts/S	Cts/S
Avg	**4865.6**	**55740.**	**1462.2**	**1912.2**
Stddev	2.4	107.	8.6	1.7
%RSD	.04868	.19157	.58819	.08749
#1	4866.4	55861.	1463.5	1913.0
#2	4863.0	55657.	1470.1	1910.3
#3	4867.5	55703.	1453.0	1913.4

Zoom In Zoom Out

Sample Name: jd30006-3 Acquired: 8/19/2021 15:53:09 Type: Unk
Method: SGS NO VALVE3(v193) Mode: CONC Corr. Factor: 5.000000
User: admin Custom ID1: Custom ID2: Custom ID3:
Comment:

Elem	Ag3280	Al3961	As1890	B_2089	Ba4554	Be3130	Bi2230	Ca3179	Cd2288
Units	ppm	ppm	ppm	ppm	ppm	ppm	ppm	ppm	ppm
Avg	**-.0021**	**.1800**	**.0086**	**.1588**	**.1520**	**-.0007**	**-.0006**	**169.2**	**-.0004**
Stddev	.0006	.0640	.0031	.0024	.0026	.0004	.0075	1.1	.0012
%RSD	27.41	35.57	36.12	1.523	1.682	57.04	1202.	.6572	288.3
#1	-.0026	.1063	.0055	.1608	.1517	-.0003	-.0059	170.4	.0009
#2	-.0015	.2218	.0087	.1561	.1496	-.0010	.0079	169.0	-.0007
#3	-.0024	.2120	.0117	.1594	.1546	-.0008	-.0039	168.2	-.0015

Elem	Ce4040	Co2286	Cr2677	Cu3247	Fe2599	K_7664	Li6707	Mg2790	Mn2576
Units	ppm	ppm	ppm	ppm	ppm	ppm	ppm	ppm	ppm
Avg	**.0168**	**-.0009**	**-.0001**	**.0035**	**.0165**	**3.983**	**.0016**	**16.88**	**.1532**
Stddev	.0103	.0007	.0012	.0013	.0708	.028	.0044	.49	.0019
%RSD	61.20	74.11	955.6	37.57	429.5	.6942	263.9	2.898	1.267
#1	.0286	-.0013	-.0008	.0025	-.0560	3.951	.0066	17.44	.1549
#2	.0106	-.0014	-.0008	.0030	.0853	3.995	-.0001	16.54	.1536
#3	.0111	-.0001	.0012	.0050	.0201	4.002	-.0016	16.65	.1511

Elem	Mo2020	Na5895	Ni2316	P_1774	Pb2203	S_1820	Sb2068	Se1960	Si2124
Units	ppm	ppm	ppm	ppm	ppm	ppm	ppm	ppm	ppm
Avg	**.0512**	**241.9**	**.0013**	**.5769**	**-.0030**	**47.52**	**.0056**	**-.0047**	**6.771**
Stddev	.0015	.9	.0014	.0032	.0035	.32	.0076	.0070	.041
%RSD	2.863	.3825	112.7	.5480	115.9	.6733	137.3	149.1	.6060
#1	.0497	242.8	.0023	.5777	-.0001	47.89	.0041	.0033	6.816
#2	.0526	241.9	.0019	.5796	-.0068	47.37	-.0012	-.0095	6.760
#3	.0514	240.9	-.0004	.5735	-.0020	47.30	.0138	-.0079	6.736

Elem	Sn1899	Sr4077	Ti3349	Tl1908	V_2924	W_2079	Zn2062	Zr3391
Units	ppm	ppm	ppm	ppm	ppm	ppm	ppm	ppm
Avg	**-.0082**	**.3735**	**-.0014**	**-.0020**	**-.0005**	**.0298**	**.0024**	**-.0024**
Stddev	.0045	.0022	.0017	.0036	.0010	.0045	.0009	.0008
%RSD	54.85	.5932	124.3	183.4	212.3	15.00	36.81	33.73
#1	-.0093	.3747	-.0011	.0000	-.0008	.0340	.0026	-.0029
#2	-.0032	.3749	.0002	.0002	-.0012	.0302	.0014	-.0014
#3	-.0120	.3710	-.0033	-.0061	.0007	.0251	.0031	-.0028

Zoom In Zoom Out

Sample Name: jd30006-3 Acquired: 8/19/2021 15:53:09 Type: Unk
Method: SGS NO VALVE3(v193) Mode: CONC Corr. Factor: 5.000000
User: admin Custom ID1: Custom ID2: Custom ID3:
Comment:

Int. Std.	In2306	Y_3600	Y_3710	Y_2243
Units	Cts/S	Cts/S	Cts/S	Cts/S
Avg	**4880.3**	**55685.**	**1458.8**	**1917.5**
Stddev	10.5	391.	6.0	3.5
%RSD	.21433	.70273	.41042	.18081
#1	4871.8	55428.	1465.6	1915.4
#2	4892.0	55491.	1456.5	1921.5
#3	4877.2	56135.	1454.3	1915.7

Zoom In Zoom Out

Sample Name: jd30006-5 Acquired: 8/19/2021 15:58:19 Type: Unk
Method: SGS NO VALVE3(v193) Mode: CONC Corr. Factor: 10.000000
User: admin Custom ID1: Custom ID2: Custom ID3:
Comment:

Elem	Ag3280	Al3961	As1890	B_2089	Ba4554	Be3130	Bi2230	Ca3179	Cd2288
Units	ppm	ppm	ppm	ppm	ppm	ppm	ppm	ppm	ppm
Avg	**.0005**	**.2017**	**.0101**	**.1172**	**.2386**	**-.0033**	**.0146**	**254.8**	**-.0026**
Stddev	.0032	.2869	.0079	.0088	.0044	.0009	.0194	1.2	.0007
%RSD	612.3	142.2	78.11	7.502	1.840	27.38	133.2	.4646	25.53
#1	.0024	.0943	.0171	.1255	.2409	-.0038	-.0075	256.1	-.0018
#2	-.0032	-.0160	.0117	.1080	.2335	-.0023	.0290	253.8	-.0030
#3	.0024	.5269	.0015	.1181	.2414	-.0039	.0222	254.4	-.0029

Elem	Ce4040	Co2286	Cr2677	Cu3247	Fe2599	K_7664	Li6707	Mg2790	Mn2576
Units	ppm	ppm	ppm	ppm	ppm	ppm	ppm	ppm	ppm
Avg	**.0235**	**-.0031**	**.0011**	**.0071**	**.0643**	**3.666**	**-.0019**	**18.38**	**.0075**
Stddev	.0180	.0023	.0031	.0015	.1053	.620	.0068	.85	.0003
%RSD	76.65	73.60	282.7	21.24	163.7	16.91	362.8	4.626	4.490
#1	.0426	-.0007	.0026	.0084	-.0558	4.380	-.0022	19.26	.0075
#2	.0210	-.0053	-.0025	.0076	.1081	3.278	.0051	18.31	.0078
#3	.0069	-.0033	.0032	.0055	.1407	3.339	-.0085	17.57	.0071

Elem	Mo2020	Na5895	Ni2316	P_1774	Pb2203	S_1820	Sb2068	Se1960	Si2124
Units	ppm	ppm	ppm	ppm	ppm	ppm	ppm	ppm	ppm
Avg	**.0039**	**959.6**	**.0105**	**.0029**	**-.0000**	**49.22**	**-.0138**	**.0038**	**6.655**
Stddev	.0026	3.5	.0007	.0114	.0078	.17	.0018	.0099	.023
%RSD	66.17	.3627	7.157	395.4	16270.	.3353	13.02	257.7	.3500
#1	.0036	961.9	.0099	.0122	.0046	49.41	-.0137	.0110	6.680
#2	.0066	955.6	.0113	-.0098	.0043	49.12	-.0157	-.0074	6.651
#3	.0015	961.4	.0102	.0062	-.0090	49.13	-.0121	.0080	6.634

Elem	Sn1899	Sr4077	Ti3349	Tl1908	V_2924	W_2079	Zn2062	Zr3391
Units	ppm	ppm	ppm	ppm	ppm	ppm	ppm	ppm
Avg	**-.0100**	**.6017**	**-.0111**	**.0070**	**.0011**	**.0518**	**-.0010**	**-.0026**
Stddev	.0046	.0070	.0031	.0270	.0017	.0032	.0003	.0008
%RSD	45.83	1.162	27.55	385.0	145.1	6.257	29.51	32.16
#1	-.0135	.6043	-.0142	-.0062	.0013	.0481	-.0014	-.0034
#2	-.0117	.5938	-.0081	-.0109	.0027	.0540	-.0009	-.0027
#3	-.0048	.6071	-.0110	.0381	-.0006	.0534	-.0008	-.0017

Zoom In Zoom Out

Sample Name: jd30006-5 Acquired: 8/19/2021 15:58:19 Type: Unk
Method: SGS NO VALVE3(v193) Mode: CONC Corr. Factor: 10.000000
User: admin Custom ID1: Custom ID2: Custom ID3:
Comment:

Int. Std.	In2306	Y_3600	Y_3710	Y_2243
Units	Cts/S	Cts/S	Cts/S	Cts/S
Avg	**4819.4**	**55629.**	**1460.8**	**1903.6**
Stddev	7.2	229.	9.0	4.6
%RSD	.14961	.41250	.61367	.24059
#1	4812.3	55372.	1460.2	1900.5
#2	4826.7	55700.	1470.1	1908.8
#3	4819.3	55814.	1452.2	1901.3

Zoom In Zoom Out

Sample Name: jd30006-7 Acquired: 8/19/2021 16:03:32 Type: Unk
Method: SGS NO VALVE3(v193) Mode: CONC Corr. Factor: 5.000000
User: admin Custom ID1: Custom ID2: Custom ID3:
Comment:

Elem	Ag3280	Al3961	As1890	B_2089	Ba4554	Be3130	Bi2230	Ca3179	Cd2288
Units	ppm	ppm	ppm	ppm	ppm	ppm	ppm	ppm	ppm
Avg	**-.0013**	**.0548**	**.0021**	**.0643**	**.0361**	**-.0006**	**.0091**	**75.61**	**.0002**
Stddev	.0020	.1014	.0099	.0032	.0034	.0007	.0069	.20	.0001
%RSD	151.7	185.1	474.4	4.922	9.309	121.3	75.81	.2694	54.15
#1	-.0025	.1160	.0002	.0664	.0394	-.0012	.0168	75.45	.0001
#2	.0010	-.0622	.0128	.0606	.0327	-.0008	.0073	75.84	.0004
#3	-.0025	.1105	-.0067	.0658	.0362	.0002	.0033	75.53	.0002

Elem	Ce4040	Co2286	Cr2677	Cu3247	Fe2599	K_7664	Li6707	Mg2790	Mn2576
Units	ppm	ppm	ppm	ppm	ppm	ppm	ppm	ppm	ppm
Avg	**.0207**	**-.0002**	**.0021**	**.0075**	**.0174**	**5.870**	**.0078**	**5.264**	**1.597**
Stddev	.0078	.0009	.0004	.0011	.0814	.198	.0116	.774	.004
%RSD	37.79	371.2	18.45	13.94	467.9	3.373	149.7	14.70	.2199
#1	.0171	-.0004	.0025	.0087	-.0648	5.771	.0186	4.928	1.596
#2	.0153	-.0010	.0018	.0068	.0191	5.741	.0092	4.714	1.594
#3	.0296	.0007	.0019	.0070	.0979	6.098	-.0045	6.148	1.601

Elem	Mo2020	Na5895	Ni2316	P_1774	Pb2203	S_1820	Sb2068	Se1960	Si2124
Units	ppm	ppm	ppm	ppm	ppm	ppm	ppm	ppm	ppm
Avg	**.0034**	**222.4**	**.0018**	**.0212**	**.0002**	**60.31**	**.0006**	**.0059**	**8.015**
Stddev	.0007	.2	.0021	.0047	.0028	.47	.0142	.0104	.069
%RSD	20.64	.0696	115.9	22.28	1250.	.7845	2200.	175.6	.8548
#1	.0036	222.5	-.0006	.0247	.0017	60.84	-.0125	-.0059	8.092
#2	.0026	222.6	.0033	.0230	.0020	60.15	.0157	.0135	7.994
#3	.0040	222.3	.0027	.0158	-.0030	59.94	-.0012	.0102	7.960

Elem	Sn1899	Sr4077	Ti3349	Tl1908	V_2924	W_2079	Zn2062	Zr3391
Units	ppm	ppm	ppm	ppm	ppm	ppm	ppm	ppm
Avg	**-.0020**	**.1490**	**-.0027**	**.0040**	**.0006**	**.0168**	**-.0006**	**-.0041**
Stddev	.0012	.0002	.0014	.0152	.0021	.0044	.0005	.0009
%RSD	58.59	.1414	50.30	375.5	333.0	26.49	73.28	20.95
#1	-.0009	.1491	-.0011	.0035	.0026	.0218	-.0007	-.0033
#2	-.0020	.1492	-.0034	-.0109	.0009	.0155	-.0002	-.0040
#3	-.0032	.1488	-.0036	.0195	-.0016	.0132	-.0011	-.0050

Zoom In Zoom Out

Sample Name: jd30006-7 Acquired: 8/19/2021 16:03:32 Type: Unk
Method: SGS NO VALVE3(v193) Mode: CONC Corr. Factor: 5.000000
User: admin Custom ID1: Custom ID2: Custom ID3:
Comment:

Int. Std.	In2306	Y_3600	Y_3710	Y_2243
Units	Cts/S	Cts/S	Cts/S	Cts/S
Avg	**4899.0**	**56034.**	**1466.4**	**1926.3**
Stddev	10.0	132.	7.0	4.5
%RSD	.20374	.23490	.48017	.23161
#1	4896.4	56175.	1472.1	1925.9
#2	4910.0	56014.	1468.5	1931.0
#3	4890.5	55914.	1458.5	1922.1

Zoom In Zoom Out

Sample Name: ccv Acquired: 8/19/2021 16:08:44 Type: QC
Method: SGS NO VALVE3(v193) Mode: CONC Corr. Factor: 1.000000
User: admin Custom ID1: Custom ID2: Custom ID3:
Comment:

Elem	Ag3280	Al3961	As1890	B_2089	Ba4554	Be3130	Bi2230	Ca3179	Cd2288
Units	ppm	ppm	ppm	ppm	ppm	ppm	ppm	ppm	ppm
Avg	**.2469**	**40.47**	**1.971**	**1.993**	**2.044**	**2.055**	**1.975**	**41.20**	**1.989**
Stddev	.0001	1.48	.004	.005	.074	.074	.003	1.56	.003
%RSD	.0470	3.655	.2099	.2429	3.642	3.619	.1346	3.777	.1483
#1	.2469	42.18	1.972	1.989	2.129	2.141	1.976	42.99	1.988
#2	.2470	39.53	1.975	1.999	1.997	2.008	1.977	40.15	1.992
#3	.2467	39.71	1.966	1.992	2.004	2.017	1.972	40.45	1.986
Check ?	Chk Pass	Chk Pass	Chk Pass	Chk Pass	Chk Pass	Chk Pass	Chk Pass	Chk Pass	Chk Pass
Value									
Range									

Elem	Ce4040	Co2286	Cr2677	Cu3247	Fe2599	K_7664	Li6707	Mg2790	Mn2576
Units	ppm	ppm	ppm	ppm	ppm	ppm	ppm	ppm	ppm
Avg	**1.947**	**2.038**	**2.026**	**1.974**	**41.07**	**39.98**	**1.919**	**41.02**	**2.060**
Stddev	.004	.001	.008	.003	1.43	1.44	.070	1.75	.003
%RSD	.2092	.0589	.3882	.1587	3.478	3.593	3.668	4.267	.1635
#1	1.951	2.038	2.031	1.977	42.72	41.63	2.000	43.04	2.063
#2	1.943	2.039	2.017	1.971	40.16	39.07	1.873	40.11	2.057
#3	1.947	2.037	2.030	1.974	40.33	39.23	1.884	39.91	2.058
Check ?	Chk Pass	Chk Pass	Chk Pass	Chk Pass	Chk Pass	Chk Pass	Chk Pass	Chk Pass	Chk Pass
Value									
Range									

Elem	Mo2020	Na5895	Ni2316	P_1774	Pb2203	S_1820	Sb2068	Se1960	Si2124
Units	ppm	ppm	ppm	ppm	ppm	ppm	ppm	ppm	ppm
Avg	**1.998**	**39.81**	**2.071**	**2.024**	**2.063**	**1.944**	**1.970**	**1.969**	**4.946**
Stddev	.002	1.44	.004	.004	.003	.003	.003	.004	.008
%RSD	.0868	3.610	.1723	.2047	.1422	.1287	.1538	.2157	.1548
#1	1.998	41.46	2.071	2.023	2.065	1.947	1.970	1.974	4.941
#2	2.000	38.85	2.074	2.028	2.064	1.945	1.973	1.969	4.955
#3	1.997	39.11	2.067	2.020	2.060	1.942	1.967	1.965	4.942
Check ?	Chk Pass	Chk Pass	Chk Pass	Chk Pass	Chk Pass	Chk Pass	Chk Pass	Chk Pass	Chk Pass
Value									
Range									

Zoom In Zoom Out

Sample Name: ccv Acquired: 8/19/2021 16:08:44 Type: QC
Method: SGS NO VALVE3(v193) Mode: CONC Corr. Factor: 1.000000
User: admin Custom ID1: Custom ID2: Custom ID3:
Comment:

Elem	Sn1899	Sr4077	Ti3349	Tl1908	V_2924	W_2079	Zn2062	Zr3391
Units	ppm	ppm	ppm	ppm	ppm	ppm	ppm	ppm
Avg	**2.014**	**2.059**	**2.024**	**2.052**	**2.004**	**2.000**	**2.017**	**2.004**
Stddev	.003	.072	.003	.001	.005	.004	.002	.002
%RSD	.1413	3.500	.1309	.0580	.2675	.1886	.1207	.1211
#1	2.014	2.142	2.025	2.053	2.009	1.999	2.018	2.007
#2	2.017	2.012	2.021	2.050	1.999	2.004	2.018	2.002
#3	2.011	2.022	2.026	2.052	2.004	1.996	2.014	2.004
Check ?	Chk Pass	Chk Pass	Chk Pass	Chk Pass	Chk Pass	Chk Pass	Chk Pass	Chk Pass
Value								
Range								

Int. Std.	In2306	Y_3600	Y_3710	Y_2243
Units	Cts/S	Cts/S	Cts/S	Cts/S
Avg	**4849.5**	**54608.**	**1424.0**	**1883.6**
Stddev	6.3	56.	44.5	3.4
%RSD	.12899	.10229	3.1255	.17870
#1	4842.4	54552.	1372.7	1880.2
#2	4851.9	54610.	1452.5	1883.8
#3	4854.3	54664.	1446.8	1886.9

Zoom In Zoom Out

Sample Name: ccb Acquired: 8/19/2021 16:13:37 Type: QC
Method: SGS NO VALVE3(v193) Mode: CONC Corr. Factor: 1.000000
User: admin Custom ID1: Custom ID2: Custom ID3:
Comment:

Elem	Ag3280	Al3961	As1890	B_2089	Ba4554	Be3130	Bi2230	Ca3179	Cd2288
Units	ppm	ppm	ppm	ppm	ppm	ppm	ppm	ppm	ppm
Avg	**-.0001**	**.0166**	**.0002**	**.0013**	**.0002**	**-.0003**	**.0016**	**-.0022**	**.0002**
Stddev	.0004	.0066	.0013	.0003	.0004	.0002	.0016	.0038	.0001
%RSD	376.2	39.88	865.1	23.14	185.7	63.64	96.50	173.7	55.02
#1	.0001	.0089	.0003	.0015	.0004	-.0002	.0005	.0010	.0002
#2	-.0006	.0206	.0013	.0015	.0006	-.0005	.0035	-.0065	.0004
#3	.0002	.0201	-.0012	.0010	-.0002	-.0002	.0010	-.0012	.0001
Check ?	Chk Pass	Chk Pass	Chk Pass	Chk Pass	Chk Pass	Chk Pass	Chk Pass	Chk Pass	Chk Pass
High Limit									
Low Limit									

Elem	Ce4040	Co2286	Cr2677	Cu3247	Fe2599	K_7664	Li6707	Mg2790	Mn2576
Units	ppm	ppm	ppm	ppm	ppm	ppm	ppm	ppm	ppm
Avg	**-.0001**	**-.0001**	**-.0000**	**.0002**	**.0092**	**.0405**	**.0013**	**-.0030**	**.0000**
Stddev	.0043	.0002	.0003	.0001	.0227	.0544	.0016	.0595	.0000
%RSD	6465.	212.0	7024.	51.17	246.8	134.2	125.3	1995.	542.7
#1	.0009	.0000	-.0002	.0001	.0137	.0014	.0023	-.0470	.0000
#2	-.0048	.0000	-.0002	.0003	-.0154	.1026	-.0006	-.0266	.0000
#3	.0037	-.0003	.0004	.0002	.0294	.0176	.0020	.0647	-.0000
Check ?	None	Chk Pass	Chk Pass	Chk Pass	Chk Pass	Chk Pass	Chk Pass	Chk Pass	Chk Pass
High Limit									
Low Limit									

Elem	Mo2020	Na5895	Ni2316	P_1774	Pb2203	S_1820	Sb2068	Se1960	Si2124
Units	ppm	ppm	ppm	ppm	ppm	ppm	ppm	ppm	ppm
Avg	**.0006**	**.0093**	**-.0004**	**-.0000**	**-.0002**	**-.0019**	**.0001**	**-.0005**	**-.0003**
Stddev	.0004	.0025	.0001	.0013	.0018	.0033	.0013	.0005	.0008
%RSD	74.66	27.07	17.84	15540.	762.1	175.9	1257.	95.45	269.9
#1	.0003	.0122	-.0003	.0014	-.0020	-.0036	-.0011	-.0004	.0006
#2	.0011	.0074	-.0004	-.0002	.0015	.0019	.0014	-.0011	-.0005
#3	.0004	.0083	-.0004	-.0013	-.0001	-.0038	.0000	-.0001	-.0010
Check ?	Chk Pass	Chk Pass	Chk Pass	Chk Pass	Chk Pass	Chk Pass	Chk Pass	Chk Pass	Chk Pass
High Limit									
Low Limit									

Zoom In Zoom Out

Sample Name: ccb Acquired: 8/19/2021 16:13:37 Type: QC
Method: SGS NO VALVE3(v193) Mode: CONC Corr. Factor: 1.000000
User: admin Custom ID1: Custom ID2: Custom ID3:
Comment:

Elem	Sn1899	Sr4077	Ti3349	Tl1908	V_2924	W_2079	Zn2062	Zr3391
Units	ppm	ppm	ppm	ppm	ppm	ppm	ppm	ppm
Avg	**.0003**	**-.0002**	**-.0003**	F **.0027**	**-.0001**	**.0024**	**-.0014**	**.0002**
Stddev	.0004	.0001	.0001	.0005	.0001	.0012	.0001	.0005
%RSD	145.4	24.96	35.18	20.01	42.84	51.52	7.696	312.7
#1	.0002	-.0002	-.0003	.0032	-.0001	.0025	-.0013	.0005
#2	.0007	-.0002	-.0004	.0027	-.0001	.0036	-.0014	.0004
#3	-.0001	-.0003	-.0002	.0021	-.0002	.0011	-.0016	-.0004
Check ?	Chk Pass	Chk Pass	Chk Pass	Chk Fail	Chk Pass	Chk Pass	Chk Pass	Chk Pass
High Limit				.0020				
Low Limit				-.0020				

Int. Std.	In2306	Y_3600	Y_3710	Y_2243
Units	Cts/S	Cts/S	Cts/S	Cts/S
Avg	**4987.9**	**55993.**	**1470.1**	**1949.5**
Stddev	4.7	159.	5.8	.4
%RSD	.09400	.28392	.39288	.02083
#1	4982.6	56020.	1476.6	1949.9
#2	4991.2	56137.	1465.8	1949.6
#3	4990.1	55823.	1467.8	1949.1

Zoom In Zoom Out

Sample Name: jd30006-8 Acquired: 8/19/2021 16:18:53 Type: Unk
Method: SGS NO VALVE3(v193) Mode: CONC Corr. Factor: 5.000000
User: admin Custom ID1: Custom ID2: Custom ID3:
Comment:

Elem	Ag3280	Al3961	As1890	B_2089	Ba4554	Be3130	Bi2230	Ca3179	Cd2288
Units	ppm	ppm	ppm	ppm	ppm	ppm	ppm	ppm	ppm
Avg	**-.0018**	**.1728**	**.0062**	**.1140**	**.0543**	**-.0003**	**.0042**	**140.5**	**.0003**
Stddev	.0028	.1103	.0075	.0016	.0011	.0004	.0073	.1	.0007
%RSD	160.3	63.84	120.4	1.373	2.005	125.8	175.8	.0922	243.8
#1	-.0024	.1245	-.0016	.1157	.0530	-.0002	.0021	140.6	.0011
#2	-.0042	.2991	.0069	.1136	.0549	.0000	-.0019	140.6	.0001
#3	.0013	.0949	.0134	.1127	.0550	-.0007	.0123	140.4	-.0003

Elem	Ce4040	Co2286	Cr2677	Cu3247	Fe2599	K_7664	Li6707	Mg2790	Mn2576
Units	ppm	ppm	ppm	ppm	ppm	ppm	ppm	ppm	ppm
Avg	**.0173**	**.0002**	**.0002**	**.0076**	**.0300**	**12.15**	**.0148**	**14.82**	**5.005**
Stddev	.0065	.0014	.0011	.0005	.0627	.39	.0089	.45	.001
%RSD	37.38	901.7	447.6	6.574	209.3	3.221	60.11	3.030	.0208
#1	.0242	.0017	-.0006	.0071	-.0370	12.07	.0114	14.64	5.004
#2	.0163	-.0004	-.0001	.0076	.0874	12.57	.0249	14.49	5.006
#3	.0114	-.0009	.0014	.0081	.0395	11.80	.0081	15.33	5.004

Elem	Mo2020	Na5895	Ni2316	P_1774	Pb2203	S_1820	Sb2068	Se1960	Si2124
Units	ppm	ppm	ppm	ppm	ppm	ppm	ppm	ppm	ppm
Avg	**.0014**	**427.0**	**.0010**	**.0662**	**-.0012**	**58.42**	**.0036**	**.0005**	**8.647**
Stddev	.0019	.3	.0017	.0063	.0018	1.04	.0034	.0149	.159
%RSD	138.8	.0623	172.4	9.486	149.8	1.775	95.24	2728.	1.842
#1	.0027	427.0	-.0001	.0667	-.0029	59.60	.0059	-.0143	8.823
#2	.0021	427.3	.0029	.0596	-.0014	57.63	-.0003	.0155	8.513
#3	-.0008	426.8	.0001	.0722	.0007	58.05	.0052	.0005	8.604

Elem	Sn1899	Sr4077	Ti3349	Tl1908	V_2924	W_2079	Zn2062	Zr3391
Units	ppm	ppm	ppm	ppm	ppm	ppm	ppm	ppm
Avg	**-.0080**	**.4353**	**-.0032**	**.0181**	**.0025**	**.0183**	**.0024**	**-.0046**
Stddev	.0037	.0018	.0012	.0049	.0005	.0051	.0013	.0012
%RSD	46.76	.4120	38.35	26.93	19.74	27.96	52.49	25.62
#1	-.0054	.4363	-.0046	.0141	.0027	.0197	.0038	-.0035
#2	-.0123	.4363	-.0025	.0168	.0030	.0127	.0017	-.0058
#3	-.0064	.4332	-.0025	.0236	.0020	.0226	.0017	-.0045

Zoom In Zoom Out

Sample Name: jd30006-8 Acquired: 8/19/2021 16:18:53 Type: Unk
Method: SGS NO VALVE3(v193) Mode: CONC Corr. Factor: 5.000000
User: admin Custom ID1: Custom ID2: Custom ID3:
Comment:

Int. Std.	In2306	Y_3600	Y_3710	Y_2243
Units	Cts/S	Cts/S	Cts/S	Cts/S
Avg	**4784.7**	**57091.**	**1521.3**	**1888.9**
Stddev	75.0	63.	4.8	31.1
%RSD	1.5668	.11079	.31488	1.6470
#1	4699.2	57151.	1520.0	1853.7
#2	4839.0	57097.	1517.3	1912.6
#3	4816.0	57025.	1526.6	1900.5

Zoom In Zoom Out

Sample Name: jd30006-5f Acquired: 8/19/2021 16:24:03 Type: Unk
Method: SGS NO VALVE3(v193) Mode: CONC Corr. Factor: 10.000000
User: admin Custom ID1: Custom ID2: Custom ID3:
Comment:

Elem	Ag3280	Al3961	As1890	B_2089	Ba4554	Be3130	Bi2230	Ca3179	Cd2288
Units	ppm	ppm	ppm	ppm	ppm	ppm	ppm	ppm	ppm
Avg	**-.0020**	**.2287**	**.0058**	**.1299**	**.2372**	**-.0010**	**.0072**	**252.6**	**.0004**
Stddev	.0023	.1340	.0007	.0030	.0057	.0036	.0101	.5	.0010
%RSD	115.3	58.57	11.20	2.344	2.417	358.0	140.2	.1977	265.5
#1	-.0003	.3741	.0061	.1333	.2435	-.0025	.0059	253.0	-.0007
#2	-.0011	.2019	.0063	.1288	.2360	-.0036	.0180	252.1	.0012
#3	-.0047	.1102	.0051	.1275	.2323	.0031	-.0022	252.8	.0007

Elem	Ce4040	Co2286	Cr2677	Cu3247	Fe2599	K_7664	Li6707	Mg2790	Mn2576
Units	ppm	ppm	ppm	ppm	ppm	ppm	ppm	ppm	ppm
Avg	**-.0060**	**-.0039**	**-.0002**	**.0089**	**.0490**	**3.738**	**.0158**	**18.62**	**.0075**
Stddev	.0169	.0016	.0011	.0027	.0751	.587	.0060	1.14	.0002
%RSD	281.5	40.32	532.6	29.89	153.3	15.69	37.95	6.137	2.446
#1	-.0016	-.0023	.0005	.0062	.1218	3.183	.0115	17.41	.0077
#2	.0083	-.0039	.0003	.0115	.0533	3.680	.0227	19.68	.0073
#3	-.0247	-.0054	-.0014	.0090	-.0281	4.352	.0134	18.77	.0075

Elem	Mo2020	Na5895	Ni2316	P_1774	Pb2203	S_1820	Sb2068	Se1960	Si2124
Units	ppm	ppm	ppm	ppm	ppm	ppm	ppm	ppm	ppm
Avg	**.0028**	**968.7**	**.0133**	**.0173**	**-.0059**	**51.01**	**-.0060**	**-.0026**	**6.855**
Stddev	.0015	.8	.0041	.0116	.0070	.02	.0067	.0111	.012
%RSD	53.60	.0858	30.75	67.17	119.1	.0321	111.1	420.0	.1731
#1	.0016	968.0	.0126	.0301	.0012	51.01	.0013	-.0034	6.868
#2	.0023	968.4	.0176	.0145	-.0060	51.00	-.0118	-.0134	6.844
#3	.0046	969.6	.0095	.0073	-.0128	51.03	-.0074	.0088	6.853

Elem	Sn1899	Sr4077	Ti3349	Tl1908	V_2924	W_2079	Zn2062	Zr3391
Units	ppm	ppm	ppm	ppm	ppm	ppm	ppm	ppm
Avg	**-.0195**	**.6058**	**-.0072**	**.0218**	**-.0005**	**.0214**	**-.0059**	**-.0027**
Stddev	.0075	.0015	.0005	.0081	.0003	.0069	.0007	.0020
%RSD	38.70	.2553	7.399	37.03	55.65	32.31	12.02	74.80
#1	-.0166	.6071	-.0066	.0288	-.0007	.0180	-.0066	-.0004
#2	-.0280	.6061	-.0074	.0130	-.0007	.0169	-.0052	-.0038
#3	-.0138	.6041	-.0076	.0237	-.0002	.0294	-.0059	-.0040

Zoom In Zoom Out

Sample Name: jd30006-5f Acquired: 8/19/2021 16:24:03 Type: Unk
Method: SGS NO VALVE3(v193) Mode: CONC Corr. Factor: 10.000000
User: admin Custom ID1: Custom ID2: Custom ID3:
Comment:

Int. Std.	In2306	Y_3600	Y_3710	Y_2243
Units	Cts/S	Cts/S	Cts/S	Cts/S
Avg	**4848.1**	**56960.**	**1512.2**	**1918.3**
Stddev	11.2	305.	5.4	4.9
%RSD	.23138	.53475	.35822	.25654
#1	4843.9	56867.	1517.2	1918.0
#2	4860.8	56713.	1506.4	1923.3
#3	4839.5	57300.	1512.8	1913.5

Zoom In Zoom Out

Sample Name: jd30006-7f Acquired: 8/19/2021 16:29:13 Type: Unk
Method: SGS NO VALVE3(v193) Mode: CONC Corr. Factor: 5.000000
User: admin Custom ID1: Custom ID2: Custom ID3:
Comment:

Elem	Ag3280	Al3961	As1890	B_2089	Ba4554	Be3130	Bi2230	Ca3179	Cd2288
Units	ppm	ppm	ppm	ppm	ppm	ppm	ppm	ppm	ppm
Avg	**-.0015**	**.1528**	**.0047**	**.0682**	**.0296**	**-.0009**	**.0003**	**76.77**	**.0003**
Stddev	.0004	.0901	.0028	.0012	.0010	.0003	.0083	.01	.0011
%RSD	27.18	58.97	59.18	1.738	3.225	27.71	2407.	.0179	410.4
#1	-.0019	.0534	.0035	.0671	.0304	-.0012	-.0080	76.77	-.0009
#2	-.0011	.1758	.0028	.0682	.0285	-.0007	.0005	76.75	.0013
#3	-.0016	.2290	.0080	.0694	.0299	-.0008	.0085	76.78	.0003

Elem	Ce4040	Co2286	Cr2677	Cu3247	Fe2599	K_7664	Li6707	Mg2790	Mn2576
Units	ppm	ppm	ppm	ppm	ppm	ppm	ppm	ppm	ppm
Avg	**.0072**	**-.0010**	**-.0007**	**.0083**	**.0986**	**5.971**	**.0134**	**5.369**	**1.502**
Stddev	.0178	.0009	.0006	.0005	.0419	.264	.0037	.614	.001
%RSD	247.3	97.88	93.58	6.247	42.47	4.425	27.42	11.43	.0822
#1	.0186	-.0005	-.0007	.0077	.1323	5.806	.0168	5.776	1.503
#2	.0162	-.0003	-.0000	.0084	.0517	6.276	.0139	4.664	1.501
#3	-.0133	-.0020	-.0013	.0087	.1118	5.832	.0095	5.669	1.501

Elem	Mo2020	Na5895	Ni2316	P_1774	Pb2203	S_1820	Sb2068	Se1960	Si2124
Units	ppm	ppm	ppm	ppm	ppm	ppm	ppm	ppm	ppm
Avg	**.0029**	**226.7**	**.0033**	**.0203**	**.0004**	**63.77**	**.0016**	**.0062**	**8.430**
Stddev	.0009	.4	.0013	.0003	.0064	.13	.0061	.0054	.031
%RSD	30.57	.1633	37.78	1.401	1643.	.2078	386.9	88.12	.3634
#1	.0020	227.0	.0019	.0206	-.0049	63.65	-.0053	.0006	8.411
#2	.0037	226.3	.0039	.0201	-.0014	63.76	.0037	.0065	8.413
#3	.0029	226.8	.0042	.0202	.0075	63.91	.0063	.0114	8.465

Elem	Sn1899	Sr4077	Ti3349	Tl1908	V_2924	W_2079	Zn2062	Zr3391
Units	ppm	ppm	ppm	ppm	ppm	ppm	ppm	ppm
Avg	**-.0066**	**.1514**	**-.0040**	**.0127**	**.0003**	**.0109**	**.0059**	**-.0044**
Stddev	.0033	.0015	.0023	.0072	.0001	.0029	.0004	.0008
%RSD	50.02	1.019	58.64	56.68	28.39	26.56	6.158	18.62
#1	-.0090	.1498	-.0064	.0114	.0002	.0142	.0056	-.0035
#2	-.0028	.1515	-.0037	.0063	.0004	.0093	.0063	-.0050
#3	-.0079	.1528	-.0018	.0205	.0003	.0091	.0060	-.0046

Zoom In Zoom Out

Sample Name: jd30006-7f Acquired: 8/19/2021 16:29:13 Type: Unk
Method: SGS NO VALVE3(v193) Mode: CONC Corr. Factor: 5.000000
User: admin Custom ID1: Custom ID2: Custom ID3:
Comment:

Int. Std.	In2306	Y_3600	Y_3710	Y_2243
Units	Cts/S	Cts/S	Cts/S	Cts/S
Avg	**4914.2**	**56962.**	**1512.7**	**1932.6**
Stddev	6.4	103.	7.6	1.8
%RSD	.13106	.18026	.50486	.09319
#1	4920.9	56845.	1511.3	1934.6
#2	4908.1	57040.	1521.0	1931.5
#3	4913.6	57000.	1505.9	1931.5

Zoom In Zoom Out

Sample Name: jd30006-8f Acquired: 8/19/2021 16:34:22 Type: Unk
Method: SGS NO VALVE3(v193) Mode: CONC Corr. Factor: 5.000000
User: admin Custom ID1: Custom ID2: Custom ID3:
Comment:

Elem	Ag3280	Al3961	As1890	B_2089	Ba4554	Be3130	Bi2230	Ca3179	Cd2288
Units	ppm	ppm	ppm	ppm	ppm	ppm	ppm	ppm	ppm
Avg	**-.0003**	**.1777**	**.0060**	**.1106**	**.0528**	**-.0001**	**.0083**	**141.2**	**.0002**
Stddev	.0013	.1855	.0028	.0008	.0019	.0010	.0129	.6	.0006
%RSD	409.5	104.4	46.35	.7675	3.513	858.9	154.1	.4208	368.0
#1	-.0008	.2960	.0050	.1098	.0528	-.0011	.0027	141.8	-.0004
#2	.0012	-.0361	.0038	.1104	.0546	.0008	.0230	141.1	.0007
#3	-.0013	.2732	.0091	.1115	.0509	-.0001	-.0007	140.6	.0002

Elem	Ce4040	Co2286	Cr2677	Cu3247	Fe2599	K_7664	Li6707	Mg2790	Mn2576
Units	ppm	ppm	ppm	ppm	ppm	ppm	ppm	ppm	ppm
Avg	**.0235**	**-.0001**	**.0039**	**.0072**	**.1037**	**12.22**	**.0124**	**14.82**	**5.009**
Stddev	.0161	.0011	.0017	.0011	.0195	.15	.0061	.25	.013
%RSD	68.58	1118.	43.88	14.77	18.76	1.193	48.78	1.715	.2502
#1	.0058	.0000	.0055	.0075	.1238	12.28	.0120	14.94	5.023
#2	.0372	-.0012	.0039	.0081	.0850	12.33	.0187	14.99	4.999
#3	.0274	.0009	.0021	.0060	.1024	12.06	.0066	14.52	5.004

Elem	Mo2020	Na5895	Ni2316	P_1774	Pb2203	S_1820	Sb2068	Se1960	Si2124
Units	ppm	ppm	ppm	ppm	ppm	ppm	ppm	ppm	ppm
Avg	**.0009**	**429.7**	**-.0004**	**.0515**	**-.0046**	**57.18**	**.0024**	**-.0038**	**8.527**
Stddev	.0004	1.6	.0013	.0048	.0089	.14	.0052	.0022	.035
%RSD	46.29	.3759	301.3	9.347	193.6	.2408	216.5	58.63	.4054
#1	.0011	431.3	-.0019	.0519	-.0107	57.04	-.0035	-.0054	8.488
#2	.0004	429.8	.0005	.0466	-.0088	57.20	.0048	-.0048	8.554
#3	.0012	428.1	.0001	.0562	.0056	57.31	.0059	-.0013	8.540

Elem	Sn1899	Sr4077	Ti3349	Tl1908	V_2924	W_2079	Zn2062	Zr3391
Units	ppm	ppm	ppm	ppm	ppm	ppm	ppm	ppm
Avg	**-.0068**	**.4381**	**-.0033**	**.0094**	**.0018**	**.0099**	**.0120**	**-.0047**
Stddev	.0037	.0028	.0031	.0111	.0021	.0034	.0007	.0004
%RSD	54.56	.6349	92.63	117.4	117.3	33.77	5.951	8.004
#1	-.0096	.4397	-.0052	.0220	.0007	.0066	.0112	-.0051
#2	-.0082	.4397	.0002	.0048	.0043	.0098	.0125	-.0045
#3	-.0026	.4349	-.0050	.0014	.0005	.0133	.0123	-.0044

Zoom In Zoom Out

Sample Name: jd30006-8f Acquired: 8/19/2021 16:34:22 Type: Unk
Method: SGS NO VALVE3(v193) Mode: CONC Corr. Factor: 5.000000
User: admin Custom ID1: Custom ID2: Custom ID3:
Comment:

Int. Std.	In2306	Y_3600	Y_3710	Y_2243
Units	Cts/S	Cts/S	Cts/S	Cts/S
Avg	**4857.0**	**56822.**	**1516.4**	**1918.5**
Stddev	1.0	273.	2.0	2.9
%RSD	.02118	.48014	.13251	.15054
#1	4858.0	56537.	1517.1	1921.7
#2	4855.9	57081.	1514.1	1916.4
#3	4857.2	56848.	1517.9	1917.2

Zoom In Zoom Out

Sample Name: jd30114-1 Acquired: 8/19/2021 16:39:30 Type: Unk
Method: SGS NO VALVE3(v193) Mode: CONC Corr. Factor: 5.000000
User: admin Custom ID1: Custom ID2: Custom ID3:
Comment:

Elem	Ag3280	Al3961	As1890	B_2089	Ba4554	Be3130	Bi2230	Ca3179	Cd2288
Units	ppm	ppm	ppm	ppm	ppm	ppm	ppm	ppm	ppm
Avg	**-.0021**	**.1428**	**.0018**	**.0608**	**.0739**	**-.0013**	**-.0004**	**141.1**	**.0016**
Stddev	.0010	.0430	.0055	.0050	.0017	.0006	.0062	.3	.0010
%RSD	48.67	30.07	311.7	8.287	2.287	44.64	1461.	.1882	64.67
#1	-.0022	.1865	-.0045	.0632	.0726	-.0012	-.0042	141.1	.0028
#2	-.0030	.1415	.0058	.0550	.0732	-.0009	-.0037	140.9	.0012
#3	-.0010	.1006	.0040	.0641	.0758	-.0020	.0067	141.4	.0008

Elem	Ce4040	Co2286	Cr2677	Cu3247	Fe2599	K_7664	Li6707	Mg2790	Mn2576
Units	ppm	ppm	ppm	ppm	ppm	ppm	ppm	ppm	ppm
Avg	**.0125**	**-.0014**	**.0009**	**.0095**	**.1083**	**3.457**	**.0024**	**13.41**	**1.773**
Stddev	.0128	.0007	.0017	.0012	.0449	.139	.0103	.29	.004
%RSD	103.2	48.26	183.0	12.37	41.52	4.033	437.1	2.171	.2112
#1	.0262	-.0015	.0024	.0108	.0756	3.607	-.0060	13.42	1.777
#2	.0007	-.0006	-.0009	.0087	.0896	3.434	-.0008	13.69	1.772
#3	.0104	-.0019	.0013	.0089	.1595	3.331	.0139	13.11	1.770

Elem	Mo2020	Na5895	Ni2316	P_1774	Pb2203	S_1820	Sb2068	Se1960	Si2124
Units	ppm	ppm	ppm	ppm	ppm	ppm	ppm	ppm	ppm
Avg	**.0025**	**210.0**	**.0014**	**.0155**	**-.0005**	**41.88**	**.0008**	**.0082**	**6.773**
Stddev	.0003	.3	.0016	.0062	.0034	.48	.0028	.0113	.083
%RSD	13.78	.1461	112.3	40.20	623.5	1.146	337.1	137.9	1.232
#1	.0028	209.9	.0003	.0085	-.0029	41.62	.0010	.0017	6.731
#2	.0021	209.8	.0033	.0176	.0033	41.58	.0036	.0017	6.719
#3	.0026	210.4	.0007	.0204	-.0021	42.43	-.0021	.0213	6.869

Elem	Sn1899	Sr4077	Ti3349	Tl1908	V_2924	W_2079	Zn2062	Zr3391
Units	ppm	ppm	ppm	ppm	ppm	ppm	ppm	ppm
Avg	**-.0061**	**.3055**	**-.0048**	**-.0003**	**.0000**	**.0123**	**.0135**	**-.0020**
Stddev	.0037	.0017	.0002	.0060	.0021	.0035	.0003	.0003
%RSD	61.24	.5709	4.428	1816.	6715.	28.69	2.476	13.94
#1	-.0047	.3074	-.0049	-.0044	-.0015	.0103	.0136	-.0018
#2	-.0104	.3051	-.0049	.0065	.0024	.0101	.0132	-.0021
#3	-.0033	.3040	-.0045	-.0031	-.0008	.0163	.0138	-.0023

Zoom In Zoom Out

Sample Name: jd30114-1 Acquired: 8/19/2021 16:39:30 Type: Unk
Method: SGS NO VALVE3(v193) Mode: CONC Corr. Factor: 5.000000
User: admin Custom ID1: Custom ID2: Custom ID3:
Comment:

Int. Std.	In2306	Y_3600	Y_3710	Y_2243
Units	Cts/S	Cts/S	Cts/S	Cts/S
Avg	**5019.1**	**57907.**	**1530.3**	**1978.7**
Stddev	37.7	105.	6.5	15.3
%RSD	.75135	.18108	.42656	.77442
#1	5036.8	57870.	1535.2	1985.5
#2	5044.7	58025.	1532.9	1989.5
#3	4975.8	57826.	1522.9	1961.2

Zoom In Zoom Out

Sample Name: jd30114-2 Acquired: 8/19/2021 16:44:39 Type: Unk
Method: SGS NO VALVE3(v193) Mode: CONC Corr. Factor: 5.000000
User: admin Custom ID1: Custom ID2: Custom ID3:
Comment:

Elem	Ag3280	Al3961	As1890	B_2089	Ba4554	Be3130	Bi2230	Ca3179	Cd2288
Units	ppm	ppm	ppm	ppm	ppm	ppm	ppm	ppm	ppm
Avg	**-.0008**	**.1622**	**-.0009**	**.0602**	**.0969**	**-.0014**	**.0011**	**147.3**	**.0012**
Stddev	.0009	.0792	.0012	.0042	.0020	.0009	.0017	.3	.0012
%RSD	101.2	48.81	131.8	6.898	2.078	61.93	164.4	.2032	101.1
#1	-.0002	.1801	-.0015	.0557	.0972	-.0011	-.0007	147.2	-.0002
#2	-.0018	.0756	-.0017	.0611	.0947	-.0024	.0027	147.7	.0021
#3	-.0005	.2309	.0005	.0639	.0986	-.0007	.0012	147.1	.0016

Elem	Ce4040	Co2286	Cr2677	Cu3247	Fe2599	K_7664	Li6707	Mg2790	Mn2576
Units	ppm	ppm	ppm	ppm	ppm	ppm	ppm	ppm	ppm
Avg	**.0119**	**.0002**	**.0001**	**.0068**	**.0984**	**3.688**	**.0085**	**13.94**	**1.339**
Stddev	.0117	.0001	.0017	.0002	.0385	.184	.0109	.05	.002
%RSD	98.78	31.54	1225.	3.087	39.10	4.989	128.5	.3405	.1766
#1	.0067	.0002	.0009	.0069	.1424	3.695	.0068	13.97	1.341
#2	.0036	.0001	.0013	.0068	.0709	3.500	.0202	13.89	1.340
#3	.0253	.0003	-.0018	.0065	.0820	3.868	-.0015	13.97	1.336

Elem	Mo2020	Na5895	Ni2316	P_1774	Pb2203	S_1820	Sb2068	Se1960	Si2124
Units	ppm	ppm	ppm	ppm	ppm	ppm	ppm	ppm	ppm
Avg	**.0069**	**215.1**	**-.0001**	**.2064**	**.0017**	**41.73**	**.0037**	**.0052**	**6.833**
Stddev	.0013	.5	.0017	.0054	.0053	.13	.0033	.0074	.032
%RSD	19.16	.2389	2084.	2.613	320.8	.3081	89.78	143.0	.4634
#1	.0062	215.3	.0017	.2025	-.0043	41.60	.0069	.0131	6.796
#2	.0084	215.5	-.0002	.2041	.0060	41.75	.0003	.0038	6.852
#3	.0061	214.5	-.0017	.2125	.0033	41.85	.0037	-.0014	6.850

Elem	Sn1899	Sr4077	Ti3349	Tl1908	V_2924	W_2079	Zn2062	Zr3391
Units	ppm	ppm	ppm	ppm	ppm	ppm	ppm	ppm
Avg	**-.0020**	**.3203**	**-.0061**	**-.0009**	**-.0001**	**.0092**	**.0050**	**-.0026**
Stddev	.0012	.0021	.0013	.0098	.0011	.0088	.0005	.0003
%RSD	60.72	.6621	22.03	1143.	1003.	95.22	10.13	11.79
#1	-.0007	.3216	-.0071	-.0118	-.0013	.0033	.0048	-.0024
#2	-.0031	.3214	-.0046	.0070	.0008	.0051	.0047	-.0026
#3	-.0022	.3178	-.0066	.0023	.0001	.0194	.0056	-.0030

Zoom In Zoom Out

Sample Name: jd30114-2 Acquired: 8/19/2021 16:44:39 Type: Unk
Method: SGS NO VALVE3(v193) Mode: CONC Corr. Factor: 5.000000
User: admin Custom ID1: Custom ID2: Custom ID3:
Comment:

Int. Std.	In2306	Y_3600	Y_3710	Y_2243
Units	Cts/S	Cts/S	Cts/S	Cts/S
Avg	**5001.7**	**57461.**	**1533.4**	**1973.2**
Stddev	6.5	285.	6.5	6.5
%RSD	.13023	.49647	.42412	.32990
#1	5008.7	57195.	1537.5	1980.7
#2	4995.8	57426.	1525.9	1969.4
#3	5000.7	57762.	1536.7	1969.5

Zoom In Zoom Out

Sample Name: jd30114-3 Acquired: 8/19/2021 16:49:48 Type: Unk
Method: SGS NO VALVE3(v193) Mode: CONC Corr. Factor: 5.000000
User: admin Custom ID1: Custom ID2: Custom ID3:
Comment:

Elem	Ag3280	Al3961	As1890	B_2089	Ba4554	Be3130	Bi2230	Ca3179	Cd2288
Units	ppm	ppm	ppm	ppm	ppm	ppm	ppm	ppm	ppm
Avg	**-.0001**	**.1138**	**.0053**	**.0909**	**.1373**	**-.0006**	**.0029**	**167.6**	**.0010**
Stddev	.0021	.0802	.0039	.0043	.0034	.0004	.0070	1.7	.0008
%RSD	2194.	70.48	73.54	4.710	2.508	72.02	239.2	.9897	85.87
#1	-.0005	.1127	.0015	.0955	.1403	-.0010	.0108	169.4	.0001
#2	.0022	.1945	.0093	.0898	.1336	-.0007	.0001	166.3	.0011
#3	-.0020	.0341	.0053	.0872	.1381	-.0001	-.0022	166.9	.0017

Elem	Ce4040	Co2286	Cr2677	Cu3247	Fe2599	K_7664	Li6707	Mg2790	Mn2576
Units	ppm	ppm	ppm	ppm	ppm	ppm	ppm	ppm	ppm
Avg	**.0053**	**-.0013**	**-.0009**	**.0080**	**.0995**	**4.012**	**.0080**	**16.35**	**.4901**
Stddev	.0091	.0015	.0014	.0016	.0509	.434	.0030	.51	.0003
%RSD	172.2	115.6	157.6	20.63	51.18	10.81	37.36	3.137	.0522
#1	.0062	-.0024	.0003	.0080	.1369	4.501	.0046	16.93	.4898
#2	-.0042	.0004	-.0005	.0096	.1201	3.674	.0094	16.15	.4902
#3	.0139	-.0019	-.0024	.0063	.0415	3.861	.0100	15.96	.4903

Elem	Mo2020	Na5895	Ni2316	P_1774	Pb2203	S_1820	Sb2068	Se1960	Si2124
Units	ppm	ppm	ppm	ppm	ppm	ppm	ppm	ppm	ppm
Avg	**.0155**	**245.9**	**.0019**	**.3876**	**.0011**	**47.35**	**.0018**	**.0066**	**7.475**
Stddev	.0012	2.6	.0008	.0055	.0052	.15	.0034	.0023	.020
%RSD	7.761	1.058	41.21	1.415	464.1	.3106	190.1	34.32	.2734
#1	.0169	248.8	.0010	.3902	.0002	47.27	.0043	.0040	7.468
#2	.0145	244.1	.0024	.3914	-.0036	47.27	-.0020	.0080	7.459
#3	.0151	244.6	.0024	.3813	.0067	47.52	.0030	.0078	7.498

Elem	Sn1899	Sr4077	Ti3349	Tl1908	V_2924	W_2079	Zn2062	Zr3391
Units	ppm	ppm	ppm	ppm	ppm	ppm	ppm	ppm
Avg	**-.0114**	**.3681**	**-.0046**	**-.0014**	**.0007**	**.0090**	**.0088**	**-.0036**
Stddev	.0015	.0066	.0024	.0050	.0021	.0036	.0005	.0011
%RSD	13.03	1.782	52.66	362.5	301.5	39.53	6.191	30.88
#1	-.0129	.3756	-.0022	.0036	-.0013	.0131	.0082	-.0044
#2	-.0114	.3637	-.0045	-.0064	.0006	.0071	.0090	-.0023
#3	-.0100	.3649	-.0070	-.0013	.0028	.0069	.0092	-.0041

Zoom In Zoom Out

Sample Name: jd30114-3 Acquired: 8/19/2021 16:49:48 Type: Unk
Method: SGS NO VALVE3(v193) Mode: CONC Corr. Factor: 5.000000
User: admin Custom ID1: Custom ID2: Custom ID3:
Comment:

Int. Std.	In2306	Y_3600	Y_3710	Y_2243
Units	Cts/S	Cts/S	Cts/S	Cts/S
Avg	**4993.0**	**57379.**	**1512.9**	**1968.1**
Stddev	.7	120.	9.1	1.1
%RSD	.01474	.20956	.60459	.05370
#1	4993.7	57270.	1502.4	1967.2
#2	4992.3	57358.	1518.9	1969.3
#3	4992.8	57508.	1517.4	1967.9

Zoom In Zoom Out

Sample Name: jd30114-4 Acquired: 8/19/2021 16:54:57 Type: Unk
Method: SGS NO VALVE3(v193) Mode: CONC Corr. Factor: 5.000000
User: admin Custom ID1: Custom ID2: Custom ID3:
Comment:

Elem	Ag3280	Al3961	As1890	B_2089	Ba4554	Be3130	Bi2230	Ca3179	Cd2288
Units	ppm	ppm	ppm	ppm	ppm	ppm	ppm	ppm	ppm
Avg	**.0004**	**.2051**	**.0054**	**.1678**	**.0932**	**.0001**	**-.0016**	**76.08**	**.0001**
Stddev	.0016	.0333	.0019	.0050	.0014	.0003	.0058	.20	.0002
%RSD	423.2	16.24	35.51	2.967	1.473	329.0	364.8	.2563	114.2
#1	.0019	.2409	.0074	.1671	.0917	.0000	-.0041	76.30	.0003
#2	.0006	.1750	.0050	.1731	.0933	.0004	.0051	76.01	.0001
#3	-.0014	.1995	.0036	.1632	.0945	-.0002	-.0058	75.93	.0000

Elem	Ce4040	Co2286	Cr2677	Cu3247	Fe2599	K_7664	Li6707	Mg2790	Mn2576
Units	ppm	ppm	ppm	ppm	ppm	ppm	ppm	ppm	ppm
Avg	**-.0095**	**.0001**	**.0005**	**.0137**	**.7830**	**4.247**	**.0162**	**12.40**	**.2280**
Stddev	.0208	.0012	.0023	.0014	.0594	.460	.0115	.13	.0004
%RSD	217.9	1146.	439.6	10.21	7.581	10.84	71.14	1.038	.1584
#1	.0139	.0007	.0032	.0131	.7179	4.042	.0289	12.40	.2281
#2	-.0256	.0009	-.0013	.0128	.8341	4.775	.0134	12.28	.2282
#3	-.0170	-.0013	-.0003	.0154	.7969	3.926	.0064	12.53	.2275

Elem	Mo2020	Na5895	Ni2316	P_1774	Pb2203	S_1820	Sb2068	Se1960	Si2124
Units	ppm	ppm	ppm	ppm	ppm	ppm	ppm	ppm	ppm
Avg	**.0887**	**278.3**	**.0026**	**.1826**	**.0022**	**46.28**	**.0036**	**.0076**	**6.129**
Stddev	.0007	.3	.0021	.0060	.0058	.06	.0069	.0109	.006
%RSD	.8194	.1189	81.85	3.279	262.4	.1365	195.2	144.1	.1053
#1	.0886	278.6	.0022	.1788	-.0021	46.25	.0051	.0196	6.137
#2	.0880	278.3	.0048	.1795	.0088	46.35	-.0040	-.0016	6.125
#3	.0895	277.9	.0007	.1895	-.0001	46.23	.0096	.0047	6.126

Elem	Sn1899	Sr4077	Ti3349	Tl1908	V_2924	W_2079	Zn2062	Zr3391
Units	ppm	ppm	ppm	ppm	ppm	ppm	ppm	ppm
Avg	**-.0043**	**.3096**	**-.0042**	**-.0027**	**-.0000**	**.0113**	**.0249**	**-.0024**
Stddev	.0067	.0016	.0026	.0123	.0008	.0025	.0011	.0010
%RSD	158.3	.5234	63.54	453.3	1667.	22.21	4.221	39.70
#1	.0033	.3114	-.0012	.0042	.0003	.0138	.0238	-.0030
#2	-.0098	.3084	-.0062	-.0170	.0005	.0088	.0250	-.0013
#3	-.0063	.3090	-.0052	.0046	-.0010	.0112	.0259	-.0029

Zoom In Zoom Out

Sample Name: jd30114-4 Acquired: 8/19/2021 16:54:57 Type: Unk
Method: SGS NO VALVE3(v193) Mode: CONC Corr. Factor: 5.000000
User: admin Custom ID1: Custom ID2: Custom ID3:
Comment:

Int. Std.	In2306	Y_3600	Y_3710	Y_2243
Units	Cts/S	Cts/S	Cts/S	Cts/S
Avg	**5009.7**	**57401.**	**1532.1**	**1977.5**
Stddev	5.5	172.	7.2	.7
%RSD	.10974	.29957	.47026	.03467
#1	5003.6	57437.	1529.6	1977.9
#2	5014.3	57213.	1540.2	1977.8
#3	5011.1	57551.	1526.4	1976.7

Zoom In Zoom Out

Sample Name: ccv Acquired: 8/19/2021 17:00:07 Type: QC
Method: SGS NO VALVE3(v193) Mode: CONC Corr. Factor: 1.000000
User: admin Custom ID1: Custom ID2: Custom ID3:
Comment:

Elem	Ag3280	Al3961	As1890	B_2089	Ba4554	Be3130	Bi2230	Ca3179	Cd2288
Units	ppm	ppm	ppm	ppm	ppm	ppm	ppm	ppm	ppm
Avg	**.2528**	**40.16**	**2.020**	**2.035**	**2.037**	**2.063**	**1.985**	**41.08**	**2.026**
Stddev	.0006	.22	.005	.003	.012	.012	.004	.18	.004
%RSD	.2205	.5402	.2508	.1286	.5918	.5925	.2148	.4385	.2155
#1	.2533	40.33	2.014	2.033	2.045	2.072	1.986	41.19	2.022
#2	.2522	40.22	2.022	2.034	2.044	2.068	1.981	41.18	2.026
#3	.2528	39.91	2.024	2.038	2.023	2.049	1.989	40.87	2.031
Check ?	Chk Pass	Chk Pass	Chk Pass	Chk Pass	Chk Pass	Chk Pass	Chk Pass	Chk Pass	Chk Pass
Value									
Range									

Elem	Ce4040	Co2286	Cr2677	Cu3247	Fe2599	K_7664	Li6707	Mg2790	Mn2576
Units	ppm	ppm	ppm	ppm	ppm	ppm	ppm	ppm	ppm
Avg	**1.988**	**2.091**	**2.059**	**2.032**	**41.10**	**39.59**	**1.916**	**40.87**	**2.111**
Stddev	.005	.004	.002	.001	.24	.21	.013	.28	.001
%RSD	.2460	.1920	.1097	.0671	.5753	.5367	.6772	.6895	.0519
#1	1.989	2.087	2.058	2.032	41.34	39.80	1.924	41.09	2.111
#2	1.993	2.092	2.062	2.034	41.09	39.60	1.923	40.97	2.113
#3	1.983	2.095	2.058	2.031	40.86	39.38	1.901	40.55	2.110
Check ?	Chk Pass	Chk Pass	Chk Pass	Chk Pass	Chk Pass	Chk Pass	Chk Pass	Chk Pass	Chk Pass
Value									
Range									

Elem	Mo2020	Na5895	Ni2316	P_1774	Pb2203	S_1820	Sb2068	Se1960	Si2124
Units	ppm	ppm	ppm	ppm	ppm	ppm	ppm	ppm	ppm
Avg	**2.041**	**39.60**	**2.089**	**2.068**	**2.100**	**1.991**	**2.019**	**2.028**	**5.069**
Stddev	.005	.17	.005	.007	.003	.006	.004	.008	.014
%RSD	.2266	.4201	.2348	.3617	.1316	.3043	.1929	.3989	.2727
#1	2.037	39.75	2.084	2.062	2.097	1.985	2.016	2.019	5.058
#2	2.041	39.61	2.090	2.065	2.100	1.991	2.017	2.033	5.065
#3	2.046	39.42	2.093	2.077	2.103	1.997	2.023	2.033	5.084
Check ?	Chk Pass	Chk Pass	Chk Pass	Chk Pass	Chk Pass	Chk Pass	Chk Pass	Chk Pass	Chk Pass
Value									
Range									

Zoom In Zoom Out

Sample Name: ccv Acquired: 8/19/2021 17:00:07 Type: QC
Method: SGS NO VALVE3(v193) Mode: CONC Corr. Factor: 1.000000
User: admin Custom ID1: Custom ID2: Custom ID3:
Comment:

Elem	Sn1899	Sr4077	Ti3349	Tl1908	V_2924	W_2079	Zn2062	Zr3391
Units	ppm	ppm	ppm	ppm	ppm	ppm	ppm	ppm
Avg	**2.053**	**2.059**	**2.023**	**2.117**	**2.061**	**2.038**	**2.064**	**2.036**
Stddev	.005	.010	.002	.010	.003	.004	.004	.002
%RSD	.2571	.4938	.0949	.4919	.1213	.1914	.1967	.1169
#1	2.047	2.068	2.025	2.106	2.058	2.035	2.060	2.035
#2	2.057	2.060	2.024	2.117	2.063	2.038	2.068	2.038
#3	2.054	2.048	2.021	2.127	2.061	2.043	2.063	2.034
Check ?	Chk Pass	Chk Pass	Chk Pass	Chk Pass	Chk Pass	Chk Pass	Chk Pass	Chk Pass
Value								
Range								

Int. Std.	In2306	Y_3600	Y_3710	Y_2243
Units	Cts/S	Cts/S	Cts/S	Cts/S
Avg	**4926.7**	**55061.**	**1486.3**	**1911.9**
Stddev	2.8	108.	4.4	1.1
%RSD	.05739	.19546	.29877	.05899
#1	4929.7	55061.	1481.5	1913.0
#2	4926.2	54954.	1490.2	1911.9
#3	4924.1	55169.	1487.2	1910.8

Zoom In Zoom Out

Sample Name: ccb Acquired: 8/19/2021 17:04:59 Type: QC
Method: SGS NO VALVE3(v193) Mode: CONC Corr. Factor: 1.000000
User: admin Custom ID1: Custom ID2: Custom ID3:
Comment:

Elem	Ag3280	Al3961	As1890	B_2089	Ba4554	Be3130	Bi2230	Ca3179	Cd2288
Units	ppm	ppm	ppm	ppm	ppm	ppm	ppm	ppm	ppm
Avg	**-.0001**	**.0013**	**.0005**	**.0012**	**-.0002**	**-.0000**	**.0001**	**-.0022**	**.0001**
Stddev	.0004	.0171	.0005	.0009	.0003	.0001	.0005	.0088	.0001
%RSD	307.2	1353.	94.51	80.99	165.9	370.2	706.5	392.2	91.47
#1	.0004	.0121	.0010	.0016	-.0004	-.0000	-.0000	-.0022	.0001
#2	-.0005	.0102	.0007	.0001	.0001	-.0001	.0006	.0065	.0003
#3	-.0003	-.0185	-.0000	.0018	-.0002	.0001	-.0004	-.0110	.0001
Check ?	Chk Pass	Chk Pass	Chk Pass	Chk Pass	Chk Pass	Chk Pass	Chk Pass	Chk Pass	Chk Pass
High Limit									
Low Limit									

Elem	Ce4040	Co2286	Cr2677	Cu3247	Fe2599	K_7664	Li6707	Mg2790	Mn2576
Units	ppm	ppm	ppm	ppm	ppm	ppm	ppm	ppm	ppm
Avg	**-.0027**	**.0001**	**-.0002**	**.0012**	F **.0227**	**.0186**	**.0023**	**.0419**	**.0001**
Stddev	.0010	.0002	.0006	.0001	.0143	.0220	.0011	.0430	.0000
%RSD	36.49	194.7	235.2	9.837	62.97	117.9	45.37	102.8	39.51
#1	-.0017	.0002	-.0002	.0012	.0393	.0405	.0033	.0420	.0001
#2	-.0029	.0001	-.0008	.0011	.0140	-.0035	.0025	-.0012	.0000
#3	-.0036	-.0001	.0003	.0013	.0150	.0190	.0012	.0848	.0001
Check ?	None	Chk Pass	Chk Pass	Chk Pass	Chk Fail	Chk Pass	Chk Pass	Chk Pass	Chk Pass
High Limit					.0175				
Low Limit					-.0175				

Elem	Mo2020	Na5895	Ni2316	P_1774	Pb2203	S_1820	Sb2068	Se1960	Si2124
Units	ppm	ppm	ppm	ppm	ppm	ppm	ppm	ppm	ppm
Avg	**.0006**	**.0027**	**-.0003**	**-.0006**	**.0010**	F **.0270**	**.0011**	**.0024**	**-.0018**
Stddev	.0004	.0074	.0002	.0006	.0012	.0005	.0020	.0018	.0011
%RSD	60.41	270.4	68.25	100.3	121.2	1.915	175.9	75.75	61.58
#1	.0010	.0018	-.0001	-.0010	-.0004	.0274	.0027	.0006	-.0014
#2	.0005	.0106	-.0004	.0001	.0018	.0273	-.0011	.0042	-.0030
#3	.0003	-.0041	-.0005	-.0008	.0014	.0264	.0018	.0024	-.0009
Check ?	Chk Pass	Chk Pass	Chk Pass	Chk Pass	Chk Pass	Chk Fail	Chk Pass	Chk Pass	Chk Pass
High Limit						.0100			
Low Limit						-.0100			

Zoom In Zoom Out

Sample Name: ccb Acquired: 8/19/2021 17:04:59 Type: QC
Method: SGS NO VALVE3(v193) Mode: CONC Corr. Factor: 1.000000
User: admin Custom ID1: Custom ID2: Custom ID3:
Comment:

Elem	Sn1899	Sr4077	Ti3349	Tl1908	V_2924	W_2079	Zn2062	Zr3391
Units	ppm	ppm	ppm	ppm	ppm	ppm	ppm	ppm
Avg	**-.0006**	**.0002**	**-.0004**	F **.0024**	**-.0004**	**.0011**	**-.0011**	**.0004**
Stddev	.0002	.0002	.0005	.0018	.0003	.0002	.0003	.0000
%RSD	36.09	95.45	106.0	77.75	79.39	16.34	24.22	10.69
#1	-.0009	.0002	-.0008	.0039	-.0007	.0010	-.0008	.0004
#2	-.0004	.0005	-.0005	.0029	-.0002	.0013	-.0011	.0003
#3	-.0006	.0000	.0001	.0003	-.0002	.0010	-.0014	.0004
Check ?	Chk Pass	Chk Pass	Chk Pass	Chk Fail	Chk Pass	Chk Pass	Chk Pass	Chk Pass
High Limit				.0020				
Low Limit				-.0020				

Int. Std.	In2306	Y_3600	Y_3710	Y_2243
Units	Cts/S	Cts/S	Cts/S	Cts/S
Avg	**5099.8**	**57053.**	**1503.9**	**1998.2**
Stddev	11.7	85.	8.1	2.2
%RSD	.23021	.14825	.53552	.11041
#1	5113.4	57010.	1503.0	2000.6
#2	5093.1	56999.	1512.4	1996.3
#3	5093.0	57151.	1496.4	1997.6

Zoom In Zoom Out

Sample Name: jd29935-1 Acquired: 8/19/2021 17:10:16 Type: Unk
Method: SGS NO VALVE3(v193) Mode: CONC Corr. Factor: 5.000000
User: admin Custom ID1: Custom ID2: Custom ID3:
Comment:

Elem	Ag3280	Al3961	As1890	B_2089	Ba4554	Be3130	Bi2230	Ca3179	Cd2288
Units	ppm	ppm	ppm	ppm	ppm	ppm	ppm	ppm	ppm
Avg	**.0069**	**50.42**	**.0476**	**.0844**	**.4775**	**.0041**	**.0909**	**55.91**	**.0124**
Stddev	.0003	.17	.0048	.0043	.0002	.0006	.0155	.22	.0004
%RSD	4.794	.3452	10.01	5.087	.0444	14.29	17.08	.3899	3.492
#1	.0072	50.61	.0426	.0886	.4773	.0035	.1088	56.13	.0121
#2	.0066	50.35	.0480	.0800	.4778	.0046	.0828	55.93	.0129
#3	.0068	50.29	.0522	.0845	.4775	.0043	.0811	55.69	.0122

Elem	Ce4040	Co2286	Cr2677	Cu3247	Fe2599	K_7664	Li6707	Mg2790	Mn2576
Units	ppm	ppm	ppm	ppm	ppm	ppm	ppm	ppm	ppm
Avg	**.2965**	**.0695**	**1.454**	**.4001**	**368.9**	**6.294**	**.0555**	**37.45**	**2.737**
Stddev	.0073	.0017	.004	.0029	.5	.072	.0045	.18	.006
%RSD	2.469	2.452	.3054	.7274	.1356	1.149	8.115	.4803	.2331
#1	.3018	.0709	1.449	.3968	369.5	6.238	.0506	37.49	2.730
#2	.2881	.0700	1.456	.4024	368.9	6.269	.0565	37.25	2.737
#3	.2995	.0676	1.457	.4011	368.5	6.376	.0595	37.60	2.743

Elem	Mo2020	Na5895	Ni2316	P_1774	Pb2203	S_1820	Sb2068	Se1960	Si2124
Units	ppm	ppm	ppm	ppm	ppm	ppm	ppm	ppm	ppm
Avg	**.0111**	**1.763**	**.2100**	**2.437**	**.5654**	**2.145**	**.1064**	**.0015**	**2.760**
Stddev	.0010	.040	.0008	.008	.0056	.008	.0078	.0058	.049
%RSD	8.913	2.295	.3682	.3384	.9915	.3752	7.340	398.1	1.760
#1	.0110	1.771	.2105	2.428	.5715	2.143	.1031	.0081	2.783
#2	.0122	1.719	.2091	2.444	.5643	2.153	.1153	-.0022	2.793
#3	.0102	1.798	.2104	2.438	.5605	2.138	.1008	-.0016	2.704

Elem	Sn1899	Sr4077	Ti3349	Tl1908	V_2924	W_2079	Zn2062	Zr3391
Units	ppm	ppm	ppm	ppm	ppm	ppm	ppm	ppm
Avg	**.0401**	**.1562**	**3.356**	**.0140**	**.2542**	**.0391**	**.7628**	**.0511**
Stddev	.0010	.0010	.010	.0042	.0012	.0048	.0014	.0010
%RSD	2.576	.6547	.2994	30.07	.4648	12.21	.1794	1.891
#1	.0413	.1567	3.346	.0132	.2541	.0388	.7613	.0504
#2	.0396	.1550	3.357	.0186	.2530	.0441	.7638	.0522
#3	.0395	.1569	3.366	.0103	.2554	.0346	.7634	.0506

Zoom In Zoom Out

Sample Name: jd29935-1 Acquired: 8/19/2021 17:10:16 Type: Unk
Method: SGS NO VALVE3(v193) Mode: CONC Corr. Factor: 5.000000
User: admin Custom ID1: Custom ID2: Custom ID3:
Comment:

Int. Std.	In2306	Y_3600	Y_3710	Y_2243
Units	Cts/S	Cts/S	Cts/S	Cts/S
Avg	**5072.6**	**56856.**	**1526.8**	**1960.7**
Stddev	8.3	240.	8.9	5.2
%RSD	.16434	.42219	.58390	.26304
#1	5080.6	57096.	1517.6	1966.3
#2	5073.3	56855.	1527.3	1959.9
#3	5063.9	56616.	1535.4	1956.1

Zoom In Zoom Out

Sample Name: mp28148-s1 1 Acquired: 8/19/2021 17:15:32 Type: Unk
Method: SGS NO VALVE3(v193) Mode: CONC Corr. Factor: 1.000000
User: admin Custom ID1: Custom ID2: Custom ID3:
Comment:

Elem	Ag3280	Al3961	As1890	B_2089	Ba4554	Be3130	Bi2230	Ca3179	Cd2288
Units	ppm	ppm	ppm	ppm	ppm	ppm	ppm	ppm	ppm
Avg	**.0963**	**27.77**	**2.122**	**2.158**	**2.602**	**1.977**	**.1139**	F **1204.**	**2.178**
Stddev	.0001	.09	.003	.003	.008	.006	.0011	6.	.001
%RSD	.0677	.3381	.1429	.1337	.3006	.3176	.9532	.4769	.0244
#1	.0964	27.82	2.118	2.156	2.606	1.981	.1138	1207.	2.177
#2	.0963	27.66	2.124	2.162	2.593	1.970	.1129	1198.	2.178
#3	.0963	27.83	2.123	2.158	2.606	1.980	.1151	1209.	2.177

Elem	Ce4040	Co2286	Cr2677	Cu3247	Fe2599	K_7664	Li6707	Mg2790	Mn2576
Units	ppm	ppm	ppm	ppm	ppm	ppm	ppm	ppm	ppm
Avg	**-.0051**	**2.020**	**1.865**	**2.094**	**25.42**	**87.02**	**.2412**	**24.11**	**1.948**
Stddev	.0043	.001	.003	.003	.04	.30	.0038	.29	.002
%RSD	84.27	.0319	.1389	.1495	.1619	.3505	1.573	1.199	.1008
#1	-.0064	2.021	1.864	2.096	25.38	87.20	.2407	24.41	1.946
#2	-.0085	2.020	1.868	2.095	25.46	86.66	.2376	23.83	1.950
#3	-.0003	2.020	1.863	2.090	25.43	87.19	.2452	24.10	1.948

Elem	Mo2020	Na5895	Ni2316	P_1774	Pb2203	S_1820	Sb2068	Se1960	Si2124
Units	ppm	ppm	ppm	ppm	ppm	ppm	ppm	ppm	ppm
Avg	**2.034**	F **1188.**	**2.017**	**2.233**	**2.022**	**74.00**	**2.134**	**2.161**	**4.447**
Stddev	.001	9.	.000	.003	.003	.04	.002	.003	.004
%RSD	.0579	.7907	.0132	.1471	.1556	.0508	.0773	.1548	.0850
#1	2.033	1179.	2.017	2.230	2.022	73.97	2.135	2.158	4.451
#2	2.036	1188.	2.017	2.237	2.019	74.04	2.136	2.164	4.447
#3	2.034	1198.	2.016	2.234	2.025	73.98	2.132	2.161	4.443

Elem	Sn1899	Sr4077	Ti3349	Tl1908	V_2924	W_2079	Zn2062	Zr3391
Units	ppm	ppm	ppm	ppm	ppm	ppm	ppm	ppm
Avg	**1.903**	F **12.87**	**1.891**	**1.967**	**1.939**	**1.964**	**1.905**	**1.948**
Stddev	.002	.04	.003	.004	.002	.003	.004	.002
%RSD	.0908	.2749	.1435	.2258	.1085	.1519	.2189	.1002
#1	1.901	12.89	1.888	1.969	1.938	1.963	1.900	1.946
#2	1.905	12.83	1.894	1.962	1.942	1.962	1.908	1.949
#3	1.903	12.90	1.891	1.970	1.938	1.968	1.907	1.948

Zoom In Zoom Out

Sample Name: mp28148-s1 1 Acquired: 8/19/2021 17:15:32 Type: Unk
Method: SGS NO VALVE3(v193) Mode: CONC Corr. Factor: 1.000000
User: admin Custom ID1: Custom ID2: Custom ID3:
Comment:

Int. Std.	In2306	Y_3600	Y_3710	Y_2243
Units	Cts/S	Cts/S	Cts/S	Cts/S
Avg	**4131.0**	**51193.**	**1430.7**	**1635.1**
Stddev	3.2	180.	12.2	2.9
%RSD	.07768	.35169	.85413	.17596
#1	4131.6	51398.	1429.5	1638.3
#2	4133.9	51119.	1443.4	1634.3
#3	4127.5	51061.	1419.1	1632.8

Zoom In Zoom Out

Sample Name: mp28148-b1 1 Acquired: 8/19/2021 17:20:30 Type: Unk
Method: SGS NO VALVE3(v193) Mode: CONC Corr. Factor: 1.000000
User: admin Custom ID1: Custom ID2: Custom ID3:
Comment:

Elem	Ag3280	Al3961	As1890	B_2089	Ba4554	Be3130	Bi2230	Ca3179	Cd2288
Units	ppm	ppm	ppm	ppm	ppm	ppm	ppm	ppm	ppm
Avg	**.0849**	**25.66**	**1.991**	**2.030**	**1.992**	**1.991**	**.1273**	**26.23**	**2.025**
Stddev	.0004	.93	.005	.007	.069	.066	.0008	.83	.003
%RSD	.4985	3.630	.2757	.3279	3.479	3.297	.6202	3.164	.1671
#1	.0850	25.53	1.984	2.022	1.989	1.989	.1279	26.15	2.021
#2	.0844	24.79	1.992	2.035	1.925	1.926	.1264	25.44	2.028
#3	.0852	26.64	1.995	2.033	2.063	2.057	.1275	27.10	2.025

Elem	Ce4040	Co2286	Cr2677	Cu3247	Fe2599	K_7664	Li6707	Mg2790	Mn2576
Units	ppm	ppm	ppm	ppm	ppm	ppm	ppm	ppm	ppm
Avg	**-.0152**	**2.065**	**2.025**	**1.945**	**26.07**	**25.32**	**-.0003**	**25.97**	**2.063**
Stddev	.0022	.001	.003	.002	.89	.86	.0010	.76	.004
%RSD	14.50	.0702	.1373	.1150	3.412	3.389	283.8	2.941	.1674
#1	-.0129	2.065	2.028	1.947	25.99	25.22	-.0013	25.84	2.066
#2	-.0154	2.064	2.025	1.943	25.22	24.52	-.0005	25.28	2.063
#3	-.0174	2.067	2.022	1.945	27.00	26.23	.0007	26.79	2.059

Elem	Mo2020	Na5895	Ni2316	P_1774	Pb2203	S_1820	Sb2068	Se1960	Si2124
Units	ppm	ppm	ppm	ppm	ppm	ppm	ppm	ppm	ppm
Avg	**1.976**	**25.41**	**2.102**	**2.073**	**2.097**	**-.0280**	**1.990**	**2.082**	**.0497**
Stddev	.004	.83	.001	.003	.003	.0012	.006	.004	.0006
%RSD	.1813	3.265	.0679	.1482	.1330	4.397	.3224	.1687	1.236
#1	1.972	25.37	2.101	2.070	2.097	-.0270	1.982	2.078	.0502
#2	1.979	24.59	2.102	2.076	2.095	-.0276	1.993	2.082	.0490
#3	1.978	26.25	2.104	2.073	2.100	-.0294	1.994	2.085	.0499

Elem	Sn1899	Sr4077	Ti3349	Tl1908	V_2924	W_2079	Zn2062	Zr3391
Units	ppm	ppm	ppm	ppm	ppm	ppm	ppm	ppm
Avg	**2.008**	**1.997**	**1.994**	**2.122**	**2.004**	**1.932**	**2.057**	**1.973**
Stddev	.001	.069	.004	.005	.003	.003	.002	.002
%RSD	.0365	3.465	.2103	.2272	.1693	.1654	.0983	.1201
#1	2.008	1.995	1.998	2.116	2.007	1.930	2.058	1.975
#2	2.009	1.928	1.993	2.125	2.005	1.930	2.058	1.972
#3	2.008	2.067	1.990	2.125	2.001	1.935	2.055	1.971

Zoom In Zoom Out

Sample Name: mp28148-b1 1 Acquired: 8/19/2021 17:20:30 Type: Unk
Method: SGS NO VALVE3(v193) Mode: CONC Corr. Factor: 1.000000
User: admin Custom ID1: Custom ID2: Custom ID3:
Comment:

Int. Std.	In2306	Y_3600	Y_3710	Y_2243
Units	Cts/S	Cts/S	Cts/S	Cts/S
Avg	**4941.1**	**55279.**	**1506.3**	**1918.5**
Stddev	2.1	194.	44.3	3.0
%RSD	.04253	.35125	2.9397	.15839
#1	4938.8	55214.	1524.4	1919.1
#2	4941.6	55126.	1538.7	1915.2
#3	4942.9	55498.	1455.8	1921.2

Zoom In Zoom Out

Sample Name: mp28148-mb1 1 Acquired: 8/19/2021 17:25:22 Type: Unk
Method: SGS NO VALVE3(v193) Mode: CONC Corr. Factor: 1.000000
User: admin Custom ID1: Custom ID2: Custom ID3:
Comment:

Elem	Ag3280	Al3961	As1890	B_2089	Ba4554	Be3130	Bi2230	Ca3179	Cd2288
Units	ppm	ppm	ppm	ppm	ppm	ppm	ppm	ppm	ppm
Avg	**-.0002**	**.0158**	**.0028**	**.0028**	**.0006**	**.0004**	**.0027**	**.0166**	**.0002**
Stddev	.0000	.0078	.0005	.0003	.0003	.0001	.0017	.0044	.0002
%RSD	15.35	49.54	16.50	11.04	44.39	28.24	63.25	26.14	112.8
#1	-.0002	.0068	.0025	.0032	.0004	.0004	.0034	.0146	.0002
#2	-.0002	.0194	.0027	.0027	.0010	.0003	.0039	.0216	.0004
#3	-.0003	.0211	.0034	.0026	.0006	.0005	.0007	.0137	-.0000

Elem	Ce4040	Co2286	Cr2677	Cu3247	Fe2599	K_7664	Li6707	Mg2790	Mn2576
Units	ppm	ppm	ppm	ppm	ppm	ppm	ppm	ppm	ppm
Avg	**.0017**	**.0008**	**.0005**	**.0015**	**.0121**	**.0186**	**-.0010**	**.0228**	**.0005**
Stddev	.0016	.0003	.0003	.0003	.0115	.0575	.0005	.0412	.0000
%RSD	95.76	38.33	57.53	18.45	95.17	308.9	51.01	180.9	9.209
#1	.0007	.0009	.0007	.0014	.0072	.0691	-.0005	.0700	.0006
#2	.0036	.0011	.0005	.0013	.0252	-.0440	-.0015	.0040	.0005
#3	.0008	.0005	.0002	.0018	.0038	.0307	-.0011	-.0057	.0005

Elem	Mo2020	Na5895	Ni2316	P_1774	Pb2203	S_1820	Sb2068	Se1960	Si2124
Units	ppm	ppm	ppm	ppm	ppm	ppm	ppm	ppm	ppm
Avg	**.0016**	**.0911**	**.0003**	**.0017**	**.0007**	**.0116**	**-.0000**	**-.0004**	**.0472**
Stddev	.0003	.0171	.0004	.0014	.0007	.0015	.0022	.0017	.0708
%RSD	20.35	18.79	111.9	82.85	98.89	12.91	27180.	470.6	150.0
#1	.0019	.1100	.0007	.0001	.0008	.0129	.0026	-.0018	.0064
#2	.0016	.0866	-.0001	.0025	.0014	.0119	-.0016	-.0007	.1289
#3	.0013	.0766	.0004	.0026	-.0000	.0100	-.0010	.0015	.0062

Elem	Sn1899	Sr4077	Ti3349	Tl1908	V_2924	W_2079	Zn2062	Zr3391
Units	ppm	ppm	ppm	ppm	ppm	ppm	ppm	ppm
Avg	**.0003**	**.0006**	**.0003**	**.0035**	**.0004**	**.0055**	**.0003**	**-.0003**
Stddev	.0002	.0001	.0003	.0009	.0002	.0007	.0000	.0003
%RSD	81.61	13.70	91.53	24.31	44.53	12.12	10.04	102.3
#1	.0005	.0006	.0006	.0035	.0003	.0058	.0003	-.0001
#2	.0000	.0005	.0002	.0044	.0006	.0047	.0003	-.0006
#3	.0003	.0006	.0001	.0027	.0003	.0060	.0004	-.0002

Zoom In Zoom Out

Sample Name: mp28148-mb1 1 Acquired: 8/19/2021 17:25:22 Type: Unk
Method: SGS NO VALVE3(v193) Mode: CONC Corr. Factor: 1.000000
User: admin Custom ID1: Custom ID2: Custom ID3:
Comment:

Int. Std.	In2306	Y_3600	Y_3710	Y_2243
Units	Cts/S	Cts/S	Cts/S	Cts/S
Avg	**5042.9**	**57268.**	**1520.6**	**1968.0**
Stddev	54.5	216.	3.6	23.4
%RSD	1.0802	.37691	.23669	1.1898
#1	5077.6	57472.	1524.0	1983.9
#2	5070.9	57042.	1521.0	1979.0
#3	4980.1	57291.	1516.8	1941.1

Zoom In Zoom Out

Sample Name: mp28148-s2 Acquired: 8/19/2021 17:30:37 Type: Unk
Method: SGS NO VALVE3(v193) Mode: CONC Corr. Factor: 1.000000
User: admin Custom ID1: Custom ID2: Custom ID3:
Comment:

Elem	Ag3280	Al3961	As1890	B_2089	Ba4554	Be3130	Bi2230	Ca3179	Cd2288
Units	ppm	ppm	ppm	ppm	ppm	ppm	ppm	ppm	ppm
Avg	**.0918**	**26.36**	**2.035**	**2.067**	**2.473**	**1.891**	**.1134**	F **1137.**	**2.081**
Stddev	.0006	.09	.002	.002	.005	.007	.0025	2.	.001
%RSD	.6323	.3258	.0735	.1153	.1877	.3550	2.227	.1465	.0689
#1	.0913	26.30	2.033	2.066	2.470	1.887	.1122	1136.	2.080
#2	.0918	26.46	2.035	2.070	2.479	1.899	.1117	1139.	2.081
#3	.0924	26.33	2.036	2.066	2.471	1.888	.1163	1137.	2.083

Elem	Ce4040	Co2286	Cr2677	Cu3247	Fe2599	K_7664	Li6707	Mg2790	Mn2576
Units	ppm	ppm	ppm	ppm	ppm	ppm	ppm	ppm	ppm
Avg	**-.0057**	**1.945**	**1.795**	**1.997**	**24.30**	**81.90**	**.2226**	**23.44**	**1.873**
Stddev	.0041	.003	.003	.005	.04	.20	.0001	.12	.002
%RSD	71.59	.1322	.1489	.2327	.1689	.2462	.0484	.4913	.0841
#1	-.0010	1.947	1.798	1.993	24.25	81.67	.2225	23.40	1.872
#2	-.0077	1.942	1.792	1.996	24.31	82.07	.2225	23.57	1.872
#3	-.0085	1.945	1.795	2.002	24.33	81.95	.2227	23.35	1.875

Elem	Mo2020	Na5895	Ni2316	P_1774	Pb2203	S_1820	Sb2068	Se1960	Si2124
Units	ppm	ppm	ppm	ppm	ppm	ppm	ppm	ppm	ppm
Avg	**1.953**	F **1102.**	**1.948**	**2.149**	**1.947**	**68.60**	**2.044**	**2.071**	**4.178**
Stddev	.001	3.	.005	.000	.005	.01	.002	.002	.008
%RSD	.0407	.2474	.2451	.0208	.2727	.0160	.0930	.0716	.1938
#1	1.952	1105.	1.953	2.149	1.953	68.59	2.046	2.069	4.170
#2	1.953	1100.	1.944	2.148	1.943	68.61	2.042	2.072	4.186
#3	1.954	1100.	1.946	2.149	1.946	68.61	2.044	2.070	4.176

Elem	Sn1899	Sr4077	Ti3349	Tl1908	V_2924	W_2079	Zn2062	Zr3391
Units	ppm	ppm	ppm	ppm	ppm	ppm	ppm	ppm
Avg	**1.831**	F **12.08**	**1.833**	**1.894**	**1.858**	**1.894**	**1.838**	**1.875**
Stddev	.004	.04	.003	.006	.003	.002	.002	.002
%RSD	.1888	.3035	.1377	.3201	.1765	.1135	.1202	.1201
#1	1.835	12.05	1.833	1.893	1.858	1.894	1.841	1.873
#2	1.830	12.12	1.830	1.900	1.855	1.893	1.836	1.875
#3	1.828	12.07	1.835	1.889	1.861	1.897	1.838	1.877

Zoom In Zoom Out

Sample Name: mp28148-s2 Acquired: 8/19/2021 17:30:37 Type: Unk
Method: SGS NO VALVE3(v193) Mode: CONC Corr. Factor: 1.000000
User: admin Custom ID1: Custom ID2: Custom ID3:
Comment:

Int. Std.	In2306	Y_3600	Y_3710	Y_2243
Units	Cts/S	Cts/S	Cts/S	Cts/S
Avg	**4130.1**	**51087.**	**1420.6**	**1638.5**
Stddev	6.4	107.	1.9	2.6
%RSD	.15452	.21009	.13559	.15646
#1	4125.6	50982.	1418.3	1638.8
#2	4137.4	51196.	1421.7	1640.9
#3	4127.3	51081.	1421.6	1635.8

Zoom In Zoom Out

Sample Name: jd29972-1 Acquired: 8/19/2021 17:35:34 Type: Unk
Method: SGS NO VALVE3(v193) Mode: CONC Corr. Factor: 1.000000
User: admin Custom ID1: Custom ID2: Custom ID3:
Comment:

Elem	Ag3280	Al3961	As1890	B_2089	Ba4554	Be3130	Bi2230	Ca3179
Units	ppm	ppm	ppm	ppm	ppm	ppm	ppm	ppm
Avg	**.0049**	**1.098**	**.0036**	**.0704**	**.5524**	F **-.0019**	**.0000**	F **1177.**
Stddev	.0002	.016	.0012	.0006	.0019	.0001	.0016	1.
%RSD	4.029	1.482	33.17	.9071	.3472	6.156	9475.	.0723
#1	.0052	1.081	.0050	.0706	.5541	-.0018	-.0001	1177.
#2	.0048	1.098	.0028	.0709	.5527	-.0020	.0017	1176.
#3	.0049	1.113	.0031	.0696	.5503	-.0020	-.0015	1177.

Elem	Cd2288	Ce4040	Co2286	Cr2677	Cu3247	Fe2599	K_7664	Li6707
Units	ppm	ppm	ppm	ppm	ppm	ppm	ppm	ppm
Avg	**.0009**	**.0115**	**.0036**	**.0011**	**.0023**	**.0295**	**57.75**	**.2358**
Stddev	.0003	.0041	.0005	.0005	.0002	.0088	.14	.0036
%RSD	33.00	35.50	14.67	49.35	10.54	29.75	.2509	1.541
#1	.0011	.0154	.0035	.0008	.0025	.0205	57.90	.2373
#2	.0010	.0072	.0042	.0017	.0023	.0380	57.61	.2384
#3	.0006	.0120	.0032	.0008	.0021	.0300	57.73	.2316

Elem	Mg2790	Mn2576	Mo2020	Na5895	Ni2316	P_1774	Pb2203	S_1820
Units	ppm	ppm	ppm	ppm	ppm	ppm	ppm	ppm
Avg	**.2044**	**.0070**	**.0616**	F **1114.**	**.0064**	**.0179**	F **-.0030**	**73.31**
Stddev	.0912	.0001	.0001	8.	.0004	.0019	.0006	.20
%RSD	44.65	2.087	.1570	.7578	7.011	10.65	19.94	.2776
#1	.2949	.0068	.0615	1114.	.0062	.0196	-.0030	73.08
#2	.2059	.0071	.0616	1105.	.0069	.0159	-.0025	73.46
#3	.1124	.0070	.0617	1122.	.0061	.0182	-.0037	73.38

Elem	Sb2068	Se1960	Si2124	Sn1899	Sr4077	Ti3349	Tl1908	V_2924
Units	ppm	ppm	ppm	ppm	ppm	ppm	ppm	ppm
Avg	**.0059**	**-.0003**	**4.343**	**-.0017**	F **10.77**	**-.0093**	**.0157**	**.0028**
Stddev	.0010	.0025	.016	.0006	.01	.0005	.0026	.0003
%RSD	17.32	879.7	.3610	37.74	.0780	5.136	16.79	11.10
#1	.0051	-.0032	4.326	-.0010	10.76	-.0098	.0187	.0026
#2	.0056	.0013	4.357	-.0017	10.76	-.0091	.0143	.0032
#3	.0070	.0010	4.345	-.0023	10.77	-.0089	.0141	.0027

Zoom In Zoom Out

Sample Name: jd29972-1 Acquired: 8/19/2021 17:35:34 Type: Unk
Method: SGS NO VALVE3(v193) Mode: CONC Corr. Factor: 1.000000
User: admin Custom ID1: Custom ID2: Custom ID3:
Comment:

Elem	W_2079	Zn2062	Zr3391
Units	ppm	ppm	ppm
Avg	**.0269**	**.0003**	**.0006**
Stddev	.0009	.0002	.0001
%RSD	3.173	71.33	17.49
#1	.0266	.0002	.0007
#2	.0278	.0002	.0005
#3	.0262	.0005	.0006

Int. Std.	In2306	Y_3600	Y_3710	Y_2243
Units	Cts/S	Cts/S	Cts/S	Cts/S
Avg	**4059.9**	**51119.**	**1416.7**	**1633.6**
Stddev	6.8	806.	.5	3.4
%RSD	.16855	1.5775	.03540	.20973
#1	4067.6	51998.	1417.1	1637.5
#2	4054.7	50412.	1416.2	1632.0
#3	4057.3	50947.	1416.9	1631.2

Zoom In Zoom Out

Sample Name: mp28148-sd1 Acquired: 8/19/2021 17:40:52 Type: Unk
Method: SGS NO VALVE3(v193) Mode: CONC Corr. Factor: 5.000000
User: admin Custom ID1: Custom ID2: Custom ID3:
Comment:

Elem	Ag3280	Al3961	As1890	B_2089	Ba4554	Be3130	Bi2230	Ca3179	Cd2288
Units	ppm	ppm	ppm	ppm	ppm	ppm	ppm	ppm	ppm
Avg	**.0046**	**1.272**	**.0080**	**.0790**	**.5763**	**-.0022**	**-.0002**	F **1309.**	**.0014**
Stddev	.0003	.107	.0030	.0023	.0039	.0001	.0100	5.	.0001
%RSD	6.061	8.392	38.17	2.914	.6792	6.676	5815.	.3843	7.706
#1	.0049	1.376	.0079	.0797	.5718	-.0021	-.0115	1304.	.0013
#2	.0043	1.162	.0050	.0765	.5788	-.0023	.0036	1313.	.0014
#3	.0046	1.277	.0110	.0809	.5783	-.0023	.0074	1311.	.0015

Elem	Ce4040	Co2286	Cr2677	Cu3247	Fe2599	K_7664	Li6707	Mg2790	Mn2576
Units	ppm	ppm	ppm	ppm	ppm	ppm	ppm	ppm	ppm
Avg	**.0403**	**.0023**	**.0018**	**.0073**	**.0253**	**56.44**	**.2485**	**.4897**	**.0075**
Stddev	.0198	.0009	.0006	.0012	.0598	.21	.0038	.2661	.0003
%RSD	49.25	40.69	31.95	15.88	236.8	.3751	1.517	54.33	3.716
#1	.0621	.0012	.0024	.0059	-.0401	56.21	.2441	.2655	.0077
#2	.0354	.0030	.0019	.0077	.0773	56.50	.2507	.4199	.0072
#3	.0234	.0026	.0012	.0081	.0386	56.61	.2506	.7837	.0077

Elem	Mo2020	Na5895	Ni2316	P_1774	Pb2203	S_1820	Sb2068	Se1960	Si2124
Units	ppm	ppm	ppm	ppm	ppm	ppm	ppm	ppm	ppm
Avg	**.0665**	F **1295.**	**.0076**	**.0170**	**-.0025**	**69.89**	**.0045**	**-.0068**	**4.232**
Stddev	.0012	5.	.0013	.0060	.0069	.12	.0036	.0032	.015
%RSD	1.797	.3594	17.65	35.16	272.7	.1757	79.56	47.12	.3440
#1	.0668	1290.	.0062	.0122	-.0077	69.97	.0047	-.0037	4.233
#2	.0675	1299.	.0089	.0150	-.0053	69.96	.0080	-.0100	4.246
#3	.0652	1295.	.0078	.0237	.0053	69.75	.0008	-.0065	4.217

Elem	Sn1899	Sr4077	Ti3349	Tl1908	V_2924	W_2079	Zn2062	Zr3391
Units	ppm	ppm	ppm	ppm	ppm	ppm	ppm	ppm
Avg	**-.0105**	**11.41**	**-.0162**	**.0186**	**.0020**	**.0451**	**-.0006**	**.0028**
Stddev	.0008	.04	.0013	.0067	.0020	.0027	.0008	.0005
%RSD	8.044	.3350	7.823	36.16	100.3	5.905	125.8	18.14
#1	-.0098	11.38	-.0160	.0170	.0004	.0467	-.0004	.0025
#2	-.0115	11.46	-.0175	.0261	.0013	.0465	-.0015	.0025
#3	-.0103	11.41	-.0150	.0129	.0042	.0420	.0000	.0034

Zoom In Zoom Out

Sample Name: mp28148-sd1 Acquired: 8/19/2021 17:40:52 Type: Unk
Method: SGS NO VALVE3(v193) Mode: CONC Corr. Factor: 5.000000
User: admin Custom ID1: Custom ID2: Custom ID3:
Comment:

Int. Std.	In2306	Y_3600	Y_3710	Y_2243
Units	Cts/S	Cts/S	Cts/S	Cts/S
Avg	**4532.9**	**54917.**	**1462.3**	**1811.6**
Stddev	2.3	261.	7.5	1.1
%RSD	.04998	.47585	.50974	.05899
#1	4533.5	54631.	1470.1	1810.4
#2	4530.4	54978.	1461.6	1812.3
#3	4534.8	55143.	1455.3	1812.2

Zoom In Zoom Out

Sample Name: jd29900-8 Acquired: 8/19/2021 17:46:01 Type: Unk
Method: SGS NO VALVE3(v193) Mode: CONC Corr. Factor: 1.000000
User: admin Custom ID1: Custom ID2: Custom ID3:
Comment:

Elem	Ag3280	Al3961	As1890	B_2089	Ba4554	Be3130	Bi2230	Ca3179	Cd2288
Units	ppm	ppm	ppm	ppm	ppm	ppm	ppm	ppm	ppm
Avg	**.0003**	**.0331**	**.0528**	**.0194**	**.7434**	**.0002**	**.0013**	**26.60**	**.0003**
Stddev	.0001	.0121	.0011	.0001	.0019	.0004	.0011	.05	.0001
%RSD	51.69	36.66	2.077	.2735	.2616	219.5	84.99	.1712	31.90
#1	.0001	.0377	.0519	.0193	.7451	.0007	.0000	26.65	.0002
#2	.0003	.0423	.0540	.0194	.7413	-.0001	.0020	26.56	.0003
#3	.0004	.0193	.0526	.0194	.7439	.0000	.0018	26.61	.0004

Elem	Ce4040	Co2286	Cr2677	Cu3247	Fe2599	K_7664	Li6707	Mg2790	Mn2576
Units	ppm	ppm	ppm	ppm	ppm	ppm	ppm	ppm	ppm
Avg	**.0281**	**.0072**	**.0034**	**.0023**	**21.24**	**1.418**	**.0057**	**10.18**	F **8.112**
Stddev	.0035	.0002	.0001	.0005	.04	.012	.0019	.20	.031
%RSD	12.44	3.198	3.639	22.03	.1778	.8744	33.76	1.936	.3797
#1	.0269	.0074	.0034	.0021	21.27	1.426	.0078	9.952	8.079
#2	.0254	.0071	.0033	.0019	21.27	1.404	.0053	10.28	8.139
#3	.0320	.0070	.0036	.0029	21.20	1.424	.0040	10.31	8.117

Elem	Mo2020	Na5895	Ni2316	P_1774	Pb2203	S_1820	Sb2068	Se1960	Si2124
Units	ppm	ppm	ppm	ppm	ppm	ppm	ppm	ppm	ppm
Avg	**.0000**	**3.006**	**.0037**	**.2365**	**.0010**	**1.225**	**.0002**	**.0006**	**5.438**
Stddev	.0002	.018	.0006	.0003	.0014	.005	.0006	.0021	.004
%RSD	474.2	.6098	16.66	.1291	138.2	.3920	257.0	371.2	.0641
#1	.0001	3.023	.0037	.2365	.0013	1.223	.0008	.0019	5.436
#2	-.0002	3.008	.0043	.2362	-.0005	1.221	.0002	-.0018	5.437
#3	.0002	2.986	.0031	.2368	.0023	1.230	-.0003	.0016	5.442

Elem	Sn1899	Sr4077	Ti3349	Tl1908	V_2924	W_2079	Zn2062	Zr3391
Units	ppm	ppm	ppm	ppm	ppm	ppm	ppm	ppm
Avg	**-.0016**	**.0941**	**-.0004**	**.0090**	**.0029**	**.0017**	**.0025**	**-.0031**
Stddev	.0002	.0000	.0005	.0003	.0001	.0009	.0002	.0002
%RSD	15.20	.0460	127.3	3.864	3.433	54.51	9.215	6.830
#1	-.0017	.0941	-.0000	.0090	.0030	.0011	.0026	-.0029
#2	-.0013	.0941	-.0002	.0087	.0029	.0027	.0023	-.0033
#3	-.0017	.0941	-.0010	.0094	.0028	.0012	.0027	-.0032

Zoom In Zoom Out

Sample Name: jd29900-8 Acquired: 8/19/2021 17:46:01 Type: Unk
Method: SGS NO VALVE3(v193) Mode: CONC Corr. Factor: 1.000000
User: admin Custom ID1: Custom ID2: Custom ID3:
Comment:

Int. Std.	In2306	Y_3600	Y_3710	Y_2243
Units	Cts/S	Cts/S	Cts/S	Cts/S
Avg	**5025.0**	**56805.**	**1504.0**	**1955.4**
Stddev	19.1	155.	12.5	4.1
%RSD	.38064	.27279	.82907	.21029
#1	5013.2	56737.	1496.5	1953.2
#2	5014.6	56983.	1518.4	1952.8
#3	5047.0	56696.	1497.2	1960.1

Zoom In Zoom Out

Sample Name: jd29900-8f Acquired: 8/19/2021 17:51:17 Type: Unk
Method: SGS NO VALVE3(v193) Mode: CONC Corr. Factor: 1.000000
User: admin Custom ID1: Custom ID2: Custom ID3:
Comment:

Elem	Ag3280	Al3961	As1890	B_2089	Ba4554	Be3130	Bi2230	Ca3179	Cd2288
Units	ppm	ppm	ppm	ppm	ppm	ppm	ppm	ppm	ppm
Avg	**.0004**	**.0156**	**.0554**	**.0177**	**.7084**	**.0005**	**.0008**	**25.19**	**.0006**
Stddev	.0003	.0110	.0013	.0014	.0008	.0002	.0010	.04	.0002
%RSD	76.90	70.56	2.402	7.876	.1085	43.54	137.9	.1694	28.94
#1	.0001	.0220	.0547	.0192	.7077	.0003	.0019	25.15	.0006
#2	.0008	.0029	.0569	.0174	.7082	.0007	-.0001	25.20	.0005
#3	.0005	.0220	.0545	.0165	.7092	.0005	.0004	25.23	.0008

Elem	Ce4040	Co2286	Cr2677	Cu3247	Fe2599	K_7664	Li6707	Mg2790	Mn2576
Units	ppm	ppm	ppm	ppm	ppm	ppm	ppm	ppm	ppm
Avg	**.0259**	**.0070**	**.0037**	**.0026**	**23.05**	**1.291**	**.0042**	**9.699**	**7.878**
Stddev	.0009	.0001	.0005	.0001	.01	.057	.0021	.111	.028
%RSD	3.557	1.816	14.22	4.874	.0390	4.406	50.91	1.146	.3595
#1	.0248	.0070	.0036	.0025	23.04	1.226	.0053	9.572	7.846
#2	.0265	.0071	.0032	.0027	23.06	1.325	.0017	9.776	7.901
#3	.0263	.0069	.0042	.0026	23.06	1.324	.0056	9.749	7.887

Elem	Mo2020	Na5895	Ni2316	P_1774	Pb2203	S_1820	Sb2068	Se1960	Si2124
Units	ppm	ppm	ppm	ppm	ppm	ppm	ppm	ppm	ppm
Avg	**-.0002**	**2.566**	**.0039**	**.2424**	**.0006**	**1.166**	**.0007**	**.0011**	**5.108**
Stddev	.0003	.016	.0005	.0009	.0018	.003	.0012	.0006	.004
%RSD	130.0	.6274	11.74	.3548	320.8	.2112	162.5	51.73	.0830
#1	-.0002	2.568	.0038	.2432	.0004	1.163	.0018	.0006	5.104
#2	.0001	2.581	.0034	.2415	-.0012	1.166	.0010	.0018	5.113
#3	-.0004	2.549	.0043	.2426	.0025	1.168	-.0006	.0010	5.106

Elem	Sn1899	Sr4077	Ti3349	Tl1908	V_2924	W_2079	Zn2062	Zr3391
Units	ppm	ppm	ppm	ppm	ppm	ppm	ppm	ppm
Avg	**-.0018**	**.0883**	**-.0011**	**.0081**	**.0030**	**.0013**	**.0026**	**-.0025**
Stddev	.0007	.0004	.0005	.0011	.0003	.0001	.0001	.0001
%RSD	37.36	.4510	48.16	14.21	9.190	9.158	2.660	2.780
#1	-.0012	.0887	-.0011	.0094	.0027	.0014	.0026	-.0026
#2	-.0025	.0879	-.0017	.0071	.0032	.0012	.0027	-.0025
#3	-.0016	.0883	-.0006	.0078	.0031	.0013	.0027	-.0025

Zoom In Zoom Out

Sample Name: jd29900-8f Acquired: 8/19/2021 17:51:17 Type: Unk
Method: SGS NO VALVE3(v193) Mode: CONC Corr. Factor: 1.000000
User: admin Custom ID1: Custom ID2: Custom ID3:
Comment:

Int. Std.	In2306	Y_3600	Y_3710	Y_2243
Units	Cts/S	Cts/S	Cts/S	Cts/S
Avg	**5091.4**	**56813.**	**1506.5**	**1989.9**
Stddev	3.5	218.	2.8	2.5
%RSD	.06908	.38372	.18477	.12441
#1	5091.1	56872.	1504.9	1987.0
#2	5095.0	56571.	1504.9	1991.7
#3	5088.0	56995.	1509.7	1990.8

Zoom In Zoom Out

Sample Name: ccv 7 Acquired: 8/19/2021 17:56:34 Type: QC
Method: SGS NO VALVE3(v193) Mode: CONC Corr. Factor: 1.000000
User: admin Custom ID1: Custom ID2: Custom ID3:
Comment:

Elem	Ag3280	Al3961	As1890	B_2089	Ba4554	Be3130	Bi2230	Ca3179	Cd2288
Units	ppm	ppm	ppm	ppm	ppm	ppm	ppm	ppm	ppm
Avg	**.2454**	**39.06**	**1.977**	**1.968**	**1.983**	**2.005**	**1.926**	**40.18**	**1.967**
Stddev	.0002	.11	.006	.003	.005	.002	.006	.09	.004
%RSD	.0633	.2886	.3073	.1264	.2344	.0957	.3243	.2124	.2045
#1	.2453	38.97	1.983	1.969	1.979	2.003	1.930	40.14	1.970
#2	.2456	39.18	1.971	1.965	1.988	2.007	1.919	40.28	1.963
#3	.2454	39.01	1.977	1.969	1.983	2.005	1.931	40.13	1.969
Check ?	Chk Pass	Chk Pass	Chk Pass	Chk Pass	Chk Pass	Chk Pass	Chk Pass	Chk Pass	Chk Pass
Value									
Range									

Elem	Ce4040	Co2286	Cr2677	Cu3247	Fe2599	K_7664	Li6707	Mg2790	Mn2576
Units	ppm	ppm	ppm	ppm	ppm	ppm	ppm	ppm	ppm
Avg	**1.945**	**2.040**	**2.028**	**1.971**	**40.05**	**38.67**	**1.849**	**40.20**	**2.063**
Stddev	.004	.004	.005	.004	.13	.04	.003	.13	.003
%RSD	.2292	.1883	.2577	.1767	.3135	.0919	.1749	.3343	.1609
#1	1.944	2.041	2.029	1.975	39.90	38.63	1.846	40.28	2.067
#2	1.950	2.042	2.032	1.969	40.14	38.70	1.849	40.27	2.063
#3	1.941	2.035	2.022	1.969	40.09	38.68	1.853	40.04	2.060
Check ?	Chk Pass	Chk Pass	Chk Pass	Chk Pass	Chk Pass	Chk Pass	Chk Pass	Chk Pass	Chk Pass
Value									
Range									

Elem	Mo2020	Na5895	Ni2316	P_1774	Pb2203	S_1820	Sb2068	Se1960	Si2124
Units	ppm	ppm	ppm	ppm	ppm	ppm	ppm	ppm	ppm
Avg	**1.996**	**37.97**	**2.045**	**2.014**	**2.052**	**1.955**	**1.965**	**1.955**	**4.804**
Stddev	.004	.07	.001	.004	.000	.001	.003	.005	.010
%RSD	.1780	.1955	.0253	.2062	.0082	.0234	.1712	.2582	.2075
#1	1.999	37.90	2.045	2.019	2.052	1.955	1.966	1.959	4.812
#2	1.992	38.04	2.044	2.012	2.052	1.956	1.962	1.949	4.793
#3	1.998	37.96	2.044	2.011	2.052	1.955	1.968	1.957	4.807
Check ?	Chk Pass	Chk Pass	Chk Pass	Chk Pass	Chk Pass	Chk Pass	Chk Pass	Chk Pass	Chk Pass
Value									
Range									

Zoom In Zoom Out

Sample Name: ccv 7 Acquired: 8/19/2021 17:56:34 Type: QC
Method: SGS NO VALVE3(v193) Mode: CONC Corr. Factor: 1.000000
User: admin Custom ID1: Custom ID2: Custom ID3:
Comment:

Elem	Sn1899	Sr4077	Ti3349	Tl1908	V_2924	W_2079	Zn2062	Zr3391
Units	ppm	ppm	ppm	ppm	ppm	ppm	ppm	ppm
Avg	**2.021**	**1.994**	**2.025**	**2.054**	**2.013**	**2.001**	**2.018**	**2.017**
Stddev	.002	.003	.002	.005	.002	.004	.003	.003
%RSD	.1057	.1452	.0802	.2311	.1093	.1863	.1425	.1505
#1	2.023	1.992	2.026	2.054	2.015	2.005	2.022	2.020
#2	2.022	1.997	2.026	2.059	2.014	1.998	2.017	2.018
#3	2.019	1.994	2.023	2.049	2.011	2.000	2.016	2.014
Check ?	Chk Pass	Chk Pass	Chk Pass	Chk Pass	Chk Pass	Chk Pass	Chk Pass	Chk Pass
Value								
Range								

Int. Std.	In2306	Y_3600	Y_3710	Y_2243
Units	Cts/S	Cts/S	Cts/S	Cts/S
Avg	**4916.6**	**54833.**	**1475.1**	**1916.6**
Stddev	1.9	136.	.9	2.6
%RSD	.03775	.24858	.06082	.13349
#1	4915.6	54685.	1474.3	1914.4
#2	4915.5	54861.	1474.9	1919.4
#3	4918.8	54954.	1476.0	1916.1

Inst QC: MA51004

Zoom In / Zoom Out

Sample Name: ccb Acquired: 8/19/2021 18:01:26 Type: QC
Method: SGS NO VALVE3(v193) Mode: CONC Corr. Factor: 1.000000
User: admin Custom ID1: Custom ID2: Custom ID3:
Comment:

Elem	Ag3280	Al3961	As1890	B_2089	Ba4554	Be3130	Bi2230	Ca3179	Cd2288
Units	ppm	ppm	ppm	ppm	ppm	ppm	ppm	ppm	ppm
Avg	**-.0004**	**.0132**	**.0007**	**.0025**	**.0001**	**-.0002**	**-.0004**	**-.0041**	**.0002**
Stddev	.0001	.0202	.0009	.0003	.0000	.0000	.0008	.0047	.0001
%RSD	30.25	153.3	127.5	11.67	6.386	23.82	231.9	115.0	22.19
#1	-.0006	.0080	.0006	.0029	.0001	-.0002	-.0013	-.0052	.0003
#2	-.0003	.0354	-.0002	.0023	.0001	-.0001	.0001	-.0082	.0002
#3	-.0004	-.0039	.0017	.0024	.0001	-.0002	.0002	.0011	.0003
Check ?	Chk Pass	Chk Pass	Chk Pass	Chk Pass	Chk Pass	Chk Pass	Chk Pass	Chk Pass	Chk Pass
High Limit									
Low Limit									

Elem	Ce4040	Co2286	Cr2677	Cu3247	Fe2599	K_7664	Li6707	Mg2790	Mn2576
Units	ppm	ppm	ppm	ppm	ppm	ppm	ppm	ppm	ppm
Avg	**-.0022**	**.0002**	**-.0001**	**.0007**	**.0075**	**.0236**	**.0027**	**-.0178**	**.0001**
Stddev	.0017	.0001	.0002	.0003	.0110	.0589	.0018	.0865	.0001
%RSD	80.35	42.46	267.9	36.63	146.0	249.6	65.74	486.0	59.67
#1	-.0034	.0002	.0002	.0004	-.0049	.0133	.0032	.0186	.0001
#2	-.0002	.0003	-.0003	.0008	.0114	.0870	.0043	-.1165	.0000
#3	-.0030	.0001	-.0001	.0009	.0160	-.0295	.0007	.0445	.0002
Check ?	None	Chk Pass	Chk Pass	Chk Pass	Chk Pass	Chk Pass	Chk Pass	Chk Pass	Chk Pass
High Limit									
Low Limit									

Elem	Mo2020	Na5895	Ni2316	P_1774	Pb2203	S_1820	Sb2068	Se1960	Si2124
Units	ppm	ppm	ppm	ppm	ppm	ppm	ppm	ppm	ppm
Avg	**.0006**	**.1430**	**-.0003**	**-.0001**	**-.0015**	**.0019**	**.0004**	**.0012**	**-.0014**
Stddev	.0001	.0251	.0004	.0015	.0007	.0010	.0008	.0008	.0006
%RSD	17.60	17.54	160.3	2160.	43.57	50.03	197.4	63.97	40.24
#1	.0005	.1169	-.0004	.0003	-.0017	.0012	-.0005	.0015	-.0016
#2	.0007	.1451	.0002	-.0017	-.0008	.0016	.0007	.0017	-.0019
#3	.0006	.1669	-.0005	.0013	-.0021	.0030	.0010	.0003	-.0008
Check ?	Chk Pass	Chk Pass	Chk Pass	Chk Pass	Chk Pass	Chk Pass	Chk Pass	Chk Pass	Chk Pass
High Limit									
Low Limit									

Zoom In / Zoom Out

Sample Name: ccb Acquired: 8/19/2021 18:01:26 Type: QC
Method: SGS NO VALVE3(v193) Mode: CONC Corr. Factor: 1.000000
User: admin Custom ID1: Custom ID2: Custom ID3:
Comment:

Elem	Sn1899	Sr4077	Ti3349	Tl1908	V_2924	W_2079	Zn2062	Zr3391
Units	ppm	ppm	ppm	ppm	ppm	ppm	ppm	ppm
Avg	**.0001**	**-.0001**	**-.0007**	F **.0043**	**-.0002**	**.0028**	**-.0014**	**.0002**
Stddev	.0006	.0003	.0003	.0008	.0005	.0005	.0002	.0002
%RSD	860.6	393.0	45.11	19.41	228.9	19.17	11.03	112.5
#1	.0004	-.0002	-.0004	.0052	.0003	.0023	-.0013	.0004
#2	.0004	-.0003	-.0008	.0035	-.0006	.0034	-.0015	-.0000
#3	-.0006	.0003	-.0010	.0043	-.0003	.0028	-.0013	.0002
Check ?	Chk Pass	Chk Pass	Chk Pass	Chk Fail	Chk Pass	Chk Pass	Chk Pass	Chk Pass
High Limit				.0020				
Low Limit				-.0020				

Int. Std.	In2306	Y_3600	Y_3710	Y_2243
Units	Cts/S	Cts/S	Cts/S	Cts/S
Avg	**5067.7**	**56410.**	**1490.5**	**1989.0**
Stddev	9.9	221.	12.0	7.9
%RSD	.19443	.39264	.80353	.39790
#1	5056.9	56641.	1495.3	1980.4
#2	5076.1	56390.	1499.2	1995.9
#3	5070.3	56199.	1476.8	1990.7

Zoom In / Zoom Out

Sample Name: jd29972-2 1 Acquired: 8/19/2021 18:06:42 Type: Unk
Method: SGS NO VALVE3(v193) Mode: CONC Corr. Factor: 1.000000
User: admin Custom ID1: Custom ID2: Custom ID3:
Comment:

Elem	Ag3280	Al3961	As1890	B_2089	Ba4554	Be3130	Bi2230	Ca3179
Units	ppm	ppm	ppm	ppm	ppm	ppm	ppm	ppm
Avg	**.0057**	**4.904**	**.0021**	**.0824**	**.5355**	F **-.0026**	**-.0023**	F **1285.**
Stddev	.0001	.010	.0021	.0005	.0008	.0003	.0008	3.
%RSD	1.856	.2012	97.62	.6458	.1497	11.61	37.43	.2608
#1	.0056	4.893	-.0000	.0829	.5355	-.0029	-.0014	1288.
#2	.0058	4.907	.0042	.0818	.5364	-.0023	-.0023	1282.
#3	.0057	4.912	.0023	.0825	.5348	-.0025	-.0031	1286.

Elem	Cd2288	Ce4040	Co2286	Cr2677	Cu3247	Fe2599	K_7664	Li6707
Units	ppm	ppm	ppm	ppm	ppm	ppm	ppm	ppm
Avg	**.0006**	**.0085**	**.0037**	**.0011**	**.0019**	**.0079**	**57.65**	**.2326**
Stddev	.0002	.0030	.0003	.0002	.0004	.0091	.11	.0017
%RSD	35.61	34.85	9.142	15.83	22.42	115.5	.1967	.7454
#1	.0007	.0054	.0041	.0013	.0016	.0093	57.76	.2334
#2	.0003	.0090	.0035	.0011	.0018	-.0018	57.53	.2306
#3	.0007	.0113	.0035	.0009	.0024	.0161	57.66	.2338

Elem	Mg2790	Mn2576	Mo2020	Na5895	Ni2316	P_1774	Pb2203	S_1820
Units	ppm	ppm	ppm	ppm	ppm	ppm	ppm	ppm
Avg	**2.393**	**.0079**	**.0522**	F **1138.**	**.0073**	**.0084**	**-.0025**	F **129.2**
Stddev	.112	.0003	.0001	7.	.0001	.0003	.0017	.2
%RSD	4.689	3.227	.1433	.5844	1.927	3.704	68.51	.1763
#1	2.522	.0078	.0521	1137.	.0072	.0086	-.0015	129.4
#2	2.337	.0077	.0522	1131.	.0073	.0080	-.0044	129.2
#3	2.319	.0082	.0523	1145.	.0075	.0086	-.0015	128.9

Elem	Sb2068	Se1960	Si2124	Sn1899	Sr4077	Ti3349	Tl1908	V_2924
Units	ppm	ppm	ppm	ppm	ppm	ppm	ppm	ppm
Avg	**.0065**	**.0034**	**.4154**	**-.0023**	F **10.95**	F **-.0109**	**.0134**	**.0040**
Stddev	.0028	.0017	.0021	.0006	.01	.0004	.0028	.0001
%RSD	42.09	48.95	.5170	25.16	.1367	3.594	20.85	3.032
#1	.0038	.0016	.4145	-.0018	10.97	-.0105	.0162	.0039
#2	.0093	.0048	.4178	-.0022	10.95	-.0113	.0134	.0041
#3	.0066	.0038	.4138	-.0030	10.94	-.0108	.0106	.0040

Zoom In / Zoom Out

Sample Name: jd29972-2 1 Acquired: 8/19/2021 18:06:42 Type: Unk
Method: SGS NO VALVE3(v193) Mode: CONC Corr. Factor: 1.000000
User: admin Custom ID1: Custom ID2: Custom ID3:
Comment:

Elem	W_2079	Zn2062	Zr3391
Units	ppm	ppm	ppm
Avg	**.0196**	**-.0026**	**.0012**
Stddev	.0000	.0002	.0003
%RSD	.1214	5.803	21.78
#1	.0197	-.0025	.0011
#2	.0196	-.0028	.0010
#3	.0196	-.0026	.0015

Int. Std.	In2306	Y_3600	Y_3710	Y_2243
Units	Cts/S	Cts/S	Cts/S	Cts/S
Avg	**4128.2**	**50520.**	**1406.8**	**1668.3**
Stddev	3.8	1227.	12.7	2.0
%RSD	.09300	2.4287	.89991	.11993
#1	4130.4	51139.	1402.4	1669.5
#2	4123.7	51314.	1421.0	1666.0
#3	4130.4	49107.	1396.8	1669.5

Zoom In Zoom Out

Sample Name: jd29972-9 Acquired: 8/19/2021 18:11:56 Type: Unk
Method: SGS NO VALVE3(v193) Mode: CONC Corr. Factor: 1.000000
User: admin Custom ID1: Custom ID2: Custom ID3:
Comment:

Elem	Ag3280	Al3961	As1890	B_2089	Ba4554	Be3130	Bi2230	Ca3179	Cd2288
Units	ppm	ppm	ppm	ppm	ppm	ppm	ppm	ppm	ppm
Avg	**.0005**	**.0366**	**.0019**	**.1364**	**.0864**	**.0001**	**.0020**	**96.50**	**.0003**
Stddev	.0001	.0207	.0006	.0007	.0005	.0000	.0006	.12	.0001
%RSD	16.31	56.40	30.03	.4932	.6348	28.15	31.15	.1235	33.51
#1	.0006	.0603	.0017	.1362	.0858	.0000	.0021	96.38	.0004
#2	.0005	.0272	.0015	.1358	.0864	.0001	.0014	96.62	.0002
#3	.0005	.0224	.0026	.1371	.0869	.0001	.0026	96.50	.0003

Elem	Ce4040	Co2286	Cr2677	Cu3247	Fe2599	K_7664	Li6707	Mg2790	Mn2576
Units	ppm	ppm	ppm	ppm	ppm	ppm	ppm	ppm	ppm
Avg	**.0105**	**.0003**	**.0006**	**.0013**	**.0241**	**3.194**	**.0136**	**25.62**	**.6498**
Stddev	.0025	.0003	.0003	.0002	.0035	.026	.0009	.17	.0009
%RSD	24.29	114.6	45.04	17.57	14.68	.8031	6.650	.6595	.1459
#1	.0130	.0006	.0006	.0015	.0239	3.196	.0125	25.42	.6502
#2	.0079	.0003	.0003	.0011	.0276	3.218	.0141	25.72	.6487
#3	.0105	-.0001	.0009	.0012	.0206	3.167	.0141	25.71	.6504

Elem	Mo2020	Na5895	Ni2316	P_1774	Pb2203	S_1820	Sb2068	Se1960	Si2124
Units	ppm	ppm	ppm	ppm	ppm	ppm	ppm	ppm	ppm
Avg	**.0007**	**33.47**	**.0009**	**.0118**	**.0005**	**28.67**	**-.0010**	**.0008**	**5.102**
Stddev	.0002	.07	.0002	.0013	.0012	.02	.0004	.0019	.010
%RSD	28.61	.1949	26.62	11.19	232.3	.0771	41.70	245.6	.1944
#1	.0009	33.41	.0006	.0108	-.0001	28.65	-.0009	-.0014	5.093
#2	.0007	33.54	.0010	.0132	.0018	28.67	-.0007	.0021	5.100
#3	.0005	33.46	.0010	.0113	-.0003	28.69	-.0015	.0016	5.113

Elem	Sn1899	Sr4077	Ti3349	Tl1908	V_2924	W_2079	Zn2062	Zr3391
Units	ppm	ppm	ppm	ppm	ppm	ppm	ppm	ppm
Avg	**-.0024**	**.2313**	**-.0017**	**.0046**	**.0001**	**.0004**	**.0016**	**-.0036**
Stddev	.0002	.0001	.0005	.0011	.0003	.0011	.0001	.0002
%RSD	8.140	.0488	29.94	22.69	553.7	267.8	3.846	4.723
#1	-.0025	.2312	-.0012	.0054	.0000	-.0007	.0016	-.0037
#2	-.0022	.2312	-.0016	.0051	.0004	.0004	.0015	-.0035
#3	-.0024	.2314	-.0022	.0034	-.0003	.0015	.0016	-.0034

Zoom In Zoom Out

Sample Name: jd29972-9 Acquired: 8/19/2021 18:11:56 Type: Unk
Method: SGS NO VALVE3(v193) Mode: CONC Corr. Factor: 1.000000
User: admin Custom ID1: Custom ID2: Custom ID3:
Comment:

Int. Std.	In2306	Y_3600	Y_3710	Y_2243
Units	Cts/S	Cts/S	Cts/S	Cts/S
Avg	**4916.2**	**55610.**	**1469.0**	**1939.7**
Stddev	7.0	98.	3.5	5.2
%RSD	.14153	.17570	.24041	.26676
#1	4923.1	55595.	1473.0	1945.6
#2	4909.2	55714.	1466.4	1935.8
#3	4916.3	55520.	1467.5	1937.8

Zoom In Zoom Out

Sample Name: jd29974-3 Acquired: 8/19/2021 18:17:04 Type: Unk
Method: SGS NO VALVE3(v193) Mode: CONC Corr. Factor: 1.000000
User: admin Custom ID1: Custom ID2: Custom ID3:
Comment:

Elem	Ag3280	Al3961	As1890	B_2089	Ba4554	Be3130	Bi2230	Ca3179
Units	ppm	ppm	ppm	ppm	ppm	ppm	ppm	ppm
Avg	**.0052**	**5.038**	**.0017**	**.0813**	**.4469**	F **-.0023**	**-.0017**	F **1204.**
Stddev	.0003	.044	.0005	.0013	.0015	.0001	.0026	5.
%RSD	5.351	.8765	29.38	1.657	.3421	4.093	149.6	.3940
#1	.0050	5.015	.0022	.0821	.4458	-.0024	-.0047	1201.
#2	.0055	5.089	.0018	.0798	.4487	-.0023	.0001	1209.
#3	.0051	5.010	.0012	.0821	.4463	-.0022	-.0007	1201.

Elem	Cd2288	Ce4040	Co2286	Cr2677	Cu3247	Fe2599	K_7664	Li6707
Units	ppm	ppm	ppm	ppm	ppm	ppm	ppm	ppm
Avg	**.0004**	**.0097**	**.0034**	**.0024**	**.0018**	**.0544**	**54.84**	**.2175**
Stddev	.0002	.0032	.0005	.0006	.0003	.0200	.20	.0018
%RSD	59.01	32.67	14.42	25.68	14.98	36.76	.3629	.8118
#1	.0002	.0117	.0031	.0030	.0020	.0339	54.66	.2188
#2	.0003	.0115	.0040	.0018	.0018	.0738	55.05	.2182
#3	.0006	.0061	.0031	.0024	.0015	.0555	54.80	.2155

Elem	Mg2790	Mn2576	Mo2020	Na5895	Ni2316	P_1774	Pb2203	S_1820
Units	ppm	ppm	ppm	ppm	ppm	ppm	ppm	ppm
Avg	**3.294**	**.0149**	**.0501**	F **1089.**	**.0070**	**.0142**	**-.0026**	F **140.7**
Stddev	.097	.0001	.0001	21.	.0007	.0006	.0001	.4
%RSD	2.944	.4570	.1452	1.930	10.34	4.459	5.733	.3196
#1	3.363	.0148	.0502	1072.	.0063	.0136	-.0027	140.6
#2	3.183	.0149	.0500	1112.	.0077	.0142	-.0027	140.3
#3	3.336	.0150	.0501	1081.	.0070	.0149	-.0024	141.2

Elem	Sb2068	Se1960	Si2124	Sn1899	Sr4077	Ti3349	Tl1908	V_2924
Units	ppm	ppm	ppm	ppm	ppm	ppm	ppm	ppm
Avg	**.0064**	**.0041**	**.6177**	**-.0025**	F **10.35**	F **-.0102**	**.0148**	**.0053**
Stddev	.0007	.0018	.0014	.0006	.03	.0003	.0013	.0003
%RSD	11.37	43.06	.2330	22.27	.2688	3.098	8.802	4.768
#1	.0058	.0045	.6187	-.0032	10.32	-.0105	.0146	.0051
#2	.0062	.0022	.6160	-.0021	10.38	-.0099	.0162	.0054
#3	.0072	.0057	.6183	-.0024	10.35	-.0104	.0136	.0056

Zoom In Zoom Out

Sample Name: jd29974-3 Acquired: 8/19/2021 18:17:04 Type: Unk
Method: SGS NO VALVE3(v193) Mode: CONC Corr. Factor: 1.000000
User: admin Custom ID1: Custom ID2: Custom ID3:
Comment:

Elem	W_2079	Zn2062	Zr3391
Units	ppm	ppm	ppm
Avg	**.0202**	**.0010**	**.0005**
Stddev	.0018	.0001	.0003
%RSD	8.806	9.582	51.37
#1	.0211	.0009	.0007
#2	.0182	.0011	.0006
#3	.0215	.0010	.0002

Int. Std.	In2306	Y_3600	Y_3710	Y_2243
Units	Cts/S	Cts/S	Cts/S	Cts/S
Avg	**4130.7**	**50706.**	**1391.8**	**1669.8**
Stddev	4.6	134.	11.2	4.6
%RSD	.11023	.26484	.80825	.27722
#1	4134.4	50717.	1397.3	1673.7
#2	4132.0	50835.	1378.9	1670.9
#3	4125.6	50567.	1399.3	1664.7

Zoom In Zoom Out

Sample Name: mp28146-mb1 7 Acquired: 8/19/2021 18:22:19 Type: Unk
Method: SGS NO VALVE3(v193) Mode: CONC Corr. Factor: 1.000000
User: admin Custom ID1: Custom ID2: Custom ID3:
Comment:

Elem	Ag3280	Al3961	As1890	B_2089	Ba4554	Be3130	Bi2230	Ca3179	Cd2288
Units	ppm	ppm	ppm	ppm	ppm	ppm	ppm	ppm	ppm
Avg	**-.0004**	**.0519**	**-.0006**	**.0048**	**.0010**	**.0000**	**.0009**	**.1223**	**.0005**
Stddev	.0002	.0143	.0013	.0005	.0006	.0001	.0009	.0067	.0001
%RSD	46.87	27.51	198.5	10.40	60.52	4098.	92.56	5.502	19.20
#1	-.0004	.0461	-.0010	.0046	.0017	-.0001	.0010	.1189	.0004
#2	-.0006	.0414	.0008	.0044	.0009	-.0000	.0018	.1180	.0005
#3	-.0002	.0681	-.0017	.0053	.0005	.0001	.0000	.1300	.0006

Elem	Ce4040	Co2286	Cr2677	Cu3247	Fe2599	K_7664	Li6707	Mg2790	Mn2576
Units	ppm	ppm	ppm	ppm	ppm	ppm	ppm	ppm	ppm
Avg	**-.0038**	**.0005**	**.0018**	**.0017**	**.0855**	**.1665**	**.0032**	**.0742**	**.0021**
Stddev	.0011	.0001	.0002	.0001	.0225	.0409	.0023	.0401	.0001
%RSD	29.86	28.63	12.23	7.244	26.38	24.56	69.77	54.00	2.826
#1	-.0036	.0006	.0016	.0016	.0702	.1950	.0016	.0447	.0021
#2	-.0028	.0003	.0020	.0016	.1114	.1847	.0023	.1198	.0021
#3	-.0050	.0005	.0019	.0018	.0749	.1196	.0058	.0581	.0020

Elem	Mo2020	Na5895	Ni2316	P_1774	Pb2203	S_1820	Sb2068	Se1960	Si2124
Units	ppm	ppm	ppm	ppm	ppm	ppm	ppm	ppm	ppm
Avg	**.0010**	**.6963**	**.0008**	**.0233**	**.0009**	**.0220**	**.0009**	**.0009**	**.0181**
Stddev	.0001	.0211	.0004	.0009	.0005	.0010	.0003	.0002	.0007
%RSD	5.212	3.031	47.54	3.775	53.46	4.334	31.89	24.91	3.606
#1	.0011	.7085	.0004	.0241	.0014	.0227	.0006	.0011	.0179
#2	.0010	.7086	.0007	.0224	.0006	.0209	.0012	.0007	.0188
#3	.0010	.6720	.0012	.0235	.0006	.0224	.0008	.0008	.0175

Elem	Sn1899	Sr4077	Ti3349	Tl1908	V_2924	W_2079	Zn2062	Zr3391
Units	ppm	ppm	ppm	ppm	ppm	ppm	ppm	ppm
Avg	**.0224**	**.0008**	**.0026**	**-.0005**	**-.0002**	**.0019**	**.0166**	**.0005**
Stddev	.0007	.0002	.0006	.0023	.0003	.0009	.0002	.0003
%RSD	3.292	27.45	24.57	477.4	196.5	47.39	1.075	55.35
#1	.0223	.0009	.0021	-.0028	-.0004	.0014	.0166	.0006
#2	.0218	.0009	.0025	-.0004	-.0002	.0029	.0164	.0002
#3	.0232	.0005	.0033	.0017	.0002	.0013	.0168	.0008

Zoom In Zoom Out

Sample Name: mp28146-mb1 7 Acquired: 8/19/2021 18:22:19 Type: Unk
Method: SGS NO VALVE3(v193) Mode: CONC Corr. Factor: 1.000000
User: admin Custom ID1: Custom ID2: Custom ID3:
Comment:

Int. Std.	In2306	Y_3600	Y_3710	Y_2243
Units	Cts/S	Cts/S	Cts/S	Cts/S
Avg	**5067.2**	**56068.**	**1490.5**	**1991.5**
Stddev	7.3	209.	12.8	3.4
%RSD	.14340	.37347	.86182	.16953
#1	5064.7	55835.	1492.7	1987.8
#2	5061.5	56128.	1502.1	1992.5
#3	5075.4	56240.	1476.7	1994.3

Zoom In Zoom Out

Sample Name: mp28146-b1 Acquired: 8/19/2021 18:27:35 Type: Unk
Method: SGS NO VALVE3(v193) Mode: CONC Corr. Factor: 1.000000
User: admin Custom ID1: Custom ID2: Custom ID3:
Comment:

Elem	Ag3280	Al3961	As1890	B_2089	Ba4554	Be3130	Bi2230	Ca3179	Cd2288
Units	ppm	ppm	ppm	ppm	ppm	ppm	ppm	ppm	ppm
Avg	**.2338**	**24.16**	**1.808**	**1.804**	**1.866**	**1.903**	**.1134**	**25.10**	**1.836**
Stddev	.0005	.02	.007	.007	.005	.004	.0013	.03	.005
%RSD	.2050	.0949	.3639	.3785	.2521	.1918	1.112	.1310	.2886
#1	.2335	24.18	1.815	1.798	1.861	1.907	.1120	25.14	1.833
#2	.2343	24.14	1.804	1.803	1.867	1.900	.1137	25.09	1.834
#3	.2335	24.16	1.804	1.811	1.870	1.903	.1144	25.08	1.843

Elem	Ce4040	Co2286	Cr2677	Cu3247	Fe2599	K_7664	Li6707	Mg2790	Mn2576
Units	ppm	ppm	ppm	ppm	ppm	ppm	ppm	ppm	ppm
Avg	**-.0122**	**1.925**	**1.933**	**1.865**	**24.93**	**23.63**	**.0034**	**24.77**	**1.958**
Stddev	.0028	.003	.004	.000	.02	.05	.0007	.12	.002
%RSD	23.28	.1578	.1938	.0231	.0966	.2025	20.93	.4714	.1102
#1	-.0133	1.921	1.937	1.865	24.93	23.67	.0037	24.91	1.959
#2	-.0090	1.926	1.932	1.865	24.96	23.58	.0026	24.69	1.959
#3	-.0144	1.927	1.929	1.866	24.91	23.65	.0039	24.72	1.955

Elem	Mo2020	Na5895	Ni2316	P_1774	Pb2203	S_1820	Sb2068	Se1960	Si2124
Units	ppm	ppm	ppm	ppm	ppm	ppm	ppm	ppm	ppm
Avg	**1.848**	**23.23**	**1.939**	**1.880**	**1.946**	**-.0118**	**1.764**	**1.814**	**.1136**
Stddev	.003	.02	.002	.005	.004	.0005	.004	.002	.0046
%RSD	.1846	.1062	.1040	.2861	.1819	4.575	.2277	.0982	4.028
#1	1.851	23.21	1.940	1.877	1.949	-.0112	1.759	1.815	.1111
#2	1.844	23.26	1.937	1.877	1.942	-.0122	1.766	1.815	.1189
#3	1.848	23.22	1.941	1.886	1.945	-.0121	1.767	1.812	.1109

Elem	Sn1899	Sr4077	Ti3349	Tl1908	V_2924	W_2079	Zn2062	Zr3391
Units	ppm	ppm	ppm	ppm	ppm	ppm	ppm	ppm
Avg	**1.896**	**1.873**	**1.871**	**1.969**	**1.915**	**1.553**	**1.916**	**1.876**
Stddev	.005	.000	.003	.005	.002	.008	.007	.001
%RSD	.2403	.0205	.1486	.2621	.0863	.5283	.3635	.0519
#1	1.898	1.873	1.874	1.973	1.917	1.547	1.923	1.876
#2	1.891	1.874	1.870	1.970	1.916	1.551	1.909	1.876
#3	1.899	1.874	1.868	1.963	1.914	1.563	1.917	1.874

Zoom In Zoom Out

Sample Name: mp28146-b1 Acquired: 8/19/2021 18:27:35 Type: Unk
Method: SGS NO VALVE3(v193) Mode: CONC Corr. Factor: 1.000000
User: admin Custom ID1: Custom ID2: Custom ID3:
Comment:

Int. Std.	In2306	Y_3600	Y_3710	Y_2243
Units	Cts/S	Cts/S	Cts/S	Cts/S
Avg	**4980.4**	**55320.**	**1496.8**	**1942.6**
Stddev	31.5	127.	11.6	11.9
%RSD	.63329	.22891	.77672	.61068
#1	5013.9	55230.	1487.0	1953.6
#2	4975.8	55266.	1493.9	1944.2
#3	4951.4	55465.	1509.6	1930.0

Zoom In Zoom Out

Sample Name: mp28146-s1 Acquired: 8/19/2021 18:32:28 Type: Unk
Method: SGS NO VALVE3(v193) Mode: CONC Corr. Factor: 1.000000
User: admin Custom ID1: Custom ID2: Custom ID3:
Comment:

Elem	Ag3280	Al3961	As1890	B_2089	Ba4554	Be3130	Bi2230	Ca3179	Cd2288
Units	ppm	ppm	ppm	ppm	ppm	ppm	ppm	ppm	ppm
Avg	**.2414**	**259.9**	**1.672**	**1.532**	**3.983**	**1.776**	*****	**31.57**	**1.817**
Stddev	.0008	1.0	.001	.001	.018	.005	-----	.09	.001
%RSD	.3208	.3759	.0506	.0406	.4422	.2587	-----	.2954	.0549
#1	.2413	259.5	1.672	1.532	3.981	1.777	-----	31.51	1.818
#2	.2407	259.1	1.671	1.531	3.966	1.771	-----	31.53	1.816
#3	.2422	261.0	1.673	1.532	4.001	1.780	-----	31.68	1.817

Elem	Ce4040	Co2286	Cr2677	Cu3247	Fe2599	K_7664	Li6707	Mg2790	Mn2576
Units	ppm	ppm	ppm	ppm	ppm	ppm	ppm	ppm	ppm
Avg	**.1990**	**1.892**	**2.176**	**2.086**	F **317.0**	**138.3**	**.1615**	**104.3**	**4.179**
Stddev	.0021	.005	.009	.009	.9	.5	.0008	.4	.078
%RSD	1.075	.2421	.4281	.4472	.2851	.3760	.5172	.4185	1.863
#1	.1995	1.887	2.175	2.080	316.7	138.0	.1610	103.8	4.157
#2	.1967	1.894	2.167	2.080	316.4	138.0	.1610	104.5	4.115
#3	.2009	1.895	2.186	2.096	318.1	138.9	.1624	104.6	4.266

Elem	Mo2020	Na5895	Ni2316	P_1774	Pb2203	S_1820	Sb2068	Se1960	Si2124
Units	ppm	ppm	ppm	ppm	ppm	ppm	ppm	ppm	ppm
Avg	**1.697**	**25.73**	**2.031**	**6.796**	**1.780**	**.4290**	**.7780**	**1.714**	**5.986**
Stddev	.001	.08	.005	.020	.004	.0013	.0020	.003	.064
%RSD	.0673	.3144	.2557	.2961	.2113	.2965	.2527	.1824	1.063
#1	1.697	25.70	2.025	6.779	1.776	.4277	.7784	1.714	6.003
#2	1.696	25.67	2.031	6.791	1.781	.4302	.7758	1.711	5.916
#3	1.698	25.82	2.035	6.818	1.784	.4291	.7797	1.717	6.040

Elem	Sn1899	Sr4077	Ti3349	Tl1908	V_2924	W_2079	Zn2062	Zr3391
Units	ppm	ppm	ppm	ppm	ppm	ppm	ppm	ppm
Avg	**1.625**	**1.850**	F **28.64**	**1.770**	**2.309**	**1.005**	**3.350**	**1.746**
Stddev	.003	.007	.25	.006	.008	.003	.004	.006
%RSD	.1966	.4080	.8883	.3653	.3595	.2469	.1351	.3435
#1	1.625	1.848	28.43	1.773	2.308	1.003	3.350	1.743
#2	1.622	1.844	28.57	1.762	2.301	1.004	3.345	1.742
#3	1.629	1.858	28.92	1.774	2.317	1.008	3.354	1.753

Zoom In Zoom Out

Sample Name: mp28146-s1 Acquired: 8/19/2021 18:32:28 Type: Unk
Method: SGS NO VALVE3(v193) Mode: CONC Corr. Factor: 1.000000
User: admin Custom ID1: Custom ID2: Custom ID3:
Comment:

Int. Std.	In2306	Y_3600	Y_3710	Y_2243
Units	Cts/S	Cts/S	Cts/S	Cts/S
Avg	**5091.1**	**57031.**	**1596.0**	**1964.0**
Stddev	19.1	140.	11.5	11.3
%RSD	.37584	.24493	.72035	.57609
#1	5069.7	56975.	1607.7	1951.1
#2	5096.8	57189.	1595.5	1969.3
#3	5106.6	56927.	1584.7	1971.8

Zoom In Zoom Out

Sample Name: mp28146-s2 Acquired: 8/19/2021 18:37:36 Type: Unk
Method: SGS NO VALVE3(v193) Mode: CONC Corr. Factor: 1.000000
User: admin Custom ID1: Custom ID2: Custom ID3:
Comment:

Elem	Ag3280	Al3961	As1890	B_2089	Ba4554	Be3130	Bi2230	Ca3179	Cd2288
Units	ppm	ppm	ppm	ppm	ppm	ppm	ppm	ppm	ppm
Avg	**.2400**	**273.3**	**1.589**	**1.518**	**4.091**	**1.775**	*****	**31.40**	**1.776**
Stddev	.0006	1.0	.003	.003	.020	.009	-----	.09	.000
%RSD	.2355	.3750	.1881	.1660	.4866	.5290	-----	.2902	.0173
#1	.2393	272.6	1.585	1.521	4.077	1.769	-----	31.30	1.775
#2	.2402	272.8	1.591	1.518	4.082	1.769	-----	31.40	1.776
#3	.2404	274.5	1.590	1.516	4.114	1.786	-----	31.49	1.776

Elem	Ce4040	Co2286	Cr2677	Cu3247	Fe2599	K_7664	Li6707	Mg2790	Mn2576
Units	ppm	ppm	ppm	ppm	ppm	ppm	ppm	ppm	ppm
Avg	**.2202**	**1.887**	**2.213**	**2.068**	F **332.1**	**147.9**	**.1603**	**110.7**	**4.297**
Stddev	.0040	.004	.004	.005	1.1	.5	.0020	.3	.032
%RSD	1.822	.2082	.1775	.2521	.3308	.3690	1.268	.3113	.7352
#1	.2249	1.891	2.217	2.066	331.2	147.5	.1601	110.3	4.296
#2	.2180	1.884	2.209	2.064	331.9	147.7	.1625	110.9	4.329
#3	.2178	1.886	2.213	2.074	333.3	148.5	.1584	110.9	4.266

Elem	Mo2020	Na5895	Ni2316	P_1774	Pb2203	S_1820	Sb2068	Se1960	Si2124
Units	ppm	ppm	ppm	ppm	ppm	ppm	ppm	ppm	ppm
Avg	**1.609**	**25.83**	**2.026**	**5.609**	**1.775**	**.4432**	**.7152**	**1.678**	**6.614**
Stddev	.000	.07	.002	.010	.002	.0017	.0014	.004	.082
%RSD	.0162	.2664	.1135	.1804	.1336	.3767	.1999	.2522	1.237
#1	1.609	25.78	2.028	5.617	1.778	.4451	.7164	1.683	6.707
#2	1.609	25.80	2.023	5.612	1.773	.4423	.7136	1.676	6.584
#3	1.608	25.91	2.026	5.598	1.774	.4422	.7156	1.675	6.552

Elem	Sn1899	Sr4077	Ti3349	Tl1908	V_2924	W_2079	Zn2062	Zr3391
Units	ppm	ppm	ppm	ppm	ppm	ppm	ppm	ppm
Avg	**1.547**	**1.821**	F **30.89**	**1.735**	**2.343**	**.9582**	**3.551**	**1.687**
Stddev	.002	.008	.12	.004	.002	.0002	.004	.002
%RSD	.1264	.4505	.3918	.2348	.1019	.0230	.1249	.0948
#1	1.546	1.815	30.77	1.731	2.345	.9582	3.552	1.688
#2	1.549	1.817	30.88	1.735	2.341	.9584	3.555	1.685
#3	1.545	1.830	31.01	1.739	2.344	.9580	3.546	1.688

Zoom In Zoom Out

Sample Name: mp28146-s2 Acquired: 8/19/2021 18:37:36 Type: Unk
Method: SGS NO VALVE3(v193) Mode: CONC Corr. Factor: 1.000000
User: admin Custom ID1: Custom ID2: Custom ID3:
Comment:

Int. Std.	In2306	Y_3600	Y_3710	Y_2243
Units	Cts/S	Cts/S	Cts/S	Cts/S
Avg	**5171.3**	**57842.**	**1596.0**	**2018.4**
Stddev	1.6	229.	4.1	2.8
%RSD	.03140	.39545	.25707	.13821
#1	5169.5	57601.	1597.4	2020.1
#2	5171.9	57869.	1591.4	2015.1
#3	5172.6	58057.	1599.3	2019.8

Zoom In Zoom Out

Sample Name: jd30038-6 Acquired: 8/19/2021 18:42:43 Type: Unk
Method: SGS NO VALVE3(v193) Mode: CONC Corr. Factor: 1.000000
User: admin Custom ID1: Custom ID2: Custom ID3:
Comment:

Elem	Ag3280	Al3961	As1890	B_2089	Ba4554	Be3130	Bi2230	Ca3179	Cd2288
Units	ppm	ppm	ppm	ppm	ppm	ppm	ppm	ppm	ppm
Avg	**.0152**	**209.0**	**.0224**	**.0167**	**2.301**	**.0146**	*****	**10.12**	**.0063**
Stddev	.0004	.6	.0013	.0019	.009	.0002	-----	.04	.0002
%RSD	2.751	.2835	5.903	11.53	.4009	1.515	-----	.3803	3.351
#1	.0154	208.7	.0221	.0189	2.295	.0144	-----	10.10	.0065
#2	.0148	208.6	.0213	.0161	2.296	.0144	-----	10.10	.0062
#3	.0155	209.7	.0239	.0152	2.312	.0148	-----	10.17	.0062

Elem	Ce4040	Co2286	Cr2677	Cu3247	Fe2599	K_7664	Li6707	Mg2790	Mn2576
Units	ppm	ppm	ppm	ppm	ppm	ppm	ppm	ppm	ppm
Avg	**.2647**	**.1272**	**.3978**	**.2488**	F **312.3**	**122.7**	**.1530**	**85.29**	**2.422**
Stddev	.0037	.0007	.0012	.0010	1.4	.4	.0021	.47	.008
%RSD	1.397	.5395	.3044	.4127	.4351	.3596	1.385	.5475	.3375
#1	.2623	.1273	.3989	.2491	311.6	122.5	.1525	85.03	2.422
#2	.2690	.1279	.3965	.2477	311.5	122.3	.1553	85.00	2.413
#3	.2630	.1265	.3979	.2497	313.9	123.1	.1511	85.82	2.430

Elem	Mo2020	Na5895	Ni2316	P_1774	Pb2203	S_1820	Sb2068	Se1960	Si2124
Units	ppm	ppm	ppm	ppm	ppm	ppm	ppm	ppm	ppm
Avg	**.0033**	**3.784**	**.2714**	**4.906**	**.0448**	**.4612**	**-.0038**	**-.0058**	**2.607**
Stddev	.0003	.006	.0003	.006	.0024	.0018	.0010	.0024	.016
%RSD	8.037	.1717	.1121	.1173	5.422	.3841	25.60	41.66	.6222
#1	.0035	3.777	.2715	4.911	.0427	.4632	-.0047	-.0072	2.622
#2	.0035	3.785	.2717	4.900	.0441	.4604	-.0028	-.0071	2.607
#3	.0030	3.789	.2711	4.908	.0475	.4600	-.0041	-.0030	2.590

Elem	Sn1899	Sr4077	Ti3349	Tl1908	V_2924	W_2079	Zn2062	Zr3391
Units	ppm	ppm	ppm	ppm	ppm	ppm	ppm	ppm
Avg	**.0086**	**.0834**	F **28.16**	**-.0014**	**.5766**	**.0308**	**1.621**	**.0281**
Stddev	.0010	.0002	.26	.0029	.0022	.0006	.002	.0003
%RSD	11.78	.1847	.9370	209.7	.3849	1.935	.1475	.9351
#1	.0082	.0832	28.22	-.0046	.5766	.0314	1.623	.0284
#2	.0079	.0835	27.87	-.0005	.5743	.0302	1.621	.0279
#3	.0097	.0835	28.38	.0010	.5788	.0308	1.619	.0280

Zoom In Zoom Out

Sample Name: jd30038-6 Acquired: 8/19/2021 18:42:43 Type: Unk
Method: SGS NO VALVE3(v193) Mode: CONC Corr. Factor: 1.000000
User: admin Custom ID1: Custom ID2: Custom ID3:
Comment:

Int. Std.	In2306	Y_3600	Y_3710	Y_2243
Units	Cts/S	Cts/S	Cts/S	Cts/S
Avg	**5183.0**	**58475.**	**1589.9**	**2045.8**
Stddev	7.2	160.	8.4	2.2
%RSD	.13940	.27385	.53044	.10685
#1	5176.5	58388.	1586.3	2043.6
#2	5181.7	58659.	1599.5	2048.0
#3	5190.8	58376.	1583.8	2045.8

Zoom In Zoom Out

Sample Name: mp28146-sd1 Acquired: 8/19/2021 18:47:52 Type: Unk
Method: SGS NO VALVE3(v193) Mode: CONC Corr. Factor: 5.000000
User: admin Custom ID1: Custom ID2: Custom ID3:
Comment:

Elem	Ag3280	Al3961	As1890	B_2089	Ba4554	Be3130	Bi2230	Ca3179	Cd2288
Units	ppm	ppm	ppm	ppm	ppm	ppm	ppm	ppm	ppm
Avg	**.0273**	**238.4**	**.0272**	**.0232**	**2.622**	**.0162**	**.7992**	**11.86**	**.0057**
Stddev	.0021	.2	.0033	.0052	.002	.0011	.0471	.02	.0021
%RSD	7.592	.0696	12.28	22.55	.0775	6.992	5.897	.1940	36.44
#1	.0252	238.4	.0297	.0217	2.624	.0153	.8393	11.86	.0059
#2	.0294	238.6	.0284	.0188	2.620	.0159	.8111	11.88	.0035
#3	.0273	238.2	.0234	.0290	2.622	.0175	.7473	11.83	.0076

Elem	Ce4040	Co2286	Cr2677	Cu3247	Fe2599	K_7664	Li6707	Mg2790	Mn2576
Units	ppm	ppm	ppm	ppm	ppm	ppm	ppm	ppm	ppm
Avg	**.2914**	**.1485**	**.4620**	**.2884**	**376.9**	**138.4**	**.1771**	**97.85**	**2.810**
Stddev	.0054	.0014	.0031	.0009	.6	.2	.0041	.25	.010
%RSD	1.869	.9492	.6660	.3193	.1507	.1689	2.322	.2521	.3511
#1	.2974	.1478	.4649	.2894	377.3	138.4	.1770	98.12	2.819
#2	.2902	.1476	.4623	.2881	376.2	138.6	.1731	97.79	2.810
#3	.2867	.1501	.4588	.2877	377.0	138.1	.1813	97.63	2.800

Elem	Mo2020	Na5895	Ni2316	P_1774	Pb2203	S_1820	Sb2068	Se1960	Si2124
Units	ppm	ppm	ppm	ppm	ppm	ppm	ppm	ppm	ppm
Avg	**.0048**	**4.514**	**.3164**	**5.565**	**.0459**	**.5391**	**.0024**	**.0037**	**3.315**
Stddev	.0005	.103	.0026	.012	.0064	.0139	.0118	.0025	.718
%RSD	9.397	2.292	.8177	.2211	13.93	2.585	492.5	68.20	21.65
#1	.0051	4.395	.3163	5.561	.0518	.5362	.0103	.0065	2.918
#2	.0051	4.571	.3138	5.556	.0467	.5268	.0081	.0017	4.144
#3	.0043	4.576	.3190	5.579	.0391	.5543	-.0112	.0028	2.884

Elem	Sn1899	Sr4077	Ti3349	Tl1908	V_2924	W_2079	Zn2062	Zr3391
Units	ppm	ppm	ppm	ppm	ppm	ppm	ppm	ppm
Avg	**.0070**	**.0957**	**32.35**	**.0115**	**.6593**	**.0437**	**1.916**	**.0333**
Stddev	.0039	.0006	.16	.0097	.0006	.0077	.001	.0012
%RSD	56.36	.5882	.4944	84.10	.0851	17.72	.0579	3.519
#1	.0110	.0950	32.51	.0174	.6599	.0527	1.916	.0332
#2	.0066	.0961	32.35	.0167	.6587	.0389	1.915	.0345
#3	.0032	.0958	32.19	.0003	.6592	.0396	1.918	.0322

Zoom In Zoom Out

Sample Name: mp28146-sd1 Acquired: 8/19/2021 18:47:52 Type: Unk
Method: SGS NO VALVE3(v193) Mode: CONC Corr. Factor: 5.000000
User: admin Custom ID1: Custom ID2: Custom ID3:
Comment:

Int. Std.	In2306	Y_3600	Y_3710	Y_2243
Units	Cts/S	Cts/S	Cts/S	Cts/S
Avg	**5076.5**	**56359.**	**1498.7**	**2004.0**
Stddev	10.8	329.	2.7	4.6
%RSD	.21325	.58298	.17951	.22865
#1	5071.5	56152.	1501.7	2003.6
#2	5088.9	56188.	1497.4	2008.8
#3	5069.0	56738.	1496.8	1999.7

Zoom In Zoom Out

Sample Name: ccv Acquired: 8/19/2021 18:52:58 Type: QC
Method: SGS NO VALVE3(v193) Mode: CONC Corr. Factor: 1.000000
User: admin Custom ID1: Custom ID2: Custom ID3:
Comment:

Elem	Ag3280	Al3961	As1890	B_2089	Ba4554	Be3130	Bi2230	Ca3179	Cd2288
Units	ppm	ppm	ppm	ppm	ppm	ppm	ppm	ppm	ppm
Avg	**.2483**	**39.05**	**2.006**	**1.982**	**1.988**	**2.017**	**1.927**	**40.55**	**1.980**
Stddev	.0007	.32	.037	.036	.013	.012	.028	.33	.036
%RSD	.2801	.8172	1.870	1.825	.6390	.6164	1.440	.8169	1.839
#1	.2491	39.37	1.983	1.959	2.002	2.028	1.913	40.88	1.960
#2	.2478	39.05	1.985	1.963	1.985	2.019	1.910	40.57	1.959
#3	.2481	38.73	2.049	2.024	1.977	2.003	1.959	40.22	2.022
Check ?	Chk Pass	Chk Pass	Chk Pass	Chk Pass	Chk Pass	Chk Pass	Chk Pass	Chk Pass	Chk Pass
Value									
Range									

Elem	Ce4040	Co2286	Cr2677	Cu3247	Fe2599	K_7664	Li6707	Mg2790	Mn2576
Units	ppm	ppm	ppm	ppm	ppm	ppm	ppm	ppm	ppm
Avg	**1.974**	**2.057**	**2.074**	**2.001**	**40.25**	**38.62**	**1.835**	**40.01**	**2.082**
Stddev	.013	.033	.011	.010	.27	.28	.011	.43	.009
%RSD	.6548	1.588	.5157	.5179	.6698	.7375	.6037	1.086	.4092
#1	1.988	2.039	2.084	2.012	40.50	38.88	1.848	40.23	2.090
#2	1.963	2.038	2.063	1.993	40.29	38.66	1.830	40.29	2.073
#3	1.971	2.095	2.077	1.997	39.97	38.31	1.827	39.51	2.083
Check ?	Chk Pass	Chk Pass	Chk Pass	Chk Pass	Chk Pass	Chk Pass	Chk Pass	Chk Pass	Chk Pass
Value									
Range									

Elem	Mo2020	Na5895	Ni2316	P_1774	Pb2203	S_1820	Sb2068	Se1960	Si2124
Units	ppm	ppm	ppm	ppm	ppm	ppm	ppm	ppm	ppm
Avg	**2.025**	**37.84**	**2.066**	**2.033**	**2.081**	**1.988**	**1.989**	**1.986**	**4.886**
Stddev	.038	.26	.031	.037	.034	.040	.037	.032	.093
%RSD	1.858	.6777	1.497	1.814	1.610	2.001	1.853	1.604	1.904
#1	2.005	38.10	2.049	2.008	2.063	1.963	1.966	1.967	4.827
#2	2.002	37.82	2.047	2.015	2.061	1.967	1.968	1.969	4.837
#3	2.069	37.59	2.101	2.075	2.120	2.034	2.031	2.023	4.993
Check ?	Chk Pass	Chk Pass	Chk Pass	Chk Pass	Chk Pass	Chk Pass	Chk Pass	Chk Pass	Chk Pass
Value									
Range									

Zoom In Zoom Out

Sample Name: ccv Acquired: 8/19/2021 18:52:58 Type: QC
Method: SGS NO VALVE3(v193) Mode: CONC Corr. Factor: 1.000000
User: admin Custom ID1: Custom ID2: Custom ID3:
Comment:

Elem	Sn1899	Sr4077	Ti3349	Tl1908	V_2924	W_2079	Zn2062	Zr3391
Units	ppm	ppm	ppm	ppm	ppm	ppm	ppm	ppm
Avg	**2.053**	**1.995**	**2.033**	**2.093**	**2.063**	**2.023**	**2.048**	**2.032**
Stddev	.036	.015	.010	.032	.009	.037	.036	.010
%RSD	1.760	.7509	.5071	1.531	.4259	1.809	1.744	.4785
#1	2.032	2.011	2.044	2.073	2.072	2.001	2.028	2.042
#2	2.032	1.992	2.024	2.076	2.054	2.002	2.026	2.023
#3	2.095	1.982	2.031	2.130	2.063	2.065	2.089	2.030
Check ?	Chk Pass	Chk Pass	Chk Pass	Chk Pass	Chk Pass	Chk Pass	Chk Pass	Chk Pass
Value								
Range								

Int. Std.	In2306	Y_3600	Y_3710	Y_2243
Units	Cts/S	Cts/S	Cts/S	Cts/S
Avg	**4930.6**	**54637.**	**1477.1**	**1918.9**
Stddev	64.3	171.	8.5	29.6
%RSD	1.3051	.31347	.57363	1.5413
#1	4967.9	54515.	1478.6	1936.1
#2	4967.6	54833.	1468.0	1935.9
#3	4856.3	54563.	1484.8	1884.8

Zoom In Zoom Out

Sample Name: ccb Acquired: 8/19/2021 18:57:48 Type: QC
Method: SGS NO VALVE3(v193) Mode: CONC Corr. Factor: 1.000000
User: admin Custom ID1: Custom ID2: Custom ID3:
Comment:

Elem	Ag3280	Al3961	As1890	B_2089	Ba4554	Be3130	Bi2230	Ca3179	Cd2288
Units	ppm	ppm	ppm	ppm	ppm	ppm	ppm	ppm	ppm
Avg	**-.0001**	**.0305**	**.0012**	**.0025**	**.0001**	**.0000**	**.0006**	**.0039**	**.0001**
Stddev	.0003	.0222	.0012	.0009	.0002	.0002	.0015	.0089	.0001
%RSD	205.5	72.61	97.68	36.50	129.3	819.0	246.1	226.8	78.00
#1	.0001	.0190	.0017	.0034	.0001	.0000	-.0010	.0137	.0001
#2	-.0001	.0165	-.0001	.0022	-.0000	-.0002	.0020	-.0037	.0001
#3	-.0004	.0561	.0020	.0017	.0003	.0002	.0008	.0018	.0003
Check ?	Chk Pass	Chk Pass	Chk Pass	Chk Pass	Chk Pass	Chk Pass	Chk Pass	Chk Pass	Chk Pass
High Limit									
Low Limit									

Elem	Ce4040	Co2286	Cr2677	Cu3247	Fe2599	K_7664	Li6707	Mg2790	Mn2576
Units	ppm	ppm	ppm	ppm	ppm	ppm	ppm	ppm	ppm
Avg	**.0002**	**.0003**	**.0002**	**.0005**	**.0083**	**.0553**	**-.0001**	**-.0091**	**.0002**
Stddev	.0014	.0002	.0001	.0003	.0125	.0503	.0008	.0772	.0001
%RSD	658.8	67.47	52.39	57.65	151.1	91.10	928.1	846.8	70.69
#1	-.0005	.0003	.0002	.0004	-.0021	.1097	-.0010	.0171	.0002
#2	-.0007	.0004	.0003	.0002	.0222	.0105	.0004	.0516	.0000
#3	.0018	.0001	.0001	.0007	.0048	.0456	.0004	-.0960	.0003
Check ?	None	Chk Pass	Chk Pass	Chk Pass	Chk Pass	Chk Pass	Chk Pass	Chk Pass	Chk Pass
High Limit									
Low Limit									

Elem	Mo2020	Na5895	Ni2316	P_1774	Pb2203	S_1820	Sb2068	Se1960	Si2124
Units	ppm	ppm	ppm	ppm	ppm	ppm	ppm	ppm	ppm
Avg	**.0008**	**.0610**	**-.0004**	**-.0009**	**-.0001**	**.0018**	**.0008**	**.0014**	**.0001**
Stddev	.0001	.0110	.0004	.0005	.0004	.0029	.0006	.0010	.0033
%RSD	14.83	18.08	102.5	54.57	343.3	160.9	75.65	71.70	2856.
#1	.0007	.0717	.0001	-.0007	-.0003	-.0015	.0002	.0025	-.0021
#2	.0009	.0615	-.0006	-.0014	.0003	.0029	.0013	.0006	.0039
#3	.0009	.0497	-.0005	-.0005	-.0004	.0041	.0009	.0010	-.0014
Check ?	Chk Pass	Chk Pass	Chk Pass	Chk Pass	Chk Pass	Chk Pass	Chk Pass	Chk Pass	Chk Pass
High Limit									
Low Limit									

Zoom In Zoom Out

Sample Name: ccb Acquired: 8/19/2021 18:57:48 Type: QC
Method: SGS NO VALVE3(v193) Mode: CONC Corr. Factor: 1.000000
User: admin Custom ID1: Custom ID2: Custom ID3:
Comment:

Elem	Sn1899	Sr4077	Ti3349	Tl1908	V_2924	W_2079	Zn2062	Zr3391
Units	ppm	ppm	ppm	ppm	ppm	ppm	ppm	ppm
Avg	**-.0000**	**-.0000**	**-.0000**	**.0017**	**-.0002**	F **.0057**	**-.0014**	**.0003**
Stddev	.0007	.0002	.0001	.0008	.0001	.0003	.0001	.0004
%RSD	1673.	489.7	11830.	46.06	59.33	5.552	3.880	122.6
#1	.0006	-.0000	.0002	.0025	-.0002	.0055	-.0014	.0007
#2	.0000	.0001	-.0001	.0017	-.0001	.0061	-.0013	.0002
#3	-.0007	-.0003	-.0001	.0009	-.0003	.0056	-.0014	-.0000
Check ?	Chk Pass	Chk Pass	Chk Pass	Chk Pass	Chk Pass	Chk Fail	Chk Pass	Chk Pass
High Limit						.0054		
Low Limit						-.0054		

Int. Std.	In2306	Y_3600	Y_3710	Y_2243
Units	Cts/S	Cts/S	Cts/S	Cts/S
Avg	**5093.8**	**55943.**	**1472.6**	**1998.8**
Stddev	9.0	236.	13.9	2.7
%RSD	.17622	.42149	.94142	.13740
#1	5086.0	55682.	1477.0	1995.9
#2	5091.8	56008.	1483.7	1998.9
#3	5103.6	56140.	1457.1	2001.4

Zoom In Zoom Out

Sample Name: jd30019-1 Acquired: 8/19/2021 19:03:04 Type: Unk
Method: SGS NO VALVE3(v193) Mode: CONC Corr. Factor: 1.000000
User: admin Custom ID1: Custom ID2: Custom ID3:
Comment:

Elem	Ag3280	Al3961	As1890	B_2089	Ba4554	Be3130	Bi2230	Ca3179	Cd2288
Units	ppm	ppm	ppm	ppm	ppm	ppm	ppm	ppm	ppm
Avg	**.0064**	**106.0**	**.0151**	**.0190**	**1.047**	**.0075**	**.1974**	**75.25**	**.0007**
Stddev	.0002	.1	.0006	.0002	.002	.0003	.0045	.08	.0002
%RSD	2.686	.1198	3.924	.8879	.1502	3.628	2.261	.0999	28.66
#1	.0065	106.1	.0144	.0188	1.048	.0078	.2025	75.34	.0005
#2	.0065	106.0	.0153	.0192	1.047	.0072	.1956	75.21	.0008
#3	.0062	105.9	.0154	.0189	1.045	.0076	.1942	75.20	.0009

Elem	Ce4040	Co2286	Cr2677	Cu3247	Fe2599	K_7664	Li6707	Mg2790	Mn2576
Units	ppm	ppm	ppm	ppm	ppm	ppm	ppm	ppm	ppm
Avg	**.4773**	**.0800**	**.1711**	**.1689**	**183.7**	**41.32**	**.1464**	**65.53**	**2.542**
Stddev	.0037	.0006	.0005	.0002	.2	.16	.0013	.21	.006
%RSD	.7702	.7637	.3115	.1324	.1055	.3869	.8724	.3228	.2468
#1	.4815	.0798	.1715	.1687	184.0	41.50	.1465	65.63	2.549
#2	.4750	.0795	.1713	.1690	183.6	41.27	.1477	65.28	2.537
#3	.4753	.0807	.1705	.1691	183.6	41.19	.1451	65.66	2.541

Elem	Mo2020	Na5895	Ni2316	P_1774	Pb2203	S_1820	Sb2068	Se1960	Si2124
Units	ppm	ppm	ppm	ppm	ppm	ppm	ppm	ppm	ppm
Avg	**.0029**	**1.267**	**.1503**	**7.158**	**.0808**	**.3593**	**.0005**	**-.0014**	**2.910**
Stddev	.0003	.007	.0001	.012	.0009	.0007	.0012	.0026	.075
%RSD	11.76	.5445	.0769	.1725	1.066	.1880	235.2	177.8	2.570
#1	.0033	1.270	.1505	7.148	.0815	.3596	-.0008	.0005	2.973
#2	.0027	1.272	.1502	7.153	.0799	.3585	.0007	-.0005	2.931
#3	.0026	1.259	.1503	7.171	.0811	.3598	.0016	-.0043	2.827

Elem	Sn1899	Sr4077	Ti3349	Tl1908	V_2924	W_2079	Zn2062	Zr3391
Units	ppm	ppm	ppm	ppm	ppm	ppm	ppm	ppm
Avg	**.0122**	**.1562**	F **8.893**	**.0031**	**.2523**	**.0048**	**.4542**	**.0603**
Stddev	.0008	.0004	.019	.0011	.0006	.0007	.0005	.0002
%RSD	6.564	.2338	.2163	35.43	.2241	13.74	.1197	.2759
#1	.0129	.1565	8.913	.0024	.2528	.0043	.4537	.0601
#2	.0124	.1563	8.874	.0043	.2523	.0045	.4543	.0602
#3	.0114	.1558	8.893	.0025	.2517	.0055	.4548	.0605

Zoom In Zoom Out

Sample Name: jd30019-1 Acquired: 8/19/2021 19:03:04 Type: Unk
Method: SGS NO VALVE3(v193) Mode: CONC Corr. Factor: 1.000000
User: admin Custom ID1: Custom ID2: Custom ID3:
Comment:

Int. Std.	In2306	Y_3600	Y_3710	Y_2243
Units	Cts/S	Cts/S	Cts/S	Cts/S
Avg	**5065.9**	**57425.**	**1566.8**	**2029.4**
Stddev	4.3	292.	8.7	2.7
%RSD	.08452	.50914	.55324	.13095
#1	5067.7	57088.	1562.5	2031.7
#2	5069.0	57571.	1576.8	2029.9
#3	5061.0	57614.	1561.1	2026.5

Zoom In Zoom Out

Sample Name: jd30019-2 Acquired: 8/19/2021 19:08:05 Type: Unk
Method: SGS NO VALVE3(v193) Mode: CONC Corr. Factor: 1.000000
User: admin Custom ID1: Custom ID2: Custom ID3:
Comment:

Elem	Ag3280	Al3961	As1890	B_2089	Ba4554	Be3130	Bi2230	Ca3179	Cd2288
Units	ppm	ppm	ppm	ppm	ppm	ppm	ppm	ppm	ppm
Avg	**.0052**	**56.69**	**.0519**	**.0133**	**.3890**	**.0019**	**.0681**	F **726.1**	**.0027**
Stddev	.0002	.18	.0006	.0007	.0007	.0003	.0020	1.8	.0002
%RSD	4.591	.3114	1.142	5.346	.1755	14.46	2.985	.2473	5.489
#1	.0052	56.50	.0524	.0139	.3892	.0020	.0659	724.2	.0029
#2	.0054	56.73	.0521	.0125	.3896	.0016	.0699	726.2	.0026
#3	.0049	56.84	.0512	.0136	.3882	.0021	.0686	727.8	.0027

Elem	Ce4040	Co2286	Cr2677	Cu3247	Fe2599	K_7664	Li6707	Mg2790	Mn2576
Units	ppm	ppm	ppm	ppm	ppm	ppm	ppm	ppm	ppm
Avg	**.2946**	**.0556**	**.0971**	**.1250**	**129.8**	**15.69**	**.0875**	F **367.2**	**3.205**
Stddev	.0017	.0002	.0006	.0006	.1	.01	.0010	1.3	.013
%RSD	.5780	.3964	.6484	.4894	.0944	.0867	1.187	.3573	.4183
#1	.2946	.0555	.0968	.1253	129.7	15.69	.0884	366.1	3.191
#2	.2929	.0555	.0968	.1243	129.9	15.67	.0877	366.7	3.205
#3	.2963	.0559	.0979	.1254	129.8	15.70	.0863	368.6	3.218

Elem	Mo2020	Na5895	Ni2316	P_1774	Pb2203	S_1820	Sb2068	Se1960	Si2124
Units	ppm	ppm	ppm	ppm	ppm	ppm	ppm	ppm	ppm
Avg	**.0081**	**.9132**	**.1470**	**4.024**	**.4016**	**6.163**	**.0033**	**-.0031**	**4.536**
Stddev	.0001	.0098	.0013	.003	.0011	.019	.0014	.0014	.053
%RSD	.9231	1.077	.8950	.0856	.2674	.3085	43.46	46.48	1.177
#1	.0080	.9217	.1468	4.025	.4021	6.167	.0033	-.0022	4.512
#2	.0081	.9024	.1484	4.027	.4024	6.179	.0047	-.0024	4.498
#3	.0082	.9155	.1457	4.020	.4004	6.142	.0018	-.0048	4.597

Elem	Sn1899	Sr4077	Ti3349	Tl1908	V_2924	W_2079	Zn2062	Zr3391
Units	ppm	ppm	ppm	ppm	ppm	ppm	ppm	ppm
Avg	**.0151**	**.6430**	**3.053**	**.0060**	**.2677**	**.0055**	**.4467**	**.0670**
Stddev	.0015	.0016	.011	.0027	.0011	.0008	.0007	.0008
%RSD	10.04	.2421	.3664	45.39	.3987	14.32	.1513	1.143
#1	.0140	.6424	3.041	.0030	.2670	.0063	.4475	.0671
#2	.0168	.6448	3.054	.0067	.2670	.0047	.4465	.0662
#3	.0145	.6419	3.063	.0082	.2689	.0054	.4462	.0677

Zoom In Zoom Out

Sample Name: jd30019-2 Acquired: 8/19/2021 19:08:05 Type: Unk
Method: SGS NO VALVE3(v193) Mode: CONC Corr. Factor: 1.000000
User: admin Custom ID1: Custom ID2: Custom ID3:
Comment:

Int. Std.	In2306	Y_3600	Y_3710	Y_2243
Units	Cts/S	Cts/S	Cts/S	Cts/S
Avg	**4653.1**	**54826.**	**1507.2**	**1871.0**
Stddev	4.4	254.	13.4	5.7
%RSD	.09518	.46373	.89083	.30390
#1	4648.8	55086.	1517.3	1864.9
#2	4652.9	54815.	1512.4	1872.0
#3	4657.7	54578.	1492.0	1876.1

Zoom In Zoom Out

Sample Name: jd30019-3 Acquired: 8/19/2021 19:13:04 Type: Unk
Method: SGS NO VALVE3(v193) Mode: CONC Corr. Factor: 1.000000
User: admin Custom ID1: Custom ID2: Custom ID3:
Comment:

Elem	Ag3280	Al3961	As1890	B_2089	Ba4554	Be3130	Bi2230	Ca3179
Units	ppm	ppm	ppm	ppm	ppm	ppm	ppm	ppm
Avg	**.0060**	**94.85**	**.0346**	**.2488**	**.9223**	**.0062**	**.2061**	**31.26**
Stddev	.0012	.15	.0006	.0009	.0004	.0002	.0413	.11
%RSD	19.69	.1593	1.844	.3454	.0420	3.482	20.05	.3494
#1	.0068	94.90	.0352	.2497	.9218	.0062	.1787	31.28
#2	.0046	94.96	.0347	.2480	.9226	.0065	.2537	31.36
#3	.0065	94.67	.0340	.2488	.9223	.0060	.1860	31.15

Elem	Cd2288	Ce4040	Co2286	Cr2677	Cu3247	Fe2599	K_7664	Li6707
Units	ppm	ppm	ppm	ppm	ppm	ppm	ppm	ppm
Avg	**.0052**	**.4202**	**.0972**	**.1496**	**.6294**	F **204.5**	**25.05**	**.1049**
Stddev	.0001	.0081	.0006	.0048	.0157	.2	.01	.0027
%RSD	1.656	1.923	.5911	3.183	2.488	.1082	.0365	2.550
#1	.0052	.4129	.0969	.1466	.6202	204.7	25.04	.1072
#2	.0052	.4289	.0969	.1551	.6475	204.6	25.05	.1019
#3	.0051	.4187	.0979	.1471	.6205	204.3	25.05	.1055

Elem	Mg2790	Mn2576	Mo2020	Na5895	Ni2316	P_1774	Pb2203	S_1820
Units	ppm	ppm	ppm	ppm	ppm	ppm	ppm	ppm
Avg	**44.76**	**2.254**	**.0113**	**1.650**	**.1550**	**6.300**	**.5130**	**1.221**
Stddev	.16	.060	.0003	.001	.0004	.003	.0007	.007
%RSD	.3507	2.646	2.992	.0373	.2593	.0416	.1371	.5681
#1	44.89	2.213	.0110	1.651	.1545	6.303	.5124	1.226
#2	44.81	2.322	.0112	1.650	.1553	6.298	.5138	1.213
#3	44.58	2.226	.0117	1.650	.1552	6.300	.5130	1.222

Elem	Sb2068	Se1960	Si2124	Sn1899	Sr4077	Ti3349	Tl1908	V_2924
Units	ppm	ppm	ppm	ppm	ppm	ppm	ppm	ppm
Avg	**-.0002**	**-.0014**	**3.712**	**.0196**	**.1073**	**7.769**	F **-.0087**	**.5205**
Stddev	.0013	.0013	.063	.0002	.0001	.212	.0013	.0149
%RSD	837.2	95.20	1.690	1.220	.1353	2.724	14.66	2.857
#1	-.0009	-.0025	3.775	.0198	.1074	7.630	-.0094	.5107
#2	-.0009	-.0017	3.711	.0194	.1074	8.013	-.0072	.5376
#3	.0014	.0001	3.650	.0194	.1072	7.665	-.0095	.5131

Zoom In Zoom Out

Sample Name: jd30019-3 Acquired: 8/19/2021 19:13:04 Type: Unk
Method: SGS NO VALVE3(v193) Mode: CONC Corr. Factor: 1.000000
User: admin Custom ID1: Custom ID2: Custom ID3:
Comment:

Elem	W_2079	Zn2062	Zr3391
Units	ppm	ppm	ppm
Avg	**.0050**	**.9376**	**.0507**
Stddev	.0003	.0021	.0011
%RSD	5.330	.2236	2.095
#1	.0050	.9353	.0512
#2	.0048	.9394	.0513
#3	.0053	.9381	.0494

Int. Std.	In2306	Y_3600	Y_3710	Y_2243
Units	Cts/S	Cts/S	Cts/S	Cts/S
Avg	**5169.6**	**57739.**	**1586.6**	**2058.1**
Stddev	5.9	1322.	7.1	2.2
%RSD	.11454	2.2902	.44539	.10619
#1	5173.2	58752.	1584.7	2059.0
#2	5162.7	56243.	1580.6	2055.6
#3	5172.8	58222.	1594.4	2059.7

Zoom In Zoom Out

Sample Name: jd30019-4 Acquired: 8/19/2021 19:18:03 Type: Unk
Method: SGS NO VALVE3(v193) Mode: CONC Corr. Factor: 1.000000
User: admin Custom ID1: Custom ID2: Custom ID3:
Comment:

Elem	Ag3280	Al3961	As1890	B_2089	Ba4554	Be3130	Bi2230	Ca3179	Cd2288
Units	ppm	ppm	ppm	ppm	ppm	ppm	ppm	ppm	ppm
Avg	**.0066**	**101.1**	**.0119**	**.0134**	**.9901**	**.0067**	**.2156**	**18.77**	**.0006**
Stddev	.0003	.4	.0007	.0006	.0021	.0002	.0103	.05	.0001
%RSD	4.038	.3584	5.876	4.122	.2135	2.782	4.800	.2791	23.75
#1	.0069	100.8	.0113	.0128	.9883	.0067	.2223	18.73	.0005
#2	.0066	101.5	.0118	.0137	.9924	.0069	.2208	18.83	.0004
#3	.0063	100.9	.0126	.0138	.9897	.0065	.2037	18.74	.0007

Elem	Ce4040	Co2286	Cr2677	Cu3247	Fe2599	K_7664	Li6707	Mg2790	Mn2576
Units	ppm	ppm	ppm	ppm	ppm	ppm	ppm	ppm	ppm
Avg	**.3719**	**.0773**	**.1554**	**.1170**	**176.9**	**44.95**	**.1864**	**44.27**	**2.450**
Stddev	.0024	.0001	.0005	.0002	.6	.13	.0019	.24	.002
%RSD	.6399	.1264	.2896	.1868	.3298	.2869	1.031	.5409	.0900
#1	.3735	.0772	.1558	.1170	176.5	44.83	.1860	44.28	2.448
#2	.3731	.0774	.1554	.1173	177.6	45.09	.1884	44.50	2.453
#3	.3692	.0773	.1549	.1169	176.7	44.93	.1846	44.02	2.450

Elem	Mo2020	Na5895	Ni2316	P_1774	Pb2203	S_1820	Sb2068	Se1960	Si2124
Units	ppm	ppm	ppm	ppm	ppm	ppm	ppm	ppm	ppm
Avg	**.0029**	**1.744**	**.1377**	**4.301**	**.0488**	**.1905**	**-.0012**	**-.0023**	**3.329**
Stddev	.0001	.013	.0005	.016	.0008	.0018	.0010	.0028	.084
%RSD	3.979	.7441	.3490	.3693	1.652	.9484	82.55	123.5	2.515
#1	.0028	1.752	.1372	4.300	.0490	.1890	-.0016	-.0018	3.424
#2	.0028	1.750	.1382	4.285	.0479	.1899	-.0020	.0003	3.298
#3	.0030	1.729	.1378	4.317	.0495	.1925	-.0001	-.0053	3.266

Elem	Sn1899	Sr4077	Ti3349	Tl1908	V_2924	W_2079	Zn2062	Zr3391
Units	ppm	ppm	ppm	ppm	ppm	ppm	ppm	ppm
Avg	**.0141**	**.1003**	F **8.788**	**.0029**	**.2233**	**.0045**	**.4669**	**.0454**
Stddev	.0007	.0006	.013	.0012	.0006	.0018	.0008	.0006
%RSD	4.850	.5783	.1443	39.86	.2761	39.91	.1810	1.243
#1	.0145	.1001	8.800	.0042	.2236	.0038	.4664	.0448
#2	.0133	.1010	8.790	.0021	.2237	.0065	.4663	.0456
#3	.0145	.0999	8.774	.0024	.2226	.0031	.4678	.0458

Zoom In Zoom Out

Sample Name: jd30019-4 Acquired: 8/19/2021 19:18:03 Type: Unk
Method: SGS NO VALVE3(v193) Mode: CONC Corr. Factor: 1.000000
User: admin Custom ID1: Custom ID2: Custom ID3:
Comment:

Int. Std.	In2306	Y_3600	Y_3710	Y_2243
Units	Cts/S	Cts/S	Cts/S	Cts/S
Avg	**5131.9**	**57517.**	**1556.9**	**2033.7**
Stddev	6.3	253.	13.1	4.2
%RSD	.12188	.43934	.83986	.20835
#1	5138.6	57775.	1570.8	2034.4
#2	5131.0	57270.	1544.9	2037.4
#3	5126.2	57505.	1555.0	2029.1

Zoom In Zoom Out

Sample Name: jd30019-5 Acquired: 8/19/2021 19:23:04 Type: Unk
Method: SGS NO VALVE3(v193) Mode: CONC Corr. Factor: 1.000000
User: admin Custom ID1: Custom ID2: Custom ID3:
Comment:

Elem	Ag3280	Al3961	As1890	B_2089	Ba4554	Be3130	Bi2230	Ca3179	Cd2288
Units	ppm	ppm	ppm	ppm	ppm	ppm	ppm	ppm	ppm
Avg	**.0083**	**144.2**	**.0158**	**.0167**	**1.484**	**.0099**	*****	**77.22**	**.0022**
Stddev	.0006	.3	.0014	.0004	.002	.0001	-----	.32	.0003
%RSD	6.763	.2137	8.859	2.356	.1649	1.250	-----	.4145	14.30
#1	.0077	144.0	.0142	.0170	1.484	.0101	-----	76.97	.0020
#2	.0082	144.6	.0164	.0169	1.487	.0099	-----	77.58	.0020
#3	.0089	144.1	.0168	.0163	1.482	.0098	-----	77.10	.0025

Elem	Ce4040	Co2286	Cr2677	Cu3247	Fe2599	K_7664	Li6707	Mg2790	Mn2576
Units	ppm	ppm	ppm	ppm	ppm	ppm	ppm	ppm	ppm
Avg	**.5131**	**.1220**	**.2543**	**.1965**	F **213.4**	**57.71**	**.1826**	**77.24**	**5.462**
Stddev	.0016	.0003	.0002	.0002	.7	.17	.0008	.34	.051
%RSD	.3202	.2844	.0767	.1177	.3473	.2924	.4381	.4438	.9244
#1	.5122	.1217	.2543	.1967	212.9	57.59	.1835	77.06	5.458
#2	.5122	.1224	.2541	.1966	214.2	57.90	.1820	77.64	5.413
#3	.5150	.1220	.2545	.1963	213.1	57.63	.1822	77.02	5.514

Elem	Mo2020	Na5895	Ni2316	P_1774	Pb2203	S_1820	Sb2068	Se1960	Si2124
Units	ppm	ppm	ppm	ppm	ppm	ppm	ppm	ppm	ppm
Avg	**.0025**	**1.795**	**.2569**	F **8.142**	**.0626**	**.2221**	**-.0033**	**-.0024**	**3.295**
Stddev	.0002	.013	.0014	.010	.0015	.0025	.0016	.0014	.073
%RSD	9.684	.6956	.5612	.1228	2.435	1.130	49.22	57.87	2.223
#1	.0023	1.781	.2580	8.133	.0609	.2235	-.0051	-.0008	3.379
#2	.0023	1.804	.2573	8.153	.0638	.2192	-.0020	-.0034	3.250
#3	.0027	1.801	.2553	8.141	.0632	.2236	-.0027	-.0030	3.255

Elem	Sn1899	Sr4077	Ti3349	Tl1908	V_2924	W_2079	Zn2062	Zr3391
Units	ppm	ppm	ppm	ppm	ppm	ppm	ppm	ppm
Avg	**.0102**	**.2120**	F **12.34**	**.0053**	**.3526**	**.0090**	**.5071**	**.0616**
Stddev	.0006	.0004	.02	.0016	.0012	.0011	.0005	.0005
%RSD	5.566	.1811	.1239	29.83	.3445	11.90	.0933	.8817
#1	.0101	.2116	12.34	.0062	.3535	.0085	.5073	.0612
#2	.0108	.2123	12.33	.0063	.3512	.0082	.5074	.0622
#3	.0096	.2120	12.36	.0035	.3531	.0102	.5065	.0614

Zoom In Zoom Out

Sample Name: jd30019-5 Acquired: 8/19/2021 19:23:04 Type: Unk
Method: SGS NO VALVE3(v193) Mode: CONC Corr. Factor: 1.000000
User: admin Custom ID1: Custom ID2: Custom ID3:
Comment:

Int. Std.	In2306	Y_3600	Y_3710	Y_2243
Units	Cts/S	Cts/S	Cts/S	Cts/S
Avg	**5010.2**	**57569.**	**1560.8**	**1991.1**
Stddev	3.0	310.	17.6	2.2
%RSD	.06032	.53867	1.1268	.10986
#1	5010.2	57742.	1575.2	1993.7
#2	5007.2	57754.	1541.2	1990.1
#3	5013.2	57211.	1566.0	1989.7

Zoom In Zoom Out

Sample Name: jd30019-6 Acquired: 8/19/2021 19:28:12 Type: Unk
Method: SGS NO VALVE3(v193) Mode: CONC Corr. Factor: 1.000000
User: admin Custom ID1: Custom ID2: Custom ID3:
Comment:

Elem	Ag3280	Al3961	As1890	B_2089	Ba4554	Be3130	Bi2230	Ca3179
Units	ppm	ppm	ppm	ppm	ppm	ppm	ppm	ppm
Avg	**.0069**	**99.99**	**.0245**	**.0103**	**1.193**	**.0074**	**.2843**	**85.02**
Stddev	.0005	.53	.0012	.0012	.011	.0002	.0209	.29
%RSD	6.894	.5257	4.764	11.54	.9139	3.238	7.367	.3458
#1	.0064	99.54	.0246	.0115	1.184	.0075	.3067	84.70
#2	.0071	99.86	.0232	.0101	1.191	.0077	.2809	85.27
#3	.0073	100.6	.0255	.0092	1.205	.0072	.2652	85.10

Elem	Cd2288	Ce4040	Co2286	Cr2677	Cu3247	Fe2599	K_7664	Li6707
Units	ppm	ppm	ppm	ppm	ppm	ppm	ppm	ppm
Avg	**.0003**	**.4350**	**.0809**	**.1634**	**.1100**	**172.8**	**48.89**	**.1358**
Stddev	.0005	.0034	.0001	.0021	.0011	.8	.32	.0035
%RSD	156.2	.7799	.0838	1.313	1.012	.4650	.6586	2.605
#1	-.0003	.4388	.0808	.1658	.1113	172.0	48.55	.1335
#2	.0005	.4338	.0809	.1626	.1094	172.9	48.92	.1339
#3	.0007	.4323	.0809	.1617	.1093	173.5	49.19	.1398

Elem	Mg2790	Mn2576	Mo2020	Na5895	Ni2316	P_1774	Pb2203	S_1820
Units	ppm	ppm	ppm	ppm	ppm	ppm	ppm	ppm
Avg	**57.07**	**2.132**	**.0021**	**1.377**	**.1407**	F **8.469**	**.0326**	**.2709**
Stddev	.32	.021	.0001	.019	.0003	.011	.0012	.0084
%RSD	.5643	.9996	3.522	1.402	.1787	.1248	3.732	3.087
#1	57.12	2.156	.0021	1.355	.1405	8.480	.0339	.2803
#2	57.37	2.124	.0020	1.392	.1410	8.459	.0315	.2684
#3	56.73	2.116	.0021	1.383	.1407	8.467	.0323	.2642

Elem	Sb2068	Se1960	Si2124	Sn1899	Sr4077	Ti3349	Tl1908	V_2924
Units	ppm	ppm	ppm	ppm	ppm	ppm	ppm	ppm
Avg	**-.0032**	**-.0036**	**2.766**	**.0098**	**.1840**	F **10.83**	F **-.0151**	**.2527**
Stddev	.0011	.0015	.049	.0003	.0017	.13	.0035	.0032
%RSD	34.45	42.44	1.777	3.138	.9185	1.165	22.84	1.269
#1	-.0033	-.0027	2.815	.0097	.1824	10.98	-.0168	.2564
#2	-.0043	-.0027	2.766	.0102	.1839	10.80	-.0174	.2513
#3	-.0021	-.0053	2.717	.0096	.1858	10.73	-.0111	.2504

Zoom In Zoom Out

Sample Name: jd30019-6 Acquired: 8/19/2021 19:28:12 Type: Unk
Method: SGS NO VALVE3(v193) Mode: CONC Corr. Factor: 1.000000
User: admin Custom ID1: Custom ID2: Custom ID3:
Comment:

Elem	W_2079	Zn2062	Zr3391
Units	ppm	ppm	ppm
Avg	**.0029**	**.4046**	**.0356**
Stddev	.0017	.0041	.0002
%RSD	59.37	1.002	.4536
#1	.0022	.4092	.0357
#2	.0048	.4030	.0354
#3	.0016	.4015	.0356

Int. Std.	In2306	Y_3600	Y_3710	Y_2243
Units	Cts/S	Cts/S	Cts/S	Cts/S
Avg	**4998.6**	**57605.**	**1565.4**	**1984.0**
Stddev	8.0	467.	45.1	2.6
%RSD	.15980	.81053	2.8820	.13239
#1	4989.9	57073.	1553.5	1981.0
#2	5000.1	57947.	1527.5	1985.0
#3	5005.6	57794.	1615.3	1985.9

Zoom In Zoom Out

Sample Name: jd30035-1 Acquired: 8/19/2021 19:33:12 Type: Unk
Method: SGS NO VALVE3(v193) Mode: CONC Corr. Factor: 1.000000
User: admin Custom ID1: Custom ID2: Custom ID3:
Comment:

Elem	Ag3280	Al3961	As1890	B_2089	Ba4554	Be3130	Bi2230	Ca3179	Cd2288
Units	ppm	ppm	ppm	ppm	ppm	ppm	ppm	ppm	ppm
Avg	**.0013**	**132.1**	**.0996**	**.0370**	**.8763**	**.0089**	**.0461**	**186.3**	**.0036**
Stddev	.0003	.2	.0030	.0012	.0018	.0002	.0038	.3	.0002
%RSD	23.20	.1650	3.062	3.117	.2048	1.863	8.184	.1784	4.480
#1	.0010	132.0	.1004	.0382	.8764	.0087	.0417	186.2	.0037
#2	.0014	132.3	.1022	.0360	.8780	.0089	.0479	186.6	.0037
#3	.0016	131.9	.0962	.0367	.8744	.0090	.0486	186.0	.0034

Elem	Ce4040	Co2286	Cr2677	Cu3247	Fe2599	K_7664	Li6707	Mg2790	Mn2576
Units	ppm	ppm	ppm	ppm	ppm	ppm	ppm	ppm	ppm
Avg	**.5966**	**.1055**	**.1506**	**.2478**	**182.3**	**12.81**	**.2325**	**59.58**	**4.351**
Stddev	.0027	.0016	.0003	.0008	.5	.08	.0027	.24	.034
%RSD	.4552	1.499	.1980	.3291	.2708	.6162	1.171	.3947	.7885
#1	.5966	.1073	.1507	.2487	181.9	12.72	.2341	59.36	4.326
#2	.5992	.1049	.1509	.2476	182.8	12.84	.2293	59.83	4.337
#3	.5938	.1043	.1503	.2471	182.0	12.87	.2340	59.56	4.390

Elem	Mo2020	Na5895	Ni2316	P_1774	Pb2203	S_1820	Sb2068	Se1960	Si2124
Units	ppm	ppm	ppm	ppm	ppm	ppm	ppm	ppm	ppm
Avg	**.0170**	**.9481**	**.1746**	**3.440**	**1.099**	**1.904**	**.0029**	**-.0035**	**3.405**
Stddev	.0001	.0022	.0022	.053	.013	.025	.0004	.0018	.057
%RSD	.7498	.2295	1.252	1.538	1.222	1.294	14.82	51.76	1.678
#1	.0171	.9498	.1771	3.501	1.114	1.932	.0028	-.0026	3.471
#2	.0170	.9487	.1737	3.417	1.090	1.890	.0034	-.0023	3.370
#3	.0168	.9456	.1729	3.403	1.092	1.890	.0025	-.0055	3.374

Elem	Sn1899	Sr4077	Ti3349	Tl1908	V_2924	W_2079	Zn2062	Zr3391
Units	ppm	ppm	ppm	ppm	ppm	ppm	ppm	ppm
Avg	**.0361**	**.3462**	**1.442**	**.0036**	**.2813**	**.0050**	**1.183**	**.0977**
Stddev	.0013	.0003	.001	.0001	.0002	.0004	.017	.0004
%RSD	3.603	.0838	.0376	2.237	.0862	7.647	1.394	.3925
#1	.0376	.3459	1.443	.0035	.2810	.0048	1.201	.0980
#2	.0354	.3465	1.441	.0035	.2814	.0054	1.177	.0977
#3	.0352	.3462	1.442	.0037	.2815	.0048	1.170	.0973

Zoom In Zoom Out

Sample Name: jd30035-1 Acquired: 8/19/2021 19:33:12 Type: Unk
Method: SGS NO VALVE3(v193) Mode: CONC Corr. Factor: 1.000000
User: admin Custom ID1: Custom ID2: Custom ID3:
Comment:

Int. Std.	In2306	Y_3600	Y_3710	Y_2243
Units	Cts/S	Cts/S	Cts/S	Cts/S
Avg	**4933.0**	**61048.**	**1699.3**	**2059.5**
Stddev	53.2	147.	7.8	24.2
%RSD	1.0792	.24027	.45632	1.1726
#1	4871.6	61000.	1705.4	2031.7
#2	4960.2	61213.	1690.6	2071.3
#3	4967.0	60932.	1702.0	2075.5

Zoom In Zoom Out

Sample Name: jd30038-1 Acquired: 8/19/2021 19:38:20 Type: Unk
Method: SGS NO VALVE3(v193) Mode: CONC Corr. Factor: 1.000000
User: admin Custom ID1: Custom ID2: Custom ID3:
Comment:

Elem	Ag3280	Al3961	As1890	B_2089	Ba4554	Be3130	Bi2230	Ca3179	Cd2288
Units	ppm	ppm	ppm	ppm	ppm	ppm	ppm	ppm	ppm
Avg	**.0075**	**108.8**	**.0237**	**.0258**	**1.187**	**.0077**	**.3099**	**104.5**	**.0015**
Stddev	.0002	.6	.0010	.0011	.006	.0001	.0120	.5	.0002
%RSD	2.824	.5673	4.420	4.427	.4743	1.069	3.880	.5101	12.81
#1	.0074	109.3	.0229	.0254	1.193	.0077	.3218	104.9	.0016
#2	.0077	109.1	.0249	.0271	1.186	.0077	.3103	104.8	.0013
#3	.0073	108.1	.0233	.0249	1.182	.0078	.2977	103.9	.0015

Elem	Ce4040	Co2286	Cr2677	Cu3247	Fe2599	K_7664	Li6707	Mg2790	Mn2576
Units	ppm	ppm	ppm	ppm	ppm	ppm	ppm	ppm	ppm
Avg	**.3127**	**.0697**	**.3458**	**.2217**	**168.2**	**42.80**	**.0904**	**65.52**	**2.623**
Stddev	.0047	.0003	.0020	.0013	1.0	.19	.0004	.50	.013
%RSD	1.513	.4952	.5685	.5789	.6229	.4479	.4196	.7629	.5129
#1	.3175	.0695	.3478	.2231	169.0	42.95	.0902	65.77	2.637
#2	.3080	.0695	.3455	.2207	168.5	42.87	.0908	65.84	2.619
#3	.3127	.0701	.3439	.2212	167.0	42.58	.0901	64.94	2.611

Elem	Mo2020	Na5895	Ni2316	P_1774	Pb2203	S_1820	Sb2068	Se1960	Si2124
Units	ppm	ppm	ppm	ppm	ppm	ppm	ppm	ppm	ppm
Avg	**.0062**	**4.094**	**.2039**	**3.767**	**.4925**	**1.594**	**-.0027**	**-.0040**	**3.051**
Stddev	.0003	.017	.0004	.005	.0009	.004	.0010	.0007	.064
%RSD	5.578	.4147	.2017	.1262	.1829	.2222	39.22	17.31	2.086
#1	.0058	4.112	.2044	3.766	.4921	1.589	-.0031	-.0046	3.125
#2	.0064	4.090	.2036	3.762	.4919	1.596	-.0035	-.0033	3.014
#3	.0064	4.079	.2039	3.772	.4935	1.595	-.0015	-.0040	3.015

Elem	Sn1899	Sr4077	Ti3349	Tl1908	V_2924	W_2079	Zn2062	Zr3391
Units	ppm	ppm	ppm	ppm	ppm	ppm	ppm	ppm
Avg	**.0145**	**.3042**	F **9.886**	**.0002**	**.3391**	**.0049**	**.6837**	**.0361**
Stddev	.0005	.0017	.046	.0010	.0018	.0006	.0005	.0004
%RSD	3.637	.5530	.4673	527.7	.5432	12.77	.0725	1.007
#1	.0145	.3059	9.933	-.0005	.3411	.0057	.6837	.0364
#2	.0139	.3043	9.884	-.0003	.3389	.0045	.6831	.0363
#3	.0150	.3025	9.840	.0014	.3374	.0046	.6841	.0357

Zoom In Zoom Out

Sample Name: jd30038-1 Acquired: 8/19/2021 19:38:20 Type: Unk
Method: SGS NO VALVE3(v193) Mode: CONC Corr. Factor: 1.000000
User: admin Custom ID1: Custom ID2: Custom ID3:
Comment:

Int. Std.	In2306	Y_3600	Y_3710	Y_2243
Units	Cts/S	Cts/S	Cts/S	Cts/S
Avg	**4990.2**	**58325.**	**1587.5**	**1980.1**
Stddev	6.4	372.	15.4	3.3
%RSD	.12854	.63824	.96795	.16646
#1	4993.8	57935.	1583.9	1980.2
#2	4994.0	58364.	1574.3	1983.3
#3	4982.8	58676.	1604.4	1976.7

Zoom In Zoom Out

Sample Name: jd30038-2 Acquired: 8/19/2021 19:43:19 Type: Unk
Method: SGS NO VALVE3(v193) Mode: CONC Corr. Factor: 1.000000
User: admin Custom ID1: Custom ID2: Custom ID3:
Comment:

Elem	Ag3280	Al3961	As1890	B_2089	Ba4554	Be3130	Bi2230	Ca3179
Units	ppm	ppm	ppm	ppm	ppm	ppm	ppm	ppm
Avg	**.0149**	**216.1**	**.0062**	**.0132**	**1.840**	**.0166**	*****	**4.760**
Stddev	.0008	.7	.0009	.0008	.007	.0003	-----	.014
%RSD	5.539	.3358	14.20	5.759	.3769	1.700	-----	.2847
#1	.0158	216.9	.0052	.0125	1.848	.0169	-----	4.776
#2	.0148	215.7	.0067	.0130	1.835	.0164	-----	4.753
#3	.0141	215.7	.0067	.0140	1.837	.0165	-----	4.752

Elem	Cd2288	Ce4040	Co2286	Cr2677	Cu3247	Fe2599	K_7664	Li6707
Units	ppm	ppm	ppm	ppm	ppm	ppm	ppm	ppm
Avg	**.0013**	**.3411**	**.1518**	**.4301**	**.3074**	F **326.4**	**125.3**	**.1389**
Stddev	.0004	.0016	.0001	.0013	.0002	1.0	.6	.0007
%RSD	27.57	.4737	.0628	.2922	.0593	.3196	.4436	.5214
#1	.0010	.3416	.1519	.4305	.3074	327.6	126.0	.1397
#2	.0017	.3392	.1517	.4287	.3075	325.6	125.1	.1383
#3	.0011	.3423	.1517	.4311	.3072	326.0	124.9	.1387

Elem	Mg2790	Mn2576	Mo2020	Na5895	Ni2316	P_1774	Pb2203	S_1820
Units	ppm	ppm	ppm	ppm	ppm	ppm	ppm	ppm
Avg	**91.99**	**6.564**	**.0152**	**3.329**	**.3229**	**3.383**	**.0736**	**.2368**
Stddev	.35	.021	.0002	.001	.0009	.005	.0013	.0022
%RSD	.3774	.3242	1.421	.0310	.2655	.1423	1.834	.9428
#1	92.34	6.558	.0154	3.329	.3239	3.389	.0720	.2381
#2	91.98	6.588	.0151	3.329	.3225	3.382	.0743	.2380
#3	91.64	6.547	.0150	3.331	.3223	3.380	.0744	.2342

Elem	Sb2068	Se1960	Si2124	Sn1899	Sr4077	Ti3349	Tl1908	V_2924
Units	ppm	ppm	ppm	ppm	ppm	ppm	ppm	ppm
Avg	F **-.0075**	**-.0067**	**2.307**	**.0006**	**.0640**	F **27.89**	F **-.0070**	**.5395**
Stddev	.0018	.0006	.009	.0008	.0004	.32	.0021	.0010
%RSD	23.68	9.366	.3843	122.4	.6142	1.151	29.76	.1876
#1	-.0088	-.0060	2.313	.0005	.0645	28.24	-.0058	.5400
#2	-.0055	-.0073	2.310	.0014	.0638	27.85	-.0094	.5383
#3	-.0083	-.0067	2.297	-.0001	.0637	27.60	-.0058	.5401

Zoom In Zoom Out

Sample Name: jd30038-2 Acquired: 8/19/2021 19:43:19 Type: Unk
Method: SGS NO VALVE3(v193) Mode: CONC Corr. Factor: 1.000000
User: admin Custom ID1: Custom ID2: Custom ID3:
Comment:

Elem	W_2079	Zn2062	Zr3391
Units	ppm	ppm	ppm
Avg	**.0110**	**.7989**	**.0302**
Stddev	.0007	.0026	.0003
%RSD	6.359	.3272	.9664
#1	.0103	.8015	.0303
#2	.0117	.7990	.0298
#3	.0108	.7962	.0304

Int. Std.	In2306	Y_3600	Y_3710	Y_2243
Units	Cts/S	Cts/S	Cts/S	Cts/S
Avg	**5150.8**	**58597.**	**1585.6**	**1981.0**
Stddev	9.1	246.	4.3	4.8
%RSD	.17608	.41931	.27112	.23981
#1	5142.6	58423.	1585.6	1977.2
#2	5149.3	58878.	1581.3	1979.4
#3	5160.6	58490.	1589.9	1986.3

Zoom In Zoom Out

Sample Name: ccv Acquired: 8/19/2021 19:48:37 Type: QC
Method: SGS NO VALVE3(v193) Mode: CONC Corr. Factor: 1.000000
User: admin Custom ID1: Custom ID2: Custom ID3:
Comment:

Elem	Ag3280	Al3961	As1890	B_2089	Ba4554	Be3130	Bi2230	Ca3179	Cd2288
Units	ppm	ppm	ppm	ppm	ppm	ppm	ppm	ppm	ppm
Avg	**.2488**	**39.88**	**2.030**	**2.033**	**2.042**	**2.032**	**2.017**	**40.74**	**2.020**
Stddev	.0002	.59	.003	.002	.029	.025	.003	.54	.001
%RSD	.0700	1.472	.1650	.0958	1.443	1.218	.1358	1.316	.0293
#1	.2490	39.42	2.028	2.032	2.018	2.011	2.014	40.39	2.020
#2	.2488	40.54	2.029	2.031	2.075	2.059	2.019	41.36	2.019
#3	.2486	39.67	2.034	2.035	2.034	2.026	2.018	40.48	2.021
Check ?	Chk Pass	Chk Pass	Chk Pass	Chk Pass	Chk Pass	Chk Pass	Chk Pass	Chk Pass	Chk Pass
Value									
Range									

Elem	Ce4040	Co2286	Cr2677	Cu3247	Fe2599	K_7664	Li6707	Mg2790	Mn2576
Units	ppm	ppm	ppm	ppm	ppm	ppm	ppm	ppm	ppm
Avg	**1.982**	**2.075**	**2.036**	**2.005**	**40.54**	**39.19**	**1.865**	**40.20**	**2.065**
Stddev	.003	.002	.002	.004	.55	.47	.027	.55	.001
%RSD	.1565	.0775	.0809	.2170	1.364	1.201	1.463	1.369	.0472
#1	1.983	2.075	2.038	2.008	40.08	38.91	1.843	39.68	2.066
#2	1.978	2.077	2.036	2.000	41.15	39.74	1.896	40.77	2.064
#3	1.984	2.074	2.035	2.006	40.38	38.93	1.857	40.13	2.066
Check ?	Chk Pass	Chk Pass	Chk Pass	Chk Pass	Chk Pass	Chk Pass	Chk Pass	Chk Pass	Chk Pass
Value									
Range									

Elem	Mo2020	Na5895	Ni2316	P_1774	Pb2203	S_1820	Sb2068	Se1960	Si2124
Units	ppm	ppm	ppm	ppm	ppm	ppm	ppm	ppm	ppm
Avg	**2.053**	**38.73**	**2.097**	**2.061**	**2.086**	**2.023**	**2.034**	**2.011**	**4.959**
Stddev	.002	.50	.002	.003	.000	.002	.002	.005	.007
%RSD	.0992	1.282	.0942	.1654	.0197	.1039	.0998	.2301	.1438
#1	2.053	38.36	2.096	2.064	2.086	2.023	2.034	2.006	4.952
#2	2.051	39.30	2.099	2.057	2.086	2.020	2.032	2.016	4.958
#3	2.055	38.54	2.096	2.062	2.085	2.025	2.036	2.010	4.966
Check ?	Chk Pass	Chk Pass	Chk Pass	Chk Pass	Chk Pass	Chk Pass	Chk Pass	Chk Pass	Chk Pass
Value									
Range									

Zoom In Zoom Out

Sample Name: ccv Acquired: 8/19/2021 19:48:37 Type: QC
Method: SGS NO VALVE3(v193) Mode: CONC Corr. Factor: 1.000000
User: admin Custom ID1: Custom ID2: Custom ID3:
Comment:

Elem	Sn1899	Sr4077	Ti3349	Tl1908	V_2924	W_2079	Zn2062	Zr3391
Units	ppm	ppm	ppm	ppm	ppm	ppm	ppm	ppm
Avg	**2.048**	**2.036**	**2.077**	**2.095**	**2.023**	**2.052**	**2.030**	**2.045**
Stddev	.004	.028	.004	.008	.002	.001	.002	.004
%RSD	.1851	1.368	.1688	.3863	.1162	.0435	.1007	.1711
#1	2.044	2.014	2.081	2.105	2.025	2.053	2.031	2.047
#2	2.048	2.068	2.075	2.090	2.020	2.052	2.028	2.041
#3	2.051	2.027	2.075	2.091	2.023	2.052	2.032	2.047
Check ?	Chk Pass	Chk Pass	Chk Pass	Chk Pass	Chk Pass	Chk Pass	Chk Pass	Chk Pass
Value								
Range								

Int. Std.	In2306	Y_3600	Y_3710	Y_2243
Units	Cts/S	Cts/S	Cts/S	Cts/S
Avg	**4887.7**	**55920.**	**1503.1**	**1902.8**
Stddev	1.1	142.	22.9	3.1
%RSD	.02297	.25367	1.5239	.16462
#1	4887.4	55865.	1507.7	1902.8
#2	4889.0	55813.	1478.3	1906.0
#3	4886.8	56081.	1523.4	1899.7

Zoom In Zoom Out

Sample Name: ccb Acquired: 8/19/2021 19:53:29 Type: QC
Method: SGS NO VALVE3(v193) Mode: CONC Corr. Factor: 1.000000
User: admin Custom ID1: Custom ID2: Custom ID3:
Comment:

Elem	Ag3280	Al3961	As1890	B_2089	Ba4554	Be3130	Bi2230	Ca3179	Cd2288
Units	ppm	ppm	ppm	ppm	ppm	ppm	ppm	ppm	ppm
Avg	**-.0006**	**.0152**	**.0005**	**.0015**	**-.0000**	**.0001**	**.0008**	**-.0032**	**.0003**
Stddev	.0003	.0157	.0011	.0011	.0002	.0002	.0009	.0094	.0001
%RSD	50.72	103.6	200.0	73.95	2044.	169.2	110.8	291.0	33.82
#1	-.0005	.0299	.0000	.0023	-.0002	.0001	.0003	.0035	.0003
#2	-.0004	-.0014	-.0002	.0021	.0001	.0003	.0003	.0007	.0003
#3	-.0010	.0170	.0018	.0002	.0000	-.0001	.0018	-.0139	.0002
Check ?	Chk Pass	Chk Pass	Chk Pass	Chk Pass	Chk Pass	Chk Pass	Chk Pass	Chk Pass	Chk Pass
High Limit									
Low Limit									

Elem	Ce4040	Co2286	Cr2677	Cu3247	Fe2599	K_7664	Li6707	Mg2790	Mn2576
Units	ppm	ppm	ppm	ppm	ppm	ppm	ppm	ppm	ppm
Avg	**-.0023**	**.0002**	**-.0001**	**.0001**	**.0042**	**.0692**	**.0022**	**.0125**	**.0002**
Stddev	.0013	.0004	.0001	.0002	.0151	.0216	.0014	.1220	.0001
%RSD	58.15	209.5	94.16	185.5	362.1	31.24	61.07	976.1	42.44
#1	-.0013	.0005	.0000	.0002	-.0011	.0713	.0038	.1109	.0001
#2	-.0017	-.0002	-.0003	.0003	-.0076	.0466	.0012	-.1240	.0002
#3	-.0038	.0003	-.0002	-.0001	.0212	.0896	.0017	.0507	.0002
Check ?	None	Chk Pass	Chk Pass	Chk Pass	Chk Pass	Chk Pass	Chk Pass	Chk Pass	Chk Pass
High Limit									
Low Limit									

Elem	Mo2020	Na5895	Ni2316	P_1774	Pb2203	S_1820	Sb2068	Se1960	Si2124
Units	ppm	ppm	ppm	ppm	ppm	ppm	ppm	ppm	ppm
Avg	**.0007**	**.0396**	**-.0001**	**.0003**	**-.0016**	**.0054**	**.0009**	**.0005**	**-.0000**
Stddev	.0001	.0125	.0004	.0011	.0013	.0013	.0007	.0009	.0001
%RSD	7.930	31.43	514.8	309.5	78.21	24.47	77.75	162.9	148.5
#1	.0007	.0289	-.0002	-.0008	-.0026	.0044	.0001	-.0005	.0000
#2	.0007	.0533	-.0005	.0014	-.0021	.0050	.0014	.0009	-.0001
#3	.0008	.0367	.0004	.0005	-.0002	.0069	.0013	.0011	-.0000
Check ?	Chk Pass	Chk Pass	Chk Pass	Chk Pass	Chk Pass	Chk Pass	Chk Pass	Chk Pass	Chk Pass
High Limit									
Low Limit									

Zoom In Zoom Out

Sample Name: ccb Acquired: 8/19/2021 19:53:29 Type: QC
Method: SGS NO VALVE3(v193) Mode: CONC Corr. Factor: 1.000000
User: admin Custom ID1: Custom ID2: Custom ID3:
Comment:

Elem	Sn1899	Sr4077	Ti3349	Tl1908	V_2924	W_2079	Zn2062	Zr3391
Units	ppm	ppm	ppm	ppm	ppm	ppm	ppm	ppm
Avg	**.0001**	**-.0002**	**.0003**	**.0013**	**-.0001**	**.0021**	**-.0014**	**.0002**
Stddev	.0001	.0004	.0001	.0008	.0004	.0006	.0001	.0002
%RSD	113.5	186.0	41.29	59.76	690.4	28.67	7.464	82.37
#1	.0002	-.0005	.0002	.0017	.0003	.0017	-.0015	.0004
#2	-.0000	-.0004	.0004	.0004	-.0005	.0019	-.0013	.0003
#3	.0002	.0002	.0004	.0017	.0000	.0028	-.0013	.0000
Check ?	Chk Pass	Chk Pass	Chk Pass	Chk Pass	Chk Pass	Chk Pass	Chk Pass	Chk Pass
High Limit								
Low Limit								

Int. Std.	In2306	Y_3600	Y_3710	Y_2243
Units	Cts/S	Cts/S	Cts/S	Cts/S
Avg	**5070.8**	**57593.**	**1528.7**	**1988.6**
Stddev	14.8	181.	2.2	6.8
%RSD	.29198	.31435	.14219	.33951
#1	5055.6	57796.	1526.9	1981.3
#2	5071.7	57448.	1531.1	1989.9
#3	5085.1	57534.	1528.2	1994.6

NOTE: The remaining raw data for this batch is not relevant to this job. As such it has been omitted.

	Element, Wavelength and Order	Use?	# IECs	IEC	k1	k2	Calc-in-fit?
	Ag 328.068 {103}	☒	17	Mn	0.000056	0.000000	No
				Mo	-0.000079	0.000000	No
				Ti	-0.000830	0.000000	No
				V	-0.002500	0.000000	No
				Zr	0.004520	0.000000	No
				Sb	-0.000013	0.000000	No
				Mg	-0.000001	0.000000	No
				Ca	-0.000005	0.000000	No
				Fe	-0.000241	0.000000	No
				Al	0.000001	0.000000	No
				Zn	-0.000090	0.000000	No
				Ba	-0.000087	0.000000	No
				Ni	-0.000021	0.000000	No
				Cr	0.000013	0.000000	No
				As	0.000081	0.000000	No
				Ce	-0.001282	0.000000	No
				W	0.000000	0.000000	No
	Al 396.152 { 85}	☒	9	Ca	0.000067	0.000000	No
				Mo	0.044823	0.000000	No
				Ti	0.000037	0.000000	No
				Si	0.000228	0.000000	No
				Co	-0.000115	0.000000	No
				Li	-0.001000	0.000000	No
				Ba	0.000725	0.000000	No
				Zr	0.004878	0.000000	No
				Ce	-0.001000	0.000000	No
	As 189.042 {478}	☒	23	Al	0.000013	0.000000	No
				Fe	-0.000058	0.000000	No
				Ca	0.000002	0.000000	No
				Mn	-0.000148	0.000000	No
				Mo	0.001567	0.000000	No
				Cr	-0.004800	0.000000	No
				Co	-0.000023	0.000000	No
				Si	-0.000047	0.000000	No
				Cu	0.000120	0.000000	No
				Mg	-0.000005	0.000000	No
				Cd	-0.025100	0.000000	No
				Sn	-0.000017	0.000000	No
				Zn	-0.000045	0.000000	No
				Zr	-0.000145	0.000000	No
				Sb	0.000022	0.000000	No
				Ti	0.000017	0.000000	No
				Ni	0.000131	0.000000	No
				W	-0.010000	0.000000	No
				S	0.000000	0.000000	No
				Ba	-0.000070	0.000000	No
				Sr	0.000000	0.000000	No
				V	0.000000	0.000000	No
				Ce	-0.000636	0.000000	No
	B 208.959 {462}	☒	1	Mo	0.028260	0.000000	No
	Ba 455.403 { 74}	☒	3	Al	0.000000	0.000000	No
				Zr	0.000824	0.000000	No
				Mn	0.000000	0.000000	No
	Be 313.042 {108}	☒	13	V	0.000720	0.000000	No
				Mo	-0.000040	0.000000	No
				Ti	-0.000600	0.000000	No
				Mn	0.000006	0.000000	No

Element, Wavelength and Order	Use?	# IECs	IEC	k1	k2	Calc-in-fit?
			Ba	-0.000013	0.000000	No
			Zn	0.000010	0.000000	No
			Sb	-0.000021	0.000000	No
			Ag	0.000060	0.000000	No
			Sn	0.000010	0.000000	No
			Fe	-0.000003	0.000000	No
			K	0.000000	0.000000	No
			Ca	0.000002	0.000000	No
			Al	-0.000001	0.000000	No
Bi 223.061 {451}	☒	8	Fe	0.000118	0.000000	No
			Ti	-0.194700	0.000000	No
			Co	-0.033172	0.000000	No
			Cr	0.001172	0.000000	No
			Cu	-0.001562	0.000000	No
			V	-0.000498	0.000000	No
			W	0.000000	0.000000	No
			Ce	0.000000	0.000000	No
Ca 317.933 {106}	☒	5	Al	0.000043	0.000000	No
			Fe	0.000046	0.000000	No
			Mg	0.000071	0.000000	No
			Ti	-0.000042	0.000000	No
			Co	0.001523	0.000000	No
Cd 228.802 {448}	☒	14	As	0.017200	0.000000	No
			Ni	-0.000060	0.000000	No
			Fe	0.000025	0.000000	No
			Ba	0.000100	0.000000	No
			Co	-0.002364	0.000000	No
			Al	0.000000	0.000000	No
			Mg	0.000000	0.000000	No
			Ca	0.000000	0.000000	No
			Mn	-0.000014	0.000000	No
			Ti	0.000051	0.000000	No
			Cu	0.000009	0.000000	No
			Sr	-0.000050	0.000000	No
			W	-0.000194	0.000000	No
			Cr	0.000010	0.000000	No
Ce 404.076 { 83}	☒	2	Mn	-0.002972	0.000000	No
			Zr	-0.006800	0.000000	No
Co 228.616 {448}	☒	5	Fe	-0.000001	0.000000	No
			Ca	-0.000003	0.000000	No
			Mg	0.000001	0.000000	No
			Ti	0.001922	0.000000	No
			Mo	-0.001460	0.000000	No
Cr 267.716 {126}	☒	8	Mn	0.000098	0.000000	No
			Mo	-0.000153	0.000000	No
			Co	0.000007	0.000000	No
			Al	0.000000	0.000000	No
			Sn	0.000032	0.000000	No
			Ti	0.000042	0.000000	No
			Ca	0.000000	0.000000	No
			Fe	-0.000003	0.000000	No
Cu 324.754 {104}2	☒	7	Cr	0.000009	0.000000	No
			Mn	-0.000130	0.000000	No
			Zn	0.000037	0.000000	No
			Fe	-0.000103	0.000000	No
			V	-0.000357	0.000000	No
			Ni	-0.000268	0.000000	No

Element, Wavelength and Order	Use?	# IECs	IEC	k1	k2	Calc-in-fit?
			W	0.000000	0.000000	No
Fe 259.940 {130}	☒	11	Cr	0.000237	0.000000	No
			Zn	0.000466	0.000000	No
			Al	0.000022	0.000000	No
			Co	0.000318	0.000000	No
			Cd	0.000700	0.000000	No
			Sn	-0.000019	0.000000	No
			Ti	-0.000710	0.000000	No
			Si	0.000053	0.000000	No
			Ca	0.000012	0.000000	No
			Ba	0.000400	0.000000	No
			Mn	-0.000272	0.000000	No
In 230.606 {446}*	☒	None				
K 766.490 { 44}	☒	None				
Li 670.784 { 50}	☒	2	Ca	0.000022	0.000000	No
			Fe	0.000000	0.000000	No
Mg 279.079 {121}	☒	3	Mo	-0.021115	0.000000	No
			Pb	-0.000009	0.000000	No
			Fe	-0.000081	0.000000	No
Mn 257.610 {131}	☒	2	Fe	-0.000041	0.000000	No
			Mo	0.000011	0.000000	No
Mo 202.030 {467}	☒	6	Ti	0.000050	0.000000	No
			Mg	-0.000005	0.000000	No
			Ca	0.000000	0.000000	No
			Fe	-0.000006	0.000000	No
			V	-0.000100	0.000000	No
			W	-0.000612	0.000000	No
Na 589.592 { 57}	☒	1	Al	0.000039	0.000000	No
Ni 231.604 {446}	☒	7	Cr	-0.000028	0.000000	No
			Mo	-0.000041	0.000000	No
			Fe	-0.000040	0.000000	No
			Zn	0.000017	0.000000	No
			Co	-0.000329	0.000000	No
			Ti	0.000010	0.000000	No
			W	-0.000073	0.000000	No
P 177.495 {490}	☒	2	Mn	-0.004648	0.000000	No
			Cu	0.004091	0.000000	No
Pb 220.353 {453}	☒	22	Al	-0.000118	0.000000	No
			Ca	0.000000	0.000000	No
			Mn	0.000066	0.000000	No
			Zn	0.000027	0.000000	No
			Mo	-0.000900	0.000000	No
			Ni	0.000306	0.000000	No
			Cu	0.000235	0.000000	No
			V	-0.000083	0.000000	No
			Co	-0.000540	0.000000	No
			Ti	-0.000530	0.000000	No
			Si	-0.000046	0.000000	No
			Mg	0.000011	0.000000	No
			Sb	0.000041	0.000000	No
			Cr	-0.000030	0.000000	No
			Sn	0.000010	0.000000	No
			Fe	0.000026	0.000000	No
			W	0.000000	0.000000	No
			Sr	-0.000036	0.000000	No
			Zr	-0.000610	0.000000	No
			S	0.000010	0.000000	No

Element, Wavelength and Order	Use?	# IECs	IEC	k1	k2	Calc-in-fit?
			Ce	0.000000	0.000000	No
			As	0.000260	0.000000	No
S 182.034 {485}	☒	10	Ca	-0.000040	0.000000	No
			Mo	-0.003422	0.000000	No
			Al	-0.000024	0.000000	No
			Fe	0.000008	0.000000	No
			Mn	0.002516	0.000000	No
			W	0.000000	0.000000	No
			Mg	0.000012	0.000000	No
			Cr	0.000119	0.000000	No
			V	0.000018	0.000000	No
			B	-0.000196	0.000000	No
Sb 206.833 {463}	☒	18	Fe	-0.000029	0.000000	No
			Al	-0.000005	0.000000	No
			Ca	-0.000002	0.000000	No
			Ni	0.000014	0.000000	No
			Cr	0.013200	0.000000	No
			V	-0.002100	0.000000	No
			Zn	-0.000104	0.000000	No
			Mo	0.000282	0.000000	No
			Ti	0.000681	0.000000	No
			Sn	-0.009420	0.000000	No
			Mn	-0.000200	0.000000	No
			Co	-0.000336	0.000000	No
			Se	-0.000075	0.000000	No
			Zr	0.000000	0.000000	No
			W	0.000000	0.000000	No
			Mg	0.000003	0.000000	No
			S	-0.000017	0.000000	No
			Ce	-0.001909	0.000000	No
Se 196.090 {472}	☒	19	Al	-0.000012	0.000000	No
			Ca	0.000003	0.000000	No
			Mn	0.000349	0.000000	No
			Mo	0.000066	0.000000	No
			Co	-0.000296	0.000000	No
			Cu	-0.000107	0.000000	No
			Mg	-0.000001	0.000000	No
			Ti	-0.000093	0.000000	No
			Zn	-0.000077	0.000000	No
			Fe	-0.000243	0.000000	No
			Si	0.000068	0.000000	No
			B	-0.000043	0.000000	No
			Ba	0.000050	0.000000	No
			S	-0.000033	0.000000	No
			Zr	-0.000206	0.000000	No
			V	0.000082	0.000000	No
			W	0.000000	0.000000	No
			Sn	0.000000	0.000000	No
			Ce	-0.002000	0.000000	No
Si 212.412 {459}	☒	12	Mn	0.000152	0.000000	No
			Fe	0.000021	0.000000	No
			Ca	0.000041	0.000000	No
			Ni	0.000391	0.000000	No
			Cd	0.001794	0.000000	No
			Cr	0.001112	0.000000	No
			Mo	0.028700	0.000000	No
			Ti	0.004391	0.000000	No

Element, Wavelength and Order	Use?	# IECs	IEC	k1	k2	Calc-in-fit?
			Ba	0.000825	0.000000	No
			Sn	0.005204	0.000000	No
			V	0.001738	0.000000	No
			Zr	0.000400	0.000000	No
Sn 189.989 {478}	☒	5	Ti	-0.000359	0.000000	No
			Fe	-0.000003	0.000000	No
			Mo	-0.000051	0.000000	No
			Zr	0.000976	0.000000	No
			W	0.000000	0.000000	No
Sr 407.771 { 83}	☒	2	Ca	0.000019	0.000000	No
			Zr	-0.000004	0.000000	No
Ti 334.904 {101}	☒	5	Cr	0.000072	0.000000	No
			Mo	0.001014	0.000000	No
			Zr	0.000002	0.000000	No
			W	0.000004	0.000000	No
			V	0.000064	0.000000	No
Tl 190.856 {477}	☒	31	Cr	0.000310	0.000000	No
			Mo	-0.009586	0.000000	No
			Al	0.000017	0.000000	No
			V	-0.021406	0.000000	No
			Mn	0.001310	0.000000	No
			Si	-0.000121	0.000000	No
			Ca	-0.000003	0.000000	No
			Ti	-0.002514	0.000000	No
			Cu	0.000040	0.000000	No
			Co	0.004600	0.000000	No
			Sr	-0.000233	0.000000	No
			Zn	0.000069	0.000000	No
			Pb	0.000324	0.000000	No
			Mg	-0.000005	0.000000	No
			Ba	0.000319	0.000000	No
			W	0.010000	0.000000	No
			B	-0.000349	0.000000	No
			Ni	-0.000034	0.000000	No
			Sn	0.000010	0.000000	No
			Fe	-0.000043	0.000000	No
			Li	-0.000199	0.000000	No
			S	-0.000010	0.000000	No
			As	0.000036	0.000000	No
			Bi	-0.000040	0.000000	No
			P	0.000021	0.000000	No
			Cd	0.000117	0.000000	No
			Sb	0.000034	0.000000	No
			K	0.000000	0.000000	No
			Zr	0.000059	0.000000	No
			Be	-0.000289	0.000000	No
			Ce	-0.002100	0.000000	No
V 292.402 {115}	☒	6	Fe	0.000010	0.000000	No
			Ti	0.000440	0.000000	No
			Mo	-0.013150	0.000000	No
			Co	-0.000085	0.000000	No
			Cr	-0.003900	0.000000	No
			Mn	-0.000620	0.000000	No
W 207.911 {462}	☒	3	V	0.000064	0.000000	No
			Zn	0.009425	0.000000	No
			Fe	0.000002	0.000000	No
Y 360.073 { 94}*	☒	None				

Element, Wavelength and Order	Use?	# IECs	IEC	k1	k2	Calc-in-fit?
Y 371.030 { 91}*	☒	None				
Y 224.306 {451}*	☒	None				
Zn 206.200 {464}	☒	13	Cr	-0.001000	0.000000	No
			Mo	-0.000376	0.000000	No
			Fe	0.000011	0.000000	No
			Co	0.000122	0.000000	No
			Ni	0.000058	0.000000	No
			Se	0.000849	0.000000	No
			Ca	0.000003	0.000000	No
			Ti	0.000131	0.000000	No
			Sn	0.000068	0.000000	No
			V	-0.000012	0.000000	No
			Al	0.000001	0.000000	No
			Si	0.000017	0.000000	No
			Zr	0.000269	0.000000	No
Zr 339.198 { 99}	☒	14	Fe	-0.000067	0.000000	No
			Si	0.000631	0.000000	No
			Ba	-0.000049	0.000000	No
			Sn	0.000146	0.000000	No
			Sb	-0.000067	0.000000	No
			V	0.000026	0.000000	No
			W	0.020000	0.000000	No
			Ti	0.000107	0.000000	No
			Al	0.000001	0.000000	No
			Ca	-0.000001	0.000000	No
			Li	-0.000097	0.000000	No
			Bi	0.000607	0.000000	No
			Mn	0.000059	0.000000	No
			Mo	0.000801	0.000000	No

Element, Wavelength and Order	Date of Fit	Date of Cal.	Type of Fit	Weighting	A0	A1	A2	n (Exponent)
Ag 328.068 {103}	8/20/2021 7:35:37	8/19/2021 8:50:05	Linear	None	-0.000664	0.273040	0.000000	1.000000
Al 396.152 { 85}	8/20/2021 7:35:37	8/19/2021 8:50:05	Linear	None	0.003770	0.072362	0.000000	1.000000
As 189.042 {478}	8/20/2021 7:35:37	8/19/2021 8:50:05	Linear	None	-0.000666	0.269423	0.000000	1.000000
B 208.959 {462}	8/20/2021 7:35:37	8/19/2021 8:50:05	Linear	None	0.000915	0.423003	0.000000	1.000000
Ba 455.403 { 74}	8/20/2021 7:35:37	8/19/2021 8:50:05	Linear	None	0.002389	4.913815	0.000000	1.000000
Be 313.042 {108}	8/20/2021 7:35:37	8/19/2021 8:50:05	Linear	None	0.000455	2.614184	0.000000	1.000000
Bi 223.061 {451}	8/20/2021 7:35:37	8/19/2021 8:50:05	Linear	None	-0.000948	0.409582	0.000000	1.000000
Ca 317.933 {106}	8/20/2021 7:35:37	8/19/2021 8:50:05	Linear	None	0.005040	0.081507	0.000000	1.000000
Cd 228.802 {448}	8/20/2021 7:35:37	8/19/2021 8:50:05	Linear	None	0.000424	1.909050	0.000000	1.000000
Ce 404.076 { 83}	8/20/2021 7:35:37	8/19/2021 8:50:05	Linear	1/Conc	0.001433	0.050608	0.000000	1.000000
Co 228.616 {448}	8/20/2021 7:35:37	8/19/2021 8:50:05	Linear	None	0.000061	0.767864	0.000000	1.000000
Cr 267.716 {126}	8/20/2021 7:35:37	8/19/2021 8:50:05	Linear	None	0.000036	0.138566	0.000000	1.000000
Cu 324.754 {104}2	8/20/2021 7:35:37	8/19/2021 8:50:05	Linear	None	0.009389	0.333789	0.000000	1.000000
Fe 259.940 {130}	8/20/2021 7:35:37	8/19/2021 8:50:05	Linear	None	0.000323	0.027435	0.000000	1.000000
In 230.606 {446}*	8/20/2021 7:35:37	5/1/2013 13:59:18	Linear	None	0.000000	0.000000	0.000000	1.000000
K 766.490 { 44}	8/20/2021 7:35:37	8/19/2021 8:50:05	Linear	None	0.009075	0.075307	0.000000	1.000000
Li 670.784 { 50}	8/20/2021 7:35:37	8/19/2021 8:50:05	Linear	None	-0.006329	2.233705	0.000000	1.000000
Mg 279.079 {121}	8/20/2021 7:35:37	8/19/2021 8:50:05	Linear	None	-0.000776	0.004855	0.000000	1.000000
Mn 257.610 {131}	8/20/2021 7:35:37	8/19/2021 8:50:05	Linear	None	0.000038	0.488964	0.000000	1.000000
Mo 202.030 {467}	8/20/2021 7:35:37	8/19/2021 8:50:05	Linear	None	0.001227	1.628195	0.000000	1.000000
Na 589.592 { 57}	8/20/2021 7:35:37	8/19/2021 8:50:05	Linear	None	0.003238	0.275104	0.000000	1.000000
Ni 231.604 {446}	8/20/2021 7:35:37	8/19/2021 8:50:05	Linear	None	-0.000436	0.481691	0.000000	1.000000
P 177.495 {490}	8/20/2021 7:35:37	8/19/2021 8:50:05	Linear	1/Conc	-0.007418	0.215364	0.000000	1.000000
Pb 220.353 {453}	8/20/2021 7:35:37	8/19/2021 8:50:05	Linear	None	-0.001046	0.253300	0.000000	1.000000
S 182.034 {485}	8/20/2021 7:35:37	8/19/2021 8:50:05	Linear	None	0.000084	0.135154	0.000000	1.000000
Sb 206.833 {463}	8/20/2021 7:35:37	8/19/2021 8:50:05	Linear	None	-0.000637	0.360260	0.000000	1.000000
Se 196.090 {472}	8/20/2021 7:35:37	8/19/2021 8:50:05	Linear	None	0.000323	0.187904	0.000000	1.000000
Si 212.412 {459}	8/20/2021 7:35:37	8/19/2021 8:50:05	Linear	None	0.010640	0.415999	0.000000	1.000000
Sn 189.989 {478}	8/20/2021 7:35:37	8/19/2021 8:50:05	Linear	None	0.000604	0.288646	0.000000	1.000000
Sr 407.771 { 83}	8/20/2021 7:35:37	8/19/2021 8:50:05	Linear	None	0.001212	3.639714	0.000000	1.000000
Ti 334.904 {101}	8/20/2021 7:35:37	8/19/2021 8:50:05	Linear	None	-0.000145	0.182391	0.000000	1.000000
Tl 190.856 {477}	8/20/2021 7:35:37	8/19/2021 8:50:05	Linear	None	-0.000305	0.076174	0.000000	1.000000
V 292.402 {115}	8/20/2021 7:35:37	8/19/2021 8:50:05	Linear	None	-0.000356	0.258376	0.000000	1.000000
W 207.911 {462}	8/20/2021 7:35:37	8/19/2021 8:50:05	Linear	None	0.002495	0.788652	0.000000	1.000000
Y 360.073 { 94}*	8/20/2021 7:35:37	5/1/2013 13:59:18	Linear	None	0.000000	0.000000	0.000000	1.000000
Y 371.030 { 91}*	8/20/2021 7:35:37	5/1/2013 13:59:18	Linear	None	0.000000	0.000000	0.000000	1.000000
Y 224.306 {451}*	8/20/2021 7:35:37	5/1/2013 13:59:18	Linear	None	0.000000	0.000000	0.000000	1.000000
Zn 206.200 {464}	8/20/2021 7:35:37	8/19/2021 8:50:05	Linear	None	0.005849	2.332004	0.000000	1.000000
Zr 339.198 { 99}	8/20/2021 7:35:37	8/19/2021 8:50:05	Linear	None	0.000305	0.587376	0.000000	1.000000

Element, Wavelength and Order	Correlation	Std Error of Est	Predicted MDL	Predicted MQL	Status	Reslope		QC Norm	
						Slope	Y-int	Slope factor	Offset
Ag 328.068 {103}	1.000000	0.000000	0.000445	0.001482	OK.	1.000000	0.000000	1	0
Al 396.152 { 85}	1.000000	0.000000	0.025408	0.084694	OK.	1.000000	0.000000	1	0
As 189.042 {478}	1.000000	0.000000	0.001201	0.004004	OK.	1.000000	0.000000	1	0
B 208.959 {462}	1.000000	0.000000	0.000834	0.002781	OK.	1.000000	0.000000	1	0
Ba 455.403 { 74}	1.000000	0.000000	0.000556	0.001853	OK.	1.000000	0.000000	1	0
Be 313.042 {108}	1.000000	0.000000	0.000267	0.000891	OK.	1.000000	0.000000	1	0
Bi 223.061 {451}	1.000000	0.000000	0.001753	0.005843	OK.	1.000000	0.000000	1	0
Ca 317.933 {106}	1.000000	0.000000	0.009995	0.033316	OK.	1.000000	0.000000	1	0
Cd 228.802 {448}	1.000000	0.000000	0.000243	0.000809	OK.	1.000000	0.000000	1	0
Ce 404.076 { 83}	1.000000	0.000000	0.003630	0.012099	OK.	1.000000	0.000000	1	0
Co 228.616 {448}	1.000000	0.000000	0.000380	0.001268	OK.	1.000000	0.000000	1	0
Cr 267.716 {126}	1.000000	0.000000	0.000478	0.001594	OK.	1.000000	0.000000	1	0
Cu 324.754 {104}2	1.000000	0.000000	0.000341	0.001136	OK.	1.000000	0.000000	1	0
Fe 259.940 {130}	1.000000	0.000000	0.015532	0.051773	OK.	1.000000	0.000000	1	0
In 230.606 {446}*	0.000000	0.000000	-1.000000	-1.000000	Warnin	1.000000	0.000000	1	0
K 766.490 { 44}	1.000000	0.000000	0.067649	0.225498	OK.	1.000000	0.000000	1	0
Li 670.784 { 50}	1.000000	0.000000	0.002194	0.007313	OK.	1.000000	0.000000	1	0
Mg 279.079 {121}	1.000000	0.000000	0.104853	0.349509	OK.	1.000000	0.000000	1	0
Mn 257.610 {131}	1.000000	0.000000	0.000055	0.000185	OK.	1.000000	0.000000	1	0
Mo 202.030 {467}	1.000000	0.000000	0.000284	0.000946	OK.	1.000000	0.000000	1	0
Na 589.592 { 57}	1.000000	0.000000	0.016643	0.055476	OK.	1.000000	0.000000	1	0
Ni 231.604 {446}	1.000000	0.000000	0.000528	0.001760	OK.	1.000000	0.000000	1	0
P 177.495 {490}	1.000000	0.000000	0.001432	0.004774	OK.	1.000000	0.000000	1	0
Pb 220.353 {453}	1.000000	0.000000	0.001493	0.004975	OK.	1.000000	0.000000	1	0
S 182.034 {485}	1.000000	0.000000	0.002508	0.008361	OK.	1.000000	0.000000	1	0
Sb 206.833 {463}	1.000000	0.000000	0.001512	0.005039	OK.	1.000000	0.000000	1	0
Se 196.090 {472}	1.000000	0.000000	0.002230	0.007432	OK.	1.000000	0.000000	1	0
Si 212.412 {459}	1.000000	0.000000	0.001266	0.004221	OK.	1.000000	0.000000	1	0
Sn 189.989 {478}	1.000000	0.000000	0.000903	0.003010	OK.	1.000000	0.000000	1	0
Sr 407.771 { 83}	1.000000	0.000000	0.000280	0.000932	OK.	1.000000	0.000000	1	0
Ti 334.904 {101}	1.000000	0.000000	0.000545	0.001816	OK.	1.000000	0.000000	1	0
Tl 190.856 {477}	1.000000	0.000000	0.002495	0.008316	OK.	1.000000	0.000000	1	0
V 292.402 {115}	1.000000	0.000000	0.000369	0.001228	OK.	1.000000	0.000000	1	0
W 207.911 {462}	1.000000	0.000000	0.001205	0.004016	OK.	1.000000	0.000000	1	0
Y 360.073 { 94}*	0.000000	0.000000	0.000796	0.002654	Warnin	1.000000	0.000000	1	0
Y 371.030 { 91}*	0.000000	0.000000	0.002186	0.007287	Warnin	1.000000	0.000000	1	0
Y 224.306 {451}*	0.000000	0.000000	0.004215	0.014050	Warnin	1.000000	0.000000	1	0
Zn 206.200 {464}	1.000000	0.000000	0.000169	0.000565	OK.	1.000000	0.000000	1	0
Zr 339.198 { 99}	1.000000	0.000000	0.000244	0.000815	OK.	1.000000	0.000000	1	0

Zoom In ▶ Zoom Out

Sample Name: STDA Acquired: 8/23/2021 8:56:36 Type: Cal
Method: SGS 070219(v346) Mode: IR Corr. Factor: 1.000000
User: admin Custom ID1: Custom ID2: Custom ID3:
Comment:

Elem	Ag3280	Al3961	As1890	B_2089	Ba4554	Be3130	Bi2230	Ca3179	Cd2288
Units	Cts/S	Cts/S	Cts/S	Cts/S	Cts/S	Cts/S	Cts/S	Cts/S	Cts/S
Avg	**-.0006**	**-.0013**	**-.0003**	**.0011**	**.0107**	**-.0000**	**-.0014**	**.0050**	**.0003**
Stddev	.0000	.0002	.0001	.0001	.0005	.0002	.0004	.0001	.0002
%RSD	6.335	12.08	30.74	6.402	4.638	1252.	31.90	2.504	71.96
#1	-.0007	-.0012	-.0004	.0011	.0106	.0000	-.0017	.0049	.0003
#2	-.0006	-.0015	-.0004	.0010	.0102	.0002	-.0015	.0051	.0001
#3	-.0006	-.0013	-.0002	.0011	.0112	-.0002	-.0009	.0052	.0006

Elem	Ce4040	Co2286	Cr2677	Cu3247	Fe2599	K_7664	Li6707	Mg2790	Mn2576
Units	Cts/S	Cts/S	Cts/S	Cts/S	Cts/S	Cts/S	Cts/S	Cts/S	Cts/S
Avg	**.0007**	**-.0003**	**-.0000**	**.0013**	**.0001**	**.0088**	**.0042**	**-.0000**	**.0001**
Stddev	.0000	.0001	.0000	.0000	.0001	.0003	.0014	.0002	.0000
%RSD	5.196	21.22	63.43	1.011	77.44	3.178	33.21	2410.	19.73
#1	.0007	-.0004	-.0001	.0012	.0001	.0085	.0026	-.0001	.0001
#2	.0008	-.0003	-.0000	.0012	.0002	.0087	.0051	-.0001	.0001
#3	.0008	-.0003	-.0000	.0013	.0001	.0091	.0048	.0002	.0001

Elem	Mo2020	Na5895	Ni2316	P_1774	Pb2203	S_1820	Sb2068	Se1960	Si2124
Units	Cts/S	Cts/S	Cts/S	Cts/S	Cts/S	Cts/S	Cts/S	Cts/S	Cts/S
Avg	**.0003**	**.0435**	**-.0001**	**-.0020**	**.0002**	**-.0016**	**-.0003**	**.0001**	**.0038**
Stddev	.0002	.0007	.0001	.0001	.0001	.0001	.0002	.0001	.0001
%RSD	84.61	1.524	76.46	5.742	65.15	8.866	57.83	89.50	2.584
#1	.0002	.0430	-.0000	-.0021	.0002	-.0015	-.0001	.0000	.0039
#2	.0001	.0433	-.0001	-.0020	.0001	-.0018	-.0004	.0003	.0038
#3	.0005	.0443	-.0001	-.0019	.0003	-.0016	-.0005	.0001	.0037

Elem	Sn1899	Sr4077	Ti3349	Tl1908	V_2924	W_2079	Zn2062	Zr3391
Units	Cts/S	Cts/S	Cts/S	Cts/S	Cts/S	Cts/S	Cts/S	Cts/S
Avg	**.0003**	**-.0001**	**-.0000**	**-.0001**	**-.0000**	**.0016**	**.0015**	**-.0002**
Stddev	.0001	.0001	.0000	.0000	.0000	.0004	.0002	.0000
%RSD	30.69	88.22	195.8	20.31	224.8	25.72	12.77	16.54
#1	.0002	-.0000	.0000	-.0002	-.0000	.0014	.0018	-.0001
#2	.0004	-.0002	-.0000	-.0001	-.0000	.0021	.0014	-.0002
#3	.0002	-.0001	-.0001	-.0001	.0000	.0014	.0014	-.0002

Zoom In ▶ Zoom Out

Sample Name: STDA Acquired: 8/23/2021 8:56:36 Type: Cal
Method: SGS 070219(v346) Mode: IR Corr. Factor: 1.000000
User: admin Custom ID1: Custom ID2: Custom ID3:
Comment:

Int. Std.	In2306	Y_3600	Y_3710	Y_2243
Units	Cts/S	Cts/S	Cts/S	Cts/S
Avg	**8213.2**	**87455.**	**6766.7**	**3212.7**
Stddev	47.3	56.	4.9	19.7
%RSD	.57537	.06351	.07193	.61251
#1	8159.3	87462.	6771.3	3190.2
#2	8233.1	87507.	6767.3	3221.3
#3	8247.3	87396.	6761.6	3226.6

Zoom In ▶ Zoom Out

Sample Name: STDB Acquired: 8/23/2021 9:01:43 Type: Cal
Method: SGS 070219(v346) Mode: IR Corr. Factor: 1.000000
User: admin Custom ID1: Custom ID2: Custom ID3:
Comment:

Elem	Ag3280	Al3961	As1890	B_2089	Ba4554	Be3130	Bi2230	Ca3179	Cd2288
Units	Cts/S	Cts/S	Cts/S	Cts/S	Cts/S	Cts/S	Cts/S	Cts/S	Cts/S
Avg	**.0615**	**3.647**	**.5235**	**.9844**	**11.94**	**5.124**	**1.120**	**3.335**	**4.393**
Stddev	.0001	.005	.0034	.0087	.02	.004	.009	.005	.031
%RSD	.1096	.1425	.6465	.8888	.1491	.0871	.8295	.1643	.6997
#1	.0615	3.642	.5222	.9815	11.92	5.124	1.118	3.333	4.386
#2	.0615	3.652	.5210	.9774	11.95	5.128	1.112	3.341	4.367
#3	.0614	3.646	.5274	.9942	11.95	5.119	1.131	3.330	4.427

Elem	Ce4040	Co2286	Cr2677	Cu3247	Fe2599	K_7664	Li6707	Mg2790	Mn2576
Units	Cts/S	Cts/S	Cts/S	Cts/S	Cts/S	Cts/S	Cts/S	Cts/S	Cts/S
Avg	**.1617**	**2.259**	**.4110**	**.6395**	**1.544**	**4.217**	**4.816**	**.2508**	**2.791**
Stddev	.0001	.014	.0006	.0006	.004	.007	.008	.0011	.003
%RSD	.0673	.6016	.1419	.1011	.2303	.1647	.1634	.4400	.1175
#1	.1616	2.252	.4111	.6402	1.546	4.209	4.807	.2511	2.790
#2	.1618	2.250	.4104	.6393	1.546	4.222	4.817	.2517	2.789
#3	.1616	2.274	.4116	.6390	1.540	4.219	4.823	.2495	2.795

Elem	Mo2020	Na5895	Ni2316	P_1774	Pb2203	S_1820	Sb2068	Se1960	Si2124
Units	Cts/S	Cts/S	Cts/S	Cts/S	Cts/S	Cts/S	Cts/S	Cts/S	Cts/S
Avg	**3.801**	**14.03**	**1.567**	**.2608**	**.7006**	**.1739**	**.8199**	**.4015**	**2.729**
Stddev	.025	.03	.009	.0014	.0044	.0010	.0068	.0026	.021
%RSD	.6545	.1851	.6067	.5378	.6296	.5674	.8278	.6365	.7741
#1	3.795	14.01	1.564	.2614	.6989	.1733	.8182	.4002	2.723
#2	3.779	14.06	1.559	.2592	.6973	.1733	.8142	.3998	2.712
#3	3.828	14.02	1.577	.2618	.7056	.1750	.8274	.4044	2.753

Elem	Sn1899	Sr4077	Ti3349	Tl1908	V_2924	W_2079	Zn2062	Zr3391
Units	Cts/S	Cts/S	Cts/S	Cts/S	Cts/S	Cts/S	Cts/S	Cts/S
Avg	**.8277**	**16.23**	**.4755**	**.2220**	**.5950**	**1.911**	**4.654**	**1.525**
Stddev	.0045	.02	.0010	.0013	.0004	.016	.021	.001
%RSD	.5388	.1071	.2131	.5695	.0737	.8255	.4600	.0417
#1	.8263	16.22	.4743	.2223	.5954	1.907	4.649	1.524
#2	.8242	16.25	.4758	.2207	.5945	1.898	4.636	1.525
#3	.8328	16.22	.4763	.2231	.5952	1.929	4.678	1.525

Zoom In ▶ Zoom Out

Sample Name: STDB Acquired: 8/23/2021 9:01:43 Type: Cal
Method: SGS 070219(v346) Mode: IR Corr. Factor: 1.000000
User: admin Custom ID1: Custom ID2: Custom ID3:
Comment:

Int. Std.	In2306	Y_3600	Y_3710	Y_2243
Units	Cts/S	Cts/S	Cts/S	Cts/S
Avg	**7128.5**	**82739.**	**6672.7**	**3080.8**
Stddev	33.0	63.	28.2	16.2
%RSD	.46245	.07592	.42327	.52482
#1	7130.2	82744.	6668.3	3080.4
#2	7160.6	82798.	6646.8	3097.2
#3	7094.8	82673.	6702.8	3064.9

Zoom In Zoom Out

Sample Name: CCVCONF Acquired: 8/23/2021 9:06:36 Type: QC
Method: SGS 070219(v346) Mode: CONC Corr. Factor: 1.000000
User: admin Custom ID1: Custom ID2: Custom ID3:
Comment:

Elem	Ag3280	Al3961	As1890	B_2089	Ba4554	Be3130	Bi2230	Ca3179	Cd2288
Units	ppm	ppm	ppm	ppm	ppm	ppm	ppm	ppm	ppm
Avg	**.2500**	**39.68**	**1.982**	**2.017**	**1.986**	**2.005**	**2.023**	**40.47**	**2.023**
Stddev	.0007	.07	.005	.005	.005	.004	.005	.04	.005
%RSD	.2709	.1800	.2373	.2397	.2343	.1889	.2385	.0905	.2368
#1	.2502	39.61	1.986	2.022	1.980	2.000	2.028	40.44	2.028
#2	.2505	39.75	1.983	2.019	1.989	2.008	2.024	40.51	2.023
#3	.2492	39.67	1.976	2.012	1.988	2.006	2.018	40.46	2.019
Check ?	Chk Pass	Chk Pass	Chk Pass	Chk Pass	Chk Pass	Chk Pass	Chk Pass	Chk Pass	Chk Pass
Value									
Range									

Elem	Ce4040	Co2286	Cr2677	Cu3247	Fe2599	K_7664	Li6707	Mg2790	Mn2576
Units	ppm	ppm	ppm	ppm	ppm	ppm	ppm	ppm	ppm
Avg	**2.007**	**1.983**	**2.024**	**1.952**	**40.47**	**39.37**	**1.973**	**39.92**	**2.056**
Stddev	.002	.005	.002	.002	.11	.14	.006	.06	.003
%RSD	.1027	.2580	.0987	.1242	.2793	.3500	.3208	.1500	.1678
#1	2.009	1.988	2.024	1.950	40.37	39.21	1.967	39.88	2.058
#2	2.005	1.983	2.026	1.952	40.45	39.45	1.973	39.99	2.058
#3	2.007	1.978	2.022	1.954	40.59	39.45	1.980	39.88	2.052
Check ?	Chk Pass	Chk Pass	Chk Pass	Chk Pass	Chk Pass	Chk Pass	Chk Pass	Chk Pass	Chk Pass
Value									
Range									

Elem	Mo2020	Na5895	Ni2316	P_1774	Pb2203	S_1820	Sb2068	Se1960	Si2124
Units	ppm	ppm	ppm	ppm	ppm	ppm	ppm	ppm	ppm
Avg	**2.020**	**39.60**	**2.006**	**1.961**	**2.019**	**1.974**	**1.992**	**1.989**	**5.073**
Stddev	.006	.07	.006	.005	.006	.009	.007	.005	.013
%RSD	.2836	.1865	.3099	.2652	.2751	.4728	.3613	.2426	.2534
#1	2.023	39.51	2.012	1.967	2.024	1.981	1.998	1.991	5.084
#2	2.024	39.63	2.006	1.960	2.020	1.978	1.995	1.993	5.075
#3	2.014	39.64	1.999	1.956	2.013	1.963	1.984	1.984	5.059
Check ?	Chk Pass	Chk Pass	Chk Pass	Chk Pass	Chk Pass	Chk Pass	Chk Pass	Chk Pass	Chk Pass
Value									
Range									

Zoom In Zoom Out

Sample Name: CCVCONF Acquired: 8/23/2021 9:06:36 Type: QC
Method: SGS 070219(v346) Mode: CONC Corr. Factor: 1.000000
User: admin Custom ID1: Custom ID2: Custom ID3:
Comment:

Elem	Sn1899	Sr4077	Ti3349	Tl1908	V_2924	W_2079	Zn2062	Zr3391
Units	ppm	ppm	ppm	ppm	ppm	ppm	ppm	ppm
Avg	**2.040**	**1.979**	**2.007**	**2.027**	**2.006**	**2.007**	**2.036**	**1.998**
Stddev	.009	.002	.003	.015	.001	.008	.007	.002
%RSD	.4186	.1159	.1511	.7358	.0682	.3915	.3331	.1208
#1	2.045	1.977	2.010	2.035	2.006	2.013	2.042	1.995
#2	2.045	1.979	2.006	2.037	2.007	2.010	2.037	1.999
#3	2.030	1.982	2.004	2.010	2.004	1.998	2.028	1.999
Check ?	Chk Pass	Chk Pass	Chk Pass	Chk Pass	Chk Pass	Chk Pass	Chk Pass	Chk Pass
Value								
Range								

Int. Std.	In2306	Y_3600	Y_3710	Y_2243
Units	Cts/S	Cts/S	Cts/S	Cts/S
Avg	**7426.5**	**84635.**	**6757.5**	**3155.1**
Stddev	14.6	198.	34.0	5.9
%RSD	.19652	.23395	.50260	.18644
#1	7414.1	84436.	6747.7	3152.8
#2	7422.9	84638.	6729.4	3150.7
#3	7442.6	84832.	6795.2	3161.8

Zoom In Zoom Out

Sample Name: CCBCONF Acquired: 8/23/2021 9:11:22 Type: QC
Method: SGS 070219(v346) Mode: CONC Corr. Factor: 1.000000
User: admin Custom ID1: Custom ID2: Custom ID3:
Comment:

Elem	Ag3280	Al3961	As1890	B_2089	Ba4554	Be3130	Bi2230	Ca3179	Cd2288
Units	ppm	ppm	ppm	ppm	ppm	ppm	ppm	ppm	ppm
Avg	**-.0001**	**.0010**	**.0000**	**.0031**	**-.0002**	**-.0001**	**.0001**	**-.0075**	**.0000**
Stddev	.0001	.0063	.0009	.0002	.0003	.0001	.0002	.0049	.0001
%RSD	85.13	662.2	10990.	5.290	178.1	112.3	219.1	65.52	818.3
#1	-.0002	.0047	-.0002	.0031	-.0005	-.0000	-.0001	-.0023	-.0001
#2	-.0000	-.0063	-.0008	.0033	-.0001	-.0000	.0000	-.0080	.0001
#3	-.0001	.0045	.0010	.0029	.0001	-.0002	.0003	-.0121	.0000
Check ?	Chk Pass	Chk Pass	Chk Pass	Chk Pass	Chk Pass	Chk Pass	Chk Pass	Chk Pass	Chk Pass
High Limit									
Low Limit									

Elem	Ce4040	Co2286	Cr2677	Cu3247	Fe2599	K_7664	Li6707	Mg2790	Mn2576
Units	ppm	ppm	ppm	ppm	ppm	ppm	ppm	ppm	ppm
Avg	**-.0006**	**.0001**	**.0000**	**-.0001**	**-.0019**	**-.0194**	**.0013**	**-.0255**	**-.0000**
Stddev	.0020	.0002	.0001	.0001	.0045	.0093	.0014	.0349	.0000
%RSD	362.6	218.4	570.1	99.78	235.1	48.14	106.6	136.9	63.51
#1	-.0006	-.0001	-.0001	-.0000	-.0013	-.0263	.0010	-.0652	-.0000
#2	-.0025	.0002	.0001	-.0001	-.0068	-.0088	.0001	-.0109	-.0001
#3	.0015	.0002	.0001	-.0002	.0022	-.0232	.0029	-.0002	-.0000
Check ?	Chk Pass	Chk Pass	Chk Pass	Chk Pass	Chk Pass	Chk Pass	Chk Pass	Chk Pass	Chk Pass
High Limit									
Low Limit									

Elem	Mo2020	Na5895	Ni2316	P_1774	Pb2203	S_1820	Sb2068	Se1960	Si2124
Units	ppm	ppm	ppm	ppm	ppm	ppm	ppm	ppm	ppm
Avg	**.0004**	**-.0402**	**-.0002**	**.0000**	**.0007**	**-.0023**	**.0001**	**-.0007**	**.0005**
Stddev	.0000	.0117	.0002	.0011	.0005	.0021	.0007	.0013	.0010
%RSD	11.62	29.23	109.5	42130.	73.51	91.99	502.8	192.0	182.6
#1	.0004	-.0311	.0000	.0003	.0005	-.0037	.0009	-.0007	.0007
#2	.0005	-.0360	-.0002	.0009	.0013	-.0033	-.0004	-.0019	.0015
#3	.0004	-.0534	-.0004	-.0012	.0004	.0001	-.0001	.0006	-.0005
Check ?	Chk Pass	Chk Pass	Chk Pass	Chk Pass	Chk Pass	Chk Pass	Chk Pass	Chk Pass	Chk Pass
High Limit									
Low Limit									

Zoom In Zoom Out

Sample Name: CCBCONF Acquired: 8/23/2021 9:11:22 Type: QC
Method: SGS 070219(v346) Mode: CONC Corr. Factor: 1.000000
User: admin Custom ID1: Custom ID2: Custom ID3:
Comment:

Elem	Sn1899	Sr4077	Ti3349	Tl1908	V_2924	W_2079	Zn2062	Zr3391
Units	ppm	ppm	ppm	ppm	ppm	ppm	ppm	ppm
Avg	**-.0007**	**.0000**	**-.0002**	**.0005**	**-.0001**	**-.0001**	**.0003**	**.0001**
Stddev	.0007	.0001	.0002	.0009	.0003	.0007	.0000	.0001
%RSD	97.81	170.6	110.4	163.6	190.4	814.1	11.69	141.0
#1	-.0014	.0001	-.0002	.0014	-.0000	.0005	.0003	.0002
#2	.0000	-.0000	-.0003	-.0003	.0000	-.0008	.0002	.0002
#3	-.0008	.0000	.0000	.0005	-.0005	.0001	.0003	-.0001
Check ?	Chk Pass	Chk Pass	Chk Pass	Chk Pass	Chk Pass	Chk Pass	Chk Pass	Chk Pass
High Limit								
Low Limit								

Int. Std.	In2306	Y_3600	Y_3710	Y_2243
Units	Cts/S	Cts/S	Cts/S	Cts/S
Avg	**8251.8**	**87783.**	**6844.2**	**3232.9**
Stddev	2.7	191.	33.4	2.6
%RSD	.03306	.21718	.48767	.08094
#1	8251.7	87630.	6874.1	3229.9
#2	8254.6	87997.	6850.4	3234.0
#3	8249.1	87722.	6808.2	3234.7

Zoom In Zoom Out

Sample Name: emptyconf Acquired: 8/23/2021 9:16:34 Type: QC
Method: SGS 070219(v346) Mode: CONC Corr. Factor: 1.000000
User: admin Custom ID1: Custom ID2: Custom ID3:
Comment:

Elem	Ag3280	Al3961	As1890	B_2089	Ba4554	Be3130	Bi2230	Ca3179
Units	ppm	ppm	ppm	ppm	ppm	ppm	ppm	ppm
Avg	F **.0039**	F **25.47**	F **.0026**	F **-.0009**	F **1.255**	F **1.260**	F **.0009**	F **25.97**
Stddev	.0045	21.85	.0008	.0004	1.080	1.083	.0014	22.27
%RSD	116.2	85.78	32.21	44.57	86.07	85.90	146.9	85.74
#1	.0069	40.46	.0031	-.0008	1.999	2.003	.0000	41.16
#2	.0060	35.56	.0031	-.0006	1.748	1.760	.0003	36.34
#3	-.0013	.4019	.0017	-.0014	.0162	.0181	.0025	.4102
Check ?	Chk Fail	Chk Fail	Chk Fail	Chk Fail	Chk Fail	Chk Fail	Chk Fail	Chk Fail
Value	.2500	40.00	2.000	2.000	2.000	2.000	2.000	40.00
Range	-5.000%	-5.000%	-5.000%	-5.000%	-5.000%	-5.000%	-5.000%	-5.000%

Elem	Cd2288	Ce4040	Co2286	Cr2677	Cu3247	Fe2599	K_7664	Li6707
Units	ppm	ppm	ppm	ppm	ppm	ppm	ppm	ppm
Avg	F **.0001**	F **.0014**	F **.0005**	F **.0007**	F **.0047**	F **25.95**	F **25.21**	F **1.237**
Stddev	.0003	.0082	.0000	.0003	.0039	22.25	21.72	1.066
%RSD	254.6	608.9	6.699	43.52	83.43	85.74	86.15	86.15
#1	.0003	.0075	.0005	.0009	.0074	41.17	40.15	1.970
#2	.0002	.0045	.0005	.0008	.0064	36.25	35.20	1.726
#3	-.0002	-.0080	.0004	.0004	.0002	.4163	.2953	.0145
Check ?	Chk Fail	Chk Fail	Chk Fail	Chk Fail	Chk Fail	Chk Fail	Chk Fail	Chk Fail
Value	2.000	2.000	2.000	2.000	2.000	40.00	40.00	2.000
Range	-5.000%	-5.000%	-5.000%	-5.000%	-5.000%	-5.000%	-5.000%	-5.000%

Elem	Mg2790	Mn2576	Mo2020	Na5895	Ni2316	P_1774	Pb2203	S_1820
Units	ppm	ppm	ppm	ppm	ppm	ppm	ppm	ppm
Avg	F **25.50**	F **.0007**	F **.0001**	F **25.36**	F **-.0004**	F **-.0090**	F **.0014**	F **.0231**
Stddev	21.85	.0004	.0002	21.96	.0003	.0009	.0015	.0089
%RSD	85.67	63.25	171.6	86.59	87.04	10.20	113.9	38.47
#1	40.26	.0011	.0004	40.46	-.0005	-.0081	.0022	.0287
#2	35.83	.0007	.0002	35.45	-.0007	-.0090	.0023	.0277
#3	.4038	.0002	-.0001	.1682	-.0000	-.0100	-.0004	.0129
Check ?	Chk Fail	Chk Fail	Chk Fail	Chk Fail	Chk Fail	Chk Fail	Chk Fail	Chk Fail
Value	40.00	2.000	2.000	40.00	2.000	2.000	2.000	2.000
Range	-5.000%	-5.000%	-5.000%	-5.000%	-5.000%	-5.000%	-5.000%	-5.000%

Zoom In Zoom Out

Sample Name: emptyconf Acquired: 8/23/2021 9:16:34 Type: QC
Method: SGS 070219(v346) Mode: CONC Corr. Factor: 1.000000
User: admin Custom ID1: Custom ID2: Custom ID3:
Comment:

Elem	Sb2068	Se1960	Si2124	Sn1899	Sr4077	Ti3349	Tl1908	V_2924
Units	ppm	ppm	ppm	ppm	ppm	ppm	ppm	ppm
Avg	F **.0010**	F **.0042**	F **-.0107**	F **-.0012**	F **1.246**	F **.0005**	F **.0035**	F **-.0001**
Stddev	.0004	.0045	.0011	.0002	1.071	.0002	.0019	.0002
%RSD	40.52	107.1	9.990	18.58	85.94	50.90	53.81	390.3
#1	.0009	.0078	-.0113	-.0014	1.981	.0007	.0046	.0000
#2	.0007	.0057	-.0113	-.0012	1.740	.0005	.0045	-.0003
#3	.0015	-.0009	-.0094	-.0009	.0174	.0002	.0013	.0001
Check ?	Chk Fail	Chk Fail	Chk Fail	Chk Fail	Chk Fail	Chk Fail	Chk Fail	Chk Fail
Value	2.000	2.000	5.000	2.000	2.000	2.000	2.000	2.000
Range	-5.000%	-5.000%	-5.000%	-5.000%	-5.000%	-5.000%	-5.000%	-5.000%

Elem	W_2079	Zn2062	Zr3391
Units	ppm	ppm	ppm
Avg	F **-.0008**	F **-.0003**	F **.0024**
Stddev	.0012	.0002	.0017
%RSD	154.1	58.98	71.39
#1	.0002	-.0005	.0037
#2	-.0004	-.0004	.0031
#3	-.0021	-.0001	.0005
Check ?	Chk Fail	Chk Fail	Chk Fail
Value	2.000	2.000	2.000
Range	-5.000%	-5.000%	-5.000%

Int. Std.	In2306	Y_3600	Y_3710	Y_2243
Units	Cts/S	Cts/S	Cts/S	Cts/S
Avg	**29414.**	**278810.**	**9896.4**	**12395.**
Stddev	229.	3501.	4949.9	99.
%RSD	.77985	1.2557	50.017	.79709
#1	29467.	275410.	6700.2	12418.
#2	29163.	282400.	7390.9	12287.
#3	29613.	278610.	15598.	12480.

Zoom In Zoom Out

Sample Name: icv 1 Acquired: 8/23/2021 9:21:52 Type: QC
Method: SGS 070219(v346) Mode: CONC Corr. Factor: 1.000000
User: admin Custom ID1: Custom ID2: Custom ID3:
Comment:

Elem	Ag3280	Al3961	As1890	B_2089	Ba4554	Be3130	Bi2230	Ca3179	Cd2288
Units	ppm	ppm	ppm	ppm	ppm	ppm	ppm	ppm	ppm
Avg	**.2571**	**39.83**	**1.954**	**2.031**	**2.015**	**2.030**	**2.044**	**40.54**	**2.041**
Stddev	.0007	.05	.004	.001	.002	.004	.002	.11	.002
%RSD	.2778	.1346	.2170	.0556	.1118	.2213	.0951	.2726	.0912
#1	.2573	39.86	1.950	2.032	2.017	2.034	2.041	40.66	2.040
#2	.2563	39.77	1.954	2.030	2.012	2.025	2.044	40.44	2.040
#3	.2577	39.86	1.958	2.031	2.016	2.030	2.045	40.51	2.043
Check ?	Chk Pass	Chk Pass	Chk Pass	Chk Pass	Chk Pass	Chk Pass	Chk Pass	Chk Pass	Chk Pass
Value									
Range									

Elem	Ce4040	Co2286	Cr2677	Cu3247	Fe2599	K_7664	Li6707	Mg2790	Mn2576
Units	ppm	ppm	ppm	ppm	ppm	ppm	ppm	ppm	ppm
Avg	**2.049**	**1.999**	**2.047**	**1.994**	**40.47**	**39.50**	**2.009**	**39.95**	**2.084**
Stddev	.006	.004	.008	.003	.08	.08	.002	.25	.008
%RSD	.3109	.2086	.3894	.1619	.1858	.2018	.1065	.6270	.3688
#1	2.056	2.002	2.056	1.998	40.56	39.59	2.012	40.24	2.092
#2	2.043	2.001	2.041	1.992	40.41	39.44	2.007	39.83	2.082
#3	2.049	1.994	2.043	1.993	40.44	39.46	2.008	39.78	2.077
Check ?	Chk Pass	Chk Pass	Chk Pass	Chk Pass	Chk Pass	Chk Pass	Chk Pass	Chk Pass	Chk Pass
Value									
Range									

Elem	Mo2020	Na5895	Ni2316	P_1774	Pb2203	S_1820	Sb2068	Se1960	Si2124
Units	ppm	ppm	ppm	ppm	ppm	ppm	ppm	ppm	ppm
Avg	**1.985**	**39.72**	**2.030**	F **2.118**	**2.044**	**1.935**	**1.967**	**2.001**	**4.817**
Stddev	.001	.09	.005	.004	.005	.008	.007	.006	.003
%RSD	.0509	.2335	.2638	.2146	.2516	.3980	.3348	.2963	.0516
#1	1.984	39.82	2.034	2.112	2.049	1.934	1.962	1.999	4.815
#2	1.985	39.63	2.032	2.120	2.040	1.943	1.965	1.996	4.818
#3	1.986	39.71	2.024	2.120	2.041	1.928	1.975	2.007	4.820
Check ?	Chk Pass	Chk Pass	Chk Pass	Chk Fail	Chk Pass	Chk Pass	Chk Pass	Chk Pass	Chk Pass
Value				2.000					
Range				5.000%					

Zoom In Zoom Out

Sample Name: icv 1 Acquired: 8/23/2021 9:21:52 Type: QC
Method: SGS 070219(v346) Mode: CONC Corr. Factor: 1.000000
User: admin Custom ID1: Custom ID2: Custom ID3:
Comment:

Elem	Sn1899	Sr4077	Ti3349	Tl1908	V_2924	W_2079	Zn2062	Zr3391
Units	ppm	ppm	ppm	ppm	ppm	ppm	ppm	ppm
Avg	**2.012**	**2.006**	**1.982**	**1.952**	**2.028**	**1.982**	**2.047**	**1.983**
Stddev	.003	.005	.005	.008	.006	.001	.004	.006
%RSD	.1636	.2764	.2351	.4000	.3017	.0589	.1965	.2945
#1	2.011	2.008	1.987	1.960	2.035	1.981	2.052	1.990
#2	2.009	2.000	1.982	1.945	2.024	1.983	2.047	1.981
#3	2.015	2.010	1.978	1.950	2.024	1.983	2.044	1.979
Check ?	Chk Pass	Chk Pass	Chk Pass	Chk Pass	Chk Pass	Chk Pass	Chk Pass	Chk Pass
Value								
Range								

Int. Std.	In2306	Y_3600	Y_3710	Y_2243
Units	Cts/S	Cts/S	Cts/S	Cts/S
Avg	**7445.1**	**84882.**	**6782.3**	**3169.3**
Stddev	19.4	167.	24.7	2.1
%RSD	.26077	.19688	.36480	.06754
#1	7429.6	84707.	6753.8	3168.7
#2	7438.9	84901.	6798.4	3167.5
#3	7466.9	85039.	6794.7	3171.6

Zoom In Zoom Out

Sample Name: ICB 7 Acquired: 8/23/2021 9:27:21 Type: QC
Method: SGS 070219(v346) Mode: CONC Corr. Factor: 1.000000
User: admin Custom ID1: Custom ID2: Custom ID3:
Comment:

Elem	Ag3280	Al3961	As1890	B_2089	Ba4554	Be3130	Bi2230	Ca3179	Cd2288
Units	ppm	ppm	ppm	ppm	ppm	ppm	ppm	ppm	ppm
Avg	**.0002**	**.0027**	**.0000**	**.0018**	**-.0002**	**-.0001**	**-.0001**	**-.0051**	**-.0000**
Stddev	.0004	.0026	.0003	.0008	.0002	.0002	.0011	.0023	.0001
%RSD	206.8	98.32	729.0	43.58	106.2	285.0	1328.	45.00	3341.
#1	-.0001	.0016	.0002	.0019	-.0000	.0000	.0010	-.0035	-.0001
#2	.0007	.0007	.0002	.0025	-.0004	.0001	-.0000	-.0041	-.0000
#3	.0000	.0057	-.0003	.0010	-.0001	-.0003	-.0012	-.0078	.0001
Check ?	Chk Pass	Chk Pass	Chk Pass	Chk Pass	Chk Pass	Chk Pass	Chk Pass	Chk Pass	Chk Pass
High Limit									
Low Limit									

Elem	Ce4040	Co2286	Cr2677	Cu3247	Fe2599	K_7664	Li6707	Mg2790	Mn2576
Units	ppm	ppm	ppm	ppm	ppm	ppm	ppm	ppm	ppm
Avg	**-.0011**	**.0001**	**-.0000**	**-.0002**	**-.0034**	**-.0302**	**.0009**	**-.0173**	**-.0000**
Stddev	.0012	.0002	.0002	.0001	.0049	.0073	.0007	.0045	.0000
%RSD	110.3	247.5	9838.	50.41	144.9	24.27	77.09	26.12	35.08
#1	.0003	.0001	-.0002	-.0003	-.0084	-.0376	.0017	-.0225	-.0000
#2	-.0017	-.0001	.0000	-.0002	.0013	-.0230	.0004	-.0154	-.0000
#3	-.0018	.0002	.0002	-.0001	-.0031	-.0300	.0006	-.0140	-.0000
Check ?	Chk Pass	Chk Pass	Chk Pass	Chk Pass	Chk Pass	Chk Pass	Chk Pass	Chk Pass	Chk Pass
High Limit									
Low Limit									

Elem	Mo2020	Na5895	Ni2316	P_1774	Pb2203	S_1820	Sb2068	Se1960	Si2124
Units	ppm	ppm	ppm	ppm	ppm	ppm	ppm	ppm	ppm
Avg	**.0002**	**-.0746**	**-.0001**	**-.0005**	**-.0009**	**.0001**	**-.0005**	**.0003**	**.0007**
Stddev	.0000	.0059	.0002	.0008	.0004	.0030	.0013	.0017	.0016
%RSD	23.00	7.966	122.2	164.6	48.82	2074.	274.4	587.4	239.9
#1	.0001	-.0788	.0000	.0001	-.0013	.0006	-.0007	.0022	.0021
#2	.0002	-.0772	-.0003	-.0014	-.0004	.0029	.0009	-.0009	-.0011
#3	.0002	-.0678	-.0001	-.0001	-.0011	-.0030	-.0016	-.0005	.0011
Check ?	Chk Pass	Chk Pass	Chk Pass	Chk Pass	Chk Pass	Chk Pass	Chk Pass	Chk Pass	Chk Pass
High Limit									
Low Limit									

Zoom In Zoom Out

Sample Name: ICB 7 Acquired: 8/23/2021 9:27:21 Type: QC
Method: SGS 070219(v346) Mode: CONC Corr. Factor: 1.000000
User: admin Custom ID1: Custom ID2: Custom ID3:
Comment:

Elem	Sn1899	Sr4077	Ti3349	Tl1908	V_2924	W_2079	Zn2062	Zr3391
Units	ppm	ppm	ppm	ppm	ppm	ppm	ppm	ppm
Avg	**-.0007**	**.0001**	**-.0001**	**-.0009**	**-.0003**	**-.0004**	**.0003**	**-.0001**
Stddev	.0008	.0001	.0002	.0009	.0001	.0005	.0001	.0000
%RSD	114.3	106.9	220.1	98.30	37.35	131.1	18.65	53.86
#1	-.0003	.0000	-.0002	-.0004	-.0002	-.0007	.0003	-.0001
#2	-.0016	.0000	-.0002	-.0004	-.0002	.0002	.0004	-.0000
#3	-.0001	.0002	.0002	-.0019	-.0004	-.0006	.0003	-.0001
Check ?	Chk Pass	Chk Pass	Chk Pass	Chk Pass	Chk Pass	Chk Pass	Chk Pass	Chk Pass
High Limit								
Low Limit								

Int. Std.	In2306	Y_3600	Y_3710	Y_2243
Units	Cts/S	Cts/S	Cts/S	Cts/S
Avg	**8265.5**	**88095.**	**6805.8**	**3241.2**
Stddev	13.3	253.	23.1	4.3
%RSD	.16098	.28753	.33997	.13377
#1	8251.1	88345.	6779.2	3238.1
#2	8268.1	88102.	6821.3	3239.3
#3	8277.3	87839.	6816.9	3246.2

Zoom In Zoom Out

Sample Name: iccv 1 Acquired: 8/23/2021 9:33:18 Type: QC
Method: SGS 070219(v346) Mode: CONC Corr. Factor: 1.000000
User: admin Custom ID1: Custom ID2: Custom ID3:
Comment:

Elem	Ag3280	Al3961	As1890	B_2089	Ba4554	Be3130	Bi2230	Ca3179	Cd2288
Units	ppm	ppm	ppm	ppm	ppm	ppm	ppm	ppm	ppm
Avg	**.2498**	**39.67**	**1.977**	**2.007**	**1.991**	**1.998**	**2.010**	**40.51**	**2.011**
Stddev	.0016	.07	.002	.002	.005	.004	.001	.08	.003
%RSD	.6213	.1862	.1036	.1031	.2724	.2063	.0702	.1983	.1400
#1	.2509	39.77	1.977	2.007	1.999	2.003	2.010	40.63	2.013
#2	.2511	39.65	1.979	2.010	1.990	1.996	2.011	40.51	2.014
#3	.2492	39.64	1.974	2.005	1.990	1.994	2.011	40.45	2.009
#4	.2478	39.60	1.977	2.006	1.986	1.997	2.008	40.46	2.008
Check ?	Chk Pass	Chk Pass	Chk Pass	Chk Pass	Chk Pass	Chk Pass	Chk Pass	Chk Pass	Chk Pass
Value									
Range									

Elem	Ce4040	Co2286	Cr2677	Cu3247	Fe2599	K_7664	Li6707	Mg2790	Mn2576
Units	ppm	ppm	ppm	ppm	ppm	ppm	ppm	ppm	ppm
Avg	**2.000**	**1.976**	**2.024**	**1.945**	**40.33**	**39.55**	**1.974**	**39.71**	**2.047**
Stddev	.004	.004	.006	.008	.11	.07	.006	.05	.007
%RSD	.2205	.1923	.2986	.3928	.2770	.1754	.2819	.1293	.3397
#1	2.004	1.980	2.031	1.949	40.48	39.65	1.982	39.64	2.051
#2	2.000	1.979	2.026	1.953	40.30	39.53	1.973	39.74	2.052
#3	2.002	1.971	2.023	1.944	40.33	39.54	1.971	39.72	2.046
#4	1.994	1.975	2.016	1.935	40.22	39.49	1.969	39.75	2.037
Check ?	Chk Pass	Chk Pass	Chk Pass	Chk Pass	Chk Pass	Chk Pass	Chk Pass	Chk Pass	Chk Pass
Value									
Range									

Zoom In Zoom Out

Sample Name: iccv 1 Acquired: 8/23/2021 9:33:18 Type: QC
Method: SGS 070219(v346) Mode: CONC Corr. Factor: 1.000000
User: admin Custom ID1: Custom ID2: Custom ID3:
Comment:

Elem	Mo2020	Na5895	Ni2316	P_1774	Pb2203	S_1820	Sb2068	Se1960	Si2124
Units	ppm	ppm	ppm	ppm	ppm	ppm	ppm	ppm	ppm
Avg	**2.006**	**39.68**	**1.998**	**1.956**	**2.013**	**1.965**	**1.983**	**1.986**	**5.048**
Stddev	.004	.10	.004	.006	.005	.010	.003	.003	.004
%RSD	.1797	.2576	.1803	.2899	.2754	.4996	.1455	.1625	.0780
#1	2.009	39.83	2.002	1.963	2.016	1.959	1.981	1.988	5.042
#2	2.009	39.65	2.001	1.958	2.019	1.979	1.987	1.982	5.048
#3	2.005	39.61	1.995	1.952	2.013	1.965	1.984	1.989	5.050
#4	2.001	39.61	1.995	1.951	2.006	1.958	1.981	1.983	5.051
Check ?	Chk Pass	Chk Pass	Chk Pass	Chk Pass	Chk Pass	Chk Pass	Chk Pass	Chk Pass	Chk Pass
Value									
Range									

Elem	Sn1899	Sr4077	Ti3349	Tl1908	V_2924	W_2079	Zn2062	Zr3391
Units	ppm	ppm	ppm	ppm	ppm	ppm	ppm	ppm
Avg	**2.036**	**1.972**	**1.995**	**2.032**	**1.998**	**1.997**	**2.029**	**1.989**
Stddev	.007	.004	.004	.008	.007	.005	.006	.005
%RSD	.3551	.1763	.1982	.3722	.3689	.2717	.2739	.2780
#1	2.035	1.977	2.000	2.035	2.002	2.000	2.031	1.992
#2	2.046	1.969	1.997	2.042	2.005	2.003	2.034	1.994
#3	2.032	1.971	1.993	2.029	1.998	1.996	2.028	1.987
#4	2.029	1.972	1.991	2.024	1.988	1.991	2.021	1.982
Check ?	Chk Pass	Chk Pass	Chk Pass	Chk Pass	Chk Pass	Chk Pass	Chk Pass	Chk Pass
Value								
Range								

Zoom In Zoom Out

Sample Name: iccv 1 Acquired: 8/23/2021 9:33:18 Type: QC
Method: SGS 070219(v346) Mode: CONC Corr. Factor: 1.000000
User: admin Custom ID1: Custom ID2: Custom ID3:
Comment:

Int. Std.	In2306	Y_3600	Y_3710	Y_2243
Units	Cts/S	Cts/S	Cts/S	Cts/S
Avg	**7468.6**	**84857.**	**6772.4**	**3179.5**
Stddev	13.8	189.	11.4	4.8
%RSD	.18428	.22235	.16831	.15046
#1	7453.5	84644.	6775.9	3175.6
#2	7460.4	84829.	6783.5	3175.8
#3	7480.1	84853.	6773.6	3181.3
#4	7480.5	85103.	6756.5	3185.5

Zoom In Zoom Out

Sample Name: ccb 7 Acquired: 8/23/2021 9:40:57 Type: QC
Method: SGS 070219(v346) Mode: CONC Corr. Factor: 1.000000
User: admin Custom ID1: Custom ID2: Custom ID3:
Comment:

Elem	Ag3280	Al3961	As1890	B_2089	Ba4554	Be3130	Bi2230	Ca3179	Cd2288
Units	ppm	ppm	ppm	ppm	ppm	ppm	ppm	ppm	ppm
Avg	**-.0001**	**.0023**	**-.0003**	**.0020**	**-.0002**	**-.0001**	**.0002**	**-.0018**	**-.0001**
Stddev	.0004	.0117	.0007	.0005	.0002	.0001	.0005	.0012	.0002
%RSD	608.0	501.9	260.7	22.50	89.40	76.95	237.9	65.72	356.7
#1	.0002	.0144	-.0010	.0022	-.0004	-.0000	.0001	-.0030	-.0002
#2	.0001	-.0090	.0004	.0023	.0000	-.0002	-.0002	-.0019	-.0001
#3	-.0005	.0016	-.0002	.0015	-.0004	-.0000	.0008	-.0006	.0002
Check ?	Chk Pass	Chk Pass	Chk Pass	Chk Pass	Chk Pass	Chk Pass	Chk Pass	Chk Pass	Chk Pass
High Limit									
Low Limit									

Elem	Ce4040	Co2286	Cr2677	Cu3247	Fe2599	K_7664	Li6707	Mg2790	Mn2576
Units	ppm	ppm	ppm	ppm	ppm	ppm	ppm	ppm	ppm
Avg	**.0003**	**-.0001**	**.0003**	**-.0002**	**.0002**	**-.0455**	**.0001**	**-.0297**	**-.0000**
Stddev	.0006	.0001	.0001	.0005	.0085	.0172	.0007	.0469	.0000
%RSD	205.6	148.6	37.13	285.8	4690.	37.78	1029.	157.6	118.7
#1	.0005	-.0002	.0003	-.0003	-.0091	-.0593	.0006	.0058	-.0000
#2	.0006	.0001	.0002	.0003	.0078	-.0263	.0003	-.0829	.0000
#3	-.0004	-.0001	.0004	-.0006	.0018	-.0510	-.0007	-.0121	-.0000
Check ?	Chk Pass	Chk Pass	Chk Pass	Chk Pass	Chk Pass	Chk Pass	Chk Pass	Chk Pass	Chk Pass
High Limit									
Low Limit									

Elem	Mo2020	Na5895	Ni2316	P_1774	Pb2203	S_1820	Sb2068	Se1960	Si2124
Units	ppm	ppm	ppm	ppm	ppm	ppm	ppm	ppm	ppm
Avg	**.0002**	**-.0884**	**-.0005**	**.0019**	**-.0006**	**-.0003**	**.0000**	**.0003**	**.0011**
Stddev	.0001	.0060	.0001	.0010	.0004	.0035	.0010	.0009	.0004
%RSD	58.29	6.804	25.83	54.89	61.89	1005.	3018.	308.7	31.36
#1	.0004	-.0948	-.0004	.0030	-.0010	.0032	.0004	.0012	.0012
#2	.0002	-.0828	-.0004	.0010	-.0008	-.0038	.0008	-.0005	.0015
#3	.0001	-.0875	-.0006	.0017	-.0002	-.0005	-.0011	.0001	.0008
Check ?	Chk Pass	Chk Pass	Chk Pass	Chk Pass	Chk Pass	Chk Pass	Chk Pass	Chk Pass	Chk Pass
High Limit									
Low Limit									

Zoom In Zoom Out

Sample Name: ccb 7 Acquired: 8/23/2021 9:40:57 Type: QC
Method: SGS 070219(v346) Mode: CONC Corr. Factor: 1.000000
User: admin Custom ID1: Custom ID2: Custom ID3:
Comment:

Elem	Sn1899	Sr4077	Ti3349	Tl1908	V_2924	W_2079	Zn2062	Zr3391
Units	ppm	ppm	ppm	ppm	ppm	ppm	ppm	ppm
Avg	**.0000**	**.0000**	**-.0001**	**-.0005**	**-.0000**	**.0001**	**.0003**	**.0001**
Stddev	.0003	.0000	.0002	.0013	.0001	.0002	.0001	.0000
%RSD	958.8	906.9	224.7	248.0	4318.	308.2	32.08	32.92
#1	.0004	-.0000	.0001	.0009	.0000	.0003	.0003	.0000
#2	-.0002	.0000	-.0004	-.0010	.0001	-.0000	.0004	.0001
#3	-.0001	.0000	-.0000	-.0015	-.0001	-.0001	.0002	.0001
Check ?	Chk Pass	Chk Pass	Chk Pass	Chk Pass	Chk Pass	Chk Pass	Chk Pass	Chk Pass
High Limit								
Low Limit								

Int. Std.	In2306	Y_3600	Y_3710	Y_2243
Units	Cts/S	Cts/S	Cts/S	Cts/S
Avg	**8257.5**	**88330.**	**6869.7**	**3236.4**
Stddev	10.9	51.	35.6	3.6
%RSD	.13192	.05718	.51868	.11252
#1	8269.7	88306.	6868.9	3240.6
#2	8254.3	88296.	6834.5	3234.1
#3	8248.6	88388.	6905.8	3234.4

Zoom In Zoom Out

Sample Name: CRI Acquired: 8/23/2021 9:45:25 Type: QC
Method: SGS 070219(v346) Mode: CONC Corr. Factor: 1.000000
User: admin Custom ID1: Custom ID2: Custom ID3:
Comment:

Elem	Ag3280	Al3961	As1890	B_2089	Ba4554	Be3130	Bi2230	Ca3179	Cd2288
Units	ppm	ppm	ppm	ppm	ppm	ppm	ppm	ppm	ppm
Avg	**.0049**	**.2118**	**.0074**	**.1037**	**.2044**	**.0021**	**.0185**	**5.328**	**.0034**
Stddev	.0002	.0037	.0007	.0008	.0005	.0001	.0008	.011	.0002
%RSD	4.259	1.756	9.497	.7637	.2366	5.525	4.527	.2041	5.235
#1	.0049	.2099	.0074	.1046	.2050	.0021	.0182	5.340	.0035
#2	.0047	.2161	.0082	.1032	.2041	.0022	.0178	5.325	.0032
#3	.0051	.2095	.0068	.1034	.2042	.0019	.0194	5.318	.0033
Check ?	Chk Pass	Chk Pass	Chk Pass	Chk Pass	Chk Pass	Chk Pass	Chk Pass	Chk Pass	Chk Pass
Value									
Range									

Elem	Ce4040	Co2286	Cr2677	Cu3247	Fe2599	K_7664	Li6707	Mg2790	Mn2576
Units	ppm	ppm	ppm	ppm	ppm	ppm	ppm	ppm	ppm
Avg	**.0038**	**.0504**	**.0110**	**.0102**	**.1096**	**5.030**	**.0469**	**5.184**	**.0163**
Stddev	.0010	.0003	.0002	.0001	.0057	.018	.0006	.040	.0000
%RSD	25.69	.6391	1.579	1.401	5.230	.3673	1.179	.7763	.2068
#1	.0049	.0500	.0112	.0101	.1045	5.036	.0463	5.164	.0162
#2	.0035	.0506	.0108	.0104	.1158	5.045	.0473	5.231	.0163
#3	.0030	.0505	.0109	.0102	.1086	5.009	.0471	5.159	.0163
Check ?	None	Chk Pass	Chk Pass	Chk Pass	Chk Pass	Chk Pass	Chk Pass	Chk Pass	Chk Pass
Value									
Range									

Elem	Mo2020	Na5895	Ni2316	P_1774	Pb2203	S_1820	Sb2068	Se1960	Si2124
Units	ppm	ppm	ppm	ppm	ppm	ppm	ppm	ppm	ppm
Avg	**.0215**	**5.090**	**.0100**	**.0476**	**.0030**	**.0444**	**.0071**	**.0107**	**.2084**
Stddev	.0001	.019	.0002	.0016	.0006	.0020	.0005	.0009	.0010
%RSD	.4197	.3735	2.410	3.333	20.78	4.452	6.674	8.062	.4571
#1	.0216	5.111	.0098	.0483	.0024	.0460	.0075	.0114	.2084
#2	.0214	5.083	.0101	.0458	.0036	.0422	.0066	.0109	.2074
#3	.0216	5.075	.0102	.0488	.0029	.0451	.0072	.0097	.2093
Check ?	Chk Pass	Chk Pass	Chk Pass	Chk Pass	Chk Pass	Chk Pass	Chk Pass	Chk Pass	Chk Pass
Value									
Range									

Zoom In Zoom Out

Sample Name: CRI Acquired: 8/23/2021 9:45:25 Type: QC
Method: SGS 070219(v346) Mode: CONC Corr. Factor: 1.000000
User: admin Custom ID1: Custom ID2: Custom ID3:
Comment:

Elem	Sn1899	Sr4077	Ti3349	Tl1908	V_2924	W_2079	Zn2062	Zr3391
Units	ppm	ppm	ppm	ppm	ppm	ppm	ppm	ppm
Avg	**.0101**	**.0101**	**.0101**	**.0116**	**.0517**	**.0528**	**.0228**	**.0113**
Stddev	.0004	.0000	.0001	.0007	.0002	.0007	.0001	.0002
%RSD	4.158	.3934	1.347	6.061	.3080	1.234	.4535	1.387
#1	.0097	.0101	.0100	.0122	.0517	.0536	.0228	.0115
#2	.0104	.0101	.0102	.0118	.0518	.0523	.0226	.0112
#3	.0104	.0101	.0100	.0108	.0515	.0525	.0228	.0113
Check ?	Chk Pass	Chk Pass	Chk Pass	Chk Pass	Chk Pass	Chk Pass	Chk Pass	Chk Pass
Value								
Range								

Int. Std.	In2306	Y_3600	Y_3710	Y_2243
Units	Cts/S	Cts/S	Cts/S	Cts/S
Avg	**8073.7**	**87231.**	**6800.3**	**3215.3**
Stddev	20.6	111.	34.8	8.0
%RSD	.25472	.12714	.51161	.25005
#1	8095.4	87160.	6807.8	3222.8
#2	8071.4	87174.	6762.4	3216.3
#3	8054.4	87359.	6830.8	3206.8

Zoom In Zoom Out

Sample Name: CRID Acquired: 8/23/2021 9:50:34 Type: QC
Method: SGS 070219(v346) Mode: CONC Corr. Factor: 1.000000
User: admin Custom ID1: Custom ID2: Custom ID3:
Comment:

Elem	Ag3280	Al3961	As1890	B_2089	Ba4554	Be3130	Bi2230	Ca3179
Units	ppm	ppm	ppm	ppm	ppm	ppm	ppm	ppm
Avg	F **.0001**	**.1156**	**.0025**	F **.0001**	**.0040**	**.0010**	F **-.0007**	**1.081**
Stddev	.0003	.0123	.0010	.0004	.0001	.0001	.0004	.008
%RSD	180.4	10.66	40.47	362.5	1.581	5.743	55.74	.7616
#1	.0004	.1298	.0015	.0001	.0040	.0010	-.0005	1.090
#2	-.0000	.1093	.0035	.0005	.0039	.0009	-.0011	1.074
#3	-.0000	.1076	.0026	-.0003	.0041	.0010	-.0005	1.080
Check ?	Chk Fail	Chk Pass	Chk Pass	Chk Fail	Chk Pass	Chk Pass	Chk Fail	Chk Pass
Value	.0020			.0100			.0040	
Range	-30.00%			-30.00%			-30.00%	

Elem	Cd2288	Ce4040	Co2286	Cr2677	Cu3247	Fe2599	K_7664	Li6707
Units	ppm	ppm	ppm	ppm	ppm	ppm	ppm	ppm
Avg	**.0011**	**.0000**	**.0029**	**.0023**	F **.0000**	**-.0007**	**2.028**	F **-.0002**
Stddev	.0001	.0028	.0001	.0006	.0001	.0051	.014	.0002
%RSD	11.43	6910.	2.370	23.80	310.9	677.0	.6647	112.0
#1	.0012	.0027	.0029	.0028	-.0000	-.0041	2.018	-.0001
#2	.0011	-.0030	.0030	.0025	.0002	.0051	2.043	-.0004
#3	.0009	.0004	.0028	.0017	-.0000	-.0032	2.023	-.0000
Check ?	Chk Pass	None	Chk Pass	Chk Pass	Chk Fail	None	Chk Pass	Chk Fail
Value					.0020			.0040
Range					-30.00%			-30.00%

Elem	Mg2790	Mn2576	Mo2020	Na5895	Ni2316	P_1774	Pb2203	S_1820
Units	ppm	ppm	ppm	ppm	ppm	ppm	ppm	ppm
Avg	**.0805**	**.0033**	**.0000**	**.9513**	**.0039**	F **-.0010**	F **-.0004**	F **.0003**
Stddev	.0404	.0000	.0000	.0092	.0001	.0004	.0001	.0012
%RSD	50.20	.3364	749.1	.9682	2.578	37.35	17.24	336.4
#1	.0513	.0033	-.0000	.9540	.0039	-.0013	-.0005	.0015
#2	.0635	.0033	.0000	.9410	.0038	-.0006	-.0004	-.0008
#3	.1266	.0033	.0000	.9588	.0040	-.0011	-.0004	.0004
Check ?	Chk Pass	Chk Pass	None	Chk Pass	Chk Pass	Chk Fail	Chk Fail	Chk Fail
Value						.0040	.0025	.0040
Range						-30.00%	-30.00%	-30.00%

Zoom In Zoom Out

Sample Name: CRID Acquired: 8/23/2021 9:50:34 Type: QC
Method: SGS 070219(v346) Mode: CONC Corr. Factor: 1.000000
User: admin Custom ID1: Custom ID2: Custom ID3:
Comment:

Elem	Sb2068	Se1960	Si2124	Sn1899	Sr4077	Ti3349	Tl1908	V_2924
Units	ppm	ppm	ppm	ppm	ppm	ppm	ppm	ppm
Avg	F **.0000**	**.0053**	**.0001**	**-.0006**	**.0000**	**-.0005**	**.0024**	**.0018**
Stddev	.0008	.0006	.0004	.0002	.0000	.0001	.0003	.0002
%RSD	17030.	10.53	299.3	30.66	247.5	22.49	11.30	12.76
#1	.0008	.0047	.0004	-.0004	-.0000	-.0004	.0027	.0020
#2	-.0002	.0056	.0003	-.0006	.0000	-.0005	.0022	.0015
#3	-.0006	.0057	-.0003	-.0007	.0000	-.0006	.0023	.0019
Check ?	Chk Fail	Chk Pass	None	None	None	None	Chk Pass	Chk Pass
Value	.0030							
Range	-30.00%							

Elem	W_2079	Zn2062	Zr3391
Units	ppm	ppm	ppm
Avg	F **-.0004**	**.0119**	F **-.0000**
Stddev	.0002	.0001	.0000
%RSD	54.97	.8759	50.62
#1	-.0006	.0120	-.0001
#2	-.0003	.0118	-.0000
#3	-.0003	.0119	-.0000
Check ?	Chk Fail	Chk Pass	Chk Fail
Value	.0040		.0040
Range	-30.00%		-30.00%

Int. Std.	In2306	Y_3600	Y_3710	Y_2243
Units	Cts/S	Cts/S	Cts/S	Cts/S
Avg	**8204.1**	**87703.**	**6813.3**	**3227.7**
Stddev	10.9	273.	40.7	6.8
%RSD	.13320	.31135	.59803	.21053
#1	8216.6	88000.	6809.8	3231.0
#2	8196.6	87644.	6855.7	3232.2
#3	8199.0	87464.	6774.4	3219.8

Zoom In Zoom Out

Sample Name: emptyconf Acquired: 8/23/2021 9:55:45 Type: QC
Method: SGS 070219(v346) Mode: CONC Corr. Factor: 1.000000
User: admin Custom ID1: Custom ID2: Custom ID3:
Comment:

Elem	Ag3280	Al3961	As1890	B_2089	Ba4554	Be3130	Bi2230	Ca3179
Units	ppm	ppm	ppm	ppm	ppm	ppm	ppm	ppm
Avg	**-.0013**	F **.0101**	**.0018**	**-.0027**	**-.0014**	**-.0003**	**.0025**	F **-.0077**
Stddev	.0000	.0039	.0001	.0001	.0001	.0000	.0003	.0014
%RSD	1.556	38.37	2.802	2.829	9.496	16.83	13.55	18.61
#1	-.0013	.0121	.0018	-.0027	-.0014	-.0002	.0024	-.0087
#2	-.0013	.0057	.0018	-.0026	-.0013	-.0003	.0029	-.0084
#3	-.0013	.0127	.0019	-.0028	-.0016	-.0003	.0023	-.0061
Check ?	Chk Pass	Chk Fail	Chk Pass	Chk Pass	Chk Pass	Chk Pass	Chk Pass	Chk Fail
High Limit		600.0						480.0
Low Limit		400.0						320.0

Elem	Cd2288	Ce4040	Co2286	Cr2677	Cu3247	Fe2599	K_7664	Li6707
Units	ppm	ppm	ppm	ppm	ppm	ppm	ppm	ppm
Avg	**-.0003**	**-.0078**	**.0003**	**.0003**	**-.0004**	F **-.0046**	**-.1045**	**-.0019**
Stddev	.0001	.0008	.0001	.0001	.0000	.0007	.0018	.0006
%RSD	25.53	10.23	22.90	30.83	10.79	15.68	1.720	30.72
#1	-.0002	-.0085	.0002	.0004	-.0003	-.0038	-.1045	-.0026
#2	-.0003	-.0069	.0004	.0002	-.0004	-.0050	-.1027	-.0016
#3	-.0003	-.0080	.0003	.0002	-.0004	-.0050	-.1063	-.0015
Check ?	Chk Pass	None	Chk Pass	Chk Pass	Chk Pass	Chk Fail	Chk Pass	Chk Pass
High Limit						240.0		
Low Limit						160.0		

Elem	Mg2790	Mn2576	Mo2020	Na5895	Ni2316	P_1774	Pb2203	S_1820
Units	ppm	ppm	ppm	ppm	ppm	ppm	ppm	ppm
Avg	F **.0166**	**-.0001**	**-.0003**	**-.2284**	**-.0001**	**-.0115**	**.0002**	**.0122**
Stddev	.0150	.0000	.0001	.0024	.0000	.0004	.0002	.0008
%RSD	90.92	19.29	30.21	1.055	30.73	3.556	147.5	6.294
#1	.0184	-.0001	-.0002	-.2282	-.0001	-.0111	-.0001	.0128
#2	.0306	-.0001	-.0004	-.2262	-.0001	-.0116	.0004	.0126
#3	.0007	-.0001	-.0004	-.2310	-.0002	-.0119	.0002	.0114
Check ?	Chk Fail	Chk Pass	Chk Pass	Chk Pass	Chk Pass	Chk Pass	Chk Pass	Chk Pass
High Limit	600.0							
Low Limit	400.0							

Zoom In Zoom Out

Sample Name: emptyconf Acquired: 8/23/2021 9:55:45 Type: QC
Method: SGS 070219(v346) Mode: CONC Corr. Factor: 1.000000
User: admin Custom ID1: Custom ID2: Custom ID3:
Comment:

Elem	Sb2068	Se1960	Si2124	Sn1899	Sr4077	Ti3349	Tl1908	V_2924
Units	ppm	ppm	ppm	ppm	ppm	ppm	ppm	ppm
Avg	**.0008**	**-.0012**	**-.0099**	**-.0010**	**.0000**	**-.0002**	**.0015**	**-.0000**
Stddev	.0002	.0003	.0001	.0000	.0000	.0001	.0002	.0000
%RSD	26.81	22.47	1.313	1.620	41.92	39.29	15.66	103.2
#1	.0009	-.0014	-.0097	-.0010	.0001	-.0002	.0012	-.0001
#2	.0006	-.0009	-.0099	-.0010	.0000	-.0001	.0016	.0000
#3	.0010	-.0012	-.0100	-.0011	.0001	-.0001	.0016	-.0001
Check ?	Chk Pass	Chk Pass	Chk Pass	Chk Pass	Chk Pass	Chk Pass	Chk Pass	Chk Pass
High Limit								
Low Limit								

Elem	W_2079	Zn2062	Zr3391
Units	ppm	ppm	ppm
Avg	**-.0027**	**-.0001**	**.0001**
Stddev	.0002	.0000	.0000
%RSD	7.538	11.28	28.02
#1	-.0025	-.0001	.0002
#2	-.0027	-.0001	.0001
#3	-.0029	-.0001	.0001
Check ?	Chk Pass	Chk Pass	Chk Pass
High Limit			
Low Limit			

Int. Std.	In2306	Y_3600	Y_3710	Y_2243
Units	Cts/S	Cts/S	Cts/S	Cts/S
Avg	**30003.**	**289680.**	**16377.**	**12676.**
Stddev	79.	3279.	110.	38.
%RSD	.26447	1.1318	.66932	.29692
#1	29958.	287920.	16337.	12661.
#2	29956.	293470.	16294.	12648.
#3	30094.	287660.	16501.	12719.

Zoom In Zoom Out

Sample Name: ICSABconf Acquired: 8/23/2021 10:01:00 Type: QC
Method: SGS 070219(v346) Mode: CONC Corr. Factor: 1.000000
User: admin Custom ID1: Custom ID2: Custom ID3:
Comment:

Elem	Ag3280	Al3961	As1890	B_2089	Ba4554	Be3130	Bi2230	Ca3179	Cd2288
Units	ppm	ppm	ppm	ppm	ppm	ppm	ppm	ppm	ppm
Avg	**1.024**	**508.7**	**.9868**	**.4800**	**.5123**	**.5056**	**.4988**	**390.6**	**1.061**
Stddev	.001	.3	.0033	.0005	.0006	.0009	.0023	.2	.001
%RSD	.0577	.0624	.3321	.0960	.1083	.1871	.4639	.0557	.1207
#1	1.024	509.0	.9832	.4798	.5128	.5067	.4966	390.4	1.060
#2	1.025	508.4	.9895	.4806	.5117	.5049	.5012	390.8	1.062
#3	1.024	508.7	.9877	.4797	.5123	.5051	.4987	390.7	1.062
Check ?	Chk Pass	Chk Pass	Chk Pass	Chk Pass	Chk Pass	Chk Pass	Chk Pass	Chk Pass	Chk Pass
Value									
Range									

Elem	Ce4040	Co2286	Cr2677	Cu3247	Fe2599	K_7664	Li6707	Mg2790	Mn2576
Units	ppm	ppm	ppm	ppm	ppm	ppm	ppm	ppm	ppm
Avg	**.6087**	**.4917**	**.4875**	**.5150**	**196.0**	**.1594**	**.4824**	**503.4**	**.5139**
Stddev	.0024	.0019	.0013	.0006	.1	.0030	.0003	.8	.0001
%RSD	.3922	.3931	.2609	.1215	.0283	1.899	.0698	.1641	.0237
#1	.6105	.4899	.4862	.5157	196.1	.1627	.4820	503.8	.5140
#2	.6095	.4915	.4888	.5147	196.0	.1589	.4824	504.0	.5140
#3	.6060	.4938	.4875	.5145	196.0	.1567	.4827	502.5	.5138
Check ?	None	Chk Pass	Chk Pass	Chk Pass	Chk Pass	None	Chk Pass	Chk Pass	Chk Pass
Value									
Range									

Elem	Mo2020	Na5895	Ni2316	P_1774	Pb2203	S_1820	Sb2068	Se1960	Si2124
Units	ppm	ppm	ppm	ppm	ppm	ppm	ppm	ppm	ppm
Avg	**.4556**	**.0222**	**.9959**	**.4991**	**.9918**	**.4524**	**.9849**	**.9031**	**.5071**
Stddev	.0011	.0062	.0027	.0011	.0025	.0039	.0047	.0023	.0011
%RSD	.2360	27.96	.2719	.2231	.2490	.8554	.4754	.2539	.2221
#1	.4550	.0167	.9928	.4981	.9890	.4508	.9795	.9018	.5082
#2	.4549	.0289	.9969	.5003	.9937	.4568	.9879	.9018	.5059
#3	.4568	.0210	.9980	.4990	.9927	.4495	.9873	.9058	.5072
Check ?	Chk Pass	None	Chk Pass	Chk Pass	Chk Pass	Chk Pass	Chk Pass	Chk Pass	Chk Pass
Value									
Range									

Zoom In Zoom Out

Sample Name: ICSABconf Acquired: 8/23/2021 10:01:00 Type: QC
Method: SGS 070219(v346) Mode: CONC Corr. Factor: 1.000000
User: admin Custom ID1: Custom ID2: Custom ID3:
Comment:

Elem	Sn1899	Sr4077	Ti3349	Tl1908	V_2924	W_2079	Zn2062	Zr3391
Units	ppm	ppm	ppm	ppm	ppm	ppm	ppm	ppm
Avg	**.4672**	**.4937**	**.4979**	**.8934**	**.4954**	**.4854**	**.9863**	**.4609**
Stddev	.0015	.0009	.0020	.0013	.0007	.0022	.0021	.0006
%RSD	.3215	.1761	.4090	.1425	.1348	.4509	.2116	.1400
#1	.4657	.4946	.4994	.8925	.4947	.4866	.9845	.4604
#2	.4673	.4929	.4956	.8928	.4957	.4868	.9859	.4607
#3	.4687	.4936	.4988	.8948	.4959	.4829	.9886	.4617
Check ?	Chk Pass	Chk Pass	Chk Pass	Chk Pass	Chk Pass	Chk Pass	Chk Pass	Chk Pass
Value								
Range								

Int. Std.	In2306	Y_3600	Y_3710	Y_2243
Units	Cts/S	Cts/S	Cts/S	Cts/S
Avg	**6559.3**	**78397.**	**6549.5**	**2945.3**
Stddev	5.8	79.	27.6	2.8
%RSD	.08888	.10121	.42091	.09544
#1	6565.6	78475.	6578.8	2946.1
#2	6557.9	78401.	6524.1	2947.6
#3	6554.2	78316.	6545.6	2942.1

Zoom In Zoom Out

Sample Name: icsa Acquired: 8/23/2021 10:07:46 Type: QC
Method: SGS 070219(v346) Mode: CONC Corr. Factor: 1.000000
User: admin Custom ID1: Custom ID2: Custom ID3:
Comment:

Elem	Ag3280	Al3961	As1890	B_2089	Ba4554	Be3130	Bi2230	Ca3179	Cd2288
Units	ppm	ppm	ppm	ppm	ppm	ppm	ppm	ppm	ppm
Avg	**.0016**	**508.6**	**-.0010**	**-.0066**	**.1047**	**.0003**	**.0035**	**388.9**	**.0026**
Stddev	.0001	1.0	.0007	.0003	.0003	.0001	.0003	.7	.0003
%RSD	7.989	.1984	70.80	4.612	.2732	25.74	9.807	.1765	10.19
#1	.0017	507.8	-.0016	-.0063	.1043	.0004	.0031	388.4	.0029
#2	.0014	508.3	-.0011	-.0069	.1048	.0004	.0038	388.7	.0024
#3	.0016	509.7	-.0002	-.0066	.1049	.0002	.0036	389.7	.0025
Check ?	Chk Pass	Chk Pass	Chk Pass	Chk Pass	Chk Pass	Chk Pass	Chk Pass	Chk Pass	Chk Pass
High Limit									
Low Limit									

Elem	Ce4040	Co2286	Cr2677	Cu3247	Fe2599	K_7664	Li6707	Mg2790	Mn2576
Units	ppm	ppm	ppm	ppm	ppm	ppm	ppm	ppm	ppm
Avg	**.1187**	**.0001**	**-.0020**	**.0064**	**195.6**	**.1412**	**-.0159**	**501.7**	**-.0004**
Stddev	.0022	.0003	.0001	.0007	.5	.0041	.0011	.8	.0001
%RSD	1.893	361.6	2.924	11.32	.2507	2.888	6.897	.1617	13.56
#1	.1184	-.0002	-.0020	.0065	195.4	.1408	-.0148	501.2	-.0004
#2	.1166	.0003	-.0021	.0057	195.2	.1373	-.0158	501.3	-.0005
#3	.1211	.0001	-.0020	.0071	196.1	.1454	-.0170	502.7	-.0004
Check ?	None	Chk Pass	Chk Pass	Chk Pass	Chk Pass	Chk Pass	Chk Pass	Chk Pass	Chk Pass
High Limit									
Low Limit									

Elem	Mo2020	Na5895	Ni2316	P_1774	Pb2203	S_1820	Sb2068	Se1960	Si2124
Units	ppm	ppm	ppm	ppm	ppm	ppm	ppm	ppm	ppm
Avg	**-.0013**	**-.0013**	**-.0011**	**.0150**	**.0020**	**.0091**	**.0003**	**-.0083**	**-.0046**
Stddev	.0006	.0064	.0003	.0006	.0040	.0038	.0023	.0023	.0033
%RSD	44.66	504.7	22.64	4.079	206.0	41.61	781.7	27.50	71.90
#1	-.0019	.0028	-.0010	.0156	.0066	.0069	.0025	-.0103	-.0055
#2	-.0011	-.0086	-.0009	.0152	-.0001	.0135	.0005	-.0058	-.0074
#3	-.0008	.0020	-.0014	.0144	-.0007	.0070	-.0021	-.0087	-.0009
Check ?	Chk Pass	Chk Pass	Chk Pass	Chk Pass	Chk Pass	Chk Pass	Chk Pass	Chk Pass	Chk Pass
High Limit									
Low Limit									

Zoom In Zoom Out

Sample Name: icsa Acquired: 8/23/2021 10:07:46 Type: QC
Method: SGS 070219(v346) Mode: CONC Corr. Factor: 1.000000
User: admin Custom ID1: Custom ID2: Custom ID3:
Comment:

Elem	Sn1899	Sr4077	Ti3349	Tl1908	V_2924	W_2079	Zn2062	Zr3391
Units	ppm	ppm	ppm	ppm	ppm	ppm	ppm	ppm
Avg	**.0003**	**.0013**	**-.0010**	**-.0067**	**.0016**	**.0113**	**.0078**	**.0015**
Stddev	.0012	.0001	.0003	.0011	.0002	.0010	.0003	.0002
%RSD	389.7	4.791	32.91	16.21	11.70	8.525	4.004	15.75
#1	-.0009	.0014	-.0012	-.0061	.0015	.0109	.0081	.0016
#2	.0003	.0013	-.0006	-.0079	.0018	.0124	.0076	.0012
#3	.0015	.0014	-.0013	-.0060	.0014	.0106	.0076	.0016
Check ?	Chk Pass	Chk Pass	Chk Pass	Chk Pass	Chk Pass	Chk Pass	Chk Pass	Chk Pass
High Limit								
Low Limit								

Int. Std.	In2306	Y_3600	Y_3710	Y_2243
Units	Cts/S	Cts/S	Cts/S	Cts/S
Avg	**6559.3**	**78457.**	**6540.8**	**2949.5**
Stddev	15.9	28.	6.6	8.1
%RSD	.24208	.03623	.10081	.27303
#1	6541.7	78465.	6548.3	2940.2
#2	6563.6	78426.	6538.1	2954.4
#3	6572.6	78481.	6535.9	2954.0

Zoom In Zoom Out

Sample Name: ICSAB Acquired: 8/23/2021 10:12:48 Type: QC
Method: SGS 070219(v346) Mode: CONC Corr. Factor: 1.000000
User: admin Custom ID1: Custom ID2: Custom ID3:
Comment:

Elem	Ag3280	Al3961	As1890	B_2089	Ba4554	Be3130	Bi2230	Ca3179	Cd2288
Units	ppm	ppm	ppm	ppm	ppm	ppm	ppm	ppm	ppm
Avg	**1.029**	**507.8**	**.9764**	**.4773**	**.5114**	**.5048**	**.4932**	**389.9**	**1.056**
Stddev	.001	1.0	.0030	.0018	.0014	.0013	.0023	1.0	.004
%RSD	.1153	.2009	.3042	.3863	.2781	.2603	.4602	.2598	.3921
#1	1.028	507.0	.9798	.4795	.5103	.5057	.4954	389.0	1.060
#2	1.027	507.4	.9751	.4762	.5109	.5033	.4935	389.7	1.055
#3	1.030	508.9	.9742	.4764	.5130	.5054	.4908	391.0	1.051
Check ?	Chk Pass	Chk Pass	Chk Pass	Chk Pass	Chk Pass	Chk Pass	Chk Pass	Chk Pass	Chk Pass
Value									
Range									

Elem	Ce4040	Co2286	Cr2677	Cu3247	Fe2599	K_7664	Li6707	Mg2790	Mn2576
Units	ppm	ppm	ppm	ppm	ppm	ppm	ppm	ppm	ppm
Avg	**.6079**	**.4892**	**.4889**	**.5186**	**195.5**	**.1356**	**.4790**	**501.8**	**.5160**
Stddev	.0019	.0015	.0007	.0013	.4	.0157	.0006	1.4	.0006
%RSD	.3190	.3027	.1379	.2572	.2158	11.61	.1353	.2785	.1151
#1	.6057	.4891	.4891	.5182	195.3	.1392	.4782	501.2	.5154
#2	.6093	.4906	.4894	.5176	195.3	.1492	.4792	500.9	.5165
#3	.6088	.4877	.4881	.5201	196.0	.1184	.4795	503.4	.5162
Check ?	None	Chk Pass	Chk Pass	Chk Pass	Chk Pass	None	Chk Pass	Chk Pass	Chk Pass
Value									
Range									

Elem	Mo2020	Na5895	Ni2316	P_1774	Pb2203	S_1820	Sb2068	Se1960	Si2124
Units	ppm	ppm	ppm	ppm	ppm	ppm	ppm	ppm	ppm
Avg	**.4515**	**-.0210**	**.9933**	**.5086**	**.9905**	**.4461**	**.9754**	**.8918**	**.5043**
Stddev	.0018	.0058	.0020	.0052	.0040	.0010	.0064	.0012	.0024
%RSD	.3953	27.49	.2054	1.032	.4004	.2164	.6613	.1393	.4783
#1	.4535	-.0197	.9928	.5089	.9910	.4466	.9828	.8921	.5070
#2	.4511	-.0160	.9955	.5033	.9942	.4467	.9724	.8905	.5031
#3	.4500	-.0273	.9915	.5137	.9863	.4450	.9709	.8929	.5027
Check ?	Chk Pass	None	Chk Pass	Chk Pass	Chk Pass	Chk Pass	Chk Pass	Chk Pass	Chk Pass
Value									
Range									

Zoom In Zoom Out

Sample Name: ICSAB Acquired: 8/23/2021 10:12:48 Type: QC
Method: SGS 070219(v346) Mode: CONC Corr. Factor: 1.000000
User: admin Custom ID1: Custom ID2: Custom ID3:
Comment:

Elem	Sn1899	Sr4077	Ti3349	Tl1908	V_2924	W_2079	Zn2062	Zr3391
Units	ppm	ppm	ppm	ppm	ppm	ppm	ppm	ppm
Avg	**.4631**	**.4914**	**.4972**	**.8324**	**.4986**	**.4843**	**.9803**	**.4652**
Stddev	.0028	.0012	.0014	.0074	.0015	.0025	.0040	.0011
%RSD	.6038	.2413	.2842	.8837	.2991	.5150	.4117	.2263
#1	.4661	.4914	.4961	.8408	.4978	.4872	.9816	.4641
#2	.4606	.4901	.4988	.8289	.5003	.4831	.9835	.4656
#3	.4624	.4925	.4966	.8274	.4977	.4826	.9758	.4661
Check ?	Chk Pass	Chk Pass	Chk Pass	Chk Pass	Chk Pass	Chk Pass	Chk Pass	Chk Pass
Value								
Range								

Int. Std.	In2306	Y_3600	Y_3710	Y_2243
Units	Cts/S	Cts/S	Cts/S	Cts/S
Avg	**6584.8**	**78265.**	**6568.3**	**2959.2**
Stddev	10.3	135.	13.4	7.0
%RSD	.15600	.17260	.20359	.23790
#1	6580.3	78419.	6566.4	2952.8
#2	6577.6	78169.	6582.5	2958.0
#3	6596.6	78206.	6556.0	2966.7

Zoom In Zoom Out

Sample Name: HSTD Acquired: 8/23/2021 10:17:36 Type: QC
Method: SGS 070219(v346) Mode: CONC Corr. Factor: 1.000000
User: admin Custom ID1: Custom ID2: Custom ID3:
Comment:

Elem	Ag3280	Al3961	As1890	B_2089	Ba4554	Be3130	Bi2230	Ca3179	Cd2288
Units	ppm	ppm	ppm	ppm	ppm	ppm	ppm	ppm	ppm
Avg	**.6146**	**.1451**	**7.994**	**8.242**	**8.082**	**8.240**	**8.181**	**-.1327**	**7.724**
Stddev	.0006	.0086	.025	.017	.009	.010	.029	.0043	.007
%RSD	.1013	5.902	.3137	.2032	.1156	.1254	.3533	3.227	.0902
#1	.6148	.1356	8.005	8.250	8.080	8.237	8.196	-.1288	7.724
#2	.6151	.1522	8.012	8.253	8.075	8.230	8.200	-.1320	7.731
#3	.6139	.1474	7.965	8.223	8.093	8.251	8.148	-.1373	7.717
Check ?	Chk Pass	None	Chk Pass	Chk Pass	Chk Pass	Chk Pass	Chk Pass	None	Chk Pass
Value									
Range									

Elem	Ce4040	Co2286	Cr2677	Cu3247	Fe2599	K_7664	Li6707	Mg2790	Mn2576
Units	ppm	ppm	ppm	ppm	ppm	ppm	ppm	ppm	ppm
Avg	**.5231**	**8.049**	**8.487**	**8.374**	**.0198**	**.1627**	**8.129**	**-.1716**	**8.298**
Stddev	.0010	.011	.014	.004	.0053	.0169	.013	.0229	.010
%RSD	.1962	.1375	.1621	.0534	27.04	10.42	.1629	13.35	.1211
#1	.5240	8.052	8.501	8.370	.0207	.1431	8.122	-.1958	8.308
#2	.5219	8.059	8.487	8.379	.0246	.1733	8.120	-.1503	8.298
#3	.5232	8.037	8.474	8.373	.0140	.1716	8.144	-.1687	8.288
Check ?	None	Chk Pass	Chk Pass	Chk Pass	None	None	Chk Pass	None	Chk Pass
Value									
Range									

Elem	Mo2020	Na5895	Ni2316	P_1774	Pb2203	S_1820	Sb2068	Se1960	Si2124
Units	ppm	ppm	ppm	ppm	ppm	ppm	ppm	ppm	ppm
Avg	**8.201**	**-.0317**	**8.033**	**8.358**	**8.142**	**100.0**	**8.101**	**8.142**	**25.14**
Stddev	.019	.0032	.014	.082	.009	.3	.018	.022	.04
%RSD	.2355	10.08	.1761	.9860	.1047	.2978	.2273	.2662	.1651
#1	8.213	-.0331	8.040	8.438	8.150	100.2	8.116	8.156	25.16
#2	8.212	-.0281	8.042	8.361	8.143	100.2	8.106	8.153	25.17
#3	8.179	-.0340	8.016	8.274	8.134	99.68	8.080	8.117	25.09
Check ?	Chk Pass	None	Chk Pass	Chk Pass	Chk Pass	Chk Pass	Chk Pass	Chk Pass	Chk Pass
Value									
Range									

Zoom In Zoom Out

Sample Name: HSTD Acquired: 8/23/2021 10:17:36 Type: QC
Method: SGS 070219(v346) Mode: CONC Corr. Factor: 1.000000
User: admin Custom ID1: Custom ID2: Custom ID3:
Comment:

Elem	Sn1899	Sr4077	Ti3349	Tl1908	V_2924	W_2079	Zn2062	Zr3391
Units	ppm	ppm	ppm	ppm	ppm	ppm	ppm	ppm
Avg	**8.417**	**7.997**	**8.219**	**8.230**	**8.380**	**8.442**	**8.459**	**8.011**
Stddev	.010	.054	.005	.013	.008	.009	.004	.102
%RSD	.1150	.6702	.0571	.1526	.0948	.1087	.0425	1.278
#1	8.426	8.012	8.224	8.217	8.389	8.450	8.461	7.893
#2	8.418	8.042	8.216	8.230	8.378	8.443	8.461	8.060
#3	8.406	7.938	8.216	8.242	8.373	8.432	8.455	8.079
Check ?	Chk Pass	Chk Pass	Chk Pass	Chk Pass	Chk Pass	Chk Pass	Chk Pass	Chk Pass
Value								
Range								

Int. Std.	In2306	Y_3600	Y_3710	Y_2243
Units	Cts/S	Cts/S	Cts/S	Cts/S
Avg	**7959.8**	**85589.**	**6801.2**	**3189.2**
Stddev	13.0	64.	18.2	6.6
%RSD	.16323	.07434	.26811	.20644
#1	7960.5	85613.	6780.4	3188.2
#2	7946.5	85517.	6814.3	3183.1
#3	7972.4	85637.	6809.1	3196.2

Zoom In Zoom Out

Sample Name: HSTD Acquired: 8/23/2021 10:22:47 Type: QC
Method: SGS 070219(v346) Mode: CONC Corr. Factor: 1.000000
User: admin Custom ID1: Custom ID2: Custom ID3:
Comment:

Elem	Ag3280	Al3961	As1890	B_2089	Ba4554	Be3130	Bi2230	Ca3179	Cd2288
Units	ppm	ppm	ppm	ppm	ppm	ppm	ppm	ppm	ppm
Avg	**.0185**	**308.5**	**.0008**	**.0018**	**.0017**	**.0004**	**.0017**	**199.3**	**.0024**
Stddev	.0005	.3	.0017	.0003	.0002	.0001	.0020	.4	.0001
%RSD	2.619	.1123	221.7	18.16	14.67	27.43	116.6	.2140	3.162
#1	.0191	308.1	-.0009	.0021	.0017	.0005	.0036	199.0	.0024
#2	.0182	308.8	.0008	.0015	.0014	.0003	.0021	199.8	.0023
#3	.0183	308.5	.0025	.0016	.0019	.0005	-.0004	199.2	.0023
Check ?	None	Chk Pass	None	None	None	None	None	Chk Pass	None
Value									
Range									

Elem	Ce4040	Co2286	Cr2677	Cu3247	Fe2599	K_7664	Li6707	Mg2790	Mn2576
Units	ppm	ppm	ppm	ppm	ppm	ppm	ppm	ppm	ppm
Avg	**.0947**	**-.0001**	**-.0010**	**.0071**	**198.8**	**208.1**	**-.0038**	**305.1**	**.0004**
Stddev	.0022	.0001	.0004	.0001	.3	.5	.0013	.7	.0001
%RSD	2.347	87.72	38.80	1.519	.1389	.2577	35.27	.2318	18.48
#1	.0934	-.0001	-.0010	.0071	198.5	207.6	-.0043	304.4	.0004
#2	.0935	-.0000	-.0014	.0069	199.0	208.6	-.0048	305.9	.0005
#3	.0973	-.0003	-.0006	.0071	198.8	208.2	-.0023	305.0	.0004
Check ?	None	None	None	None	Chk Pass	Chk Pass	None	Chk Pass	None
Value									
Range									

Elem	Mo2020	Na5895	Ni2316	P_1774	Pb2203	S_1820	Sb2068	Se1960	Si2124
Units	ppm	ppm	ppm	ppm	ppm	ppm	ppm	ppm	ppm
Avg	**.0014**	**207.7**	**-.0005**	**.0115**	**-.0017**	**.0071**	**-.0010**	**-.0026**	**.0077**
Stddev	.0003	.4	.0003	.0011	.0011	.0043	.0016	.0014	.0032
%RSD	18.36	.1762	59.27	9.447	65.71	60.08	152.5	52.41	40.82
#1	.0011	207.9	-.0003	.0112	-.0029	.0102	-.0001	-.0026	.0114
#2	.0017	208.0	-.0009	.0127	-.0006	.0022	-.0002	-.0041	.0058
#3	.0014	207.3	-.0003	.0106	-.0017	.0089	-.0029	-.0013	.0061
Check ?	None	Chk Pass	None	None	None	None	None	None	None
Value									
Range									

Zoom In Zoom Out

Sample Name: HSTD Acquired: 8/23/2021 10:22:47 Type: QC
Method: SGS 070219(v346) Mode: CONC Corr. Factor: 1.000000
User: admin Custom ID1: Custom ID2: Custom ID3:
Comment:

Elem	Sn1899	Sr4077	Ti3349	Tl1908	V_2924	W_2079	Zn2062	Zr3391
Units	ppm	ppm	ppm	ppm	ppm	ppm	ppm	ppm
Avg	**-.0012**	**.0004**	**-.0005**	**-.0028**	**.0014**	**.0065**	**.0066**	**.0008**
Stddev	.0005	.0000	.0002	.0008	.0001	.0009	.0002	.0003
%RSD	43.70	10.04	45.23	28.32	10.57	13.73	2.622	36.73
#1	-.0018	.0004	-.0002	-.0021	.0015	.0055	.0065	.0011
#2	-.0008	.0004	-.0006	-.0028	.0012	.0070	.0068	.0008
#3	-.0010	.0003	-.0005	-.0037	.0014	.0069	.0065	.0005
Check ?	None	None	None	None	None	None	None	None
Value								
Range								

Int. Std.	In2306	Y_3600	Y_3710	Y_2243
Units	Cts/S	Cts/S	Cts/S	Cts/S
Avg	**6587.9**	**78845.**	**6571.4**	**2955.8**
Stddev	21.6	272.	30.8	5.8
%RSD	.32757	.34525	.46862	.19767
#1	6587.1	79057.	6592.2	2952.8
#2	6566.6	78941.	6536.0	2952.1
#3	6609.8	78538.	6585.9	2962.6

Zoom In Zoom Out

Sample Name: FECONF Acquired: 8/23/2021 10:27:59 Type: Unk
Method: SGS 070219(v346) Mode: CONC Corr. Factor: 1.000000
User: admin Custom ID1: Custom ID2: Custom ID3:
Comment:

Elem	Ag3280	Al3961	As1890	B_2089	Ba4554	Be3130	Bi2230	Ca3179	Cd2288
Units	ppm	ppm	ppm	ppm	ppm	ppm	ppm	ppm	ppm
Avg	**.0013**	**-.0060**	**.0022**	**-.0007**	**-.0000**	**.0004**	**.0027**	**-.0215**	**.0023**
Stddev	.0002	.0020	.0007	.0008	.0001	.0001	.0006	.0048	.0001
%RSD	13.16	34.13	30.25	119.1	239.1	22.90	23.54	22.29	5.859
#1	.0012	-.0083	.0024	.0001	-.0001	.0004	.0031	-.0178	.0021
#2	.0015	-.0046	.0027	-.0015	-.0000	.0004	.0030	-.0269	.0024
#3	.0014	-.0050	.0014	-.0006	.0000	.0003	.0020	-.0198	.0024

Elem	Ce4040	Co2286	Cr2677	Cu3247	Fe2599	K_7664	Li6707	Mg2790	Mn2576
Units	ppm	ppm	ppm	ppm	ppm	ppm	ppm	ppm	ppm
Avg	**.0665**	**-.0001**	**.0001**	**.0061**	F **206.6**	**.0370**	**.0016**	**.0004**	**.0009**
Stddev	.0007	.0002	.0004	.0002	.9	.0233	.0007	.0190	.0001
%RSD	1.004	361.2	319.6	2.639	.4248	62.90	46.02	4991.	9.409
#1	.0673	.0002	.0002	.0060	205.6	.0267	.0008	.0139	.0010
#2	.0662	-.0002	-.0003	.0060	207.0	.0206	.0021	-.0214	.0008
#3	.0660	-.0001	.0004	.0062	207.2	.0636	.0019	.0086	.0010

Elem	Mo2020	Na5895	Ni2316	P_1774	Pb2203	S_1820	Sb2068	Se1960	Si2124
Units	ppm	ppm	ppm	ppm	ppm	ppm	ppm	ppm	ppm
Avg	**.0011**	**-.1107**	**-.0005**	**.0013**	**.0011**	**-.0102**	**-.0024**	**-.0011**	**-.0001**
Stddev	.0002	.0065	.0006	.0004	.0013	.0029	.0011	.0033	.0004
%RSD	19.22	5.830	124.5	28.38	123.4	28.45	44.19	298.1	552.3
#1	.0008	-.1050	-.0001	.0014	.0018	-.0136	-.0036	-.0049	-.0001
#2	.0012	-.1093	-.0012	.0017	.0018	-.0089	-.0021	.0014	.0003
#3	.0012	-.1177	-.0002	.0009	-.0005	-.0082	-.0015	.0002	-.0004

Elem	Sn1899	Sr4077	Ti3349	Tl1908	V_2924	W_2079	Zn2062	Zr3391
Units	ppm	ppm	ppm	ppm	ppm	ppm	ppm	ppm
Avg	**.0001**	**-.0005**	**-.0003**	**.0008**	**.0024**	**.0029**	**.0015**	**.0004**
Stddev	.0009	.0000	.0001	.0014	.0003	.0006	.0001	.0001
%RSD	1032.	6.875	22.41	188.2	14.11	20.75	8.950	32.77
#1	-.0002	-.0005	-.0002	-.0007	.0023	.0023	.0016	.0003
#2	-.0006	-.0005	-.0003	.0009	.0027	.0035	.0015	.0006
#3	.0011	-.0005	-.0003	.0022	.0021	.0030	.0013	.0005

Zoom In Zoom Out

Sample Name: FECONF Acquired: 8/23/2021 10:27:59 Type: Unk
Method: SGS 070219(v346) Mode: CONC Corr. Factor: 1.000000
User: admin Custom ID1: Custom ID2: Custom ID3:
Comment:

Int. Std.	In2306	Y_3600	Y_3710	Y_2243
Units	Cts/S	Cts/S	Cts/S	Cts/S
Avg	**8127.6**	**85875.**	**6794.3**	**3181.1**
Stddev	17.1	198.	33.2	5.4
%RSD	.21066	.23052	.48801	.16847
#1	8112.7	85929.	6819.0	3175.3
#2	8123.9	85656.	6807.2	3182.2
#3	8146.3	86040.	6756.6	3185.9

Zoom In Zoom Out

Sample Name: ASCONF Acquired: 8/23/2021 10:33:10 Type: Unk
Method: SGS 070219(v346) Mode: CONC Corr. Factor: 1.000000
User: admin Custom ID1: Custom ID2: Custom ID3:
Comment:

Elem	Ag3280	Al3961	As1890	B_2089	Ba4554	Be3130	Bi2230	Ca3179	Cd2288
Units	ppm	ppm	ppm	ppm	ppm	ppm	ppm	ppm	ppm
Avg	**.0002**	**.0060**	**5.273**	**.0011**	**.0001**	**-.0002**	**-.0004**	**-.0012**	**.0006**
Stddev	.0001	.0060	.007	.0003	.0002	.0001	.0010	.0073	.0002
%RSD	36.58	101.2	.1318	25.89	268.3	34.10	251.1	587.9	26.00
#1	.0003	.0023	5.271	.0013	-.0001	-.0001	-.0015	-.0094	.0006
#2	.0003	.0027	5.281	.0013	.0001	-.0002	.0006	.0013	.0008
#3	.0001	.0129	5.267	.0008	.0003	-.0003	-.0004	.0044	.0005

Elem	Ce4040	Co2286	Cr2677	Cu3247	Fe2599	K_7664	Li6707	Mg2790	Mn2576
Units	ppm	ppm	ppm	ppm	ppm	ppm	ppm	ppm	ppm
Avg	**.0539**	**-.0008**	**.0002**	**-.0001**	**.0011**	**-.0507**	**.0001**	**-.0464**	**-.0000**
Stddev	.0026	.0001	.0002	.0003	.0042	.0267	.0011	.0398	.0000
%RSD	4.816	9.079	105.8	339.9	381.5	52.70	1973.	85.82	230.5
#1	.0560	-.0008	-.0000	-.0001	-.0021	-.0782	.0004	-.0679	-.0000
#2	.0510	-.0007	.0002	.0002	-.0004	-.0491	.0009	-.0708	-.0001
#3	.0548	-.0008	.0004	-.0004	.0058	-.0248	-.0011	-.0004	.0000

Elem	Mo2020	Na5895	Ni2316	P_1774	Pb2203	S_1820	Sb2068	Se1960	Si2124
Units	ppm	ppm	ppm	ppm	ppm	ppm	ppm	ppm	ppm
Avg	**.0000**	**-.1418**	**-.0006**	**-.0002**	**-.0009**	**-.0010**	**.0057**	**-.0018**	**-.0014**
Stddev	.0002	.0031	.0003	.0005	.0007	.0014	.0001	.0011	.0006
%RSD	368.0	2.218	50.14	266.9	79.56	132.3	1.115	61.50	40.83
#1	.0002	-.1454	-.0010	-.0006	-.0006	-.0018	.0056	-.0011	-.0020
#2	.0001	-.1408	-.0004	-.0003	-.0016	.0006	.0057	-.0012	-.0013
#3	-.0002	-.1393	-.0006	.0004	-.0003	-.0019	.0057	-.0031	-.0009

Elem	Sn1899	Sr4077	Ti3349	Tl1908	V_2924	W_2079	Zn2062	Zr3391
Units	ppm	ppm	ppm	ppm	ppm	ppm	ppm	ppm
Avg	**.0001**	**.0001**	**-.0001**	**.0004**	**-.0000**	**-.0000**	**.0004**	**.0001**
Stddev	.0002	.0001	.0001	.0004	.0002	.0005	.0000	.0000
%RSD	366.3	65.38	129.2	106.4	426.0	2557.	7.652	37.20
#1	.0003	.0001	-.0001	.0003	.0001	.0004	.0004	.0001
#2	-.0001	.0002	.0000	.0009	-.0002	.0000	.0004	.0001
#3	-.0000	.0000	-.0002	.0001	-.0000	-.0005	.0004	.0001

Zoom In Zoom Out

Sample Name: ASCONF Acquired: 8/23/2021 10:33:10 Type: Unk
Method: SGS 070219(v346) Mode: CONC Corr. Factor: 1.000000
User: admin Custom ID1: Custom ID2: Custom ID3:
Comment:

Int. Std.	In2306	Y_3600	Y_3710	Y_2243
Units	Cts/S	Cts/S	Cts/S	Cts/S
Avg	**8274.6**	**87930.**	**6802.0**	**3248.9**
Stddev	15.0	96.	8.0	5.6
%RSD	.18135	.10953	.11812	.17106
#1	8271.2	87822.	6809.1	3249.4
#2	8261.6	88006.	6803.6	3243.1
#3	8291.0	87963.	6793.2	3254.2

Zoom In Zoom Out

Sample Name: CCV Acquired: 8/23/2021 10:38:20 Type: QC
Method: SGS 070219(v346) Mode: CONC Corr. Factor: 1.000000
User: admin Custom ID1: Custom ID2: Custom ID3:
Comment:

Elem	Ag3280	Al3961	As1890	B_2089	Ba4554	Be3130	Bi2230	Ca3179	Cd2288
Units	ppm	ppm	ppm	ppm	ppm	ppm	ppm	ppm	ppm
Avg	**.2514**	**39.88**	**2.001**	**2.021**	**1.999**	**2.015**	**2.028**	**40.67**	**2.032**
Stddev	.0005	.13	.005	.002	.001	.007	.005	.10	.004
%RSD	.2010	.3352	.2580	.1053	.0690	.3496	.2409	.2437	.1984
#1	.2519	39.73	2.006	2.023	1.997	2.008	2.033	40.56	2.036
#2	.2509	39.93	1.997	2.021	2.000	2.016	2.028	40.74	2.031
#3	.2515	39.99	1.999	2.019	1.999	2.022	2.023	40.73	2.028
Check ?	Chk Pass	Chk Pass	Chk Pass	Chk Pass	Chk Pass	Chk Pass	Chk Pass	Chk Pass	Chk Pass
Value									
Range									

Elem	Ce4040	Co2286	Cr2677	Cu3247	Fe2599	K_7664	Li6707	Mg2790	Mn2576
Units	ppm	ppm	ppm	ppm	ppm	ppm	ppm	ppm	ppm
Avg	**2.015**	**1.998**	**2.038**	**1.959**	**40.66**	**39.65**	**1.978**	**40.14**	**2.069**
Stddev	.005	.004	.008	.006	.14	.07	.002	.21	.006
%RSD	.2479	.1937	.3818	.2845	.3429	.1641	.0863	.5343	.2742
#1	2.011	2.000	2.043	1.965	40.50	39.61	1.976	39.92	2.070
#2	2.013	2.000	2.029	1.956	40.75	39.72	1.979	40.14	2.063
#3	2.020	1.993	2.043	1.955	40.73	39.61	1.979	40.35	2.074
Check ?	Chk Pass	Chk Pass	Chk Pass	Chk Pass	Chk Pass	Chk Pass	Chk Pass	Chk Pass	Chk Pass
Value									
Range									

Elem	Mo2020	Na5895	Ni2316	P_1774	Pb2203	S_1820	Sb2068	Se1960	Si2124
Units	ppm	ppm	ppm	ppm	ppm	ppm	ppm	ppm	ppm
Avg	**2.024**	**39.70**	**2.018**	**1.988**	**2.030**	**1.986**	**1.997**	**2.001**	**5.099**
Stddev	.003	.07	.003	.001	.004	.007	.002	.005	.012
%RSD	.1528	.1706	.1668	.0403	.2018	.3385	.0763	.2564	.2413
#1	2.025	39.62	2.022	1.989	2.034	1.992	1.998	1.999	5.113
#2	2.025	39.75	2.019	1.989	2.030	1.979	1.998	1.997	5.095
#3	2.020	39.71	2.015	1.988	2.026	1.988	1.995	2.007	5.090
Check ?	Chk Pass	Chk Pass	Chk Pass	Chk Pass	Chk Pass	Chk Pass	Chk Pass	Chk Pass	Chk Pass
Value									
Range									

Zoom In Zoom Out

Sample Name: CCV Acquired: 8/23/2021 10:38:20 Type: QC
Method: SGS 070219(v346) Mode: CONC Corr. Factor: 1.000000
User: admin Custom ID1: Custom ID2: Custom ID3:
Comment:

Elem	Sn1899	Sr4077	Ti3349	Tl1908	V_2924	W_2079	Zn2062	Zr3391
Units	ppm	ppm	ppm	ppm	ppm	ppm	ppm	ppm
Avg	**2.054**	**1.993**	**2.015**	**2.025**	**2.015**	**2.018**	**2.051**	**2.004**
Stddev	.002	.007	.007	.006	.004	.004	.004	.004
%RSD	.0989	.3492	.3560	.3168	.1969	.1869	.2048	.1935
#1	2.056	1.987	2.013	2.018	2.016	2.021	2.054	2.002
#2	2.052	1.992	2.008	2.030	2.011	2.020	2.053	2.003
#3	2.052	2.001	2.022	2.028	2.019	2.014	2.046	2.009
Check ?	Chk Pass	Chk Pass	Chk Pass	Chk Pass	Chk Pass	Chk Pass	Chk Pass	Chk Pass
Value								
Range								

Int. Std.	In2306	Y_3600	Y_3710	Y_2243
Units	Cts/S	Cts/S	Cts/S	Cts/S
Avg	**7429.6**	**84389.**	**6761.4**	**3161.2**
Stddev	13.0	191.	28.4	6.9
%RSD	.17508	.22690	.42022	.21897
#1	7419.8	84356.	6794.1	3154.9
#2	7424.7	84595.	6742.3	3160.2
#3	7444.3	84216.	6748.0	3168.6

Zoom In Zoom Out

Sample Name: CCB Acquired: 8/23/2021 10:43:05 Type: QC
Method: SGS 070219(v346) Mode: CONC Corr. Factor: 1.000000
User: admin Custom ID1: Custom ID2: Custom ID3:
Comment:

Elem	Ag3280	Al3961	As1890	B_2089	Ba4554	Be3130	Bi2230	Ca3179	Cd2288
Units	ppm	ppm	ppm	ppm	ppm	ppm	ppm	ppm	ppm
Avg	**.0002**	**-.0037**	**.0004**	**.0018**	**-.0001**	**-.0000**	**-.0007**	**-.0086**	**.0000**
Stddev	.0002	.0027	.0003	.0004	.0001	.0000	.0013	.0036	.0000
%RSD	87.60	71.89	72.04	23.00	72.92	192.0	195.9	41.51	157.2
#1	.0003	-.0046	.0002	.0015	-.0000	-.0000	-.0020	-.0060	-.0000
#2	.0000	-.0007	.0002	.0023	-.0000	-.0001	-.0007	-.0072	.0001
#3	.0002	-.0058	.0007	.0017	-.0001	.0000	.0006	-.0127	.0000
Check ?	Chk Pass	Chk Pass	Chk Pass	Chk Pass	Chk Pass	Chk Pass	Chk Pass	Chk Pass	Chk Pass
High Limit									
Low Limit									

Elem	Ce4040	Co2286	Cr2677	Cu3247	Fe2599	K_7664	Li6707	Mg2790	Mn2576
Units	ppm	ppm	ppm	ppm	ppm	ppm	ppm	ppm	ppm
Avg	**-.0000**	**.0001**	**.0002**	**.0002**	**-.0000**	**-.0576**	**.0006**	**-.0354**	**-.0001**
Stddev	.0012	.0001	.0001	.0004	.0016	.0265	.0007	.0342	.0000
%RSD	4680.	111.8	41.20	229.5	11840.	45.93	134.3	96.63	26.04
#1	-.0010	.0001	.0002	.0007	-.0013	-.0861	.0007	-.0116	-.0001
#2	-.0004	.0002	.0002	.0001	-.0005	-.0532	-.0003	-.0746	-.0001
#3	.0014	-.0000	.0004	-.0002	.0017	-.0337	.0012	-.0200	-.0001
Check ?	Chk Pass	Chk Pass	Chk Pass	Chk Pass	Chk Pass	Chk Pass	Chk Pass	Chk Pass	Chk Pass
High Limit									
Low Limit									

Elem	Mo2020	Na5895	Ni2316	P_1774	Pb2203	S_1820	Sb2068	Se1960	Si2124
Units	ppm	ppm	ppm	ppm	ppm	ppm	ppm	ppm	ppm
Avg	**.0003**	**-.1657**	**-.0001**	**-.0025**	**.0001**	**.0029**	**-.0003**	**.0010**	**.0019**
Stddev	.0001	.0060	.0001	.0007	.0001	.0019	.0006	.0017	.0004
%RSD	22.00	3.625	99.51	26.81	111.9	66.22	224.9	160.4	21.28
#1	.0003	-.1611	-.0001	-.0032	.0002	.0041	-.0009	-.0002	.0024
#2	.0002	-.1725	-.0000	-.0019	-.0000	.0007	.0001	.0003	.0017
#3	.0002	-.1635	-.0003	-.0025	.0002	.0039	.0001	.0029	.0017
Check ?	Chk Pass	Chk Pass	Chk Pass	Chk Pass	Chk Pass	Chk Pass	Chk Pass	Chk Pass	Chk Pass
High Limit									
Low Limit									

Zoom In Zoom Out

Sample Name: CCB Acquired: 8/23/2021 10:43:05 Type: QC
Method: SGS 070219(v346) Mode: CONC Corr. Factor: 1.000000
User: admin Custom ID1: Custom ID2: Custom ID3:
Comment:

Elem	Sn1899	Sr4077	Ti3349	Tl1908	V_2924	W_2079	Zn2062	Zr3391
Units	ppm	ppm	ppm	ppm	ppm	ppm	ppm	ppm
Avg	**-.0008**	**.0001**	**-.0000**	**.0003**	**-.0004**	**-.0003**	**.0002**	**.0002**
Stddev	.0008	.0000	.0002	.0002	.0001	.0007	.0000	.0001
%RSD	103.7	76.40	1325.	57.21	37.34	234.2	15.76	37.67
#1	-.0001	.0001	-.0002	.0004	-.0002	-.0011	.0002	.0003
#2	-.0016	.0000	.0003	.0001	-.0005	.0004	.0002	.0002
#3	-.0006	.0000	-.0001	.0003	-.0004	-.0002	.0002	.0002
Check ?	Chk Pass	Chk Pass	Chk Pass	Chk Pass	Chk Pass	Chk Pass	Chk Pass	Chk Pass
High Limit								
Low Limit								

Int. Std.	In2306	Y_3600	Y_3710	Y_2243
Units	Cts/S	Cts/S	Cts/S	Cts/S
Avg	**8266.8**	**87721.**	**6813.3**	**3246.2**
Stddev	13.5	171.	14.1	8.5
%RSD	.16388	.19544	.20675	.26299
#1	8260.6	87622.	6824.1	3242.8
#2	8257.6	87919.	6818.5	3239.9
#3	8282.4	87622.	6797.4	3255.9

Zoom In Zoom Out

Sample Name: CRCONF Acquired: 8/23/2021 10:48:19 Type: Unk
Method: SGS 070219(v346) Mode: CONC Corr. Factor: 1.000000
User: admin Custom ID1: Custom ID2: Custom ID3:
Comment:

Elem	Ag3280	Al3961	As1890	B_2089	Ba4554	Be3130	Bi2230	Ca3179
Units	ppm	ppm	ppm	ppm	ppm	ppm	ppm	ppm
Avg	**.0008**	**.0031**	**-.0007**	**.0006**	**.0001**	**-.0000**	**-.0026**	**.0017**
Stddev	.0001	.0086	.0004	.0003	.0002	.0000	.0008	.0047
%RSD	15.66	277.2	62.62	41.88	170.4	14.21	32.72	286.4
#1	.0006	-.0005	-.0002	.0003	.0000	-.0000	-.0016	-.0038
#2	.0008	.0129	-.0010	.0008	-.0000	-.0000	-.0030	.0049
#3	.0008	-.0031	-.0009	.0007	.0004	-.0000	-.0031	.0039

Elem	Cd2288	Ce4040	Co2286	Cr2677	Cu3247	Fe2599	K_7664	Li6707
Units	ppm	ppm	ppm	ppm	ppm	ppm	ppm	ppm
Avg	**-.0002**	**.0403**	**-.0014**	F **10.16**	**.0004**	W **-.0178**	**-.0547**	**-.0002**
Stddev	.0001	.0010	.0000	.02	.0002	.0022	.0209	.0011
%RSD	29.36	2.461	3.090	.1978	43.20	12.12	38.23	436.1
#1	-.0003	.0405	-.0015	10.18	.0003	-.0199	-.0760	.0010
#2	-.0002	.0392	-.0014	10.16	.0003	-.0180	-.0540	-.0011
#3	-.0001	.0411	-.0015	10.14	.0006	-.0156	-.0342	-.0006

Elem	Mg2790	Mn2576	Mo2020	Na5895	Ni2316	P_1774	Pb2203	S_1820
Units	ppm	ppm	ppm	ppm	ppm	ppm	ppm	ppm
Avg	**-.0205**	**.0003**	**.0006**	**-.1666**	**-.0003**	**-.0029**	**-.0006**	**-.0034**
Stddev	.0191	.0000	.0002	.0066	.0003	.0016	.0005	.0032
%RSD	93.22	3.294	29.04	3.969	99.33	55.68	95.01	94.47
#1	-.0286	.0003	.0006	-.1732	-.0000	-.0012	-.0000	-.0002
#2	.0013	.0003	.0008	-.1668	-.0003	-.0045	-.0011	-.0066
#3	-.0341	.0004	.0004	-.1599	-.0007	-.0030	-.0006	-.0034

Elem	Sb2068	Se1960	Si2124	Sn1899	Sr4077	Ti3349	Tl1908	V_2924
Units	ppm	ppm	ppm	ppm	ppm	ppm	ppm	ppm
Avg	**-.0014**	**-.0011**	**.0037**	**-.0007**	**.0002**	**.0002**	**.0009**	**.0073**
Stddev	.0009	.0008	.0010	.0004	.0001	.0002	.0010	.0002
%RSD	64.90	73.80	26.56	55.58	42.99	68.46	113.0	2.213
#1	-.0005	-.0018	.0046	-.0009	.0002	.0001	.0021	.0074
#2	-.0023	-.0013	.0026	-.0003	.0001	.0002	.0000	.0072
#3	-.0013	-.0002	.0038	-.0010	.0002	.0004	.0007	.0075

Zoom In Zoom Out

Sample Name: CRCONF Acquired: 8/23/2021 10:48:19 Type: Unk
Method: SGS 070219(v346) Mode: CONC Corr. Factor: 1.000000
User: admin Custom ID1: Custom ID2: Custom ID3:
Comment:

Elem	W_2079	Zn2062	Zr3391
Units	ppm	ppm	ppm
Avg	**.0032**	**-.0009**	W **-.0020**
Stddev	.0007	.0001	.0001
%RSD	20.66	16.22	7.178
#1	.0032	-.0007	-.0021
#2	.0039	-.0010	-.0020
#3	.0026	-.0010	-.0018

Int. Std.	In2306	Y_3600	Y_3710	Y_2243
Units	Cts/S	Cts/S	Cts/S	Cts/S
Avg	**8251.7**	**87562.**	**6796.5**	**3185.6**
Stddev	12.7	145.	8.5	7.2
%RSD	.15421	.16613	.12440	.22718
#1	8237.0	87498.	6790.0	3178.0
#2	8257.7	87460.	6793.3	3186.4
#3	8260.2	87728.	6806.0	3192.4

Zoom In Zoom Out

Sample Name: p1conf Acquired: 8/23/2021 10:53:30 Type: Unk
Method: SGS 070219(v346) Mode: CONC Corr. Factor: 1.000000
User: admin Custom ID1: Custom ID2: Custom ID3:
Comment:

Elem	Ag3280	Al3961	As1890	B_2089	Ba4554	Be3130	Bi2230	Ca3179	Cd2288
Units	ppm	ppm	ppm	ppm	ppm	ppm	ppm	ppm	ppm
Avg	**.0003**	**-.0053**	**.0017**	**-.0010**	**-.0003**	**-.0001**	**.0027**	**-.0070**	**-.0003**
Stddev	.0001	.0077	.0007	.0001	.0001	.0000	.0002	.0040	.0001
%RSD	31.80	145.0	42.14	14.71	30.51	36.68	7.418	57.13	33.85
#1	.0002	-.0129	.0016	-.0011	-.0004	-.0001	.0028	-.0090	-.0003
#2	.0003	-.0056	.0025	-.0011	-.0002	-.0001	.0029	-.0097	-.0002
#3	.0004	.0025	.0011	-.0008	-.0004	-.0001	.0025	-.0024	-.0004

Elem	Ce4040	Co2286	Cr2677	Cu3247	Fe2599	K_7664	Li6707	Mg2790	Mn2576
Units	ppm	ppm	ppm	ppm	ppm	ppm	ppm	ppm	ppm
Avg	**-.0028**	**.0002**	**.0002**	**-.0001**	**-.0033**	**-.1080**	**-.0023**	**-.0213**	**-.0000**
Stddev	.0006	.0002	.0003	.0009	.0057	.0082	.0002	.0370	.0000
%RSD	22.74	79.26	139.0	1116.	176.6	7.590	7.262	173.8	90.61
#1	-.0027	.0003	.0004	.0009	-.0093	-.1021	-.0023	.0112	-.0000
#2	-.0022	.0003	.0002	-.0004	.0022	-.1046	-.0021	-.0135	-.0001
#3	-.0035	.0000	-.0001	-.0007	-.0026	-.1174	-.0025	-.0615	-.0000

Elem	Mo2020	Na5895	Ni2316	P_1774	Pb2203	S_1820	Sb2068	Se1960	Si2124
Units	ppm	ppm	ppm	ppm	ppm	ppm	ppm	ppm	ppm
Avg	**-.0004**	**-.2166**	**-.0001**	**-.0038**	**-.0002**	**.0024**	**-.0015**	**-.0002**	**.0023**
Stddev	.0000	.0066	.0001	.0005	.0010	.0005	.0008	.0018	.0005
%RSD	4.598	3.029	64.16	12.57	428.2	21.82	54.19	834.6	20.26
#1	-.0004	-.2194	-.0000	-.0034	.0000	.0021	-.0007	-.0016	.0021
#2	-.0004	-.2091	-.0002	-.0037	.0006	.0022	-.0023	-.0009	.0028
#3	-.0004	-.2214	-.0001	-.0044	-.0013	.0030	-.0015	.0018	.0020

Elem	Sn1899	Sr4077	Ti3349	Tl1908	V_2924	W_2079	Zn2062	Zr3391
Units	ppm	ppm	ppm	ppm	ppm	ppm	ppm	ppm
Avg	**-.0010**	**.0000**	**-.0002**	**.0015**	**-.0002**	**-.0005**	**.0006**	**-.0001**
Stddev	.0005	.0001	.0002	.0003	.0001	.0002	.0001	.0001
%RSD	44.46	131.3	139.0	17.02	28.49	40.73	15.91	193.0
#1	-.0008	-.0000	-.0001	.0018	-.0002	-.0004	.0006	-.0002
#2	-.0007	.0001	-.0004	.0014	-.0002	-.0003	.0005	-.0000
#3	-.0016	.0001	.0000	.0013	-.0003	-.0007	.0007	.0000

Zoom In Zoom Out

Sample Name: p1conf Acquired: 8/23/2021 10:53:30 Type: Unk
Method: SGS 070219(v346) Mode: CONC Corr. Factor: 1.000000
User: admin Custom ID1: Custom ID2: Custom ID3:
Comment:

Int. Std.	In2306	Y_3600	Y_3710	Y_2243
Units	Cts/S	Cts/S	Cts/S	Cts/S
Avg	**8654.2**	**90051.**	**6990.0**	**3354.7**
Stddev	6.2	68.	27.0	2.1
%RSD	.07195	.07586	.38558	.06259
#1	8660.1	90108.	7021.1	3357.1
#2	8654.8	89975.	6973.0	3354.0
#3	8647.6	90069.	6976.0	3353.1

Zoom In Zoom Out

Sample Name: p2conf Acquired: 8/23/2021 10:58:42 Type: Unk
Method: SGS 070219(v346) Mode: CONC Corr. Factor: 1.000000
User: admin Custom ID1: Custom ID2: Custom ID3:
Comment:

Elem	Ag3280	Al3961	As1890	B_2089	Ba4554	Be3130	Bi2230	Ca3179	Cd2288
Units	ppm	ppm	ppm	ppm	ppm	ppm	ppm	ppm	ppm
Avg	**.0002**	**-.0022**	**.0020**	**-.0016**	**-.0002**	**-.0000**	**.0023**	**-.0077**	**-.0001**
Stddev	.0002	.0072	.0012	.0005	.0002	.0001	.0002	.0058	.0001
%RSD	115.2	320.6	60.41	34.53	87.08	496.2	7.856	75.41	47.67
#1	.0004	-.0100	.0015	-.0009	-.0001	.0001	.0021	-.0132	-.0002
#2	.0001	.0042	.0034	-.0018	-.0001	.0000	.0022	-.0085	-.0001
#3	.0000	-.0009	.0011	-.0019	-.0004	-.0001	.0025	-.0016	-.0001

Elem	Ce4040	Co2286	Cr2677	Cu3247	Fe2599	K_7664	Li6707	Mg2790	Mn2576
Units	ppm	ppm	ppm	ppm	ppm	ppm	ppm	ppm	ppm
Avg	**-.0021**	**.0001**	**-.0000**	**-.0003**	**-.0020**	**-.0817**	**-.0014**	**-.0497**	**-.0001**
Stddev	.0027	.0001	.0001	.0002	.0042	.0359	.0005	.0114	.0000
%RSD	131.6	50.97	326.0	49.43	206.2	43.91	38.10	22.93	46.19
#1	.0003	.0002	.0000	-.0002	-.0029	-.0468	-.0019	-.0561	-.0001
#2	-.0014	.0000	-.0000	-.0003	.0025	-.0799	-.0008	-.0565	-.0001
#3	-.0051	.0002	-.0001	-.0005	-.0057	-.1185	-.0015	-.0366	-.0000

Elem	Mo2020	Na5895	Ni2316	P_1774	Pb2203	S_1820	Sb2068	Se1960	Si2124
Units	ppm	ppm	ppm	ppm	ppm	ppm	ppm	ppm	ppm
Avg	**-.0003**	**-.2141**	**-.0001**	**-.0032**	**.0003**	**.0015**	**-.0019**	**.0004**	**.0028**
Stddev	.0001	.0072	.0002	.0015	.0012	.0013	.0006	.0017	.0010
%RSD	22.54	3.370	283.9	46.37	350.8	92.34	29.38	479.9	35.48
#1	-.0004	-.2199	.0000	-.0029	.0001	-.0001	-.0022	.0002	.0018
#2	-.0003	-.2165	-.0002	-.0048	.0016	.0020	-.0012	.0021	.0037
#3	-.0003	-.2060	.0000	-.0019	-.0007	.0025	-.0022	-.0013	.0028

Elem	Sn1899	Sr4077	Ti3349	Tl1908	V_2924	W_2079	Zn2062	Zr3391
Units	ppm	ppm	ppm	ppm	ppm	ppm	ppm	ppm
Avg	**-.0011**	**-.0000**	**-.0001**	**.0013**	**-.0001**	**-.0010**	**.0001**	**-.0002**
Stddev	.0008	.0000	.0000	.0005	.0001	.0009	.0001	.0001
%RSD	72.40	27.21	25.77	38.58	96.08	95.47	67.18	53.34
#1	-.0002	-.0000	-.0001	.0010	-.0002	-.0020	.0001	-.0003
#2	-.0017	-.0001	-.0000	.0019	-.0000	-.0002	.0002	-.0001
#3	-.0013	-.0000	-.0001	.0011	-.0001	-.0007	.0000	-.0002

Zoom In Zoom Out

Sample Name: p2conf Acquired: 8/23/2021 10:58:42 Type: Unk
Method: SGS 070219(v346) Mode: CONC Corr. Factor: 1.000000
User: admin Custom ID1: Custom ID2: Custom ID3:
Comment:

Int. Std.	In2306	Y_3600	Y_3710	Y_2243
Units	Cts/S	Cts/S	Cts/S	Cts/S
Avg	**8513.1**	**89646.**	**7017.8**	**3295.0**
Stddev	118.5	131.	13.3	49.2
%RSD	1.3920	.14645	.19019	1.4929
#1	8597.9	89776.	7002.4	3331.6
#2	8377.7	89650.	7025.6	3239.1
#3	8563.7	89513.	7025.3	3314.2

Zoom In Zoom Out

Sample Name: jd29809-1undconf Acquired: 8/23/2021 11:03:54 Type: Unk
Method: SGS 070219(v346) Mode: CONC Corr. Factor: 1.000000
User: admin Custom ID1: Custom ID2: Custom ID3:
Comment:

Elem	Ag3280	Al3961	As1890	B_2089	Ba4554	Be3130	Bi2230	Ca3179	Cd2288
Units	ppm	ppm	ppm	ppm	ppm	ppm	ppm	ppm	ppm
Avg	**.0005**	**.0107**	**.0020**	**.0562**	**.0755**	**-.0001**	**.0032**	**40.26**	**-.0001**
Stddev	.0001	.0032	.0010	.0006	.0003	.0001	.0012	.11	.0002
%RSD	11.19	30.07	49.99	1.155	.4626	86.65	38.49	.2787	149.6
#1	.0005	.0073	.0022	.0566	.0754	-.0001	.0036	40.15	-.0001
#2	.0005	.0111	.0009	.0554	.0752	-.0001	.0018	40.24	-.0004
#3	.0004	.0137	.0029	.0565	.0758	-.0000	.0042	40.38	.0000

Elem	Ce4040	Co2286	Cr2677	Cu3247	Fe2599	K_7664	Li6707	Mg2790	Mn2576
Units	ppm	ppm	ppm	ppm	ppm	ppm	ppm	ppm	ppm
Avg	**.0078**	**.0001**	**.0006**	**.0013**	**.0393**	**3.470**	**-.0022**	**5.191**	**.0175**
Stddev	.0013	.0001	.0001	.0003	.0029	.017	.0006	.045	.0001
%RSD	16.92	43.30	11.26	24.02	7.315	.4859	26.89	.8710	.2922
#1	.0082	.0001	.0007	.0010	.0426	3.452	-.0016	5.141	.0175
#2	.0090	.0002	.0005	.0013	.0380	3.486	-.0028	5.228	.0176
#3	.0064	.0001	.0006	.0016	.0374	3.470	-.0024	5.203	.0175

Elem	Mo2020	Na5895	Ni2316	P_1774	Pb2203	S_1820	Sb2068	Se1960	Si2124
Units	ppm	ppm	ppm	ppm	ppm	ppm	ppm	ppm	ppm
Avg	**-.0002**	**80.13**	**-.0001**	**.0211**	**.0012**	**4.759**	**.0007**	**.0010**	**5.450**
Stddev	.0002	.24	.0003	.0006	.0014	.009	.0008	.0012	.007
%RSD	67.50	.3050	329.4	3.037	117.8	.2007	107.3	117.8	.1324
#1	-.0001	79.93	-.0005	.0212	.0020	4.763	.0001	.0012	5.458
#2	-.0004	80.07	.0000	.0204	.0020	4.748	.0016	.0022	5.446
#3	-.0003	80.40	.0002	.0217	-.0004	4.766	.0005	-.0003	5.445

Elem	Sn1899	Sr4077	Ti3349	Tl1908	V_2924	W_2079	Zn2062	Zr3391
Units	ppm	ppm	ppm	ppm	ppm	ppm	ppm	ppm
Avg	**-.0029**	**.1940**	**-.0006**	**.0026**	**.0004**	**.0059**	**.0095**	**-.0004**
Stddev	.0004	.0012	.0001	.0009	.0001	.0004	.0001	.0001
%RSD	13.61	.6072	15.38	34.94	18.67	6.918	1.439	25.02
#1	-.0032	.1933	-.0005	.0024	.0005	.0055	.0096	-.0003
#2	-.0024	.1935	-.0007	.0018	.0005	.0059	.0094	-.0005
#3	-.0030	.1954	-.0006	.0035	.0003	.0063	.0094	-.0005

Zoom In Zoom Out

Sample Name: jd29809-1undconf Acquired: 8/23/2021 11:03:54 Type: Unk
Method: SGS 070219(v346) Mode: CONC Corr. Factor: 1.000000
User: admin Custom ID1: Custom ID2: Custom ID3:
Comment:

Int. Std.	In2306	Y_3600	Y_3710	Y_2243
Units	Cts/S	Cts/S	Cts/S	Cts/S
Avg	**7773.4**	**86009.**	**6906.0**	**3206.4**
Stddev	10.3	240.	21.2	3.2
%RSD	.13313	.27943	.30702	.10072
#1	7769.3	86221.	6917.4	3206.7
#2	7785.2	86057.	6919.1	3209.5
#3	7765.7	85748.	6881.5	3203.0

Zoom In Zoom Out

Sample Name: jd29809-2undconf Acquired: 8/23/2021 11:09:01 Type: Unk
Method: SGS 070219(v346) Mode: CONC Corr. Factor: 1.000000
User: admin Custom ID1: Custom ID2: Custom ID3:
Comment:

Elem	Ag3280	Al3961	As1890	B_2089	Ba4554	Be3130	Bi2230	Ca3179	Cd2288
Units	ppm	ppm	ppm	ppm	ppm	ppm	ppm	ppm	ppm
Avg	**.0003**	**-.0078**	**.0023**	**.0554**	**.0776**	**-.0000**	**.0030**	**39.57**	**-.0001**
Stddev	.0005	.0022	.0012	.0008	.0003	.0001	.0011	.15	.0002
%RSD	177.5	28.33	51.32	1.512	.3737	239.7	36.01	.3790	158.5
#1	.0002	-.0081	.0032	.0549	.0773	-.0000	.0038	39.41	-.0001
#2	.0008	-.0098	.0028	.0549	.0775	.0001	.0036	39.60	.0001
#3	-.0002	-.0054	.0010	.0564	.0779	-.0001	.0018	39.70	-.0003

Elem	Ce4040	Co2286	Cr2677	Cu3247	Fe2599	K_7664	Li6707	Mg2790	Mn2576
Units	ppm	ppm	ppm	ppm	ppm	ppm	ppm	ppm	ppm
Avg	**.0081**	**.0001**	**.0003**	**.0039**	**.0279**	**3.340**	**-.0027**	**5.147**	**.0200**
Stddev	.0035	.0002	.0001	.0001	.0014	.018	.0005	.021	.0000
%RSD	43.71	161.0	41.51	2.523	4.919	.5245	17.54	.4024	.1688
#1	.0085	.0001	.0003	.0040	.0267	3.321	-.0026	5.134	.0200
#2	.0043	-.0000	.0001	.0038	.0294	3.355	-.0032	5.171	.0200
#3	.0113	.0003	.0003	.0040	.0277	3.345	-.0023	5.136	.0200

Elem	Mo2020	Na5895	Ni2316	P_1774	Pb2203	S_1820	Sb2068	Se1960	Si2124
Units	ppm	ppm	ppm	ppm	ppm	ppm	ppm	ppm	ppm
Avg	**-.0005**	**80.63**	**.0003**	**.0189**	**.0018**	**4.827**	**-.0010**	**.0004**	**5.429**
Stddev	.0002	.34	.0002	.0010	.0007	.009	.0006	.0015	.003
%RSD	53.14	.4275	45.99	5.265	41.38	.1918	57.87	343.3	.0521
#1	-.0005	80.26	.0005	.0180	.0009	4.826	-.0003	.0018	5.432
#2	-.0002	80.71	.0002	.0188	.0022	4.818	-.0014	-.0012	5.429
#3	-.0007	80.93	.0003	.0200	.0023	4.836	-.0012	.0008	5.426

Elem	Sn1899	Sr4077	Ti3349	Tl1908	V_2924	W_2079	Zn2062	Zr3391
Units	ppm	ppm	ppm	ppm	ppm	ppm	ppm	ppm
Avg	**-.0022**	**.1870**	**-.0011**	**.0023**	**.0006**	**.0061**	**.0235**	**-.0005**
Stddev	.0009	.0008	.0002	.0004	.0004	.0005	.0001	.0001
%RSD	39.17	.4453	14.24	18.90	63.21	7.600	.3494	11.06
#1	-.0016	.1862	-.0010	.0020	.0010	.0062	.0234	-.0004
#2	-.0019	.1870	-.0010	.0028	.0004	.0066	.0235	-.0005
#3	-.0032	.1878	-.0013	.0022	.0003	.0057	.0236	-.0005

Zoom In Zoom Out

Sample Name: jd29809-2undconf Acquired: 8/23/2021 11:09:01 Type: Unk
Method: SGS 070219(v346) Mode: CONC Corr. Factor: 1.000000
User: admin Custom ID1: Custom ID2: Custom ID3:
Comment:

Int. Std.	In2306	Y_3600	Y_3710	Y_2243
Units	Cts/S	Cts/S	Cts/S	Cts/S
Avg	**7738.4**	**85681.**	**6902.4**	**3190.8**
Stddev	2.2	299.	22.7	1.1
%RSD	.02888	.34887	.32871	.03497
#1	7736.0	85880.	6928.5	3189.9
#2	7738.9	85337.	6891.6	3192.1
#3	7740.4	85826.	6887.2	3190.5

Zoom In Zoom Out

Sample Name: jd29809-3undconf Acquired: 8/23/2021 11:14:08 Type: Unk
Method: SGS 070219(v346) Mode: CONC Corr. Factor: 1.000000
User: admin Custom ID1: Custom ID2: Custom ID3:
Comment:

Elem	Ag3280	Al3961	As1890	B_2089	Ba4554	Be3130	Bi2230	Ca3179	Cd2288
Units	ppm	ppm	ppm	ppm	ppm	ppm	ppm	ppm	ppm
Avg	**.0016**	**.0058**	**.0010**	**.0641**	**.0708**	**-.0001**	**.0032**	**38.77**	**-.0001**
Stddev	.0021	.0075	.0007	.0005	.0005	.0000	.0004	.10	.0002
%RSD	129.3	129.3	64.84	.8414	.7400	17.61	13.09	.2522	166.9
#1	.0009	.0027	.0013	.0639	.0702	-.0001	.0028	38.66	-.0002
#2	.0039	.0144	.0016	.0647	.0708	-.0001	.0036	38.80	-.0002
#3	-.0001	.0004	.0003	.0637	.0712	-.0001	.0032	38.85	.0001

Elem	Ce4040	Co2286	Cr2677	Cu3247	Fe2599	K_7664	Li6707	Mg2790	Mn2576
Units	ppm	ppm	ppm	ppm	ppm	ppm	ppm	ppm	ppm
Avg	**-.0015**	**.0001**	**.0005**	**-.0007**	**-.0024**	**3.375**	**-.0024**	**5.088**	**-.0001**
Stddev	.0103	.0003	.0002	.0047	.0013	.018	.0011	.033	.0000
%RSD	681.7	255.2	39.19	654.8	53.69	.5471	47.65	.6561	34.02
#1	.0043	.0001	.0007	.0019	-.0024	3.358	-.0013	5.053	-.0001
#2	-.0134	.0003	.0004	-.0062	-.0011	3.394	-.0023	5.092	-.0001
#3	.0046	-.0002	.0003	.0021	-.0037	3.374	-.0036	5.119	-.0001

Elem	Mo2020	Na5895	Ni2316	P_1774	Pb2203	S_1820	Sb2068	Se1960	Si2124
Units	ppm	ppm	ppm	ppm	ppm	ppm	ppm	ppm	ppm
Avg	**-.0002**	**78.89**	**.0010**	**.0159**	**.0004**	**4.802**	**-.0008**	**.0016**	**5.492**
Stddev	.0002	.34	.0002	.0014	.0008	.011	.0008	.0010	.083
%RSD	88.36	.4288	18.70	8.605	192.4	.2337	93.97	62.35	1.519
#1	.0000	78.50	.0012	.0167	.0012	4.805	-.0015	.0016	5.589
#2	-.0003	79.08	.0009	.0144	-.0003	4.812	.0000	.0026	5.448
#3	-.0003	79.09	.0008	.0167	.0003	4.790	-.0010	.0006	5.440

Elem	Sn1899	Sr4077	Ti3349	Tl1908	V_2924	W_2079	Zn2062	Zr3391
Units	ppm	ppm	ppm	ppm	ppm	ppm	ppm	ppm
Avg	**-.0025**	**.1840**	**-.0008**	**.0022**	**.0004**	**.0050**	**.0228**	**-.0002**
Stddev	.0008	.0004	.0007	.0011	.0002	.0026	.0003	.0005
%RSD	30.67	.1941	83.15	51.43	43.06	51.69	1.308	199.3
#1	-.0029	.1844	-.0011	.0025	.0005	.0074	.0229	-.0006
#2	-.0016	.1837	-.0000	.0010	.0002	.0022	.0230	.0003
#3	-.0030	.1839	-.0012	.0032	.0004	.0054	.0225	-.0004

Zoom In Zoom Out

Sample Name: jd29809-3undconf Acquired: 8/23/2021 11:14:08 Type: Unk
Method: SGS 070219(v346) Mode: CONC Corr. Factor: 1.000000
User: admin Custom ID1: Custom ID2: Custom ID3:
Comment:

Int. Std.	In2306	Y_3600	Y_3710	Y_2243
Units	Cts/S	Cts/S	Cts/S	Cts/S
Avg	**7717.5**	*****	**6904.1**	**3182.4**
Stddev	3.4	-----	23.5	3.6
%RSD	.04455	-----	.34025	.11163
#1	7718.6	85735.	6922.6	3180.2
#2	7713.6	-----	6877.6	3180.5
#3	7720.2	85846.	6911.9	3186.5

Zoom In Zoom Out

Sample Name: mp28125-lc2 Acquired: 8/23/2021 11:19:15 Type: Unk
Method: SGS 070219(v346) Mode: CONC Corr. Factor: 1.000000
User: admin Custom ID1: Custom ID2: Custom ID3:
Comment:

Elem	Ag3280	Al3961	As1890	B_2089	Ba4554	Be3130	Bi2230	Ca3179
Units	ppm	ppm	ppm	ppm	ppm	ppm	ppm	ppm
Avg	**.3390**	**83.47**	**1.613**	**.7782**	**2.339**	**1.590**	W **-.0120**	**48.97**
Stddev	.0002	.07	.001	.0002	.004	.003	.0006	.11
%RSD	.0699	.0817	.0531	.0211	.1769	.1717	5.166	.2277
#1	.3391	83.53	1.613	.7782	2.341	1.592	-.0127	49.08
#2	.3387	83.39	1.614	.7781	2.335	1.587	-.0114	48.86
#3	.3391	83.47	1.612	.7784	2.342	1.590	-.0120	48.97

Elem	Cd2288	Ce4040	Co2286	Cr2677	Cu3247	Fe2599	K_7664	Li6707
Units	ppm	ppm	ppm	ppm	ppm	ppm	ppm	ppm
Avg	**1.294**	**1.181**	**1.135**	**1.484**	**.5289**	**152.9**	**19.91**	**.0661**
Stddev	.001	.002	.002	.004	.0006	.2	.06	.0005
%RSD	.0709	.1862	.1488	.2972	.1128	.1415	.3067	.7653
#1	1.294	1.179	1.137	1.480	.5291	153.1	19.91	.0657
#2	1.295	1.181	1.135	1.489	.5293	152.7	19.85	.0659
#3	1.293	1.183	1.133	1.483	.5282	153.0	19.97	.0667

Elem	Mg2790	Mn2576	Mo2020	Na5895	Ni2316	P_1774	Pb2203	S_1820
Units	ppm	ppm	ppm	ppm	ppm	ppm	ppm	ppm
Avg	**23.09**	**2.700**	**.9097**	**1.177**	**.5270**	**5.406**	**1.345**	**.8725**
Stddev	.14	.005	.0003	.006	.0011	.012	.002	.0055
%RSD	.6059	.1895	.0290	.5326	.2123	.2296	.1569	.6340
#1	23.23	2.695	.9094	1.172	.5280	5.402	1.348	.8787
#2	23.10	2.699	.9098	1.184	.5271	5.420	1.344	.8711
#3	22.95	2.705	.9099	1.175	.5258	5.396	1.345	.8679

Elem	Sb2068	Se1960	Si2124	Sn1899	Sr4077	Ti3349	Tl1908	V_2924
Units	ppm	ppm	ppm	ppm	ppm	ppm	ppm	ppm
Avg	**.7614**	**1.614**	**2.776**	**.7624**	**.8415**	**3.468**	**1.099**	**.6375**
Stddev	.0012	.002	.009	.0007	.0023	.006	.001	.0014
%RSD	.1547	.1389	.3426	.0937	.2720	.1778	.0923	.2163
#1	.7601	1.616	2.785	.7620	.8428	3.470	1.099	.6364
#2	.7620	1.616	2.766	.7633	.8389	3.461	1.098	.6390
#3	.7622	1.612	2.776	.7621	.8428	3.473	1.100	.6370

Zoom In Zoom Out

Sample Name: mp28125-lc2 Acquired: 8/23/2021 11:19:15 Type: Unk
Method: SGS 070219(v346) Mode: CONC Corr. Factor: 1.000000
User: admin Custom ID1: Custom ID2: Custom ID3:
Comment:

Elem	W_2079	Zn2062	Zr3391
Units	ppm	ppm	ppm
Avg	**.0140**	**1.648**	**.0682**
Stddev	.0002	.000	.0002
%RSD	1.093	.0235	.3648
#1	.0139	1.648	.0680
#2	.0141	1.647	.0685
#3	.0138	1.647	.0682

Int. Std.	In2306	Y_3600	Y_3710	Y_2243
Units	Cts/S	Cts/S	Cts/S	Cts/S
Avg	**7563.0**	**88560.**	**7154.5**	**3279.3**
Stddev	12.2	21.	22.6	7.2
%RSD	.16117	.02381	.31527	.21906
#1	7564.9	88578.	7128.5	3283.2
#2	7550.0	88565.	7166.8	3271.0
#3	7574.2	88537.	7168.3	3283.6

Zoom In Zoom Out

Sample Name: sampleconf Acquired: 8/23/2021 11:24:03 Type: Unk
Method: SGS 070219(v346) Mode: CONC Corr. Factor: 1.000000
User: admin Custom ID1: Custom ID2: Custom ID3:
Comment:

Elem	Ag3280	Al3961	As1890	B_2089	Ba4554	Be3130	Bi2230	Ca3179	Cd2288
Units	ppm	ppm	ppm	ppm	ppm	ppm	ppm	ppm	ppm
Avg	**.6228**	**.3881**	**3.458**	**3.590**	F **8.035**	F **8.187**	**3.541**	**-.0247**	**3.374**
Stddev	.0230	.2143	4.210	4.315	.007	.010	4.320	.0905	4.088
%RSD	3.690	55.21	121.7	120.2	.0887	.1224	122.0	366.6	121.2
#1	.6100	.1432	8.149	8.382	8.026	8.176	8.366	-.1265	7.920
#2	.6494	.4800	2.217	2.377	8.039	8.192	2.224	.0467	2.199
#3	.6091	.5411	.0089	.0123	8.039	8.194	.0322	.0058	.0016

Elem	Ce4040	Co2286	Cr2677	Cu3247	Fe2599	K_7664	Li6707	Mg2790	Mn2576
Units	ppm	ppm	ppm	ppm	ppm	ppm	ppm	ppm	ppm
Avg	**.2587**	**3.259**	F **8.463**	F **8.221**	**.0126**	**.0416**	F **8.094**	**-.1984**	F **8.263**
Stddev	.3744	4.335	.027	.029	.0092	.1034	.009	.0710	.042
%RSD	144.7	133.0	.3159	.3541	73.58	248.6	.1109	35.78	.5134
#1	.5231	8.175	8.434	8.254	.0232	.1506	8.087	-.1194	8.215
#2	-.1697	1.618	8.470	8.199	.0074	-.0550	8.104	-.2190	8.295
#3	.4227	-.0165	8.486	8.209	.0071	.0292	8.092	-.2569	8.280

Elem	Mo2020	Na5895	Ni2316	P_1774	Pb2203	S_1820	Sb2068	Se1960	Si2124
Units	ppm	ppm	ppm	ppm	ppm	ppm	ppm	ppm	ppm
Avg	**3.541**	**-.0491**	**3.260**	**3.513**	**3.308**	**42.72**	**3.439**	**3.494**	**11.01**
Stddev	4.287	.0193	4.304	3.958	4.364	52.13	4.325	4.277	13.24
%RSD	121.1	39.27	132.0	112.7	131.9	122.0	125.8	122.4	120.2
#1	8.310	-.0354	8.140	8.017	8.257	100.8	8.248	8.266	25.72
#2	2.306	-.0711	1.639	1.931	1.655	27.34	2.203	2.211	7.271
#3	.0065	-.0408	.0024	.5909	.0110	.0198	-.1335	.0045	.0449

Elem	Sn1899	Sr4077	Ti3349	Tl1908	V_2924	W_2079	Zn2062	Zr3391
Units	ppm	ppm	ppm	ppm	ppm	ppm	ppm	ppm
Avg	**3.635**	**7.994**	F **8.238**	**3.310**	F **8.211**	**3.620**	**3.666**	**7.929**
Stddev	4.398	.006	.009	4.302	.065	4.417	4.408	.058
%RSD	121.0	.0750	.1028	130.0	.7906	122.0	120.2	.7285
#1	8.529	7.990	8.228	8.207	8.280	8.548	8.561	7.863
#2	2.364	7.992	8.242	1.582	8.151	2.299	2.427	7.965
#3	.0126	8.001	8.244	.1398	8.202	.0147	.0103	7.961

Zoom In Zoom Out

Sample Name: sampleconf Acquired: 8/23/2021 11:24:03 Type: Unk
Method: SGS 070219(v346) Mode: CONC Corr. Factor: 1.000000
User: admin Custom ID1: Custom ID2: Custom ID3:
Comment:

Int. Std.	In2306	Y_3600	Y_3710	Y_2243
Units	Cts/S	Cts/S	Cts/S	Cts/S
Avg	*****	**85104.**	**6813.8**	*****
Stddev	-----	310.	19.9	-----
%RSD	-----	.36396	.29177	-----
#1	7707.7	85435.	6795.5	3077.7
#2	-----	84821.	6834.9	-----
#3	29107.	85054.	6810.9	12288.

Zoom In Zoom Out

Sample Name: mp28125-lc1 Acquired: 8/23/2021 11:29:22 Type: Unk
Method: SGS 070219(v346) Mode: CONC Corr. Factor: 1.000000
User: admin Custom ID1: Custom ID2: Custom ID3:
Comment:

Elem	Ag3280	Al3961	As1890	B_2089	Ba4554	Be3130	Bi2230	Ca3179
Units	ppm	ppm	ppm	ppm	ppm	ppm	ppm	ppm
Avg	**.3405**	**83.80**	**1.616**	**.7852**	**2.345**	**1.594**	W **-.0120**	**49.28**
Stddev	.0005	.05	.005	.0032	.001	.001	.0013	.08
%RSD	.1432	.0576	.3256	.4092	.0263	.0421	10.91	.1528
#1	.3407	83.85	1.622	.7877	2.345	1.595	-.0119	49.35
#2	.3409	83.78	1.615	.7864	2.344	1.594	-.0133	49.30
#3	.3400	83.76	1.612	.7816	2.346	1.594	-.0107	49.20

Elem	Cd2288	Ce4040	Co2286	Cr2677	Cu3247	Fe2599	K_7664	Li6707
Units	ppm	ppm	ppm	ppm	ppm	ppm	ppm	ppm
Avg	**1.301**	**1.181**	**1.142**	**1.495**	**.5266**	**153.8**	**19.96**	**.0666**
Stddev	.005	.003	.003	.001	.0011	.1	.01	.0011
%RSD	.4021	.2642	.2476	.0906	.2126	.0803	.0664	1.668
#1	1.307	1.180	1.145	1.495	.5276	153.7	19.98	.0672
#2	1.301	1.179	1.143	1.496	.5268	153.9	19.96	.0654
#3	1.296	1.185	1.139	1.494	.5254	153.6	19.95	.0674

Elem	Mg2790	Mn2576	Mo2020	Na5895	Ni2316	P_1774	Pb2203	S_1820
Units	ppm	ppm	ppm	ppm	ppm	ppm	ppm	ppm
Avg	**23.14**	**2.709**	**.9135**	**1.158**	**.5297**	**5.560**	**1.351**	**.8773**
Stddev	.02	.001	.0040	.007	.0004	.004	.002	.0006
%RSD	.0982	.0187	.4394	.5842	.0738	.0751	.1242	.0645
#1	23.12	2.709	.9174	1.152	.5302	5.556	1.353	.8769
#2	23.13	2.708	.9135	1.165	.5295	5.564	1.351	.8771
#3	23.16	2.709	.9094	1.157	.5294	5.562	1.350	.8780

Elem	Sb2068	Se1960	Si2124	Sn1899	Sr4077	Ti3349	Tl1908	V_2924
Units	ppm	ppm	ppm	ppm	ppm	ppm	ppm	ppm
Avg	**.7682**	**1.621**	**3.165**	**.7657**	**.8418**	**3.494**	**1.109**	**.6395**
Stddev	.0031	.006	.019	.0020	.0001	.005	.008	.0005
%RSD	.4040	.3991	.5934	.2646	.0174	.1518	.7068	.0839
#1	.7716	1.628	3.180	.7665	.8417	3.490	1.115	.6396
#2	.7674	1.619	3.144	.7673	.8420	3.492	1.111	.6401
#3	.7656	1.615	3.172	.7635	.8419	3.500	1.100	.6390

Zoom In Zoom Out

Sample Name: mp28125-lc1 Acquired: 8/23/2021 11:29:22 Type: Unk
Method: SGS 070219(v346) Mode: CONC Corr. Factor: 1.000000
User: admin Custom ID1: Custom ID2: Custom ID3:
Comment:

Elem	W_2079	Zn2062	Zr3391
Units	ppm	ppm	ppm
Avg	**.0147**	**1.656**	**.0684**
Stddev	.0004	.004	.0002
%RSD	2.738	.2211	.2698
#1	.0151	1.660	.0683
#2	.0143	1.655	.0682
#3	.0147	1.653	.0686

Int. Std.	In2306	Y_3600	Y_3710	Y_2243
Units	Cts/S	Cts/S	Cts/S	Cts/S
Avg	**7576.6**	**88860.**	**7137.9**	**3288.6**
Stddev	15.2	148.	16.9	7.0
%RSD	.20098	.16707	.23709	.21385
#1	7559.6	88827.	7124.6	3281.4
#2	7580.9	88730.	7132.2	3289.0
#3	7589.1	89022.	7157.0	3295.5

Zoom In Zoom Out

Sample Name: ccv Acquired: 8/23/2021 11:34:11 Type: QC
Method: SGS 070219(v346) Mode: CONC Corr. Factor: 1.000000
User: admin Custom ID1: Custom ID2: Custom ID3:
Comment:

Elem	Ag3280	Al3961	As1890	B_2089	Ba4554	Be3130	Bi2230	Ca3179	Cd2288
Units	ppm	ppm	ppm	ppm	ppm	ppm	ppm	ppm	ppm
Avg	**.2503**	**39.62**	**1.998**	**2.027**	**1.988**	**2.007**	**2.031**	**40.63**	**2.036**
Stddev	.0009	.07	.003	.001	.002	.004	.002	.10	.003
%RSD	.3650	.1891	.1237	.0488	.0784	.2003	.1200	.2547	.1621
#1	.2502	39.54	2.000	2.028	1.990	2.002	2.034	40.51	2.039
#2	.2512	39.69	1.997	2.028	1.987	2.010	2.029	40.70	2.033
#3	.2494	39.62	1.995	2.026	1.988	2.007	2.030	40.66	2.035
Check ?	Chk Pass	Chk Pass	Chk Pass	Chk Pass	Chk Pass	Chk Pass	Chk Pass	Chk Pass	Chk Pass
Value									
Range									

Elem	Ce4040	Co2286	Cr2677	Cu3247	Fe2599	K_7664	Li6707	Mg2790	Mn2576
Units	ppm	ppm	ppm	ppm	ppm	ppm	ppm	ppm	ppm
Avg	**2.013**	**2.000**	**2.036**	**1.943**	**40.43**	**39.39**	**1.973**	**39.91**	**2.061**
Stddev	.003	.002	.004	.002	.09	.03	.002	.23	.003
%RSD	.1402	.0762	.1811	.1120	.2290	.0771	.0946	.5821	.1576
#1	2.011	2.001	2.038	1.943	40.32	39.42	1.974	39.68	2.064
#2	2.012	2.001	2.032	1.944	40.47	39.36	1.974	40.15	2.058
#3	2.017	1.999	2.039	1.940	40.49	39.38	1.971	39.89	2.063
Check ?	Chk Pass	Chk Pass	Chk Pass	Chk Pass	Chk Pass	Chk Pass	Chk Pass	Chk Pass	Chk Pass
Value									
Range									

Elem	Mo2020	Na5895	Ni2316	P_1774	Pb2203	S_1820	Sb2068	Se1960	Si2124
Units	ppm	ppm	ppm	ppm	ppm	ppm	ppm	ppm	ppm
Avg	**2.022**	**39.57**	**2.027**	**2.004**	**2.040**	**1.984**	**1.996**	**2.002**	**5.095**
Stddev	.003	.05	.001	.007	.001	.004	.001	.002	.004
%RSD	.1401	.1238	.0225	.3421	.0480	.1865	.0597	.0868	.0836
#1	2.025	39.57	2.027	2.000	2.039	1.982	1.994	2.000	5.100
#2	2.019	39.62	2.027	1.999	2.040	1.988	1.996	2.003	5.092
#3	2.021	39.52	2.028	2.011	2.041	1.982	1.997	2.003	5.093
Check ?	Chk Pass	Chk Pass	Chk Pass	Chk Pass	Chk Pass	Chk Pass	Chk Pass	Chk Pass	Chk Pass
Value									
Range									

Zoom In Zoom Out

Sample Name: ccv Acquired: 8/23/2021 11:34:11 Type: QC
Method: SGS 070219(v346) Mode: CONC Corr. Factor: 1.000000
User: admin Custom ID1: Custom ID2: Custom ID3:
Comment:

Elem	Sn1899	Sr4077	Ti3349	Tl1908	V_2924	W_2079	Zn2062	Zr3391
Units	ppm	ppm	ppm	ppm	ppm	ppm	ppm	ppm
Avg	**2.054**	**1.975**	**2.019**	**2.032**	**2.009**	**2.010**	**2.046**	**1.998**
Stddev	.002	.004	.002	.007	.002	.004	.005	.001
%RSD	.0751	.1948	.0731	.3250	.1060	.2050	.2466	.0356
#1	2.056	1.971	2.021	2.026	2.009	2.014	2.052	1.998
#2	2.053	1.975	2.018	2.039	2.007	2.010	2.043	1.999
#3	2.053	1.979	2.019	2.030	2.011	2.006	2.043	1.998
Check ?	Chk Pass	Chk Pass	Chk Pass	Chk Pass	Chk Pass	Chk Pass	Chk Pass	Chk Pass
Value								
Range								

Int. Std.	In2306	Y_3600	Y_3710	Y_2243
Units	Cts/S	Cts/S	Cts/S	Cts/S
Avg	**7394.6**	**84306.**	**6737.8**	**3152.1**
Stddev	5.6	232.	31.2	5.3
%RSD	.07641	.27475	.46358	.16923
#1	7392.1	84142.	6773.8	3147.3
#2	7390.6	84571.	6718.8	3151.3
#3	7401.1	84206.	6720.7	3157.9

Zoom In Zoom Out

Sample Name: ccb Acquired: 8/23/2021 11:38:57 Type: QC
Method: SGS 070219(v346) Mode: CONC Corr. Factor: 1.000000
User: admin Custom ID1: Custom ID2: Custom ID3:
Comment:

Elem	Ag3280	Al3961	As1890	B_2089	Ba4554	Be3130	Bi2230	Ca3179	Cd2288
Units	ppm	ppm	ppm	ppm	ppm	ppm	ppm	ppm	ppm
Avg	**.0000**	**.0035**	**-.0006**	**.0039**	**-.0001**	**-.0001**	**-.0003**	**-.0011**	**.0001**
Stddev	.0001	.0041	.0010	.0002	.0003	.0001	.0009	.0028	.0001
%RSD	718.4	115.4	175.2	6.256	199.8	57.68	319.4	248.4	48.09
#1	.0001	-.0003	.0006	.0038	-.0001	-.0001	.0001	-.0012	.0001
#2	.0001	.0078	-.0012	.0042	.0001	-.0001	-.0014	-.0039	.0001
#3	-.0001	.0031	-.0010	.0038	-.0005	-.0002	.0004	.0017	.0002
Check ?	Chk Pass	Chk Pass	Chk Pass	Chk Pass	Chk Pass	Chk Pass	Chk Pass	Chk Pass	Chk Pass
High Limit									
Low Limit									

Elem	Ce4040	Co2286	Cr2677	Cu3247	Fe2599	K_7664	Li6707	Mg2790	Mn2576
Units	ppm	ppm	ppm	ppm	ppm	ppm	ppm	ppm	ppm
Avg	**.0007**	**-.0000**	**.0002**	**-.0000**	**.0018**	**-.0469**	**.0005**	**-.0245**	**-.0001**
Stddev	.0021	.0001	.0002	.0004	.0043	.0143	.0010	.0318	.0000
%RSD	300.3	481.4	89.49	1521.	236.1	30.56	209.3	129.6	93.65
#1	.0004	-.0001	.0003	.0004	.0055	-.0322	.0006	-.0386	-.0001
#2	-.0012	.0001	-.0000	.0000	-.0029	-.0608	.0014	.0119	-.0001
#3	.0029	-.0001	.0003	-.0005	.0029	-.0478	-.0006	-.0469	.0000
Check ?	Chk Pass	Chk Pass	Chk Pass	Chk Pass	Chk Pass	Chk Pass	Chk Pass	Chk Pass	Chk Pass
High Limit									
Low Limit									

Elem	Mo2020	Na5895	Ni2316	P_1774	Pb2203	S_1820	Sb2068	Se1960	Si2124
Units	ppm	ppm	ppm	ppm	ppm	ppm	ppm	ppm	ppm
Avg	**.0005**	**-.1775**	**-.0002**	**-.0002**	**.0001**	**-.0006**	**-.0008**	**.0004**	**.0028**
Stddev	.0001	.0038	.0002	.0021	.0005	.0024	.0007	.0005	.0001
%RSD	25.66	2.154	98.61	1032.	717.0	395.4	88.02	135.0	2.176
#1	.0006	-.1759	-.0002	-.0024	.0006	.0009	-.0005	.0005	.0027
#2	.0005	-.1818	-.0003	.0002	-.0002	-.0033	-.0017	.0007	.0028
#3	.0004	-.1747	.0000	.0016	-.0002	.0007	-.0003	-.0002	.0027
Check ?	Chk Pass	Chk Pass	Chk Pass	Chk Pass	Chk Pass	Chk Pass	Chk Pass	Chk Pass	Chk Pass
High Limit									
Low Limit									

Zoom In Zoom Out

Sample Name: ccb Acquired: 8/23/2021 11:38:57 Type: QC
Method: SGS 070219(v346) Mode: CONC Corr. Factor: 1.000000
User: admin Custom ID1: Custom ID2: Custom ID3:
Comment:

Elem	Sn1899	Sr4077	Ti3349	Tl1908	V_2924	W_2079	Zn2062	Zr3391
Units	ppm	ppm	ppm	ppm	ppm	ppm	ppm	ppm
Avg	**-.0006**	**.0000**	**-.0003**	**-.0002**	**-.0004**	**-.0004**	**.0002**	**.0002**
Stddev	.0002	.0001	.0001	.0002	.0002	.0006	.0001	.0001
%RSD	39.54	815.6	20.43	116.5	53.73	146.6	34.40	31.42
#1	-.0005	-.0000	-.0003	-.0001	-.0003	-.0010	.0001	.0003
#2	-.0008	.0001	-.0004	-.0000	-.0006	-.0003	.0002	.0002
#3	-.0004	-.0000	-.0002	-.0005	-.0002	.0001	.0002	.0001
Check ?	Chk Pass	Chk Pass	Chk Pass	Chk Pass	Chk Pass	Chk Pass	Chk Pass	Chk Pass
High Limit								
Low Limit								

Int. Std.	In2306	Y_3600	Y_3710	Y_2243
Units	Cts/S	Cts/S	Cts/S	Cts/S
Avg	**8266.8**	**87716.**	**6807.0**	**3251.0**
Stddev	11.3	70.	33.0	6.6
%RSD	.13620	.07932	.48514	.20375
#1	8257.8	87794.	6793.0	3245.4
#2	8263.2	87662.	6783.2	3249.3
#3	8279.4	87691.	6844.7	3258.3

Zoom In Zoom Out

Sample Name: mp28125-mb1conf Acquired: 8/23/2021 11:44:09 Type: Unk
Method: SGS 070219(v346) Mode: CONC Corr. Factor: 1.000000
User: admin Custom ID1: Custom ID2: Custom ID3:
Comment:

Elem	Ag3280	Al3961	As1890	B_2089	Ba4554	Be3130	Bi2230	Ca3179	Cd2288
Units	ppm	ppm	ppm	ppm	ppm	ppm	ppm	ppm	ppm
Avg	**.0003**	**.0117**	**-.0005**	**.0050**	**.0002**	**-.0000**	**-.0005**	**.0787**	**.0002**
Stddev	.0004	.0037	.0002	.0005	.0001	.0001	.0003	.0025	.0001
%RSD	139.0	31.79	41.30	9.820	77.32	2126.	66.11	3.240	41.66
#1	.0005	.0097	-.0007	.0054	.0002	-.0001	-.0006	.0761	.0001
#2	-.0002	.0095	-.0006	.0045	.0000	.0001	-.0007	.0811	.0002
#3	.0005	.0160	-.0003	.0052	.0003	-.0001	-.0001	.0789	.0002

Elem	Ce4040	Co2286	Cr2677	Cu3247	Fe2599	K_7664	Li6707	Mg2790	Mn2576
Units	ppm	ppm	ppm	ppm	ppm	ppm	ppm	ppm	ppm
Avg	**-.0004**	**.0002**	**.0010**	**.0005**	**.0176**	**-.0592**	**.0003**	**-.0377**	**.0004**
Stddev	.0013	.0002	.0001	.0003	.0021	.0228	.0008	.0609	.0000
%RSD	300.5	93.01	10.52	66.47	12.01	38.50	301.6	161.7	6.863
#1	-.0012	.0000	.0011	.0006	.0174	-.0755	.0011	-.0516	.0004
#2	.0010	.0004	.0009	.0008	.0156	-.0332	.0002	-.0904	.0004
#3	-.0011	.0002	.0009	.0001	.0198	-.0690	-.0005	.0290	.0004

Elem	Mo2020	Na5895	Ni2316	P_1774	Pb2203	S_1820	Sb2068	Se1960	Si2124
Units	ppm	ppm	ppm	ppm	ppm	ppm	ppm	ppm	ppm
Avg	**.0009**	**-.1124**	**.0001**	**.0207**	**.0003**	**.0076**	**.0004**	**.0015**	**.0189**
Stddev	.0001	.0031	.0002	.0010	.0006	.0019	.0014	.0005	.0004
%RSD	9.946	2.771	171.9	4.823	194.3	25.53	337.0	31.89	1.903
#1	.0009	-.1139	.0003	.0216	.0009	.0074	-.0010	.0018	.0185
#2	.0008	-.1088	.0002	.0210	-.0002	.0096	.0006	.0009	.0192
#3	.0010	-.1144	-.0001	.0196	.0002	.0057	.0017	.0017	.0191

Elem	Sn1899	Sr4077	Ti3349	Tl1908	V_2924	W_2079	Zn2062	Zr3391
Units	ppm	ppm	ppm	ppm	ppm	ppm	ppm	ppm
Avg	**.0190**	**.0004**	**.0005**	**.0005**	**.0000**	**-.0004**	**.0062**	**.0003**
Stddev	.0003	.0001	.0003	.0001	.0001	.0006	.0002	.0002
%RSD	1.767	13.70	64.05	29.46	767.7	170.1	2.499	53.27
#1	.0187	.0004	.0002	.0003	-.0001	-.0007	.0061	.0005
#2	.0193	.0004	.0008	.0005	.0001	-.0008	.0064	.0001
#3	.0190	.0005	.0005	.0006	-.0000	.0004	.0061	.0003

Zoom In Zoom Out

Sample Name: mp28125-mb1conf Acquired: 8/23/2021 11:44:09 Type: Unk
Method: SGS 070219(v346) Mode: CONC Corr. Factor: 1.000000
User: admin Custom ID1: Custom ID2: Custom ID3:
Comment:

Int. Std.	In2306	Y_3600	Y_3710	Y_2243
Units	Cts/S	Cts/S	Cts/S	Cts/S
Avg	**8263.6**	**88066.**	**6907.0**	**3235.2**
Stddev	5.8	88.	5.0	1.9
%RSD	.06970	.09983	.07217	.05813
#1	8262.9	88104.	6904.4	3237.3
#2	8258.1	88130.	6912.7	3233.7
#3	8269.6	87966.	6903.9	3234.6

Zoom In Zoom Out

Sample Name: mp28125-b1conf Acquired: 8/23/2021 11:49:21 Type: Unk
Method: SGS 070219(v346) Mode: CONC Corr. Factor: 1.000000
User: admin Custom ID1: Custom ID2: Custom ID3:
Comment:

Elem	Ag3280	Al3961	As1890	B_2089	Ba4554	Be3130	Bi2230	Ca3179
Units	ppm	ppm	ppm	ppm	ppm	ppm	ppm	ppm
Avg	**.2439**	**24.77**	**1.875**	**1.897**	**1.912**	**1.936**	**.0061**	**25.48**
Stddev	.0009	.06	.007	.002	.004	.003	.0003	.04
%RSD	.3671	.2429	.3952	.1049	.2006	.1319	5.248	.1576
#1	.2435	24.78	1.877	1.899	1.913	1.936	.0058	25.44
#2	.2449	24.82	1.880	1.897	1.915	1.939	.0061	25.51
#3	.2433	24.70	1.866	1.895	1.908	1.934	.0064	25.49

Elem	Cd2288	Ce4040	Co2286	Cr2677	Cu3247	Fe2599	K_7664	Li6707
Units	ppm	ppm	ppm	ppm	ppm	ppm	ppm	ppm
Avg	**1.954**	**.1367**	**1.899**	**1.957**	**1.893**	**25.45**	**24.46**	**-.0007**
Stddev	.004	.0024	.006	.003	.002	.06	.06	.0004
%RSD	.2259	1.776	.2972	.1388	.1254	.2176	.2538	61.17
#1	1.958	.1350	1.904	1.960	1.896	25.39	24.47	-.0012
#2	1.953	.1395	1.899	1.958	1.894	25.50	24.52	-.0004
#3	1.949	.1356	1.893	1.954	1.891	25.47	24.40	-.0005

Elem	Mg2790	Mn2576	Mo2020	Na5895	Ni2316	P_1774	Pb2203	S_1820
Units	ppm	ppm	ppm	ppm	ppm	ppm	ppm	ppm
Avg	**24.77**	**1.989**	**1.915**	**24.66**	**1.923**	**1.947**	**1.940**	F **-.0646**
Stddev	.06	.003	.004	.05	.005	.006	.005	.0018
%RSD	.2550	.1651	.2290	.1941	.2770	.3117	.2822	2.807
#1	24.81	1.988	1.916	24.65	1.928	1.948	1.944	-.0659
#2	24.70	1.993	1.919	24.72	1.923	1.953	1.942	-.0625
#3	24.80	1.986	1.910	24.63	1.917	1.941	1.934	-.0653

Elem	Sb2068	Se1960	Si2124	Sn1899	Sr4077	Ti3349	Tl1908	V_2924
Units	ppm	ppm	ppm	ppm	ppm	ppm	ppm	ppm
Avg	**1.897**	**1.888**	**.1707**	**1.977**	**1.904**	**1.911**	**1.899**	**1.927**
Stddev	.004	.004	.0002	.007	.004	.004	.009	.002
%RSD	.1980	.2333	.1378	.3556	.1995	.1990	.4867	.0913
#1	1.894	1.891	.1705	1.981	1.903	1.907	1.901	1.929
#2	1.901	1.890	.1709	1.982	1.908	1.915	1.907	1.926
#3	1.895	1.883	.1708	1.969	1.901	1.910	1.889	1.926

Zoom In Zoom Out

Sample Name: mp28125-b1conf Acquired: 8/23/2021 11:49:21 Type: Unk
Method: SGS 070219(v346) Mode: CONC Corr. Factor: 1.000000
User: admin Custom ID1: Custom ID2: Custom ID3:
Comment:

Elem	W_2079	Zn2062	Zr3391
Units	ppm	ppm	ppm
Avg	**1.574**	**1.971**	**1.889**
Stddev	.009	.006	.001
%RSD	.5541	.3311	.0381
#1	1.564	1.977	1.889
#2	1.580	1.972	1.890
#3	1.578	1.964	1.888

Int. Std.	In2306	Y_3600	Y_3710	Y_2243
Units	Cts/S	Cts/S	Cts/S	Cts/S
Avg	**7633.7**	**85569.**	**6825.3**	**3183.1**
Stddev	23.3	170.	32.1	7.1
%RSD	.30525	.19813	.47075	.22200
#1	7608.5	85716.	6858.3	3175.8
#2	7638.1	85383.	6823.5	3183.7
#3	7654.4	85608.	6794.1	3189.9

Zoom In Zoom Out

Sample Name: mp28125-s1conf Acquired: 8/23/2021 11:54:09 Type: Unk
Method: SGS 070219(v346) Mode: CONC Corr. Factor: 1.000000
User: admin Custom ID1: Custom ID2: Custom ID3:
Comment:

Elem	Ag3280	Al3961	As1890	B_2089	Ba4554	Be3130	Bi2230	Ca3179	Cd2288
Units	ppm	ppm	ppm	ppm	ppm	ppm	ppm	ppm	ppm
Avg	**.2384**	**62.38**	**1.817**	**1.801**	**2.002**	**1.863**	**.0062**	**39.46**	**1.886**
Stddev	.0008	.09	.008	.004	.001	.004	.0018	.10	.005
%RSD	.3340	.1426	.4290	.2108	.0498	.1922	28.84	.2489	.2793
#1	.2375	62.41	1.826	1.805	2.003	1.865	.0065	39.42	1.892
#2	.2391	62.27	1.814	1.799	2.002	1.859	.0078	39.39	1.883
#3	.2387	62.44	1.812	1.799	2.002	1.865	.0043	39.57	1.883

Elem	Ce4040	Co2286	Cr2677	Cu3247	Fe2599	K_7664	Li6707	Mg2790	Mn2576
Units	ppm	ppm	ppm	ppm	ppm	ppm	ppm	ppm	ppm
Avg	**.5361**	**1.906**	**1.932**	**1.867**	**76.95**	**31.56**	**.0404**	**35.99**	**2.824**
Stddev	.0042	.004	.009	.003	.23	.03	.0008	.06	.007
%RSD	.7913	.2146	.4630	.1326	.3019	.0897	1.869	.1636	.2657
#1	.5316	1.910	1.924	1.864	76.83	31.60	.0396	35.93	2.818
#2	.5368	1.907	1.942	1.869	76.80	31.55	.0411	36.03	2.832
#3	.5400	1.902	1.932	1.869	77.21	31.55	.0406	36.02	2.822

Elem	Mo2020	Na5895	Ni2316	P_1774	Pb2203	S_1820	Sb2068	Se1960	Si2124
Units	ppm	ppm	ppm	ppm	ppm	ppm	ppm	ppm	ppm
Avg	**1.819**	**24.88**	**1.952**	**3.981**	**1.948**	**.0397**	**1.479**	**1.813**	**3.335**
Stddev	.004	.04	.005	.020	.003	.0040	.002	.006	.006
%RSD	.2224	.1753	.2463	.5040	.1284	10.10	.1490	.3326	.1852
#1	1.823	24.91	1.957	3.996	1.950	.0437	1.480	1.808	3.342
#2	1.816	24.83	1.954	3.988	1.948	.0397	1.477	1.820	3.335
#3	1.817	24.89	1.947	3.958	1.945	.0357	1.481	1.812	3.330

Elem	Sn1899	Sr4077	Ti3349	Tl1908	V_2924	W_2079	Zn2062	Zr3391
Units	ppm	ppm	ppm	ppm	ppm	ppm	ppm	ppm
Avg	**1.860**	**1.947**	**5.646**	**1.879**	**1.928**	**1.083**	**1.997**	**1.874**
Stddev	.002	.002	.006	.001	.006	.001	.004	.003
%RSD	.1172	.0774	.1094	.0460	.2910	.0661	.1959	.1747
#1	1.863	1.946	5.648	1.878	1.922	1.084	1.999	1.871
#2	1.858	1.947	5.639	1.880	1.933	1.083	2.000	1.877
#3	1.859	1.949	5.651	1.880	1.928	1.083	1.993	1.874

Zoom In Zoom Out

Sample Name: mp28125-s1conf Acquired: 8/23/2021 11:54:09 Type: Unk
Method: SGS 070219(v346) Mode: CONC Corr. Factor: 1.000000
User: admin Custom ID1: Custom ID2: Custom ID3:
Comment:

Int. Std.	In2306	Y_3600	Y_3710	Y_2243
Units	Cts/S	Cts/S	Cts/S	Cts/S
Avg	**7516.8**	**88199.**	**7060.3**	**3273.5**
Stddev	18.7	131.	21.5	6.8
%RSD	.24867	.14807	.30393	.20717
#1	7498.9	88294.	7078.1	3266.1
#2	7515.2	88050.	7066.2	3274.7
#3	7536.2	88253.	7036.5	3279.5

Zoom In Zoom Out

Sample Name: mp28125-s2conf Acquired: 8/23/2021 11:58:55 Type: Unk
Method: SGS 070219(v346) Mode: CONC Corr. Factor: 1.000000
User: admin Custom ID1: Custom ID2: Custom ID3:
Comment:

Elem	Ag3280	Al3961	As1890	B_2089	Ba4554	Be3130	Bi2230	Ca3179	Cd2288
Units	ppm	ppm	ppm	ppm	ppm	ppm	ppm	ppm	ppm
Avg	**.2382**	**67.09**	**1.820**	**1.809**	**2.003**	**1.855**	**.0066**	**37.02**	**1.892**
Stddev	.0004	.15	.004	.006	.002	.003	.0003	.06	.006
%RSD	.1784	.2252	.2389	.3095	.1215	.1792	3.882	.1505	.3085
#1	.2387	66.93	1.821	1.808	2.001	1.854	.0068	36.97	1.889
#2	.2378	67.11	1.824	1.815	2.003	1.853	.0063	37.03	1.898
#3	.2381	67.23	1.815	1.804	2.006	1.859	.0066	37.08	1.888

Elem	Ce4040	Co2286	Cr2677	Cu3247	Fe2599	K_7664	Li6707	Mg2790	Mn2576
Units	ppm	ppm	ppm	ppm	ppm	ppm	ppm	ppm	ppm
Avg	**.4955**	**1.905**	**1.937**	**1.864**	**79.46**	**31.52**	**.0473**	**35.71**	**2.789**
Stddev	.0023	.004	.005	.005	.09	.05	.0009	.01	.005
%RSD	.4551	.2257	.2556	.2750	.1095	.1626	1.839	.0153	.1845
#1	.4952	1.901	1.940	1.858	79.39	31.46	.0463	35.71	2.788
#2	.4935	1.909	1.932	1.868	79.43	31.55	.0476	35.70	2.784
#3	.4979	1.905	1.941	1.866	79.56	31.54	.0480	35.71	2.794

Elem	Mo2020	Na5895	Ni2316	P_1774	Pb2203	S_1820	Sb2068	Se1960	Si2124
Units	ppm	ppm	ppm	ppm	ppm	ppm	ppm	ppm	ppm
Avg	**1.826**	**24.81**	**1.948**	**3.548**	**1.944**	**.0212**	**1.476**	**1.816**	**3.765**
Stddev	.004	.03	.005	.010	.005	.0036	.005	.007	.014
%RSD	.2378	.1069	.2801	.2858	.2715	16.87	.3199	.3908	.3825
#1	1.826	24.82	1.944	3.553	1.944	.0183	1.478	1.816	3.766
#2	1.831	24.79	1.954	3.556	1.949	.0200	1.479	1.822	3.778
#3	1.822	24.84	1.946	3.537	1.939	.0252	1.470	1.808	3.750

Elem	Sn1899	Sr4077	Ti3349	Tl1908	V_2924	W_2079	Zn2062	Zr3391
Units	ppm	ppm	ppm	ppm	ppm	ppm	ppm	ppm
Avg	**1.857**	**1.937**	**5.096**	**1.878**	**1.927**	**1.251**	**1.995**	**1.876**
Stddev	.005	.003	.004	.003	.005	.003	.007	.004
%RSD	.2723	.1473	.0810	.1765	.2567	.2538	.3488	.2356
#1	1.856	1.935	5.094	1.880	1.927	1.251	1.997	1.874
#2	1.862	1.935	5.093	1.881	1.922	1.255	2.001	1.874
#3	1.852	1.940	5.101	1.874	1.932	1.248	1.988	1.881

Zoom In Zoom Out

Sample Name: mp28125-s2conf Acquired: 8/23/2021 11:58:55 Type: Unk
Method: SGS 070219(v346) Mode: CONC Corr. Factor: 1.000000
User: admin Custom ID1: Custom ID2: Custom ID3:
Comment:

Int. Std.	In2306	Y_3600	Y_3710	Y_2243
Units	Cts/S	Cts/S	Cts/S	Cts/S
Avg	**7516.5**	**87877.**	**7051.3**	**3258.9**
Stddev	12.7	156.	25.8	8.6
%RSD	.16893	.17771	.36603	.26270
#1	7525.6	87787.	7078.2	3260.6
#2	7502.0	88057.	7026.8	3249.7
#3	7521.9	87786.	7049.0	3266.5

Zoom In Zoom Out

Sample Name: jd29876-5conf Acquired: 8/23/2021 12:03:42 Type: Unk
Method: SGS 070219(v346) Mode: CONC Corr. Factor: 1.000000
User: admin Custom ID1: Custom ID2: Custom ID3:
Comment:

Elem	Ag3280	Al3961	As1890	B_2089	Ba4554	Be3130	Bi2230	Ca3179	Cd2288
Units	ppm	ppm	ppm	ppm	ppm	ppm	ppm	ppm	ppm
Avg	**.0032**	**30.87**	**.0091**	**.0097**	**.1235**	**.0030**	**-.0008**	**7.845**	**.0011**
Stddev	.0001	.07	.0013	.0005	.0005	.0001	.0013	.010	.0002
%RSD	1.562	.2216	13.88	5.531	.3786	3.322	165.9	.1265	21.32
#1	.0033	30.86	.0094	.0102	.1232	.0029	-.0009	7.835	.0012
#2	.0033	30.95	.0101	.0096	.1241	.0029	-.0020	7.854	.0012
#3	.0032	30.81	.0077	.0091	.1233	.0031	.0006	7.845	.0008

Elem	Ce4040	Co2286	Cr2677	Cu3247	Fe2599	K_7664	Li6707	Mg2790	Mn2576
Units	ppm	ppm	ppm	ppm	ppm	ppm	ppm	ppm	ppm
Avg	**.3453**	**.0162**	**.0507**	**.0283**	**49.71**	**5.839**	**.0413**	**9.682**	**.7628**
Stddev	.0009	.0003	.0004	.0004	.12	.015	.0009	.066	.0019
%RSD	.2587	2.149	.7716	1.422	.2474	.2504	2.088	.6787	.2445
#1	.3443	.0158	.0503	.0287	49.74	5.844	.0408	9.635	.7610
#2	.3460	.0165	.0507	.0280	49.81	5.850	.0408	9.654	.7647
#3	.3457	.0162	.0510	.0281	49.58	5.822	.0423	9.757	.7627

Elem	Mo2020	Na5895	Ni2316	P_1774	Pb2203	S_1820	Sb2068	Se1960	Si2124
Units	ppm	ppm	ppm	ppm	ppm	ppm	ppm	ppm	ppm
Avg	**.0038**	**.5401**	**.0350**	**1.445**	**.0262**	**.0589**	**-.0019**	**.0010**	**1.357**
Stddev	.0002	.0042	.0003	.002	.0005	.0028	.0008	.0016	.005
%RSD	5.047	.7868	.9464	.1533	1.841	4.769	45.12	151.6	.3813
#1	.0040	.5353	.0350	1.447	.0257	.0616	-.0024	.0008	1.351
#2	.0039	.5435	.0353	1.444	.0262	.0560	-.0023	-.0004	1.362
#3	.0036	.5415	.0347	1.443	.0266	.0591	-.0009	.0027	1.358

Elem	Sn1899	Sr4077	Ti3349	Tl1908	V_2924	W_2079	Zn2062	Zr3391
Units	ppm	ppm	ppm	ppm	ppm	ppm	ppm	ppm
Avg	**.0194**	**.0665**	**2.743**	**.0015**	**.0654**	**.0149**	**.1013**	**.0329**
Stddev	.0003	.0001	.004	.0007	.0004	.0013	.0005	.0001
%RSD	1.659	.1189	.1463	48.98	.6660	8.839	.4542	.2343
#1	.0197	.0664	2.741	.0013	.0651	.0157	.1014	.0329
#2	.0194	.0664	2.748	.0009	.0652	.0157	.1007	.0330
#3	.0191	.0665	2.741	.0023	.0659	.0134	.1016	.0329

Zoom In Zoom Out

Sample Name: jd29876-5conf Acquired: 8/23/2021 12:03:42 Type: Unk
Method: SGS 070219(v346) Mode: CONC Corr. Factor: 1.000000
User: admin Custom ID1: Custom ID2: Custom ID3:
Comment:

Int. Std.	In2306	Y_3600	Y_3710	Y_2243
Units	Cts/S	Cts/S	Cts/S	Cts/S
Avg	**7948.0**	**90489.**	**7118.8**	**3333.2**
Stddev	3.6	245.	26.9	2.8
%RSD	.04565	.27072	.37775	.08309
#1	7951.6	90754.	7117.2	3336.4
#2	7948.2	90271.	7092.7	3331.9
#3	7944.3	90442.	7146.4	3331.3

Zoom In Zoom Out

Sample Name: mp28125-sd1conf Acquired: 8/23/2021 12:08:44 Type: Unk
Method: SGS 070219(v346) Mode: CONC Corr. Factor: 5.000000
User: admin Custom ID1: Custom ID2: Custom ID3:
Comment:

Elem	Ag3280	Al3961	As1890	B_2089	Ba4554	Be3130	Bi2230	Ca3179	Cd2288
Units	ppm	ppm	ppm	ppm	ppm	ppm	ppm	ppm	ppm
Avg	**.0048**	**39.39**	**.0065**	**.0205**	**.1597**	**.0032**	**-.0042**	**9.588**	**.0015**
Stddev	.0008	.02	.0038	.0032	.0012	.0001	.0075	.060	.0006
%RSD	17.10	.0504	57.68	15.79	.7415	4.052	176.8	.6315	43.44
#1	.0055	39.40	.0022	.0243	.1611	.0031	-.0108	9.539	.0015
#2	.0050	39.40	.0086	.0183	.1589	.0034	-.0058	9.569	.0020
#3	.0039	39.36	.0088	.0190	.1592	.0031	.0039	9.655	.0008

Elem	Ce4040	Co2286	Cr2677	Cu3247	Fe2599	K_7664	Li6707	Mg2790	Mn2576
Units	ppm	ppm	ppm	ppm	ppm	ppm	ppm	ppm	ppm
Avg	**.4243**	**.0208**	**.0662**	**.0375**	**65.01**	**7.172**	**.0542**	**13.35**	**1.070**
Stddev	.0082	.0011	.0001	.0009	.14	.085	.0019	.30	.004
%RSD	1.934	5.344	.1802	2.520	.2223	1.187	3.508	2.211	.3266
#1	.4336	.0218	.0662	.0372	65.14	7.270	.0562	13.69	1.068
#2	.4182	.0209	.0663	.0385	64.85	7.122	.0540	13.12	1.067
#3	.4211	.0196	.0661	.0367	65.04	7.124	.0524	13.26	1.074

Elem	Mo2020	Na5895	Ni2316	P_1774	Pb2203	S_1820	Sb2068	Se1960	Si2124
Units	ppm	ppm	ppm	ppm	ppm	ppm	ppm	ppm	ppm
Avg	**.0048**	**-.0097**	**.0449**	**1.714**	**.0296**	**.0677**	**-.0032**	**.0066**	**1.614**
Stddev	.0005	.0503	.0009	.005	.0014	.0055	.0059	.0137	.006
%RSD	11.20	517.2	1.935	.3191	4.682	8.047	188.1	205.7	.3475
#1	.0052	.0161	.0457	1.709	.0296	.0707	.0019	.0187	1.620
#2	.0050	-.0678	.0449	1.714	.0310	.0614	-.0097	-.0082	1.613
#3	.0042	.0224	.0440	1.720	.0282	.0710	-.0017	.0095	1.609

Elem	Sn1899	Sr4077	Ti3349	Tl1908	V_2924	W_2079	Zn2062	Zr3391
Units	ppm	ppm	ppm	ppm	ppm	ppm	ppm	ppm
Avg	**.0232**	**.0858**	**3.198**	**.0066**	**.0802**	**.0445**	**.1384**	**.0396**
Stddev	.0020	.0004	.006	.0018	.0004	.0004	.0012	.0005
%RSD	8.539	.4621	.2041	26.60	.5489	.9676	.8570	1.340
#1	.0249	.0857	3.203	.0086	.0797	.0446	.1373	.0391
#2	.0237	.0862	3.191	.0052	.0801	.0450	.1396	.0401
#3	.0210	.0854	3.201	.0060	.0806	.0441	.1383	.0395

Zoom In Zoom Out

Sample Name: mp28125-sd1conf Acquired: 8/23/2021 12:08:44 Type: Unk
Method: SGS 070219(v346) Mode: CONC Corr. Factor: 5.000000
User: admin Custom ID1: Custom ID2: Custom ID3:
Comment:

Int. Std.	In2306	Y_3600	Y_3710	Y_2243
Units	Cts/S	Cts/S	Cts/S	Cts/S
Avg	**8153.8**	**88925.**	**6942.4**	**3289.5**
Stddev	17.5	173.	38.2	6.1
%RSD	.21458	.19492	.55060	.18447
#1	8171.3	89075.	6930.8	3296.0
#2	8136.3	88964.	6985.0	3284.0
#3	8153.8	88735.	6911.2	3288.5

Zoom In Zoom Out

Sample Name: jd29497-5t Acquired: 8/23/2021 12:13:50 Type: Unk
Method: SGS 070219(v346) Mode: CONC Corr. Factor: 1.000000
User: admin Custom ID1: Custom ID2: Custom ID3:
Comment:

Elem	Ag3280	Al3961	As1890	B_2089	Ba4554	Be3130	Bi2230	Ca3179	Cd2288
Units	ppm	ppm	ppm	ppm	ppm	ppm	ppm	ppm	ppm
Avg	**.0043**	**106.5**	**.0172**	**.0872**	**.5237**	**.0075**	**-.0008**	**13.45**	**.0050**
Stddev	.0005	.2	.0008	.0015	.0023	.0001	.0015	.03	.0001
%RSD	11.54	.2156	4.569	1.736	.4315	1.588	183.5	.2360	1.626
#1	.0049	106.7	.0178	.0888	.5258	.0074	.0005	13.41	.0050
#2	.0042	106.2	.0175	.0858	.5213	.0076	-.0024	13.45	.0049
#3	.0039	106.5	.0163	.0869	.5239	.0075	-.0005	13.48	.0051

Elem	Ce4040	Co2286	Cr2677	Cu3247	Fe2599	K_7664	Li6707	Mg2790	Mn2576
Units	ppm	ppm	ppm	ppm	ppm	ppm	ppm	ppm	ppm
Avg	**.6436**	**.0921**	**.1638**	**.1278**	**189.8**	**20.16**	**.2954**	**58.89**	**5.048**
Stddev	.0024	.0004	.0010	.0005	.2	.06	.0016	.42	.024
%RSD	.3755	.4785	.6369	.4033	.1044	.2986	.5388	.7215	.4843
#1	.6441	.0919	.1629	.1274	189.6	20.17	.2972	58.41	5.022
#2	.6410	.0926	.1636	.1275	189.9	20.09	.2945	59.02	5.050
#3	.6458	.0918	.1650	.1284	189.9	20.21	.2945	59.23	5.071

Elem	Mo2020	Na5895	Ni2316	P_1774	Pb2203	S_1820	Sb2068	Se1960	Si2124
Units	ppm	ppm	ppm	ppm	ppm	ppm	ppm	ppm	ppm
Avg	**.0044**	**2.916**	**.2199**	**1.766**	**.1028**	**.1140**	**-.0012**	**.0015**	**1.676**
Stddev	.0001	.011	.0004	.005	.0011	.0040	.0002	.0033	.003
%RSD	2.147	.3854	.1948	.2767	1.096	3.510	21.14	220.0	.1778
#1	.0043	2.925	.2199	1.760	.1020	.1176	-.0012	.0041	1.678
#2	.0044	2.903	.2203	1.770	.1040	.1097	-.0009	.0027	1.676
#3	.0044	2.918	.2195	1.767	.1022	.1146	-.0014	-.0022	1.673

Elem	Sn1899	Sr4077	Ti3349	Tl1908	V_2924	W_2079	Zn2062	Zr3391
Units	ppm	ppm	ppm	ppm	ppm	ppm	ppm	ppm
Avg	**.0199**	**.2582**	**1.436**	**.0035**	**.1533**	**.0111**	**.5168**	**.0471**
Stddev	.0003	.0009	.001	.0002	.0010	.0016	.0010	.0002
%RSD	1.386	.3345	.0755	5.077	.6370	14.08	.2021	.3964
#1	.0202	.2590	1.437	.0034	.1531	.0093	.5166	.0470
#2	.0197	.2583	1.435	.0034	.1524	.0122	.5179	.0470
#3	.0198	.2573	1.437	.0037	.1543	.0119	.5158	.0473

Zoom In Zoom Out

Sample Name: jd29497-5t Acquired: 8/23/2021 12:13:50 Type: Unk
Method: SGS 070219(v346) Mode: CONC Corr. Factor: 1.000000
User: admin Custom ID1: Custom ID2: Custom ID3:
Comment:

Int. Std.	In2306	Y_3600	Y_3710	Y_2243
Units	Cts/S	Cts/S	Cts/S	Cts/S
Avg	**7638.9**	**88173.**	**7157.8**	**3297.3**
Stddev	8.7	177.	66.3	5.3
%RSD	.11412	.20091	.92667	.15989
#1	7649.0	88326.	7232.5	3302.1
#2	7634.1	88214.	7135.1	3291.7
#3	7633.6	87979.	7105.8	3298.0

Zoom In Zoom Out

Sample Name: jd29497-9t Acquired: 8/23/2021 12:18:58 Type: Unk
Method: SGS 070219(v346) Mode: CONC Corr. Factor: 1.000000
User: admin Custom ID1: Custom ID2: Custom ID3:
Comment:

Elem	Ag3280	Al3961	As1890	B_2089	Ba4554	Be3130	Bi2230	Ca3179	Cd2288
Units	ppm	ppm	ppm	ppm	ppm	ppm	ppm	ppm	ppm
Avg	**.0057**	**88.73**	**.0211**	**.1016**	**.5291**	**.0068**	**.0015**	**11.48**	**.0046**
Stddev	.0004	.15	.0011	.0004	.0006	.0001	.0013	.01	.0002
%RSD	6.399	.1715	5.314	.4151	.1148	1.403	86.94	.0931	4.128
#1	.0054	88.58	.0222	.1015	.5288	.0068	.0017	11.47	.0048
#2	.0055	88.73	.0199	.1021	.5287	.0069	.0027	11.49	.0046
#3	.0061	88.88	.0212	.1013	.5298	.0067	.0001	11.47	.0045

Elem	Ce4040	Co2286	Cr2677	Cu3247	Fe2599	K_7664	Li6707	Mg2790	Mn2576
Units	ppm	ppm	ppm	ppm	ppm	ppm	ppm	ppm	ppm
Avg	**.6140**	**.0700**	**.1549**	**.1793**	**167.9**	**19.01**	**.1976**	**42.10**	**4.124**
Stddev	.0016	.0003	.0005	.0004	.6	.04	.0009	.03	.037
%RSD	.2534	.4499	.3229	.2172	.3370	.2190	.4460	.0692	.8942
#1	.6122	.0697	.1545	.1797	167.2	18.96	.1974	42.13	4.090
#2	.6147	.0704	.1555	.1793	168.3	19.03	.1986	42.11	4.120
#3	.6151	.0700	.1547	.1789	168.0	19.04	.1969	42.07	4.163

Elem	Mo2020	Na5895	Ni2316	P_1774	Pb2203	S_1820	Sb2068	Se1960	Si2124
Units	ppm	ppm	ppm	ppm	ppm	ppm	ppm	ppm	ppm
Avg	**.0051**	**2.048**	**.1596**	**2.576**	**.0980**	**.1221**	**-.0017**	**.0024**	**1.686**
Stddev	.0004	.002	.0005	.006	.0004	.0033	.0005	.0015	.007
%RSD	7.004	.1059	.3133	.2510	.3955	2.704	31.70	61.83	.4064
#1	.0055	2.051	.1593	2.571	.0983	.1235	-.0011	.0040	1.680
#2	.0048	2.046	.1601	2.584	.0975	.1244	-.0022	.0020	1.684
#3	.0051	2.048	.1592	2.574	.0981	.1183	-.0017	.0011	1.693

Elem	Sn1899	Sr4077	Ti3349	Tl1908	V_2924	W_2079	Zn2062	Zr3391
Units	ppm	ppm	ppm	ppm	ppm	ppm	ppm	ppm
Avg	**.0240**	**.0748**	**2.583**	**.0038**	**.1938**	**.0081**	**.7582**	**.0569**
Stddev	.0016	.0003	.003	.0013	.0009	.0006	.0012	.0002
%RSD	6.634	.4346	.1218	35.78	.4439	7.237	.1528	.3774
#1	.0258	.0747	2.581	.0048	.1929	.0076	.7592	.0566
#2	.0227	.0746	2.581	.0023	.1946	.0087	.7585	.0570
#3	.0235	.0752	2.586	.0042	.1940	.0079	.7570	.0570

Zoom In Zoom Out

Sample Name: jd29497-9t Acquired: 8/23/2021 12:18:58 Type: Unk
Method: SGS 070219(v346) Mode: CONC Corr. Factor: 1.000000
User: admin Custom ID1: Custom ID2: Custom ID3:
Comment:

Int. Std.	In2306	Y_3600	Y_3710	Y_2243
Units	Cts/S	Cts/S	Cts/S	Cts/S
Avg	**7719.8**	**89976.**	**7217.6**	**3354.1**
Stddev	5.6	236.	35.4	2.4
%RSD	.07191	.26257	.49084	.07052
#1	7726.2	90242.	7229.9	3355.4
#2	7716.3	89792.	7177.6	3351.4
#3	7716.8	89892.	7245.2	3355.5

Zoom In Zoom Out

Sample Name: ccv Acquired: 8/23/2021 12:24:06 Type: QC
Method: SGS 070219(v346) Mode: CONC Corr. Factor: 1.000000
User: admin Custom ID1: Custom ID2: Custom ID3:
Comment:

Elem	Ag3280	Al3961	As1890	B_2089	Ba4554	Be3130	Bi2230	Ca3179	Cd2288
Units	ppm	ppm	ppm	ppm	ppm	ppm	ppm	ppm	ppm
Avg	**.2500**	**39.70**	**1.981**	**2.012**	**1.986**	**2.003**	**2.018**	**40.47**	**2.024**
Stddev	.0003	.06	.006	.004	.004	.005	.002	.05	.004
%RSD	.1223	.1564	.3017	.2110	.2183	.2726	.1138	.1156	.1727
#1	.2497	39.75	1.974	2.007	1.990	2.005	2.016	40.51	2.021
#2	.2500	39.63	1.986	2.016	1.981	1.996	2.021	40.42	2.028
#3	.2503	39.72	1.984	2.013	1.987	2.006	2.018	40.48	2.023
Check ?	Chk Pass	Chk Pass	Chk Pass	Chk Pass	Chk Pass	Chk Pass	Chk Pass	Chk Pass	Chk Pass
Value									
Range									

Elem	Ce4040	Co2286	Cr2677	Cu3247	Fe2599	K_7664	Li6707	Mg2790	Mn2576
Units	ppm	ppm	ppm	ppm	ppm	ppm	ppm	ppm	ppm
Avg	**1.993**	**1.988**	**2.013**	**1.968**	**40.43**	**39.42**	**1.960**	**39.83**	**2.050**
Stddev	.003	.003	.001	.004	.16	.07	.004	.08	.001
%RSD	.1354	.1336	.0616	.1930	.4057	.1734	.2199	.1923	.0535
#1	1.995	1.986	2.013	1.964	40.61	39.44	1.964	39.77	2.049
#2	1.990	1.991	2.012	1.972	40.28	39.34	1.955	39.92	2.049
#3	1.995	1.987	2.014	1.967	40.41	39.47	1.961	39.81	2.051
Check ?	Chk Pass	Chk Pass	Chk Pass	Chk Pass	Chk Pass	Chk Pass	Chk Pass	Chk Pass	Chk Pass
Value									
Range									

Elem	Mo2020	Na5895	Ni2316	P_1774	Pb2203	S_1820	Sb2068	Se1960	Si2124
Units	ppm	ppm	ppm	ppm	ppm	ppm	ppm	ppm	ppm
Avg	**2.014**	**39.43**	**2.012**	**2.035**	**2.030**	**1.985**	**1.991**	**1.988**	**5.064**
Stddev	.005	.08	.003	.006	.004	.001	.005	.003	.010
%RSD	.2450	.2093	.1621	.3146	.2153	.0579	.2693	.1664	.2016
#1	2.008	39.50	2.009	2.028	2.028	1.985	1.984	1.985	5.052
#2	2.017	39.34	2.015	2.039	2.035	1.986	1.994	1.989	5.071
#3	2.016	39.45	2.010	2.038	2.027	1.984	1.993	1.991	5.068
Check ?	Chk Pass	Chk Pass	Chk Pass	Chk Pass	Chk Pass	Chk Pass	Chk Pass	Chk Pass	Chk Pass
Value									
Range									

Zoom In Zoom Out

Sample Name: ccv Acquired: 8/23/2021 12:24:06 Type: QC
Method: SGS 070219(v346) Mode: CONC Corr. Factor: 1.000000
User: admin Custom ID1: Custom ID2: Custom ID3:
Comment:

Elem	Sn1899	Sr4077	Ti3349	Tl1908	V_2924	W_2079	Zn2062	Zr3391
Units	ppm	ppm	ppm	ppm	ppm	ppm	ppm	ppm
Avg	**2.043**	**1.982**	**1.991**	**2.010**	**1.998**	**2.013**	**2.038**	**1.990**
Stddev	.007	.007	.005	.020	.003	.004	.006	.002
%RSD	.3447	.3465	.2325	.9676	.1266	.2137	.2934	.0806
#1	2.035	1.986	1.993	1.991	1.995	2.008	2.032	1.988
#2	2.045	1.974	1.986	2.009	2.000	2.015	2.043	1.991
#3	2.048	1.985	1.995	2.030	1.998	2.016	2.040	1.991
Check ?	Chk Pass	Chk Pass	Chk Pass	Chk Pass	Chk Pass	Chk Pass	Chk Pass	Chk Pass
Value								
Range								

Int. Std.	In2306	Y_3600	Y_3710	Y_2243
Units	Cts/S	Cts/S	Cts/S	Cts/S
Avg	**7444.0**	**84942.**	**6723.4**	**3170.7**
Stddev	13.7	94.	14.2	5.4
%RSD	.18346	.11012	.21061	.17034
#1	7443.6	84888.	6739.4	3173.6
#2	7430.6	85050.	6717.8	3164.4
#3	7457.9	84888.	6712.8	3174.0

Zoom In Zoom Out

Sample Name: ccb Acquired: 8/23/2021 12:28:52 Type: QC
Method: SGS 070219(v346) Mode: CONC Corr. Factor: 1.000000
User: admin Custom ID1: Custom ID2: Custom ID3:
Comment:

Elem	Ag3280	Al3961	As1890	B_2089	Ba4554	Be3130	Bi2230	Ca3179	Cd2288
Units	ppm	ppm	ppm	ppm	ppm	ppm	ppm	ppm	ppm
Avg	**-.0002**	**.0003**	**-.0000**	**.0016**	**-.0002**	**-.0001**	**-.0003**	**-.0029**	**-.0001**
Stddev	.0002	.0042	.0003	.0006	.0002	.0002	.0013	.0025	.0001
%RSD	91.83	1503.	1058.	35.24	93.60	249.1	494.7	85.73	146.5
#1	-.0003	.0023	-.0002	.0020	-.0005	-.0002	.0005	-.0048	.0000
#2	-.0000	.0031	.0003	.0009	-.0001	.0001	.0005	-.0038	-.0001
#3	-.0001	-.0046	-.0003	.0018	-.0001	-.0001	-.0018	-.0001	-.0001
Check ?	Chk Pass	Chk Pass	Chk Pass	Chk Pass	Chk Pass	Chk Pass	Chk Pass	Chk Pass	Chk Pass
High Limit									
Low Limit									

Elem	Ce4040	Co2286	Cr2677	Cu3247	Fe2599	K_7664	Li6707	Mg2790	Mn2576
Units	ppm	ppm	ppm	ppm	ppm	ppm	ppm	ppm	ppm
Avg	**-.0015**	**.0002**	**.0001**	**-.0002**	**-.0014**	**-.0621**	**-.0006**	**-.0448**	**-.0000**
Stddev	.0008	.0004	.0001	.0004	.0007	.0243	.0008	.0170	.0000
%RSD	55.52	169.4	138.0	221.4	53.74	39.08	138.0	37.99	43.52
#1	-.0020	-.0002	.0001	-.0005	-.0022	-.0862	-.0014	-.0291	-.0001
#2	-.0019	.0004	.0001	-.0003	-.0007	-.0622	.0001	-.0424	-.0000
#3	-.0005	.0004	-.0000	.0003	-.0012	-.0377	-.0003	-.0629	-.0000
Check ?	Chk Pass	Chk Pass	Chk Pass	Chk Pass	Chk Pass	Chk Pass	Chk Pass	Chk Pass	Chk Pass
High Limit									
Low Limit									

Elem	Mo2020	Na5895	Ni2316	P_1774	Pb2203	S_1820	Sb2068	Se1960	Si2124
Units	ppm	ppm	ppm	ppm	ppm	ppm	ppm	ppm	ppm
Avg	**.0004**	**-.1948**	**-.0004**	**-.0016**	**.0003**	**-.0001**	**-.0002**	**.0004**	**.0004**
Stddev	.0002	.0044	.0003	.0018	.0004	.0008	.0009	.0004	.0011
%RSD	48.92	2.244	89.96	110.2	142.8	854.5	458.9	107.0	284.2
#1	.0005	-.1898	-.0004	.0001	.0007	-.0008	-.0004	.0007	-.0008
#2	.0006	-.1970	-.0007	-.0034	.0004	-.0003	.0008	.0005	.0010
#3	.0002	-.1977	-.0000	-.0015	-.0002	.0008	-.0010	-.0001	.0009
Check ?	Chk Pass	Chk Pass	Chk Pass	Chk Pass	Chk Pass	Chk Pass	Chk Pass	Chk Pass	Chk Pass
High Limit									
Low Limit									

Zoom In Zoom Out

Sample Name: ccb Acquired: 8/23/2021 12:28:52 Type: QC
Method: SGS 070219(v346) Mode: CONC Corr. Factor: 1.000000
User: admin Custom ID1: Custom ID2: Custom ID3:
Comment:

Elem	Sn1899	Sr4077	Ti3349	Tl1908	V_2924	W_2079	Zn2062	Zr3391
Units	ppm	ppm	ppm	ppm	ppm	ppm	ppm	ppm
Avg	**-.0006**	**.0000**	**-.0003**	**-.0010**	**-.0002**	**.0036**	**.0003**	**.0002**
Stddev	.0006	.0001	.0002	.0010	.0002	.0012	.0001	.0002
%RSD	102.3	195.9	71.51	96.82	65.07	32.97	27.23	95.10
#1	-.0005	.0001	-.0004	-.0014	-.0001	.0036	.0002	.0002
#2	-.0013	-.0000	-.0001	-.0017	-.0002	.0024	.0004	.0003
#3	-.0000	.0000	-.0003	.0001	-.0004	.0047	.0002	-.0000
Check ?	Chk Pass	Chk Pass	Chk Pass	Chk Pass	Chk Pass	Chk Pass	Chk Pass	Chk Pass
High Limit								
Low Limit								

Int. Std.	In2306	Y_3600	Y_3710	Y_2243
Units	Cts/S	Cts/S	Cts/S	Cts/S
Avg	**8269.4**	**88489.**	**6786.6**	**3248.1**
Stddev	15.0	398.	16.6	6.1
%RSD	.18150	.44950	.24464	.18719
#1	8286.7	88900.	6802.4	3252.9
#2	8260.6	88461.	6788.0	3241.2
#3	8260.8	88106.	6769.3	3250.1

Zoom In Zoom Out

Sample Name: sampleconf Acquired: 8/23/2021 12:34:03 Type: Unk
Method: SGS 070219(v346) Mode: CONC Corr. Factor: 1.000000
User: admin Custom ID1: Custom ID2: Custom ID3:
Comment:

Elem	Ag3280	Al3961	As1890	B_2089	Ba4554	Be3130	Bi2230	Ca3179	Cd2288
Units	ppm	ppm	ppm	ppm	ppm	ppm	ppm	ppm	ppm
Avg	**.0047**	**.2195**	**.0078**	**.1045**	**.2025**	**.0022**	**.0190**	**5.320**	**.0033**
Stddev	.0002	.0049	.0003	.0007	.0002	.0001	.0008	.006	.0001
%RSD	3.973	2.230	3.823	.7129	.0814	4.154	4.317	.1083	1.619
#1	.0048	.2151	.0075	.1042	.2026	.0021	.0180	5.326	.0034
#2	.0045	.2248	.0081	.1053	.2027	.0023	.0195	5.315	.0033
#3	.0048	.2187	.0078	.1039	.2024	.0022	.0194	5.318	.0033

Elem	Ce4040	Co2286	Cr2677	Cu3247	Fe2599	K_7664	Li6707	Mg2790	Mn2576
Units	ppm	ppm	ppm	ppm	ppm	ppm	ppm	ppm	ppm
Avg	**.0012**	**.0505**	**.0106**	**.0101**	**.1171**	**4.982**	**.0464**	**5.235**	**.0163**
Stddev	.0010	.0002	.0001	.0003	.0054	.018	.0006	.041	.0000
%RSD	79.53	.3161	.6601	2.794	4.639	.3657	1.312	.7732	.1578
#1	.0024	.0503	.0107	.0099	.1115	4.982	.0457	5.263	.0163
#2	.0005	.0507	.0107	.0099	.1224	5.001	.0465	5.189	.0163
#3	.0008	.0505	.0106	.0104	.1173	4.965	.0469	5.254	.0162

Elem	Mo2020	Na5895	Ni2316	P_1774	Pb2203	S_1820	Sb2068	Se1960	Si2124
Units	ppm	ppm	ppm	ppm	ppm	ppm	ppm	ppm	ppm
Avg	**.0217**	**4.956**	**.0100**	**.0487**	**.0031**	**.0451**	**.0068**	**.0116**	**.2096**
Stddev	.0000	.008	.0002	.0014	.0006	.0010	.0006	.0009	.0011
%RSD	.2003	.1627	1.749	2.854	20.97	2.235	8.948	8.067	.5085
#1	.0217	4.964	.0099	.0488	.0037	.0459	.0074	.0108	.2088
#2	.0216	4.954	.0102	.0473	.0024	.0440	.0062	.0112	.2108
#3	.0217	4.949	.0099	.0501	.0032	.0453	.0068	.0126	.2093

Elem	Sn1899	Sr4077	Ti3349	Tl1908	V_2924	W_2079	Zn2062	Zr3391
Units	ppm	ppm	ppm	ppm	ppm	ppm	ppm	ppm
Avg	**.0102**	**.0102**	**.0100**	**.0108**	**.0517**	**.0561**	**.0228**	**.0115**
Stddev	.0001	.0001	.0003	.0008	.0002	.0008	.0001	.0001
%RSD	1.147	.8827	3.453	7.471	.3704	1.455	.4703	.9774
#1	.0103	.0102	.0104	.0116	.0515	.0568	.0227	.0115
#2	.0101	.0101	.0098	.0100	.0517	.0564	.0228	.0116
#3	.0102	.0102	.0097	.0107	.0519	.0552	.0229	.0114

Zoom In Zoom Out

Sample Name: sampleconf Acquired: 8/23/2021 12:34:03 Type: Unk
Method: SGS 070219(v346) Mode: CONC Corr. Factor: 1.000000
User: admin Custom ID1: Custom ID2: Custom ID3:
Comment:

Int. Std.	In2306	Y_3600	Y_3710	Y_2243
Units	Cts/S	Cts/S	Cts/S	Cts/S
Avg	**8057.5**	**87349.**	**6775.3**	**3208.0**
Stddev	26.1	289.	3.5	8.6
%RSD	.32373	.33067	.05109	.26701
#1	8085.4	87413.	6779.3	3216.5
#2	8053.3	87033.	6773.0	3208.1
#3	8033.7	87600.	6773.6	3199.4

Zoom In Zoom Out

Sample Name: sampleconf Acquired: 8/23/2021 12:39:48 Type: Unk
Method: SGS 070219(v346) Mode: CONC Corr. Factor: 1.000000
User: admin Custom ID1: Custom ID2: Custom ID3:
Comment:

Elem	Ag3280	Al3961	As1890	B_2089	Ba4554	Be3130	Bi2230	Ca3179
Units	ppm	ppm	ppm	ppm	ppm	ppm	ppm	ppm
Avg	**.0019**	F **503.9**	**-.0010**	**-.0061**	**.1037**	**.0003**	**.0048**	F **385.1**
Stddev	.0004	.6	.0018	.0013	.0001	.0001	.0005	1.2
%RSD	21.63	.1139	181.3	21.57	.0584	54.50	10.62	.3116
#1	.0016	503.3	-.0015	-.0076	.1037	.0003	.0045	383.9
#2	.0024	504.1	.0010	-.0051	.1036	.0004	.0054	385.1
#3	.0018	504.4	-.0026	-.0056	.1037	.0001	.0045	386.3

Elem	Cd2288	Ce4040	Co2286	Cr2677	Cu3247	Fe2599	K_7664	Li6707
Units	ppm	ppm	ppm	ppm	ppm	ppm	ppm	ppm
Avg	**.0026**	**.1173**	**-.0002**	W **-.0021**	**.0062**	**193.9**	**.1170**	W **-.0154**
Stddev	.0001	.0016	.0005	.0003	.0007	.5	.0164	.0007
%RSD	4.549	1.397	274.7	12.75	11.25	.2599	14.01	4.352
#1	.0025	.1157	.0003	-.0023	.0054	193.5	.1225	-.0162
#2	.0024	.1174	-.0001	-.0023	.0067	193.9	.0986	-.0150
#3	.0027	.1189	-.0007	-.0018	.0066	194.5	.1300	-.0151

Elem	Mg2790	Mn2576	Mo2020	Na5895	Ni2316	P_1774	Pb2203	S_1820
Units	ppm	ppm	ppm	ppm	ppm	ppm	ppm	ppm
Avg	F **498.1**	**-.0004**	**-.0011**	**-.1395**	**-.0009**	**.0147**	**.0029**	**.0061**
Stddev	1.9	.0001	.0002	.0093	.0006	.0006	.0004	.0032
%RSD	.3879	26.84	18.52	6.663	64.84	4.021	15.26	53.36
#1	496.4	-.0004	-.0013	-.1470	-.0005	.0140	.0024	.0037
#2	497.7	-.0004	-.0009	-.1425	-.0016	.0151	.0030	.0047
#3	500.2	-.0003	-.0011	-.1291	-.0007	.0149	.0033	.0097

Elem	Sb2068	Se1960	Si2124	Sn1899	Sr4077	Ti3349	Tl1908	V_2924
Units	ppm	ppm	ppm	ppm	ppm	ppm	ppm	ppm
Avg	**.0016**	**-.0047**	**-.0055**	**.0002**	**.0014**	**-.0011**	F **-.0049**	**.0014**
Stddev	.0013	.0024	.0014	.0003	.0000	.0003	.0011	.0001
%RSD	83.31	51.71	25.85	156.6	3.466	23.87	23.21	4.967
#1	.0023	-.0019	-.0047	-.0002	.0013	-.0011	-.0052	.0015
#2	.0001	-.0066	-.0046	.0004	.0014	-.0014	-.0059	.0014
#3	.0023	-.0055	-.0071	.0004	.0014	-.0009	-.0037	.0014

Zoom In Zoom Out

Sample Name: sampleconf Acquired: 8/23/2021 12:39:48 Type: Unk
Method: SGS 070219(v346) Mode: CONC Corr. Factor: 1.000000
User: admin Custom ID1: Custom ID2: Custom ID3:
Comment:

Elem	W_2079	Zn2062	Zr3391
Units	ppm	ppm	ppm
Avg	**.0126**	**.0080**	**.0001**
Stddev	.0012	.0001	.0002
%RSD	9.893	1.104	231.9
#1	.0129	.0081	.0003
#2	.0137	.0080	-.0002
#3	.0113	.0079	.0002

Int. Std.	In2306	Y_3600	Y_3710	Y_2243
Units	Cts/S	Cts/S	Cts/S	Cts/S
Avg	**6576.1**	**78842.**	**6595.9**	**2959.4**
Stddev	4.4	174.	49.3	1.4
%RSD	.06680	.22055	.74725	.04640
#1	6579.9	78641.	6633.7	2958.1
#2	6571.3	78952.	6613.8	2960.8
#3	6577.0	78931.	6540.2	2959.4

Zoom In Zoom Out

Sample Name: sampleconf Acquired: 8/23/2021 12:44:53 Type: Unk
Method: SGS 070219(v346) Mode: CONC Corr. Factor: 1.000000
User: admin Custom ID1: Custom ID2: Custom ID3:
Comment:

Elem	Ag3280	Al3961	As1890	B_2089	Ba4554	Be3130	Bi2230	Ca3179	Cd2288
Units	ppm	ppm	ppm	ppm	ppm	ppm	ppm	ppm	ppm
Avg	**1.004**	F **500.9**	**.8323**	**.4077**	**.5045**	**.4999**	**.4225**	F **386.1**	**.9032**
Stddev	.013	1.4	.2452	.1163	.0021	.0018	.1230	.8	.2621
%RSD	1.248	.2722	29.47	28.52	.4074	.3686	29.12	.2045	29.02
#1	1.008	501.6	.9780	.4738	.5045	.5020	.4941	386.8	1.056
#2	1.015	499.3	.9697	.4758	.5024	.4985	.4929	385.3	1.053
#3	.9905	501.8	.5492	.2735	.5065	.4992	.2804	386.4	.6005

Elem	Ce4040	Co2286	Cr2677	Cu3247	Fe2599	K_7664	Li6707	Mg2790	Mn2576
Units	ppm	ppm	ppm	ppm	ppm	ppm	ppm	ppm	ppm
Avg	**.5588**	**.4271**	**.4830**	**.4961**	**193.4**	**.0447**	**.4799**	F **498.7**	**.5090**
Stddev	.0781	.1062	.0031	.0183	.6	.1122	.0129	1.9	.0032
%RSD	13.98	24.86	.6496	3.689	.3023	250.8	2.682	.3710	.6196
#1	.6037	.4889	.4796	.5057	193.9	.1117	.4732	500.3	.5055
#2	.6040	.4878	.4838	.5075	192.8	.1073	.4718	496.7	.5117
#3	.4685	.3045	.4857	.4749	193.7	-.0848	.4948	499.2	.5096

Elem	Mo2020	Na5895	Ni2316	P_1774	Pb2203	S_1820	Sb2068	Se1960	Si2124
Units	ppm	ppm	ppm	ppm	ppm	ppm	ppm	ppm	ppm
Avg	**.3862**	**-.0896**	**.8683**	**.4101**	**.8566**	**.3430**	**.8319**	**.7523**	**.4346**
Stddev	.1120	.0493	.2118	.1486	.2252	.1712	.2520	.2365	.1173
%RSD	29.01	55.01	24.39	36.23	26.29	49.92	30.30	31.44	26.99
#1	.4505	-.1251	.9917	.4968	.9865	.4512	.9786	.8883	.5042
#2	.4512	-.1102	.9895	.4949	.9868	.4323	.9762	.8894	.5004
#3	.2568	-.0333	.6237	.2386	.5966	.1456	.5409	.4792	.2991

Elem	Sn1899	Sr4077	Ti3349	Tl1908	V_2924	W_2079	Zn2062	Zr3391
Units	ppm	ppm	ppm	ppm	ppm	ppm	ppm	ppm
Avg	**.3974**	**.4885**	**.4951**	**.7573**	**.4900**	**.4169**	**.8431**	**.4516**
Stddev	.1136	.0044	.0013	.1993	.0017	.1173	.2338	.0061
%RSD	28.59	.9009	.2621	26.31	.3492	28.13	27.73	1.346
#1	.4658	.4892	.4937	.8736	.4887	.4855	.9781	.4531
#2	.4603	.4838	.4956	.8711	.4920	.4836	.9781	.4568
#3	.2663	.4925	.4961	.5272	.4893	.2814	.5732	.4449

Zoom In Zoom Out

Sample Name: sampleconf Acquired: 8/23/2021 12:44:53 Type: Unk
Method: SGS 070219(v346) Mode: CONC Corr. Factor: 1.000000
User: admin Custom ID1: Custom ID2: Custom ID3:
Comment:

Int. Std.	In2306	Y_3600	Y_3710	Y_2243
Units	Cts/S	Cts/S	Cts/S	Cts/S
Avg	*****	**79054.**	**6599.7**	*****
Stddev	-----	355.	56.6	-----
%RSD	-----	.44896	.85731	-----
#1	6596.1	79463.	6565.8	2964.2
#2	6584.8	78840.	6665.1	2960.2
#3	-----	78858.	6568.4	-----

Zoom In Zoom Out

Sample Name: mp28148-mb1conf Acquired: 8/23/2021 12:49:37 Type: Unk
Method: SGS 070219(v346) Mode: CONC Corr. Factor: 1.000000
User: admin Custom ID1: Custom ID2: Custom ID3:
Comment:

Elem	Ag3280	Al3961	As1890	B_2089	Ba4554	Be3130	Bi2230	Ca3179	Cd2288
Units	ppm	ppm	ppm	ppm	ppm	ppm	ppm	ppm	ppm
Avg	**.0002**	**.0145**	**.0016**	**-.0013**	**-.0001**	**.0002**	**.0033**	**.0137**	**.0002**
Stddev	.0001	.0036	.0001	.0008	.0002	.0002	.0009	.0042	.0002
%RSD	87.89	24.48	6.286	59.82	135.1	88.11	28.80	30.87	86.42
#1	.0001	.0185	.0017	-.0022	-.0000	.0003	.0026	.0184	.0000
#2	.0003	.0133	.0015	-.0005	-.0003	.0002	.0029	.0102	.0004
#3	.0001	.0118	.0017	-.0013	-.0000	.0000	.0043	.0126	.0002

Elem	Ce4040	Co2286	Cr2677	Cu3247	Fe2599	K_7664	Li6707	Mg2790	Mn2576
Units	ppm	ppm	ppm	ppm	ppm	ppm	ppm	ppm	ppm
Avg	**-.0009**	**.0005**	**.0002**	**.0001**	**.0001**	**-.0903**	**-.0011**	**-.0269**	**.0003**
Stddev	.0011	.0001	.0002	.0002	.0053	.0225	.0007	.0310	.0000
%RSD	119.2	22.82	84.50	282.8	4772.	24.87	60.67	115.4	1.054
#1	-.0022	.0004	.0001	.0003	-.0058	-.1153	-.0018	-.0281	.0003
#2	-.0002	.0004	.0004	.0001	.0018	-.0836	-.0005	-.0572	.0003
#3	-.0004	.0006	.0002	-.0002	.0044	-.0719	-.0009	.0047	.0003

Elem	Mo2020	Na5895	Ni2316	P_1774	Pb2203	S_1820	Sb2068	Se1960	Si2124
Units	ppm	ppm	ppm	ppm	ppm	ppm	ppm	ppm	ppm
Avg	**-.0001**	**-.2134**	**.0002**	**-.0006**	**.0007**	**.0054**	**-.0010**	**-.0008**	**.0065**
Stddev	.0002	.0067	.0003	.0024	.0003	.0016	.0009	.0005	.0005
%RSD	186.0	3.130	196.8	387.1	48.78	29.05	91.94	60.33	7.821
#1	-.0004	-.2201	-.0001	.0019	.0007	.0056	-.0001	-.0013	.0064
#2	-.0001	-.2067	.0001	-.0028	.0010	.0037	-.0011	-.0007	.0061
#3	.0001	-.2135	.0005	-.0009	.0003	.0068	-.0019	-.0004	.0071

Elem	Sn1899	Sr4077	Ti3349	Tl1908	V_2924	W_2079	Zn2062	Zr3391
Units	ppm	ppm	ppm	ppm	ppm	ppm	ppm	ppm
Avg	**-.0013**	**.0004**	**-.0005**	**.0016**	**.0002**	**.0010**	**.0028**	**.0006**
Stddev	.0002	.0000	.0002	.0008	.0002	.0002	.0001	.0000
%RSD	12.89	2.909	45.93	50.20	102.1	23.85	2.200	2.763
#1	-.0014	.0004	-.0004	.0026	.0005	.0012	.0028	.0006
#2	-.0014	.0004	-.0008	.0013	.0001	.0007	.0028	.0006
#3	-.0011	.0003	-.0003	.0011	.0000	.0010	.0029	.0006

Zoom In Zoom Out

Sample Name: mp28148-mb1conf Acquired: 8/23/2021 12:49:37 Type: Unk
Method: SGS 070219(v346) Mode: CONC Corr. Factor: 1.000000
User: admin Custom ID1: Custom ID2: Custom ID3:
Comment:

Int. Std.	In2306	Y_3600	Y_3710	Y_2243
Units	Cts/S	Cts/S	Cts/S	Cts/S
Avg	**8589.6**	**90878.**	**7055.5**	**3333.1**
Stddev	26.4	134.	21.5	8.6
%RSD	.30697	.14703	.30483	.25809
#1	8615.8	90956.	7035.9	3342.5
#2	8590.1	90956.	7078.5	3331.2
#3	8563.0	90724.	7052.2	3325.6

Zoom In Zoom Out

Sample Name: mp28148-b1conf Acquired: 8/23/2021 12:54:46 Type: Unk
Method: SGS 070219(v346) Mode: CONC Corr. Factor: 1.000000
User: admin Custom ID1: Custom ID2: Custom ID3:
Comment:

Elem	Ag3280	Al3961	As1890	B_2089	Ba4554	Be3130	Bi2230	Ca3179
Units	ppm	ppm	ppm	ppm	ppm	ppm	ppm	ppm
Avg	**.0835**	**25.52**	**2.008**	**2.070**	**1.950**	**1.959**	**.0093**	**26.05**
Stddev	.0005	.06	.005	.009	.002	.003	.0005	.04
%RSD	.5651	.2493	.2722	.4580	.0875	.1596	4.878	.1699
#1	.0832	25.58	2.002	2.060	1.951	1.963	.0088	26.06
#2	.0834	25.46	2.012	2.078	1.948	1.957	.0096	26.09
#3	.0841	25.53	2.012	2.074	1.950	1.957	.0096	26.00

Elem	Cd2288	Ce4040	Co2286	Cr2677	Cu3247	Fe2599	K_7664	Li6707
Units	ppm	ppm	ppm	ppm	ppm	ppm	ppm	ppm
Avg	**2.087**	**.1399**	**1.969**	**1.997**	**1.931**	**26.16**	**25.25**	**-.0028**
Stddev	.004	.0029	.004	.002	.004	.01	.02	.0003
%RSD	.2032	2.046	.2042	.0944	.2256	.0304	.0846	12.26
#1	2.083	.1366	1.966	1.996	1.926	26.15	25.22	-.0026
#2	2.091	.1418	1.974	1.999	1.933	26.16	25.26	-.0026
#3	2.087	.1412	1.968	1.996	1.935	26.17	25.26	-.0032

Elem	Mg2790	Mn2576	Mo2020	Na5895	Ni2316	P_1774	Pb2203	S_1820
Units	ppm	ppm	ppm	ppm	ppm	ppm	ppm	ppm
Avg	**25.70**	**2.039**	**1.986**	**25.36**	**2.001**	**2.081**	**2.040**	F **-.0872**
Stddev	.07	.003	.004	.01	.004	.005	.001	.0023
%RSD	.2766	.1423	.2288	.0526	.1814	.2568	.0320	2.633
#1	25.69	2.038	1.981	25.38	1.998	2.078	2.039	-.0845
#2	25.78	2.042	1.989	25.36	2.005	2.078	2.040	-.0884
#3	25.64	2.037	1.989	25.35	1.999	2.087	2.040	-.0886

Elem	Sb2068	Se1960	Si2124	Sn1899	Sr4077	Ti3349	Tl1908	V_2924
Units	ppm	ppm	ppm	ppm	ppm	ppm	ppm	ppm
Avg	**2.049**	**2.114**	**.1076**	**2.070**	**1.948**	**1.958**	**2.068**	**1.972**
Stddev	.007	.006	.0009	.006	.004	.003	.009	.002
%RSD	.3205	.2711	.8440	.2805	.2150	.1646	.4476	.1081
#1	2.042	2.109	.1081	2.063	1.953	1.955	2.058	1.971
#2	2.050	2.113	.1082	2.075	1.944	1.962	2.070	1.975
#3	2.055	2.120	.1066	2.071	1.948	1.958	2.076	1.971

Zoom In Zoom Out

Sample Name: mp28148-b1conf Acquired: 8/23/2021 12:54:46 Type: Unk
Method: SGS 070219(v346) Mode: CONC Corr. Factor: 1.000000
User: admin Custom ID1: Custom ID2: Custom ID3:
Comment:

Elem	W_2079	Zn2062	Zr3391
Units	ppm	ppm	ppm
Avg	**1.943**	**2.070**	**1.933**
Stddev	.008	.004	.001
%RSD	.4128	.2046	.0239
#1	1.933	2.070	1.933
#2	1.948	2.075	1.934
#3	1.947	2.066	1.933

Int. Std.	In2306	Y_3600	Y_3710	Y_2243
Units	Cts/S	Cts/S	Cts/S	Cts/S
Avg	**7801.9**	**87721.**	**7024.2**	**3248.7**
Stddev	7.5	138.	38.4	4.5
%RSD	.09584	.15685	.54642	.13757
#1	7810.5	87731.	7056.7	3253.7
#2	7797.3	87579.	6981.9	3247.3
#3	7797.9	87854.	7034.1	3245.1

Zoom In Zoom Out

Sample Name: mp28148-s1 1 Acquired: 8/23/2021 12:59:33 Type: Unk
Method: SGS 070219(v346) Mode: CONC Corr. Factor: 10.000000
User: admin Custom ID1: Custom ID2: Custom ID3:
Comment:

Elem	Ag3280	Al3961	As1890	B_2089	Ba4554	Be3130	Bi2230	Ca3179	Cd2288
Units	ppm	ppm	ppm	ppm	ppm	ppm	ppm	ppm	ppm
Avg	**.0958**	**27.10**	**2.049**	**2.140**	**2.527**	**2.020**	**.0159**	**1312.**	**2.151**
Stddev	.0026	.30	.011	.005	.011	.004	.0159	5.	.004
%RSD	2.676	1.121	.5194	.2546	.4418	.1827	99.75	.3822	.1669
#1	.0951	27.21	2.042	2.133	2.537	2.021	.0215	1317.	2.148
#2	.0936	27.33	2.061	2.142	2.529	2.024	.0283	1311.	2.155
#3	.0986	26.75	2.044	2.143	2.515	2.017	-.0020	1307.	2.150

Elem	Ce4040	Co2286	Cr2677	Cu3247	Fe2599	K_7664	Li6707	Mg2790	Mn2576
Units	ppm	ppm	ppm	ppm	ppm	ppm	ppm	ppm	ppm
Avg	**.3285**	**2.025**	**2.032**	**1.928**	**26.56**	**76.56**	**.1846**	**25.35**	**2.059**
Stddev	.0348	.006	.009	.006	.11	.47	.0061	.15	.004
%RSD	10.61	.2902	.4561	.3369	.4248	.6084	3.328	.5908	.1726
#1	.3543	2.018	2.024	1.926	26.68	77.08	.1893	25.46	2.055
#2	.3424	2.029	2.042	1.924	26.55	76.40	.1776	25.41	2.062
#3	.2889	2.028	2.029	1.936	26.46	76.19	.1869	25.18	2.061

Elem	Mo2020	Na5895	Ni2316	P_1774	Pb2203	S_1820	Sb2068	Se1960	Si2124
Units	ppm	ppm	ppm	ppm	ppm	ppm	ppm	ppm	ppm
Avg	**2.130**	**1389.**	**2.065**	**2.199**	**2.060**	**70.41**	**2.033**	**2.051**	**4.299**
Stddev	.004	6.	.004	.018	.015	.18	.009	.011	.011
%RSD	.2102	.4176	.1891	.8114	.7205	.2566	.4263	.5566	.2531
#1	2.133	1394.	2.064	2.181	2.077	70.23	2.025	2.040	4.287
#2	2.133	1390.	2.069	2.216	2.053	70.41	2.034	2.063	4.307
#3	2.125	1382.	2.061	2.200	2.050	70.59	2.042	2.052	4.304

Elem	Sn1899	Sr4077	Ti3349	Tl1908	V_2924	W_2079	Zn2062	Zr3391
Units	ppm	ppm	ppm	ppm	ppm	ppm	ppm	ppm
Avg	**2.055**	**12.73**	**2.002**	**2.007**	**2.044**	**2.142**	**2.136**	**1.951**
Stddev	.008	.05	.004	.004	.011	.016	.004	.002
%RSD	.3771	.4135	.1824	.1927	.5446	.7680	.2017	.0859
#1	2.054	12.75	1.999	2.007	2.033	2.157	2.140	1.950
#2	2.047	12.76	2.000	2.003	2.044	2.124	2.132	1.951
#3	2.062	12.67	2.006	2.011	2.055	2.145	2.137	1.953

Zoom In Zoom Out

Sample Name: mp28148-s1 1 Acquired: 8/23/2021 12:59:33 Type: Unk
Method: SGS 070219(v346) Mode: CONC Corr. Factor: 10.000000
User: admin Custom ID1: Custom ID2: Custom ID3:
Comment:

Int. Std.	In2306	Y_3600	Y_3710	Y_2243
Units	Cts/S	Cts/S	Cts/S	Cts/S
Avg	**7139.0**	**82254.**	**6698.4**	**3028.8**
Stddev	11.1	241.	40.6	5.6
%RSD	.15578	.29281	.60602	.18604
#1	7151.4	82416.	6664.0	3035.3
#2	7130.1	81977.	6688.0	3025.7
#3	7135.3	82369.	6743.2	3025.4

Zoom In Zoom Out

Sample Name: mp28148-s2 Acquired: 8/23/2021 13:04:28 Type: Unk
Method: SGS 070219(v346) Mode: CONC Corr. Factor: 10.000000
User: admin Custom ID1: Custom ID2: Custom ID3:
Comment:

Elem	Ag3280	Al3961	As1890	B_2089	Ba4554	Be3130	Bi2230	Ca3179	Cd2288
Units	ppm	ppm	ppm	ppm	ppm	ppm	ppm	ppm	ppm
Avg	**.0947**	**29.40**	**2.199**	**2.285**	**2.517**	**2.027**	**.0256**	**1290.**	**2.317**
Stddev	.0014	.05	.027	.025	.019	.020	.0115	9.	.033
%RSD	1.457	.1854	1.242	1.111	.7550	1.005	44.95	.7107	1.431
#1	.0953	29.46	2.170	2.257	2.503	2.012	.0142	1284.	2.286
#2	.0931	29.38	2.205	2.293	2.509	2.019	.0253	1286.	2.313
#3	.0957	29.35	2.223	2.306	2.538	2.050	.0373	1301.	2.352

Elem	Ce4040	Co2286	Cr2677	Cu3247	Fe2599	K_7664	Li6707	Mg2790	Mn2576
Units	ppm	ppm	ppm	ppm	ppm	ppm	ppm	ppm	ppm
Avg	**.3362**	**2.178**	**2.111**	**1.993**	**26.67**	**75.80**	**.1805**	**25.71**	**2.131**
Stddev	.0296	.026	.025	.016	.16	.41	.0161	.31	.021
%RSD	8.808	1.217	1.185	.7946	.5814	.5392	8.896	1.190	.9955
#1	.3535	2.150	2.083	1.975	26.49	75.55	.1623	25.42	2.111
#2	.3020	2.179	2.116	2.004	26.78	75.58	.1865	25.69	2.129
#3	.3530	2.203	2.133	2.000	26.74	76.27	.1927	26.03	2.153

Elem	Mo2020	Na5895	Ni2316	P_1774	Pb2203	S_1820	Sb2068	Se1960	Si2124
Units	ppm	ppm	ppm	ppm	ppm	ppm	ppm	ppm	ppm
Avg	**2.281**	**1364.**	**2.219**	**2.368**	**2.227**	**73.27**	**2.187**	**2.214**	**4.573**
Stddev	.035	9.	.028	.034	.008	1.19	.045	.016	.055
%RSD	1.539	.6747	1.258	1.418	.3712	1.629	2.072	.7183	1.211
#1	2.246	1357.	2.192	2.345	2.226	72.11	2.151	2.196	4.514
#2	2.282	1361.	2.215	2.352	2.220	73.20	2.172	2.224	4.582
#3	2.316	1375.	2.248	2.406	2.236	74.50	2.238	2.223	4.623

Elem	Sn1899	Sr4077	Ti3349	Tl1908	V_2924	W_2079	Zn2062	Zr3391
Units	ppm	ppm	ppm	ppm	ppm	ppm	ppm	ppm
Avg	**2.200**	**12.49**	**2.082**	**2.150**	**2.109**	**2.266**	**2.296**	**2.016**
Stddev	.028	.10	.016	.019	.024	.010	.023	.025
%RSD	1.257	.7865	.7557	.8773	1.156	.4367	.9922	1.213
#1	2.175	12.40	2.063	2.133	2.086	2.257	2.272	1.994
#2	2.194	12.48	2.091	2.147	2.107	2.265	2.299	2.011
#3	2.230	12.60	2.091	2.170	2.135	2.276	2.317	2.043

Zoom In Zoom Out

Sample Name: mp28148-s2 Acquired: 8/23/2021 13:04:28 Type: Unk
Method: SGS 070219(v346) Mode: CONC Corr. Factor: 10.000000
User: admin Custom ID1: Custom ID2: Custom ID3:
Comment:

Int. Std.	In2306	Y_3600	Y_3710	Y_2243
Units	Cts/S	Cts/S	Cts/S	Cts/S
Avg	**7149.1**	**82781.**	**6697.4**	**3038.8**
Stddev	13.9	225.	25.5	11.0
%RSD	.19418	.27134	.38022	.36122
#1	7161.6	82904.	6676.3	3049.4
#2	7151.5	82917.	6725.7	3039.6
#3	7134.2	82521.	6690.2	3027.5

Zoom In Zoom Out

Sample Name: jd29972-1 Acquired: 8/23/2021 13:09:22 Type: Unk
Method: SGS 070219(v346) Mode: CONC Corr. Factor: 10.000000
User: admin Custom ID1: Custom ID2: Custom ID3:
Comment:

Elem	Ag3280	Al3961	As1890	B_2089	Ba4554	Be3130	Bi2230	Ca3179	Cd2288
Units	ppm	ppm	ppm	ppm	ppm	ppm	ppm	ppm	ppm
Avg	**.0099**	**.9213**	**.0049**	**.0637**	**.5793**	**-.0003**	**.0094**	**1366.**	**-.0001**
Stddev	.0022	.0386	.0095	.0055	.0191	.0002	.0159	47.	.0005
%RSD	21.82	4.190	192.6	8.574	3.292	43.60	168.6	3.408	335.5
#1	.0089	.8856	-.0011	.0639	.5591	-.0005	.0270	1316.	-.0007
#2	.0084	.9623	-.0000	.0582	.5817	-.0002	.0055	1373.	.0001
#3	.0123	.9160	.0158	.0691	.5970	-.0004	-.0042	1408.	.0002

Elem	Ce4040	Co2286	Cr2677	Cu3247	Fe2599	K_7664	Li6707	Mg2790	Mn2576
Units	ppm	ppm	ppm	ppm	ppm	ppm	ppm	ppm	ppm
Avg	**.2307**	**.0011**	**.0041**	**.0032**	**.0322**	**53.24**	**.1958**	**.0274**	**.0077**
Stddev	.0238	.0024	.0024	.0052	.0456	1.99	.0165	.5898	.0007
%RSD	10.30	224.6	59.70	162.3	141.4	3.730	8.445	2152.	9.644
#1	.2328	-.0013	.0051	.0066	-.0077	51.14	.1820	-.5859	.0086
#2	.2059	.0011	.0013	.0057	.0819	53.49	.1912	.0776	.0072
#3	.2533	.0034	.0058	-.0028	.0225	55.09	.2141	.5905	.0074

Elem	Mo2020	Na5895	Ni2316	P_1774	Pb2203	S_1820	Sb2068	Se1960	Si2124
Units	ppm	ppm	ppm	ppm	ppm	ppm	ppm	ppm	ppm
Avg	**.0716**	**1435.**	**.0044**	**.0393**	**.0059**	**83.29**	**.0004**	**.0031**	**4.954**
Stddev	.0018	49.	.0026	.0200	.0103	.95	.0080	.0176	.049
%RSD	2.449	3.423	59.47	50.82	173.7	1.142	1774.	571.4	.9791
#1	.0696	1383.	.0058	.0201	-.0039	82.26	-.0083	-.0172	4.901
#2	.0730	1441.	.0061	.0599	.0050	83.47	.0023	.0122	4.966
#3	.0721	1481.	.0014	.0378	.0167	84.13	.0073	.0143	4.996

Elem	Sn1899	Sr4077	Ti3349	Tl1908	V_2924	W_2079	Zn2062	Zr3391
Units	ppm	ppm	ppm	ppm	ppm	ppm	ppm	ppm
Avg	**-.0143**	**11.37**	**-.0125**	**.0087**	**.0014**	**.0792**	**.0229**	**.0042**
Stddev	.0044	.37	.0033	.0052	.0003	.0065	.0016	.0011
%RSD	31.01	3.291	26.70	59.66	24.19	8.236	7.089	27.04
#1	-.0190	10.98	-.0092	.0133	.0014	.0815	.0233	.0053
#2	-.0102	11.40	-.0126	.0097	.0010	.0842	.0211	.0042
#3	-.0135	11.72	-.0159	.0031	.0017	.0718	.0243	.0030

Zoom In Zoom Out

Sample Name: jd29972-1 Acquired: 8/23/2021 13:09:22 Type: Unk
Method: SGS 070219(v346) Mode: CONC Corr. Factor: 10.000000
User: admin Custom ID1: Custom ID2: Custom ID3:
Comment:

Int. Std.	In2306	Y_3600	Y_3710	Y_2243
Units	Cts/S	Cts/S	Cts/S	Cts/S
Avg	**7113.9**	**82112.**	**6661.4**	**3021.3**
Stddev	11.2	109.	43.2	4.6
%RSD	.15699	.13263	.64869	.15377
#1	7125.4	81989.	6709.1	3025.1
#2	7113.0	82152.	6624.9	3022.5
#3	7103.1	82196.	6650.2	3016.1

Zoom In Zoom Out

Sample Name: mp28148-sd1 Acquired: 8/23/2021 13:14:27 Type: Unk
Method: SGS 070219(v346) Mode: CONC Corr. Factor: 100.000000
User: admin Custom ID1: Custom ID2: Custom ID3:
Comment:

Elem	Ag3280	Al3961	As1890	B_2089	Ba4554	Be3130	Bi2230	Ca3179	Cd2288
Units	ppm	ppm	ppm	ppm	ppm	ppm	ppm	ppm	ppm
Avg	**-.0065**	**2.672**	**-.1287**	**-.0038**	**.6186**	**.0069**	**-.0671**	**1466.**	**.0177**
Stddev	.0464	.536	.0375	.0291	.0065	.0132	.1799	2.	.0057
%RSD	718.4	20.07	29.15	761.8	1.043	190.8	268.3	.1476	32.41
#1	.0088	3.016	-.1720	-.0370	.6186	.0205	-.2381	1467.	.0180
#2	.0304	2.946	-.1067	.0082	.6251	.0061	-.0837	1468.	.0118
#3	-.0586	2.054	-.1074	.0173	.6122	-.0059	.1206	1464.	.0233

Elem	Ce4040	Co2286	Cr2677	Cu3247	Fe2599	K_7664	Li6707	Mg2790	Mn2576
Units	ppm	ppm	ppm	ppm	ppm	ppm	ppm	ppm	ppm
Avg	**.3680**	**-.0069**	**.0083**	**-.0360**	**.0899**	**47.83**	**.1961**	**-.3659**	**.0095**
Stddev	.0804	.0366	.0229	.0099	.4137	.56	.0580	1.488	.0034
%RSD	21.85	528.4	275.9	27.45	460.2	1.172	29.56	406.8	35.54
#1	.3829	-.0208	-.0162	-.0465	.3337	47.44	.1551	1.325	.0127
#2	.4399	-.0345	.0121	-.0348	-.3878	47.58	.1707	-.9427	.0060
#3	.2812	.0345	.0290	-.0268	.3237	48.47	.2624	-1.480	.0096

Elem	Mo2020	Na5895	Ni2316	P_1774	Pb2203	S_1820	Sb2068	Se1960	Si2124
Units	ppm	ppm	ppm	ppm	ppm	ppm	ppm	ppm	ppm
Avg	**.0625**	**1487.**	**-.0028**	**.0234**	**.0882**	**73.82**	**.1114**	**.0227**	**4.954**
Stddev	.0141	3.	.0054	.0822	.0513	.36	.0577	.1599	.630
%RSD	22.62	.2290	190.6	351.9	58.19	.4827	51.82	704.4	12.71
#1	.0497	1491.	-.0058	-.0340	.0523	74.11	.0458	-.0045	4.546
#2	.0777	1485.	-.0061	-.0134	.1469	73.42	.1341	-.1218	5.680
#3	.0600	1484.	.0034	.1176	.0652	73.94	.1543	.1944	4.638

Elem	Sn1899	Sr4077	Ti3349	Tl1908	V_2924	W_2079	Zn2062	Zr3391
Units	ppm	ppm	ppm	ppm	ppm	ppm	ppm	ppm
Avg	**-.1272**	**11.90**	**-.0666**	**.0205**	**-.0118**	**.2579**	**.3286**	**.0149**
Stddev	.0566	.05	.0099	.0256	.0193	.0854	.0042	.0100
%RSD	44.45	.4037	14.79	124.8	164.2	33.13	1.270	66.96
#1	-.0625	11.95	-.0637	-.0062	-.0003	.2421	.3327	.0230
#2	-.1520	11.85	-.0586	.0229	-.0009	.1814	.3244	.0037
#3	-.1672	11.90	-.0776	.0448	-.0341	.3500	.3287	.0180

Zoom In Zoom Out

Sample Name: mp28148-sd1 Acquired: 8/23/2021 13:14:27 Type: Unk
Method: SGS 070219(v346) Mode: CONC Corr. Factor: 100.000000
User: admin Custom ID1: Custom ID2: Custom ID3:
Comment:

Int. Std.	In2306	Y_3600	Y_3710	Y_2243
Units	Cts/S	Cts/S	Cts/S	Cts/S
Avg	**7987.1**	**86931.**	**6762.4**	**3203.2**
Stddev	24.2	193.	18.9	8.3
%RSD	.30319	.22177	.27884	.25969
#1	8009.4	86879.	6762.9	3212.5
#2	7990.7	87144.	6780.9	3200.8
#3	7961.3	86769.	6743.2	3196.4

Zoom In Zoom Out

Sample Name: ccv 7 Acquired: 8/23/2021 13:19:38 Type: QC
Method: SGS 070219(v346) Mode: CONC Corr. Factor: 1.000000
User: admin Custom ID1: Custom ID2: Custom ID3:
Comment:

Elem	Ag3280	Al3961	As1890	B_2089	Ba4554	Be3130	Bi2230	Ca3179	Cd2288
Units	ppm	ppm	ppm	ppm	ppm	ppm	ppm	ppm	ppm
Avg	**.2480**	**39.38**	**1.961**	**1.986**	**1.970**	**1.995**	**1.994**	**40.43**	**2.009**
Stddev	.0007	.08	.005	.005	.005	.008	.004	.12	.001
%RSD	.2757	.2082	.2481	.2767	.2375	.3988	.1837	.3001	.0698
#1	.2483	39.36	1.958	1.980	1.974	2.002	1.991	40.43	2.008
#2	.2486	39.47	1.967	1.991	1.971	1.995	1.992	40.55	2.010
#3	.2473	39.31	1.959	1.986	1.965	1.986	1.998	40.30	2.008
Check ?	Chk Pass	Chk Pass	Chk Pass	Chk Pass	Chk Pass	Chk Pass	Chk Pass	Chk Pass	Chk Pass
Value									
Range									

Elem	Ce4040	Co2286	Cr2677	Cu3247	Fe2599	K_7664	Li6707	Mg2790	Mn2576
Units	ppm	ppm	ppm	ppm	ppm	ppm	ppm	ppm	ppm
Avg	**1.988**	**1.975**	**2.013**	**1.915**	**40.24**	**39.04**	**1.953**	**39.85**	**2.040**
Stddev	.004	.005	.008	.004	.07	.09	.004	.06	.005
%RSD	.1905	.2417	.4153	.2308	.1698	.2380	.2218	.1507	.2270
#1	1.991	1.974	2.013	1.916	40.28	39.07	1.957	39.87	2.040
#2	1.989	1.980	2.022	1.918	40.28	39.11	1.952	39.90	2.045
#3	1.984	1.971	2.005	1.910	40.16	38.94	1.949	39.78	2.036
Check ?	Chk Pass	Chk Pass	Chk Pass	Chk Pass	Chk Pass	Chk Pass	Chk Pass	Chk Pass	Chk Pass
Value									
Range									

Elem	Mo2020	Na5895	Ni2316	P_1774	Pb2203	S_1820	Sb2068	Se1960	Si2124
Units	ppm	ppm	ppm	ppm	ppm	ppm	ppm	ppm	ppm
Avg	**1.990**	**39.26**	**2.003**	**2.045**	**2.014**	**1.968**	**1.962**	**1.960**	**4.996**
Stddev	.004	.06	.006	.005	.007	.006	.005	.004	.012
%RSD	.2241	.1645	.2877	.2493	.3546	.3171	.2643	.2275	.2361
#1	1.985	39.30	2.005	2.042	2.012	1.971	1.957	1.956	4.984
#2	1.994	39.30	2.008	2.042	2.023	1.971	1.968	1.960	5.007
#3	1.990	39.19	1.996	2.051	2.009	1.960	1.962	1.965	4.999
Check ?	Chk Pass	Chk Pass	Chk Pass	Chk Pass	Chk Pass	Chk Pass	Chk Pass	Chk Pass	Chk Pass
Value									
Range									

Zoom In Zoom Out

Sample Name: ccv 7 Acquired: 8/23/2021 13:19:38 Type: QC
Method: SGS 070219(v346) Mode: CONC Corr. Factor: 1.000000
User: admin Custom ID1: Custom ID2: Custom ID3:
Comment:

Elem	Sn1899	Sr4077	Ti3349	Tl1908	V_2924	W_2079	Zn2062	Zr3391
Units	ppm	ppm	ppm	ppm	ppm	ppm	ppm	ppm
Avg	**2.028**	**1.959**	**1.991**	**1.972**	**1.985**	**1.988**	**2.027**	**1.974**
Stddev	.006	.009	.005	.012	.006	.005	.008	.005
%RSD	.3112	.4439	.2449	.6244	.2802	.2683	.4134	.2613
#1	2.024	1.968	1.997	1.963	1.984	1.986	2.029	1.977
#2	2.035	1.958	1.988	1.986	1.991	1.994	2.035	1.977
#3	2.025	1.951	1.988	1.967	1.980	1.984	2.018	1.968
Check ?	Chk Pass	Chk Pass	Chk Pass	Chk Pass	Chk Pass	Chk Pass	Chk Pass	Chk Pass
Value								
Range								

Int. Std.	In2306	Y_3600	Y_3710	Y_2243
Units	Cts/S	Cts/S	Cts/S	Cts/S
Avg	**7460.7**	**84996.**	**6738.8**	**3182.2**
Stddev	7.7	125.	11.2	7.3
%RSD	.10278	.14731	.16604	.23028
#1	7469.6	85102.	6742.2	3190.2
#2	7455.6	84858.	6726.3	3180.7
#3	7457.1	85027.	6747.9	3175.8

Zoom In Zoom Out

Sample Name: ccb Acquired: 8/23/2021 13:24:25 Type: QC
Method: SGS 070219(v346) Mode: CONC Corr. Factor: 1.000000
User: admin Custom ID1: Custom ID2: Custom ID3:
Comment:

Elem	Ag3280	Al3961	As1890	B_2089	Ba4554	Be3130	Bi2230	Ca3179	Cd2288
Units	ppm	ppm	ppm	ppm	ppm	ppm	ppm	ppm	ppm
Avg	**-.0001**	**.0067**	**.0009**	**.0005**	**-.0002**	**-.0001**	**-.0001**	**-.0053**	**-.0001**
Stddev	.0000	.0063	.0006	.0003	.0003	.0002	.0007	.0011	.0000
%RSD	12.02	93.44	65.27	48.71	118.1	200.2	669.0	19.88	47.27
#1	-.0001	.0011	.0015	.0008	.0001	-.0001	-.0009	-.0065	-.0001
#2	-.0001	.0135	.0003	.0005	-.0004	.0001	.0004	-.0044	-.0002
#3	-.0001	.0057	.0009	.0003	-.0003	-.0002	.0002	-.0050	-.0001
Check ?	Chk Pass	Chk Pass	Chk Pass	Chk Pass	Chk Pass	Chk Pass	Chk Pass	Chk Pass	Chk Pass
High Limit									
Low Limit									

Elem	Ce4040	Co2286	Cr2677	Cu3247	Fe2599	K_7664	Li6707	Mg2790	Mn2576
Units	ppm	ppm	ppm	ppm	ppm	ppm	ppm	ppm	ppm
Avg	**-.0011**	**.0001**	**.0003**	**-.0001**	**-.0039**	**-.0869**	**.0001**	**-.0107**	**-.0000**
Stddev	.0010	.0000	.0001	.0002	.0026	.0052	.0008	.0612	.0000
%RSD	92.08	54.13	24.39	151.1	66.19	6.026	611.4	572.6	131.1
#1	-.0016	.0000	.0004	-.0003	-.0022	-.0866	-.0008	.0596	.0000
#2	-.0016	.0001	.0003	.0001	-.0069	-.0923	.0004	-.0397	-.0000
#3	.0001	.0001	.0002	-.0002	-.0027	-.0818	.0008	-.0520	-.0000
Check ?	Chk Pass	Chk Pass	Chk Pass	Chk Pass	Chk Pass	Chk Pass	Chk Pass	Chk Pass	Chk Pass
High Limit									
Low Limit									

Elem	Mo2020	Na5895	Ni2316	P_1774	Pb2203	S_1820	Sb2068	Se1960	Si2124
Units	ppm	ppm	ppm	ppm	ppm	ppm	ppm	ppm	ppm
Avg	**.0004**	**-.1912**	**-.0005**	**-.0012**	**.0002**	**-.0039**	**-.0000**	**-.0003**	**.0010**
Stddev	.0003	.0078	.0002	.0007	.0006	.0015	.0004	.0017	.0004
%RSD	64.53	4.071	43.86	57.48	284.3	37.54	875.3	584.1	40.26
#1	.0007	-.1949	-.0006	-.0018	.0009	-.0056	.0001	-.0006	.0012
#2	.0001	-.1822	-.0002	-.0005	.0001	-.0027	-.0004	-.0018	.0012
#3	.0005	-.1964	-.0006	-.0012	-.0003	-.0036	.0002	.0016	.0005
Check ?	Chk Pass	Chk Pass	Chk Pass	Chk Pass	Chk Pass	Chk Pass	Chk Pass	Chk Pass	Chk Pass
High Limit									
Low Limit									

Zoom In Zoom Out

Sample Name: ccb Acquired: 8/23/2021 13:24:25 Type: QC
Method: SGS 070219(v346) Mode: CONC Corr. Factor: 1.000000
User: admin Custom ID1: Custom ID2: Custom ID3:
Comment:

Elem	Sn1899	Sr4077	Ti3349	Tl1908	V_2924	W_2079	Zn2062	Zr3391
Units	ppm	ppm	ppm	ppm	ppm	ppm	ppm	ppm
Avg	**-.0011**	**.0000**	**-.0003**	**-.0003**	**-.0003**	**.0016**	**.0002**	**.0003**
Stddev	.0004	.0001	.0002	.0007	.0004	.0009	.0002	.0001
%RSD	40.03	735.8	47.37	260.2	144.2	59.41	88.79	37.07
#1	-.0016	.0001	-.0002	-.0003	-.0000	.0021	.0001	.0004
#2	-.0010	-.0000	-.0005	.0005	-.0007	.0020	.0004	.0002
#3	-.0007	-.0000	-.0003	-.0009	-.0000	.0005	.0001	.0002
Check ?	Chk Pass	Chk Pass	Chk Pass	Chk Pass	Chk Pass	Chk Pass	Chk Pass	Chk Pass
High Limit								
Low Limit								

Int. Std.	In2306	Y_3600	Y_3710	Y_2243
Units	Cts/S	Cts/S	Cts/S	Cts/S
Avg	**8292.6**	**88431.**	**6808.1**	**3260.7**
Stddev	10.6	53.	37.4	9.2
%RSD	.12728	.05955	.54985	.28270
#1	8300.9	88385.	6779.1	3271.2
#2	8296.1	88420.	6794.8	3256.6
#3	8280.7	88488.	6850.4	3254.2

Zoom In Zoom Out

Sample Name: jd29972-2 1 Acquired: 8/23/2021 13:29:37 Type: Unk
Method: SGS 070219(v346) Mode: CONC Corr. Factor: 10.000000
User: admin Custom ID1: Custom ID2: Custom ID3:
Comment:

Elem	Ag3280	Al3961	As1890	B_2089	Ba4554	Be3130	Bi2230	Ca3179	Cd2288
Units	ppm	ppm	ppm	ppm	ppm	ppm	ppm	ppm	ppm
Avg	**.0068**	**4.907**	**.0092**	**.0691**	**.5370**	**.0001**	**.0154**	**1418.**	**.0002**
Stddev	.0006	.136	.0129	.0066	.0019	.0027	.0159	1.	.0013
%RSD	8.362	2.761	140.2	9.590	.3587	3169.	103.5	.0371	618.8
#1	.0062	4.815	-.0050	.0760	.5364	.0001	.0329	1418.	-.0006
#2	.0073	4.844	.0201	.0628	.5354	.0028	.0112	1418.	-.0005
#3	.0068	5.062	.0125	.0684	.5391	-.0026	.0020	1417.	.0017

Elem	Ce4040	Co2286	Cr2677	Cu3247	Fe2599	K_7664	Li6707	Mg2790	Mn2576
Units	ppm	ppm	ppm	ppm	ppm	ppm	ppm	ppm	ppm
Avg	**.2269**	**.0009**	**.0043**	**.0013**	**-.0197**	**51.12**	**.1800**	**2.714**	**.0087**
Stddev	.0105	.0010	.0014	.0032	.0094	.25	.0084	.357	.0002
%RSD	4.619	112.2	31.60	247.1	47.85	.4829	4.649	13.17	2.638
#1	.2298	.0001	.0059	.0001	-.0295	50.85	.1872	2.304	.0088
#2	.2356	.0020	.0039	.0049	-.0189	51.17	.1819	2.878	.0085
#3	.2152	.0006	.0032	-.0012	-.0107	51.33	.1708	2.959	.0089

Elem	Mo2020	Na5895	Ni2316	P_1774	Pb2203	S_1820	Sb2068	Se1960	Si2124
Units	ppm	ppm	ppm	ppm	ppm	ppm	ppm	ppm	ppm
Avg	**.0519**	**1420.**	**.0057**	**.0223**	**.0094**	**130.1**	**-.0050**	**.0030**	**.4619**
Stddev	.0030	.	.0020	.0054	.0084	.2	.0044	.0142	.0070
%RSD	5.841	.0218	35.36	24.14	89.76	.1870	87.03	474.8	1.515
#1	.0486	1419.	.0076	.0211	.0058	130.1	-.0001	.0042	.4615
#2	.0526	1420.	.0060	.0175	.0033	129.8	-.0064	.0166	.4552
#3	.0546	1420.	.0036	.0281	.0190	130.3	-.0085	-.0118	.4691

Elem	Sn1899	Sr4077	Ti3349	Tl1908	V_2924	W_2079	Zn2062	Zr3391
Units	ppm	ppm	ppm	ppm	ppm	ppm	ppm	ppm
Avg	**-.0135**	**11.12**	**-.0144**	**.0024**	**.0055**	**.0468**	**.0396**	**.0007**
Stddev	.0098	.02	.0005	.0032	.0018	.0103	.0015	.0012
%RSD	72.46	.1809	3.300	130.6	32.21	22.01	3.793	170.5
#1	-.0222	11.10	-.0150	.0057	.0037	.0579	.0393	.0021
#2	-.0155	11.13	-.0142	.0022	.0072	.0449	.0383	.0005
#3	-.0029	11.13	-.0141	-.0006	.0056	.0376	.0413	-.0004

Zoom In Zoom Out

Sample Name: jd29972-2 1 Acquired: 8/23/2021 13:29:37 Type: Unk
Method: SGS 070219(v346) Mode: CONC Corr. Factor: 10.000000
User: admin Custom ID1: Custom ID2: Custom ID3:
Comment:

Int. Std.	In2306	Y_3600	Y_3710	Y_2243
Units	Cts/S	Cts/S	Cts/S	Cts/S
Avg	**7182.2**	**82338.**	**6645.3**	**3047.8**
Stddev	6.6	149.	8.5	1.2
%RSD	.09163	.18063	.12767	.03911
#1	7188.7	82200.	6637.2	3048.3
#2	7182.3	82495.	6644.6	3048.6
#3	7175.6	82318.	6654.1	3046.4

Zoom In Zoom Out

Sample Name: jd29972-9 Acquired: 8/23/2021 13:34:45 Type: Unk
Method: SGS 070219(v346) Mode: CONC Corr. Factor: 10.000000
User: admin Custom ID1: Custom ID2: Custom ID3:
Comment:

Elem	Ag3280	Al3961	As1890	B_2089	Ba4554	Be3130	Bi2230	Ca3179	Cd2288
Units	ppm	ppm	ppm	ppm	ppm	ppm	ppm	ppm	ppm
Avg	**.0088**	**5.409**	**-.0033**	**.0705**	**.4720**	**-.0013**	**.0087**	**1379.**	**.0010**
Stddev	.0039	.076	.0081	.0071	.0036	.0002	.0073	3.	.0021
%RSD	44.71	1.408	244.1	10.01	.7626	17.43	84.30	.2249	200.8
#1	.0057	5.496	.0003	.0777	.4761	-.0011	.0115	1382.	.0011
#2	.0074	5.361	-.0126	.0636	.4706	-.0011	.0141	1379.	.0030
#3	.0132	5.369	.0023	.0701	.4693	-.0015	.0004	1375.	-.0011

Elem	Ce4040	Co2286	Cr2677	Cu3247	Fe2599	K_7664	Li6707	Mg2790	Mn2576
Units	ppm	ppm	ppm	ppm	ppm	ppm	ppm	ppm	ppm
Avg	**.2120**	**-.0016**	**.0043**	**.0049**	**.1285**	**51.30**	**.1801**	**3.424**	**.0169**
Stddev	.0133	.0024	.0044	.0024	.0654	.16	.0033	.542	.0002
%RSD	6.294	146.0	102.2	49.46	50.89	.3062	1.818	15.84	1.047
#1	.2214	.0000	.0041	.0022	.0971	51.37	.1793	3.322	.0168
#2	.1967	-.0044	.0000	.0067	.2037	51.12	.1773	2.940	.0171
#3	.2178	-.0006	.0089	.0059	.0847	51.41	.1837	4.010	.0167

Elem	Mo2020	Na5895	Ni2316	P_1774	Pb2203	S_1820	Sb2068	Se1960	Si2124
Units	ppm	ppm	ppm	ppm	ppm	ppm	ppm	ppm	ppm
Avg	**.0527**	**1415.**	**.0037**	**.0260**	**.0102**	**148.6**	**-.0022**	**-.0041**	**.6966**
Stddev	.0019	5.	.0021	.0021	.0021	.5	.0029	.0056	.0031
%RSD	3.518	.3197	57.56	7.996	20.93	.3258	136.8	138.4	.4431
#1	.0548	1420.	.0019	.0237	.0095	148.1	-.0046	.0021	.6994
#2	.0518	1414.	.0061	.0277	.0126	148.6	.0011	-.0053	.6933
#3	.0515	1411.	.0032	.0266	.0085	149.0	-.0029	-.0090	.6971

Elem	Sn1899	Sr4077	Ti3349	Tl1908	V_2924	W_2079	Zn2062	Zr3391
Units	ppm	ppm	ppm	ppm	ppm	ppm	ppm	ppm
Avg	**-.0164**	**10.92**	**-.0106**	**.0212**	**.0053**	**.0531**	**.0436**	**.0011**
Stddev	.0035	.04	.0019	.0079	.0026	.0051	.0014	.0015
%RSD	21.02	.3528	17.80	37.16	49.81	9.681	3.321	135.5
#1	-.0197	10.96	-.0113	.0134	.0071	.0590	.0438	.0028
#2	-.0167	10.94	-.0085	.0211	.0066	.0509	.0420	.0003
#3	-.0128	10.88	-.0122	.0291	.0023	.0495	.0449	.0002

Zoom In Zoom Out

Sample Name: jd29972-9 Acquired: 8/23/2021 13:34:45 Type: Unk
Method: SGS 070219(v346) Mode: CONC Corr. Factor: 10.000000
User: admin Custom ID1: Custom ID2: Custom ID3:
Comment:

Int. Std.	In2306	Y_3600	Y_3710	Y_2243
Units	Cts/S	Cts/S	Cts/S	Cts/S
Avg	**7187.8**	**82128.**	**6640.1**	**3050.2**
Stddev	8.8	312.	16.0	3.3
%RSD	.12210	.37930	.24052	.10940
#1	7193.4	81791.	6649.5	3052.8
#2	7192.4	82405.	6621.6	3051.3
#3	7177.7	82188.	6649.2	3046.5

Zoom In Zoom Out

Sample Name: jd29974-3 Acquired: 8/23/2021 13:39:53 Type: Unk
Method: SGS 070219(v346) Mode: CONC Corr. Factor: 1.000000
User: admin Custom ID1: Custom ID2: Custom ID3:
Comment:

Elem	Ag3280	Al3961	As1890	B_2089	Ba4554	Be3130	Bi2230	Ca3179	Cd2288
Units	ppm	ppm	ppm	ppm	ppm	ppm	ppm	ppm	ppm
Avg	**.0003**	**-.0161**	**.0009**	**.1434**	**.0852**	**.0001**	**.0023**	**95.48**	**.0000**
Stddev	.0001	.0079	.0000	.0001	.0001	.0001	.0010	.11	.0001
%RSD	38.41	48.77	5.796	.0783	.0639	73.00	41.75	.1132	272.0
#1	.0002	-.0155	.0009	.1436	.0852	.0002	.0020	95.40	.0001
#2	.0003	-.0086	.0008	.1433	.0852	.0002	.0034	95.43	.0001
#3	.0004	-.0242	.0009	.1435	.0853	.0000	.0015	95.60	-.0001

Elem	Ce4040	Co2286	Cr2677	Cu3247	Fe2599	K_7664	Li6707	Mg2790	Mn2576
Units	ppm	ppm	ppm	ppm	ppm	ppm	ppm	ppm	ppm
Avg	**.0526**	**.0007**	**.0006**	**.0006**	**.0182**	**2.995**	**.0102**	**25.05**	**.6464**
Stddev	.0010	.0003	.0002	.0003	.0044	.020	.0007	.09	.0015
%RSD	1.840	45.00	38.87	58.76	24.45	.6723	6.500	.3776	.2248
#1	.0536	.0003	.0003	.0004	.0131	2.998	.0109	25.14	.6479
#2	.0516	.0009	.0008	.0009	.0214	3.013	.0100	24.96	.6463
#3	.0526	.0008	.0006	.0003	.0200	2.973	.0096	25.05	.6450

Elem	Mo2020	Na5895	Ni2316	P_1774	Pb2203	S_1820	Sb2068	Se1960	Si2124
Units	ppm	ppm	ppm	ppm	ppm	ppm	ppm	ppm	ppm
Avg	**-.0001**	**34.13**	**.0006**	**.0102**	**.0006**	**31.28**	**-.0002**	**.0006**	**5.393**
Stddev	.0002	.05	.0003	.0011	.0008	.13	.0012	.0015	.020
%RSD	164.0	.1359	56.21	10.70	139.1	.4092	703.5	227.1	.3686
#1	-.0003	34.09	.0010	.0101	.0001	31.19	-.0013	-.0009	5.378
#2	.0001	34.18	.0003	.0092	.0014	31.22	.0012	.0009	5.385
#3	-.0001	34.13	.0005	.0114	.0001	31.43	-.0004	.0019	5.416

Elem	Sn1899	Sr4077	Ti3349	Tl1908	V_2924	W_2079	Zn2062	Zr3391
Units	ppm	ppm	ppm	ppm	ppm	ppm	ppm	ppm
Avg	**-.0027**	**.2206**	**-.0009**	**.0040**	**-.0005**	**.0061**	**.0022**	**-.0004**
Stddev	.0003	.0008	.0002	.0005	.0001	.0010	.0002	.0001
%RSD	12.77	.3747	25.01	12.85	25.84	15.94	8.546	26.72
#1	-.0025	.2198	-.0007	.0045	-.0005	.0055	.0022	-.0005
#2	-.0031	.2214	-.0009	.0035	-.0007	.0055	.0024	-.0004
#3	-.0024	.2206	-.0011	.0042	-.0004	.0072	.0020	-.0003

Zoom In Zoom Out

Sample Name: jd29974-3 Acquired: 8/23/2021 13:39:53 Type: Unk
Method: SGS 070219(v346) Mode: CONC Corr. Factor: 1.000000
User: admin Custom ID1: Custom ID2: Custom ID3:
Comment:

Int. Std.	In2306	Y_3600	Y_3710	Y_2243
Units	Cts/S	Cts/S	Cts/S	Cts/S
Avg	**7748.8**	**86281.**	**6869.6**	**3171.1**
Stddev	33.9	227.	16.7	15.6
%RSD	.43803	.26252	.24283	.49095
#1	7780.9	86135.	6868.8	3184.7
#2	7752.2	86165.	6886.7	3174.6
#3	7713.3	86542.	6853.4	3154.1

Zoom In Zoom Out

Sample Name: jd29972-2 Acquired: 8/23/2021 13:44:59 Type: Unk
Method: SGS 070219(v346) Mode: CONC Corr. Factor: 1.000000
User: admin Custom ID1: Custom ID2: Custom ID3:
Comment:

Elem	Ag3280	Al3961	As1890	B_2089	Ba4554	Be3130	Bi2230	Ca3179
Units	ppm	ppm	ppm	ppm	ppm	ppm	ppm	ppm
Avg	**.0095**	**4.764**	**.0051**	**.0766**	**.5230**	**-.0002**	**.0112**	F **1267.**
Stddev	.0006	.016	.0017	.0006	.0017	.0000	.0006	2.
%RSD	5.949	.3244	33.89	.8313	.3189	17.68	5.147	.1435
#1	.0099	4.771	.0049	.0759	.5246	-.0002	.0110	1267.
#2	.0097	4.775	.0035	.0769	.5230	-.0001	.0107	1268.
#3	.0089	4.746	.0069	.0771	.5213	-.0002	.0118	1265.

Elem	Cd2288	Ce4040	Co2286	Cr2677	Cu3247	Fe2599	K_7664	Li6707
Units	ppm	ppm	ppm	ppm	ppm	ppm	ppm	ppm
Avg	**.0004**	**.1761**	**.0005**	**.0006**	**.0018**	**.0009**	**54.25**	**.1903**
Stddev	.0001	.0048	.0001	.0006	.0003	.0051	.06	.0007
%RSD	19.20	2.712	25.52	90.73	18.69	581.5	.1148	.3798
#1	.0003	.1789	.0006	.0010	.0015	.0061	54.32	.1900
#2	.0005	.1706	.0004	.0009	.0021	.0005	54.21	.1897
#3	.0004	.1788	.0005	-.0000	.0018	-.0040	54.21	.1911

Elem	Mg2790	Mn2576	Mo2020	Na5895	Ni2316	P_1774	Pb2203	S_1820
Units	ppm	ppm	ppm	ppm	ppm	ppm	ppm	ppm
Avg	**2.489**	**.0078**	**.0491**	F **1314.**	**.0065**	**.0317**	**.0039**	F **137.2**
Stddev	.036	.0001	.0003	18.	.0002	.0023	.0012	.3
%RSD	1.449	.8144	.5276	1.375	2.710	7.123	30.97	.2276
#1	2.480	.0078	.0493	1325.	.0067	.0291	.0032	136.8
#2	2.458	.0077	.0488	1325.	.0063	.0334	.0032	137.2
#3	2.528	.0077	.0493	1294.	.0066	.0325	.0053	137.5

Elem	Sb2068	Se1960	Si2124	Sn1899	Sr4077	Ti3349	Tl1908	V_2924
Units	ppm	ppm	ppm	ppm	ppm	ppm	ppm	ppm
Avg	**.0033**	**.0042**	**.4770**	**-.0014**	F **10.57**	W **-.0039**	**.0123**	**.0045**
Stddev	.0008	.0019	.0017	.0001	.02	.0008	.0013	.0003
%RSD	23.69	44.60	.3549	9.676	.2242	20.18	10.35	5.723
#1	.0042	.0026	.4789	-.0015	10.56	-.0031	.0109	.0048
#2	.0032	.0038	.4765	-.0014	10.55	-.0039	.0131	.0045
#3	.0026	.0062	.4756	-.0013	10.60	-.0047	.0131	.0043

Zoom In Zoom Out

Sample Name: jd29972-2 Acquired: 8/23/2021 13:44:59 Type: Unk
Method: SGS 070219(v346) Mode: CONC Corr. Factor: 1.000000
User: admin Custom ID1: Custom ID2: Custom ID3:
Comment:

Elem	W_2079	Zn2062	Zr3391
Units	ppm	ppm	ppm
Avg	**.0330**	**-.0000**	**-.0004**
Stddev	.0008	.0001	.0001
%RSD	2.379	856.7	31.24
#1	.0329	-.0002	-.0003
#2	.0339	.0001	-.0003
#3	.0323	.0000	-.0005

Int. Std.	In2306	Y_3600	Y_3710	Y_2243
Units	Cts/S	Cts/S	Cts/S	Cts/S
Avg	**5861.4**	**72479.**	**6437.6**	**2660.5**
Stddev	11.7	173.	21.4	6.4
%RSD	.20001	.23903	.33252	.24170
#1	5873.1	72321.	6438.4	2666.9
#2	5861.6	72664.	6415.8	2660.6
#3	5849.7	72452.	6458.6	2654.0

Zoom In Zoom Out

Sample Name: jd29972-9 Acquired: 8/23/2021 13:50:31 Type: Unk
Method: SGS 070219(v346) Mode: CONC Corr. Factor: 1.000000
User: admin Custom ID1: Custom ID2: Custom ID3:
Comment:

Elem	Ag3280	Al3961	As1890	B_2089	Ba4554	Be3130	Bi2230	Ca3179
Units	ppm	ppm	ppm	ppm	ppm	ppm	ppm	ppm
Avg	**.0085**	**4.862**	**.0056**	**.0763**	**.4356**	**-.0002**	**.0110**	F **1159.**
Stddev	.0003	.028	.0012	.0010	.0009	.0002	.0014	9.
%RSD	3.247	.5770	20.71	1.297	.1969	94.69	12.47	.7971
#1	.0082	4.893	.0045	.0761	.4356	-.0001	.0115	1166.
#2	.0085	4.856	.0055	.0774	.4348	-.0001	.0121	1149.
#3	.0087	4.838	.0069	.0754	.4365	-.0004	.0094	1163.

Elem	Cd2288	Ce4040	Co2286	Cr2677	Cu3247	Fe2599	K_7664	Li6707
Units	ppm	ppm	ppm	ppm	ppm	ppm	ppm	ppm
Avg	**.0003**	**.1623**	**.0005**	**.0017**	**.0015**	**.0620**	**51.40**	**.1827**
Stddev	.0002	.0037	.0004	.0002	.0002	.0032	.16	.0018
%RSD	70.50	2.261	77.93	13.85	10.30	5.203	.3133	.9850
#1	.0001	.1586	.0004	.0016	.0014	.0647	51.58	.1813
#2	.0005	.1622	.0002	.0015	.0013	.0630	51.27	.1848
#3	.0004	.1660	.0010	.0019	.0016	.0584	51.34	.1821

Elem	Mg2790	Mn2576	Mo2020	Na5895	Ni2316	P_1774	Pb2203	S_1820
Units	ppm	ppm	ppm	ppm	ppm	ppm	ppm	ppm
Avg	**3.281**	**.0148**	**.0474**	F **1220.**	**.0063**	**.0343**	**.0010**	F **149.6**
Stddev	.023	.0001	.0006	15.	.0002	.0007	.0018	.2
%RSD	.6908	.3619	1.189	1.203	3.896	1.937	180.7	.1221
#1	3.291	.0149	.0468	1236.	.0063	.0335	.0008	149.5
#2	3.298	.0148	.0480	1207.	.0065	.0347	.0029	149.5
#3	3.256	.0148	.0473	1217.	.0061	.0347	-.0007	149.8

Elem	Sb2068	Se1960	Si2124	Sn1899	Sr4077	Ti3349	Tl1908	V_2924
Units	ppm	ppm	ppm	ppm	ppm	ppm	ppm	ppm
Avg	**.0028**	**.0052**	**.6848**	**-.0012**	F **9.913**	W **-.0034**	**.0116**	**.0050**
Stddev	.0002	.0009	.0014	.0004	.186	.0004	.0001	.0002
%RSD	7.242	16.77	.2053	35.45	1.879	12.01	.5837	4.022
#1	.0030	.0043	.6832	-.0016	10.12	-.0037	.0115	.0050
#2	.0027	.0060	.6859	-.0008	9.767	-.0035	.0117	.0053
#3	.0027	.0054	.6853	-.0011	9.850	-.0029	.0116	.0049

Zoom In Zoom Out

Sample Name: jd29972-9 Acquired: 8/23/2021 13:50:31 Type: Unk
Method: SGS 070219(v346) Mode: CONC Corr. Factor: 1.000000
User: admin Custom ID1: Custom ID2: Custom ID3:
Comment:

Elem	W_2079	Zn2062	Zr3391
Units	ppm	ppm	ppm
Avg	**.0335**	**.0011**	**-.0003**
Stddev	.0003	.0002	.0001
%RSD	.8993	22.30	31.77
#1	.0338	.0014	-.0002
#2	.0332	.0011	-.0003
#3	.0335	.0009	-.0004

Int. Std.	In2306	Y_3600	Y_3710	Y_2243
Units	Cts/S	Cts/S	Cts/S	Cts/S
Avg	**5897.4**	**73168.**	**6508.1**	**2669.3**
Stddev	13.8	126.	51.6	5.6
%RSD	.23463	.17152	.79333	.21050
#1	5912.2	73144.	6453.1	2675.6
#2	5895.1	73304.	6555.6	2667.5
#3	5884.8	73057.	6515.6	2664.8

Zoom In Zoom Out

Sample Name: mp28145-mb1conf Acquired: 8/23/2021 13:56:03 Type: Unk
Method: SGS 070219(v346) Mode: CONC Corr. Factor: 1.000000
User: admin Custom ID1: Custom ID2: Custom ID3:
Comment:

Elem	Ag3280	Al3961	As1890	B_2089	Ba4554	Be3130	Bi2230	Ca3179	Cd2288
Units	ppm	ppm	ppm	ppm	ppm	ppm	ppm	ppm	ppm
Avg	**-.0002**	**.0413**	**-.0005**	**.0000**	**.0003**	**.0002**	**-.0010**	**.0750**	**.0002**
Stddev	.0003	.0060	.0008	.0006	.0001	.0001	.0005	.0054	.0002
%RSD	158.5	14.47	174.6	2413.	41.84	78.54	51.96	7.180	126.2
#1	-.0000	.0344	.0002	.0003	.0002	.0003	-.0008	.0798	-.0001
#2	-.0005	.0445	-.0013	.0005	.0004	.0001	-.0006	.0692	.0004
#3	-.0000	.0449	-.0003	-.0007	.0002	.0001	-.0016	.0761	.0002

Elem	Ce4040	Co2286	Cr2677	Cu3247	Fe2599	K_7664	Li6707	Mg2790	Mn2576
Units	ppm	ppm	ppm	ppm	ppm	ppm	ppm	ppm	ppm
Avg	**-.0009**	**.0001**	**.0010**	**.0006**	**.0712**	**.0651**	**.0039**	**-.0096**	**.0019**
Stddev	.0033	.0000	.0003	.0004	.0030	.0056	.0011	.0187	.0000
%RSD	369.8	23.17	26.84	56.20	4.148	8.642	26.71	194.8	1.795
#1	-.0021	.0001	.0009	.0010	.0746	.0592	.0050	-.0120	.0019
#2	-.0035	.0001	.0012	.0003	.0692	.0659	.0029	-.0271	.0019
#3	.0029	.0002	.0007	.0007	.0699	.0703	.0039	.0102	.0018

Elem	Mo2020	Na5895	Ni2316	P_1774	Pb2203	S_1820	Sb2068	Se1960	Si2124
Units	ppm	ppm	ppm	ppm	ppm	ppm	ppm	ppm	ppm
Avg	**.0005**	**.2194**	**.0004**	**.0281**	**.0014**	**.0215**	**-.0001**	**.0006**	**.0139**
Stddev	.0002	.0227	.0002	.0005	.0004	.0004	.0010	.0013	.0007
%RSD	38.51	10.32	64.29	1.774	32.48	2.081	1669.	221.2	4.910
#1	.0006	.2406	.0006	.0287	.0015	.0215	-.0007	-.0005	.0146
#2	.0003	.2222	.0004	.0279	.0008	.0220	-.0006	.0020	.0134
#3	.0006	.1956	.0001	.0278	.0017	.0211	.0011	.0002	.0135

Elem	Sn1899	Sr4077	Ti3349	Tl1908	V_2924	W_2079	Zn2062	Zr3391
Units	ppm	ppm	ppm	ppm	ppm	ppm	ppm	ppm
Avg	**.0287**	**.0005**	**.0010**	**.0001**	**-.0000**	**.0010**	**.0106**	**.0003**
Stddev	.0005	.0000	.0004	.0004	.0003	.0007	.0001	.0001
%RSD	1.904	4.853	42.07	516.5	948.2	71.28	.6279	40.80
#1	.0290	.0005	.0014	.0002	.0003	.0015	.0106	.0004
#2	.0281	.0004	.0006	-.0004	-.0001	.0012	.0107	.0004
#3	.0290	.0005	.0010	.0004	-.0003	.0002	.0105	.0002

Zoom In Zoom Out

Sample Name: mp28145-mb1conf Acquired: 8/23/2021 13:56:03 Type: Unk
Method: SGS 070219(v346) Mode: CONC Corr. Factor: 1.000000
User: admin Custom ID1: Custom ID2: Custom ID3:
Comment:

Int. Std.	In2306	Y_3600	Y_3710	Y_2243
Units	Cts/S	Cts/S	Cts/S	Cts/S
Avg	**8195.3**	**87791.**	**6948.4**	**3205.8**
Stddev	6.9	55.	27.2	1.9
%RSD	.08412	.06306	.39205	.05941
#1	8190.7	87739.	6978.6	3203.7
#2	8192.0	87849.	6925.7	3207.4
#3	8203.2	87786.	6940.8	3206.2

Zoom In Zoom Out

Sample Name: mp28145-b1conf Acquired: 8/23/2021 14:01:14 Type: Unk
Method: SGS 070219(v346) Mode: CONC Corr. Factor: 1.000000
User: admin Custom ID1: Custom ID2: Custom ID3:
Comment:

Elem	Ag3280	Al3961	As1890	B_2089	Ba4554	Be3130	Bi2230	Ca3179	Cd2288
Units	ppm	ppm	ppm	ppm	ppm	ppm	ppm	ppm	ppm
Avg	**.2350**	**24.16**	**1.837**	**1.842**	**1.861**	**1.890**	**.0060**	**24.74**	**1.913**
Stddev	.0005	.07	.006	.002	.004	.001	.0021	.05	.003
%RSD	.2338	.3084	.3414	.0984	.2114	.0595	34.41	.2183	.1376
#1	.2345	24.24	1.839	1.841	1.865	1.891	.0047	24.72	1.911
#2	.2350	24.14	1.841	1.841	1.858	1.889	.0084	24.80	1.912
#3	.2356	24.09	1.829	1.844	1.859	1.890	.0049	24.70	1.916

Elem	Ce4040	Co2286	Cr2677	Cu3247	Fe2599	K_7664	Li6707	Mg2790	Mn2576
Units	ppm	ppm	ppm	ppm	ppm	ppm	ppm	ppm	ppm
Avg	**.1320**	**1.861**	**1.897**	**1.833**	**24.80**	**23.68**	**.0009**	**24.09**	**1.934**
Stddev	.0004	.001	.007	.004	.03	.04	.0004	.07	.005
%RSD	.3148	.0674	.3741	.2294	.1376	.1486	49.05	.2942	.2650
#1	.1315	1.862	1.895	1.828	24.78	23.71	.0012	24.14	1.933
#2	.1322	1.860	1.891	1.837	24.84	23.69	.0004	24.12	1.930
#3	.1323	1.862	1.905	1.833	24.78	23.64	.0010	24.01	1.940

Elem	Mo2020	Na5895	Ni2316	P_1774	Pb2203	S_1820	Sb2068	Se1960	Si2124
Units	ppm	ppm	ppm	ppm	ppm	ppm	ppm	ppm	ppm
Avg	**1.883**	**23.81**	**1.885**	**1.924**	**1.897**	**2.001**	**1.864**	**1.845**	**.1733**
Stddev	.001	.03	.003	.009	.004	.002	.000	.005	.0008
%RSD	.0435	.1163	.1514	.4852	.2118	.1213	.0147	.2996	.4481
#1	1.882	23.83	1.884	1.914	1.896	1.999	1.864	1.849	.1734
#2	1.883	23.81	1.883	1.932	1.901	2.001	1.864	1.848	.1740
#3	1.884	23.78	1.889	1.927	1.893	2.004	1.863	1.839	.1725

Elem	Sn1899	Sr4077	Ti3349	Tl1908	V_2924	W_2079	Zn2062	Zr3391
Units	ppm	ppm	ppm	ppm	ppm	ppm	ppm	ppm
Avg	**1.940**	**1.856**	**1.872**	**1.838**	**1.873**	**1.709**	**1.928**	**1.846**
Stddev	.005	.003	.005	.030	.006	.001	.005	.004
%RSD	.2612	.1359	.2603	1.621	.3247	.0499	.2467	.2198
#1	1.941	1.859	1.868	1.869	1.870	1.708	1.928	1.843
#2	1.944	1.854	1.872	1.835	1.868	1.710	1.933	1.844
#3	1.934	1.856	1.878	1.809	1.880	1.710	1.923	1.850

Zoom In Zoom Out

Sample Name: mp28145-b1conf Acquired: 8/23/2021 14:01:14 Type: Unk
Method: SGS 070219(v346) Mode: CONC Corr. Factor: 1.000000
User: admin Custom ID1: Custom ID2: Custom ID3:
Comment:

Int. Std.	In2306	Y_3600	Y_3710	Y_2243
Units	Cts/S	Cts/S	Cts/S	Cts/S
Avg	**7599.9**	**85872.**	**6883.2**	**3169.0**
Stddev	10.9	222.	8.8	3.8
%RSD	.14404	.25889	.12806	.11869
#1	7604.6	86000.	6889.7	3171.8
#2	7607.7	86001.	6873.2	3170.3
#3	7587.3	85615.	6886.8	3164.7

Zoom In Zoom Out

Sample Name: mp28145-s1 7 Acquired: 8/23/2021 14:05:58 Type: Unk
Method: SGS 070219(v346) Mode: CONC Corr. Factor: 5.000000
User: admin Custom ID1: Custom ID2: Custom ID3:
Comment:

Elem	Ag3280	Al3961	As1890	B_2089	Ba4554	Be3130	Bi2230	Ca3179	Cd2288
Units	ppm	ppm	ppm	ppm	ppm	ppm	ppm	ppm	ppm
Avg	**.2295**	**250.9**	**1.728**	**2.072**	**3.113**	**1.837**	**.0080**	**81.01**	**1.855**
Stddev	.0016	1.4	.013	.003	.012	.008	.0065	.17	.004
%RSD	.6915	.5527	.7252	.1559	.3799	.4380	81.34	.2133	.2244
#1	.2311	252.1	1.714	2.068	3.124	1.842	.0005	81.21	1.851
#2	.2296	251.3	1.735	2.072	3.114	1.841	.0124	80.93	1.856
#3	.2279	249.4	1.736	2.075	3.100	1.828	.0111	80.89	1.859

Elem	Ce4040	Co2286	Cr2677	Cu3247	Fe2599	K_7664	Li6707	Mg2790	Mn2576
Units	ppm	ppm	ppm	ppm	ppm	ppm	ppm	ppm	ppm
Avg	**.9405**	**1.938**	**2.126**	**1.791**	**354.9**	**69.51**	**.6580**	**141.6**	**9.104**
Stddev	.0018	.008	.006	.010	1.3	.28	.0062	.5	.030
%RSD	.1925	.4354	.2851	.5649	.3754	.4056	.9393	.3614	.3290
#1	.9414	1.930	2.121	1.779	355.9	69.82	.6579	142.1	9.080
#2	.9384	1.940	2.126	1.795	355.5	69.44	.6643	141.4	9.094
#3	.9416	1.946	2.133	1.798	353.4	69.27	.6519	141.1	9.137

Elem	Mo2020	Na5895	Ni2316	P_1774	Pb2203	S_1820	Sb2068	Se1960	Si2124
Units	ppm	ppm	ppm	ppm	ppm	ppm	ppm	ppm	ppm
Avg	**1.741**	**24.29**	**2.219**	**5.851**	**2.007**	**2.321**	**.8982**	**1.671**	**5.404**
Stddev	.003	.19	.010	.034	.007	.015	.0022	.005	.004
%RSD	.1969	.7809	.4538	.5796	.3759	.6286	.2491	.3121	.0772
#1	1.737	24.46	2.208	5.821	1.999	2.334	.8982	1.670	5.402
#2	1.743	24.31	2.223	5.843	2.014	2.305	.8960	1.677	5.400
#3	1.743	24.08	2.227	5.888	2.008	2.323	.9005	1.667	5.408

Elem	Sn1899	Sr4077	Ti3349	Tl1908	V_2924	W_2079	Zn2062	Zr3391
Units	ppm	ppm	ppm	ppm	ppm	ppm	ppm	ppm
Avg	**1.773**	**1.926**	**4.766**	**1.798**	**2.133**	**1.394**	**2.884**	**1.765**
Stddev	.006	.010	.011	.008	.014	.008	.011	.007
%RSD	.3372	.5189	.2239	.4325	.6352	.5674	.3911	.4244
#1	1.769	1.931	4.765	1.789	2.121	1.385	2.873	1.759
#2	1.771	1.933	4.756	1.804	2.129	1.399	2.883	1.762
#3	1.780	1.915	4.777	1.801	2.148	1.400	2.895	1.774

Zoom In Zoom Out

Sample Name: mp28145-s1 7 Acquired: 8/23/2021 14:05:58 Type: Unk
Method: SGS 070219(v346) Mode: CONC Corr. Factor: 5.000000
User: admin Custom ID1: Custom ID2: Custom ID3:
Comment:

Int. Std.	In2306	Y_3600	Y_3710	Y_2243
Units	Cts/S	Cts/S	Cts/S	Cts/S
Avg	**7686.6**	**87034.**	**6814.0**	**3223.4**
Stddev	11.0	271.	12.2	1.6
%RSD	.14330	.31123	.17893	.04937
#1	7699.3	87326.	6826.4	3225.2
#2	7681.2	86984.	6802.0	3222.2
#3	7679.3	86791.	6813.7	3222.8

Zoom In Zoom Out

Sample Name: mp28145-s2 Acquired: 8/23/2021 14:10:49 Type: Unk
Method: SGS 070219(v346) Mode: CONC Corr. Factor: 5.000000
User: admin Custom ID1: Custom ID2: Custom ID3:
Comment:

Elem	Ag3280	Al3961	As1890	B_2089	Ba4554	Be3130	Bi2230	Ca3179	Cd2288
Units	ppm	ppm	ppm	ppm	ppm	ppm	ppm	ppm	ppm
Avg	**.2556**	**293.3**	**1.948**	**2.413**	**3.572**	**2.041**	**.0027**	**86.77**	**2.072**
Stddev	.0006	.8	.019	.018	.009	.009	.0028	.14	.011
%RSD	.2398	.2751	.9780	.7524	.2408	.4675	103.3	.1629	.5248
#1	.2555	293.9	1.939	2.403	3.579	2.046	.0026	86.84	2.063
#2	.2550	293.7	1.936	2.401	3.575	2.047	.0056	86.87	2.069
#3	.2562	292.4	1.970	2.434	3.563	2.030	-.0000	86.61	2.084

Elem	Ce4040	Co2286	Cr2677	Cu3247	Fe2599	K_7664	Li6707	Mg2790	Mn2576
Units	ppm	ppm	ppm	ppm	ppm	ppm	ppm	ppm	ppm
Avg	**1.076**	**2.157**	**2.401**	**2.000**	**402.8**	**85.80**	**.6934**	**153.6**	**10.11**
Stddev	.004	.006	.003	.001	1.2	.16	.0030	.9	.02
%RSD	.3595	.2582	.1237	.0657	.3009	.1848	.4370	.5986	.1942
#1	1.076	2.151	2.399	2.002	403.5	85.98	.6964	154.1	10.12
#2	1.072	2.158	2.404	1.999	403.4	85.73	.6933	154.3	10.12
#3	1.080	2.163	2.400	2.000	401.4	85.69	.6903	152.6	10.08

Elem	Mo2020	Na5895	Ni2316	P_1774	Pb2203	S_1820	Sb2068	Se1960	Si2124
Units	ppm	ppm	ppm	ppm	ppm	ppm	ppm	ppm	ppm
Avg	**1.946**	**27.16**	**2.460**	**6.264**	**2.298**	**2.740**	**.9109**	**1.883**	**6.395**
Stddev	.009	.08	.010	.020	.011	.018	.0080	.004	.012
%RSD	.4704	.3123	.3940	.3177	.4871	.6426	.8763	.2269	.1834
#1	1.939	27.23	2.450	6.252	2.285	2.724	.9028	1.882	6.391
#2	1.943	27.18	2.460	6.253	2.301	2.759	.9113	1.879	6.385
#3	1.956	27.07	2.469	6.287	2.307	2.738	.9187	1.887	6.408

Elem	Sn1899	Sr4077	Ti3349	Tl1908	V_2924	W_2079	Zn2062	Zr3391
Units	ppm	ppm	ppm	ppm	ppm	ppm	ppm	ppm
Avg	**1.957**	**2.141**	**6.015**	**1.992**	**2.436**	**1.532**	**3.166**	**1.975**
Stddev	.010	.014	.010	.012	.005	.011	.007	.004
%RSD	.5149	.6730	.1703	.6142	.1909	.7125	.2373	.1748
#1	1.952	2.151	6.027	1.981	2.437	1.521	3.160	1.979
#2	1.951	2.147	6.009	1.990	2.440	1.532	3.174	1.973
#3	1.969	2.124	6.009	2.005	2.431	1.543	3.163	1.972

Zoom In Zoom Out

Sample Name: mp28145-s2 Acquired: 8/23/2021 14:10:49 Type: Unk
Method: SGS 070219(v346) Mode: CONC Corr. Factor: 5.000000
User: admin Custom ID1: Custom ID2: Custom ID3:
Comment:

Int. Std.	In2306	Y_3600	Y_3710	Y_2243
Units	Cts/S	Cts/S	Cts/S	Cts/S
Avg	7652.9	86962.	6844.5	3222.4
Stddev	14.8	42.	15.5	8.8
%RSD	.19347	.04849	.22624	.27249
#1	7667.7	86913.	6858.2	3227.2
#2	7653.0	86988.	6827.7	3227.8
#3	7638.0	86985.	6847.6	3212.3

Zoom In Zoom Out

Sample Name: ccv Acquired: 8/23/2021 14:15:43 Type: QC
Method: SGS 070219(v346) Mode: CONC Corr. Factor: 1.000000
User: admin Custom ID1: Custom ID2: Custom ID3:
Comment:

Elem	Ag3280	Al3961	As1890	B_2089	Ba4554	Be3130	Bi2230	Ca3179	Cd2288
Units	ppm	ppm	ppm	ppm	ppm	ppm	ppm	ppm	ppm
Avg	.2475	39.54	1.973	2.000	1.977	2.008	2.016	40.55	2.025
Stddev	.0001	.09	.004	.003	.003	.000	.002	.13	.004
%RSD	.0578	.2282	.1757	.1507	.1542	.0179	.1175	.3298	.2245
#1	.2476	39.62	1.975	2.001	1.979	2.009	2.017	40.70	2.027
#2	.2474	39.54	1.970	1.997	1.973	2.008	2.013	40.52	2.019
#3	.2477	39.44	1.976	2.003	1.978	2.008	2.017	40.43	2.027
Check ?	Chk Pass	Chk Pass	Chk Pass	Chk Pass	Chk Pass	Chk Pass	Chk Pass	Chk Pass	Chk Pass
Value									
Range									

Elem	Ce4040	Co2286	Cr2677	Cu3247	Fe2599	K_7664	Li6707	Mg2790	Mn2576
Units	ppm	ppm	ppm	ppm	ppm	ppm	ppm	ppm	ppm
Avg	1.991	1.985	2.008	1.915	40.46	39.10	1.960	40.02	2.040
Stddev	.006	.003	.004	.006	.13	.11	.002	.08	.003
%RSD	.2811	.1288	.2128	.3169	.3142	.2742	.1227	.1879	.1452
#1	1.996	1.986	2.012	1.919	40.61	39.22	1.960	40.10	2.043
#2	1.991	1.982	2.004	1.917	40.38	39.08	1.958	39.96	2.037
#3	1.984	1.987	2.006	1.908	40.40	39.01	1.963	39.99	2.041
Check ?	Chk Pass	Chk Pass	Chk Pass	Chk Pass	Chk Pass	Chk Pass	Chk Pass	Chk Pass	Chk Pass
Value									
Range									

Elem	Mo2020	Na5895	Ni2316	P_1774	Pb2203	S_1820	Sb2068	Se1960	Si2124
Units	ppm	ppm	ppm	ppm	ppm	ppm	ppm	ppm	ppm
Avg	2.001	39.28	2.013	2.028	2.020	1.983	1.982	1.972	5.035
Stddev	.004	.07	.003	.004	.006	.014	.006	.010	.010
%RSD	.2034	.1867	.1488	.2035	.3041	.7203	.3035	.4938	.1983
#1	2.000	39.36	2.014	2.023	2.015	1.999	1.985	1.979	5.037
#2	1.998	39.23	2.009	2.031	2.017	1.976	1.975	1.961	5.024
#3	2.005	39.24	2.015	2.029	2.027	1.973	1.985	1.976	5.044
Check ?	Chk Pass	Chk Pass	Chk Pass	Chk Pass	Chk Pass	Chk Pass	Chk Pass	Chk Pass	Chk Pass
Value									
Range									

Zoom In Zoom Out

Sample Name: ccv Acquired: 8/23/2021 14:15:43 Type: QC
Method: SGS 070219(v346) Mode: CONC Corr. Factor: 1.000000
User: admin Custom ID1: Custom ID2: Custom ID3:
Comment:

Elem	Sn1899	Sr4077	Ti3349	Tl1908	V_2924	W_2079	Zn2062	Zr3391
Units	ppm	ppm	ppm	ppm	ppm	ppm	ppm	ppm
Avg	2.032	1.977	2.004	1.987	1.982	1.994	2.027	1.977
Stddev	.006	.004	.004	.001	.004	.005	.002	.003
%RSD	.2741	.2035	.1842	.0350	.1754	.2424	.0753	.1702
#1	2.035	1.977	2.008	1.987	1.986	1.990	2.025	1.980
#2	2.025	1.974	2.002	1.986	1.981	1.993	2.028	1.976
#3	2.034	1.982	2.002	1.987	1.979	1.999	2.027	1.974
Check ?	Chk Pass	Chk Pass	Chk Pass	Chk Pass	Chk Pass	Chk Pass	Chk Pass	Chk Pass
Value								
Range								

Int. Std.	In2306	Y_3600	Y_3710	Y_2243
Units	Cts/S	Cts/S	Cts/S	Cts/S
Avg	7435.2	85068.	6739.0	3169.4
Stddev	9.7	90.	46.8	4.4
%RSD	.13013	.10551	.69390	.13798
#1	7439.1	85086.	6685.2	3172.8
#2	7442.3	85148.	6761.8	3171.0
#3	7424.2	84971.	6769.9	3164.5

Zoom In Zoom Out

Sample Name: ccb Acquired: 8/23/2021 14:20:29 Type: QC
Method: SGS 070219(v346) Mode: CONC Corr. Factor: 1.000000
User: admin Custom ID1: Custom ID2: Custom ID3:
Comment:

Elem	Ag3280	Al3961	As1890	B_2089	Ba4554	Be3130	Bi2230	Ca3179	Cd2288
Units	ppm	ppm	ppm	ppm	ppm	ppm	ppm	ppm	ppm
Avg	-.0003	-.0032	.0002	.0009	.0000	-.0000	-.0016	-.0061	.0002
Stddev	.0001	.0031	.0006	.0003	.0001	.0000	.0005	.0042	.0001
%RSD	28.91	97.84	234.3	37.48	176.6	1275.	29.40	67.97	43.19
#1	-.0003	-.0050	.0005	.0013	.0001	.0000	-.0015	-.0024	.0001
#2	-.0002	.0004	-.0004	.0010	-.0000	-.0000	-.0011	-.0107	.0002
#3	-.0003	-.0049	.0006	.0006	.0001	-.0000	-.0020	-.0054	.0002
Check ?	Chk Pass	Chk Pass	Chk Pass	Chk Pass	Chk Pass	Chk Pass	Chk Pass	Chk Pass	Chk Pass
High Limit									
Low Limit									

Elem	Ce4040	Co2286	Cr2677	Cu3247	Fe2599	K_7664	Li6707	Mg2790	Mn2576
Units	ppm	ppm	ppm	ppm	ppm	ppm	ppm	ppm	ppm
Avg	.0017	.0002	.0003	-.0003	.0020	-.0618	.0008	-.0316	.0000
Stddev	.0002	.0002	.0002	.0003	.0053	.0103	.0006	.0287	.0000
%RSD	12.39	84.35	44.57	132.9	260.5	16.67	69.39	90.92	270.8
#1	.0019	.0001	.0004	-.0006	.0062	-.0735	.0002	-.0219	-.0000
#2	.0016	.0004	.0005	-.0001	.0039	-.0542	.0009	-.0090	.0000
#3	.0015	.0001	.0002	-.0000	-.0040	-.0576	.0013	-.0639	.0000
Check ?	Chk Pass	Chk Pass	Chk Pass	Chk Pass	Chk Pass	Chk Pass	Chk Pass	Chk Pass	Chk Pass
High Limit									
Low Limit									

Elem	Mo2020	Na5895	Ni2316	P_1774	Pb2203	S_1820	Sb2068	Se1960	Si2124
Units	ppm	ppm	ppm	ppm	ppm	ppm	ppm	ppm	ppm
Avg	.0003	-.1544	-.0002	-.0002	.0003	-.0016	.0002	.0004	.0011
Stddev	.0002	.0059	.0001	.0013	.0003	.0036	.0002	.0014	.0009
%RSD	50.23	3.849	40.41	566.1	87.36	217.6	106.1	335.5	81.02
#1	.0003	-.1503	-.0002	-.0012	.0002	-.0010	-.0000	-.0007	.0022
#2	.0005	-.1515	-.0001	-.0008	.0006	-.0055	.0002	.0019	.0005
#3	.0002	-.1612	-.0002	.0013	.0002	.0016	.0005	-.0001	.0007
Check ?	Chk Pass	Chk Pass	Chk Pass	Chk Pass	Chk Pass	Chk Pass	Chk Pass	Chk Pass	Chk Pass
High Limit									
Low Limit									

Zoom In Zoom Out

Sample Name: ccb Acquired: 8/23/2021 14:20:29 Type: QC
Method: SGS 070219(v346) Mode: CONC Corr. Factor: 1.000000
User: admin Custom ID1: Custom ID2: Custom ID3:
Comment:

Elem	Sn1899	Sr4077	Ti3349	Tl1908	V_2924	W_2079	Zn2062	Zr3391
Units	ppm	ppm	ppm	ppm	ppm	ppm	ppm	ppm
Avg	**-.0002**	**.0001**	**-.0002**	**-.0004**	**-.0002**	**.0021**	**.0002**	**.0003**
Stddev	.0001	.0001	.0003	.0006	.0001	.0005	.0001	.0001
%RSD	69.21	184.1	116.2	165.2	55.19	22.91	59.72	42.62
#1	-.0003	.0000	-.0005	.0002	-.0001	.0025	.0002	.0003
#2	-.0003	-.0000	.0001	-.0002	-.0002	.0021	.0001	.0001
#3	-.0000	.0002	-.0003	-.0010	-.0002	.0016	.0003	.0003
Check ?	Chk Pass	Chk Pass	Chk Pass	Chk Pass	Chk Pass	Chk Pass	Chk Pass	Chk Pass
High Limit								
Low Limit								

Int. Std.	In2306	Y_3600	Y_3710	Y_2243
Units	Cts/S	Cts/S	Cts/S	Cts/S
Avg	**8236.7**	**87446.**	**6734.5**	**3235.7**
Stddev	17.5	123.	19.3	9.3
%RSD	.21227	.14055	.28619	.28754
#1	8256.9	87329.	6748.2	3245.8
#2	8228.0	87574.	6742.8	3233.8
#3	8225.3	87434.	6712.4	3227.5

Zoom In Zoom Out

Sample Name: jd29999-3 Acquired: 8/23/2021 14:25:41 Type: Unk
Method: SGS 070219(v346) Mode: CONC Corr. Factor: 5.000000
User: admin Custom ID1: Custom ID2: Custom ID3:
Comment:

Elem	Ag3280	Al3961	As1890	B_2089	Ba4554	Be3130	Bi2230	Ca3179	Cd2288
Units	ppm	ppm	ppm	ppm	ppm	ppm	ppm	ppm	ppm
Avg	**.0067**	**215.0**	**.0329**	**.3406**	**1.688**	**.0168**	**-.0001**	**50.01**	**.0103**
Stddev	.0005	.6	.0037	.0035	.008	.0008	.0036	.21	.0003
%RSD	8.069	.2970	11.17	1.025	.4484	4.530	2708.	.4182	3.297
#1	.0060	215.4	.0363	.3368	1.695	.0163	.0039	50.08	.0101
#2	.0070	215.3	.0336	.3436	1.689	.0177	-.0016	50.18	.0100
#3	.0070	214.2	.0290	.3414	1.680	.0165	-.0027	49.78	.0106

Elem	Ce4040	Co2286	Cr2677	Cu3247	Fe2599	K_7664	Li6707	Mg2790	Mn2576
Units	ppm	ppm	ppm	ppm	ppm	ppm	ppm	ppm	ppm
Avg	**1.191**	**.1876**	**.3667**	**.1319**	**400.7**	**37.01**	**.6572**	**117.5**	**12.04**
Stddev	.008	.0007	.0030	.0011	1.0	.18	.0073	.8	.02
%RSD	.6719	.3718	.8053	.8525	.2592	.4831	1.104	.6934	.1405
#1	1.199	.1869	.3660	.1332	401.5	37.03	.6647	117.5	12.04
#2	1.190	.1876	.3700	.1314	401.1	37.18	.6503	118.3	12.05
#3	1.183	.1883	.3642	.1311	399.5	36.83	.6566	116.7	12.02

Elem	Mo2020	Na5895	Ni2316	P_1774	Pb2203	S_1820	Sb2068	Se1960	Si2124
Units	ppm	ppm	ppm	ppm	ppm	ppm	ppm	ppm	ppm
Avg	**.0075**	**1.246**	**.4355**	**4.849**	**.2644**	**1.107**	**-.0035**	**.0097**	**2.400**
Stddev	.0013	.062	.0030	.024	.0021	.013	.0064	.0137	.018
%RSD	17.44	4.981	.6857	.4868	.7912	1.200	185.7	141.8	.7541
#1	.0086	1.187	.4338	4.830	.2621	1.118	-.0094	-.0054	2.386
#2	.0060	1.311	.4389	4.875	.2651	1.092	-.0043	.0129	2.421
#3	.0080	1.242	.4337	4.841	.2661	1.111	.0034	.0215	2.393

Elem	Sn1899	Sr4077	Ti3349	Tl1908	V_2924	W_2079	Zn2062	Zr3391
Units	ppm	ppm	ppm	ppm	ppm	ppm	ppm	ppm
Avg	**.0353**	**.1758**	**3.677**	**.0059**	**.4605**	**.0206**	**1.152**	**.1384**
Stddev	.0034	.0002	.005	.0048	.0017	.0050	.003	.0009
%RSD	9.655	.0918	.1246	81.40	.3644	24.10	.2687	.6213
#1	.0392	.1759	3.678	.0017	.4587	.0170	1.150	.1392
#2	.0338	.1757	3.671	.0111	.4620	.0186	1.155	.1375
#3	.0329	.1756	3.680	.0049	.4607	.0263	1.149	.1386

Zoom In Zoom Out

Sample Name: jd29999-3 Acquired: 8/23/2021 14:25:41 Type: Unk
Method: SGS 070219(v346) Mode: CONC Corr. Factor: 5.000000
User: admin Custom ID1: Custom ID2: Custom ID3:
Comment:

Int. Std.	In2306	Y_3600	Y_3710	Y_2243
Units	Cts/S	Cts/S	Cts/S	Cts/S
Avg	**7828.1**	**88144.**	**6868.0**	**3260.0**
Stddev	3.6	55.	22.1	1.0
%RSD	.04615	.06207	.32247	.03028
#1	7829.8	88090.	6886.7	3259.8
#2	7824.0	88144.	6843.6	3259.2
#3	7830.5	88200.	6873.8	3261.1

Zoom In Zoom Out

Sample Name: mp28145-sd1 Acquired: 8/23/2021 14:30:40 Type: Unk
Method: SGS 070219(v346) Mode: CONC Corr. Factor: 25.000000
User: admin Custom ID1: Custom ID2: Custom ID3:
Comment:

Elem	Ag3280	Al3961	As1890	B_2089	Ba4554	Be3130	Bi2230	Ca3179	Cd2288
Units	ppm	ppm	ppm	ppm	ppm	ppm	ppm	ppm	ppm
Avg	**.0106**	**217.6**	**.0291**	**.3306**	**1.709**	**.0159**	**-.0104**	**50.76**	**.0087**
Stddev	.0028	.3	.0082	.0146	.012	.0012	.0240	.16	.0006
%RSD	26.19	.1359	28.17	4.426	.6769	7.466	230.2	.3170	6.882
#1	.0135	217.8	.0306	.3166	1.721	.0170	-.0307	50.92	.0083
#2	.0081	217.8	.0202	.3295	1.706	.0161	.0161	50.75	.0094
#3	.0100	217.2	.0363	.3458	1.699	.0146	-.0166	50.60	.0084

Elem	Ce4040	Co2286	Cr2677	Cu3247	Fe2599	K_7664	Li6707	Mg2790	Mn2576
Units	ppm	ppm	ppm	ppm	ppm	ppm	ppm	ppm	ppm
Avg	**1.182**	**.1883**	**.3796**	**.1326**	**413.6**	**35.95**	**.6486**	**119.0**	**12.32**
Stddev	.057	.0012	.0072	.0065	.8	.21	.0241	.7	.02
%RSD	4.814	.6494	1.884	4.922	.1911	.5879	3.722	.5979	.1981
#1	1.157	.1873	.3869	.1400	413.8	35.75	.6760	118.8	12.31
#2	1.247	.1896	.3791	.1298	412.8	35.93	.6304	118.5	12.35
#3	1.142	.1879	.3726	.1279	414.3	36.17	.6395	119.8	12.31

Elem	Mo2020	Na5895	Ni2316	P_1774	Pb2203	S_1820	Sb2068	Se1960	Si2124
Units	ppm	ppm	ppm	ppm	ppm	ppm	ppm	ppm	ppm
Avg	**.0050**	**-2.197**	**.4307**	**4.878**	**.2568**	**1.125**	**-.0014**	**.0062**	**2.121**
Stddev	.0026	.102	.0027	.021	.0163	.082	.0167	.0214	.019
%RSD	52.45	4.627	.6265	.4393	6.357	7.277	1157.	344.9	.8868
#1	.0039	-2.313	.4334	4.878	.2416	1.166	.0054	.0038	2.141
#2	.0031	-2.149	.4280	4.857	.2547	1.178	.0108	-.0139	2.118
#3	.0081	-2.128	.4308	4.900	.2740	1.030	-.0205	.0288	2.104

Elem	Sn1899	Sr4077	Ti3349	Tl1908	V_2924	W_2079	Zn2062	Zr3391
Units	ppm	ppm	ppm	ppm	ppm	ppm	ppm	ppm
Avg	**.0235**	**.1779**	**3.738**	**.0134**	**.4600**	**.0397**	**1.195**	**.1436**
Stddev	.0057	.0011	.019	.0083	.0049	.0058	.002	.0016
%RSD	24.33	.6204	.4998	61.87	1.070	14.73	.1581	1.133
#1	.0294	.1783	3.747	.0081	.4626	.0456	1.193	.1437
#2	.0179	.1766	3.750	.0230	.4631	.0396	1.197	.1419
#3	.0234	.1787	3.716	.0091	.4543	.0339	1.195	.1452

Zoom In Zoom Out

Sample Name: mp28145-sd1 Acquired: 8/23/2021 14:30:40 Type: Unk
Method: SGS 070219(v346) Mode: CONC Corr. Factor: 25.000000
User: admin Custom ID1: Custom ID2: Custom ID3:
Comment:

Int. Std.	In2306	Y_3600	Y_3710	Y_2243
Units	Cts/S	Cts/S	Cts/S	Cts/S
Avg	**8109.4**	**88434.**	**6812.1**	**3270.6**
Stddev	9.1	147.	6.4	.7
%RSD	.11205	.16669	.09372	.02086
#1	8116.9	88599.	6806.7	3271.1
#2	8112.0	88316.	6810.4	3270.9
#3	8099.3	88386.	6819.1	3269.8

Zoom In Zoom Out

Sample Name: mp28145-ps1 Acquired: 8/23/2021 14:35:47 Type: Unk
Method: SGS 070219(v346) Mode: CONC Corr. Factor: 1.000000
User: admin Custom ID1: Custom ID2: Custom ID3:
Comment:

Elem	Ag3280	Al3961	As1890	B_2089	Ba4554	Be3130	Bi2230	Ca3179	Cd2288
Units	ppm	ppm	ppm	ppm	ppm	ppm	ppm	ppm	ppm
Avg	**.2526**	**218.2**	**1.899**	**2.190**	**3.393**	**1.962**	**.0079**	**66.73**	**2.013**
Stddev	.0002	1.0	.004	.003	.012	.009	.0006	.34	.000
%RSD	.0777	.4515	.1839	.1279	.3478	.4511	7.478	.5067	.0147
#1	.2524	219.3	1.896	2.188	3.406	1.972	.0086	67.12	2.013
#2	.2528	217.6	1.903	2.189	3.387	1.958	.0075	66.57	2.013
#3	.2526	217.5	1.899	2.194	3.385	1.956	.0076	66.50	2.013

Elem	Ce4040	Co2286	Cr2677	Cu3247	Fe2599	K_7664	Li6707	Mg2790	Mn2576
Units	ppm	ppm	ppm	ppm	ppm	ppm	ppm	ppm	ppm
Avg	**1.085**	**2.105**	**2.225**	**2.061**	F **347.8**	**58.27**	**.5788**	**126.2**	F **11.30**
Stddev	.005	.006	.010	.005	1.2	.28	.0028	.4	.03
%RSD	.4668	.2712	.4456	.2367	.3556	.4858	.4799	.3222	.2816
#1	1.085	2.098	2.222	2.055	349.2	58.60	.5820	126.6	11.29
#2	1.080	2.109	2.217	2.064	347.4	58.13	.5770	126.0	11.28
#3	1.090	2.107	2.236	2.063	346.8	58.09	.5774	125.8	11.34

Elem	Mo2020	Na5895	Ni2316	P_1774	Pb2203	S_1820	Sb2068	Se1960	Si2124
Units	ppm	ppm	ppm	ppm	ppm	ppm	ppm	ppm	ppm
Avg	**1.867**	**27.00**	**2.335**	**6.077**	**2.163**	**.9059**	**1.892**	**1.910**	**2.152**
Stddev	.002	.16	.006	.005	.011	.0069	.008	.002	.010
%RSD	.0827	.5847	.2521	.0912	.5140	.7632	.4004	.1212	.4637
#1	1.866	27.18	2.328	6.073	2.151	.9067	1.886	1.909	2.158
#2	1.865	26.92	2.339	6.083	2.170	.8986	1.889	1.909	2.140
#3	1.868	26.90	2.337	6.074	2.169	.9124	1.900	1.913	2.156

Elem	Sn1899	Sr4077	Ti3349	Tl1908	V_2924	W_2079	Zn2062	Zr3391
Units	ppm	ppm	ppm	ppm	ppm	ppm	ppm	ppm
Avg	**1.886**	**2.086**	**5.042**	**1.916**	**2.294**	**1.773**	**2.841**	**1.996**
Stddev	.008	.009	.010	.013	.004	.006	.007	.004
%RSD	.4145	.4227	.1944	.6719	.1909	.3650	.2638	.2065
#1	1.877	2.096	5.033	1.901	2.291	1.766	2.832	1.994
#2	1.889	2.079	5.039	1.926	2.292	1.776	2.847	1.993
#3	1.893	2.083	5.052	1.919	2.299	1.777	2.843	2.001

Zoom In Zoom Out

Sample Name: mp28145-ps1 Acquired: 8/23/2021 14:35:47 Type: Unk
Method: SGS 070219(v346) Mode: CONC Corr. Factor: 1.000000
User: admin Custom ID1: Custom ID2: Custom ID3:
Comment:

Int. Std.	In2306	Y_3600	Y_3710	Y_2243
Units	Cts/S	Cts/S	Cts/S	Cts/S
Avg	**7292.1**	**87255.**	**7175.9**	**3223.2**
Stddev	4.6	142.	24.9	2.7
%RSD	.06369	.16315	.34631	.08269
#1	7297.4	87313.	7161.4	3220.5
#2	7290.1	87359.	7204.6	3225.9
#3	7288.7	87093.	7161.7	3223.2

Zoom In Zoom Out

Sample Name: mp28145-ps1 Acquired: 8/23/2021 14:40:39 Type: Unk
Method: SGS 070219(v346) Mode: CONC Corr. Factor: 5.000000
User: admin Custom ID1: Custom ID2: Custom ID3:
Comment:

Elem	Ag3280	Al3961	As1890	B_2089	Ba4554	Be3130	Bi2230	Ca3179	Cd2288
Units	ppm	ppm	ppm	ppm	ppm	ppm	ppm	ppm	ppm
Avg	**.2752**	**319.5**	**2.092**	**2.495**	**3.768**	**2.213**	**.0065**	**77.81**	**2.249**
Stddev	.0026	2.3	.003	.009	.007	.006	.0047	.17	.009
%RSD	.9433	.7333	.1437	.3500	.1845	.2926	72.44	.2201	.3797
#1	.2737	322.0	2.089	2.491	3.776	2.214	.0051	77.72	2.241
#2	.2782	319.1	2.094	2.488	3.765	2.219	.0027	78.00	2.249
#3	.2736	317.4	2.094	2.505	3.764	2.206	.0118	77.69	2.258

Elem	Ce4040	Co2286	Cr2677	Cu3247	Fe2599	K_7664	Li6707	Mg2790	Mn2576
Units	ppm	ppm	ppm	ppm	ppm	ppm	ppm	ppm	ppm
Avg	**1.290**	**2.331**	**2.558**	**2.167**	**411.7**	**63.37**	**.6326**	**141.2**	**13.73**
Stddev	.001	.006	.003	.000	.8	.18	.0004	.8	.04
%RSD	.0861	.2794	.1192	.0075	.2058	.2894	.0573	.5380	.2653
#1	1.291	2.324	2.559	2.167	411.2	63.52	.6330	140.9	13.77
#2	1.289	2.331	2.561	2.167	412.7	63.17	.6323	142.1	13.70
#3	1.290	2.337	2.555	2.167	411.2	63.41	.6326	140.7	13.71

Elem	Mo2020	Na5895	Ni2316	P_1774	Pb2203	S_1820	Sb2068	Se1960	Si2124
Units	ppm	ppm	ppm	ppm	ppm	ppm	ppm	ppm	ppm
Avg	**2.136**	**29.46**	**2.623**	**6.854**	**2.459**	**1.114**	**2.079**	**2.131**	**2.892**
Stddev	.007	.05	.008	.032	.007	.027	.008	.016	.014
%RSD	.3202	.1777	.3128	.4622	.3019	2.440	.3828	.7455	.4694
#1	2.129	29.52	2.613	6.851	2.451	1.089	2.079	2.114	2.887
#2	2.136	29.43	2.626	6.887	2.464	1.111	2.071	2.145	2.907
#3	2.143	29.42	2.629	6.823	2.463	1.143	2.087	2.135	2.881

Elem	Sn1899	Sr4077	Ti3349	Tl1908	V_2924	W_2079	Zn2062	Zr3391
Units	ppm	ppm	ppm	ppm	ppm	ppm	ppm	ppm
Avg	**2.205**	**2.279**	**5.624**	**2.210**	**2.600**	**2.064**	**3.386**	**2.193**
Stddev	.009	.006	.007	.015	.008	.009	.005	.003
%RSD	.4227	.2805	.1243	.6890	.3048	.4621	.1527	.1343
#1	2.195	2.284	5.632	2.194	2.610	2.057	3.383	2.196
#2	2.213	2.282	5.619	2.210	2.596	2.060	3.392	2.191
#3	2.207	2.272	5.621	2.225	2.596	2.075	3.384	2.192

Zoom In Zoom Out

Sample Name: mp28145-ps1 Acquired: 8/23/2021 14:40:39 Type: Unk
Method: SGS 070219(v346) Mode: CONC Corr. Factor: 5.000000
User: admin Custom ID1: Custom ID2: Custom ID3:
Comment:

Int. Std.	In2306	Y_3600	Y_3710	Y_2243
Units	Cts/S	Cts/S	Cts/S	Cts/S
Avg	**7700.9**	**86919.**	**6861.6**	**3241.5**
Stddev	1.2	154.	18.4	2.9
%RSD	.01572	.17723	.26855	.08938
#1	7700.3	86747.	6882.9	3243.2
#2	7700.0	87044.	6850.9	3243.2
#3	7702.3	86965.	6851.1	3238.2

Zoom In Zoom Out

Sample Name: jd29985-21 Acquired: 8/23/2021 14:45:31 Type: Unk
Method: SGS 070219(v346) Mode: CONC Corr. Factor: 5.000000
User: admin Custom ID1: Custom ID2: Custom ID3:
Comment:

Elem	Ag3280	Al3961	As1890	B_2089	Ba4554	Be3130	Bi2230	Ca3179	Cd2288
Units	ppm	ppm	ppm	ppm	ppm	ppm	ppm	ppm	ppm
Avg	**.0007**	**69.85**	**.0420**	**.0040**	**.0271**	**.0041**	**.0060**	**1.384**	**.0080**
Stddev	.0010	.42	.0094	.0023	.0007	.0004	.0055	.012	.0019
%RSD	148.7	.5949	22.36	55.89	2.750	8.788	91.83	.8566	23.99
#1	.0007	69.38	.0401	.0014	.0263	.0037	.0011	1.386	.0087
#2	-.0003	69.97	.0337	.0055	.0271	.0042	.0049	1.395	.0095
#3	.0017	70.19	.0522	.0051	.0278	.0044	.0120	1.372	.0059

Elem	Ce4040	Co2286	Cr2677	Cu3247	Fe2599	K_7664	Li6707	Mg2790	Mn2576
Units	ppm	ppm	ppm	ppm	ppm	ppm	ppm	ppm	ppm
Avg	**.3191**	**.0021**	**.1934**	**.0893**	**644.8**	**.6360**	**.0160**	**1.039**	**.1045**
Stddev	.0032	.0003	.0031	.0052	3.7	.1452	.0070	.105	.0006
%RSD	1.002	12.27	1.623	5.779	.5700	22.84	44.00	10.13	.6087
#1	.3191	.0023	.1930	.0834	641.1	.5077	.0138	.9372	.1052
#2	.3223	.0021	.1967	.0924	645.0	.7937	.0103	1.147	.1042
#3	.3159	.0018	.1905	.0922	648.4	.6066	.0239	1.032	.1040

Elem	Mo2020	Na5895	Ni2316	P_1774	Pb2203	S_1820	Sb2068	Se1960	Si2124
Units	ppm	ppm	ppm	ppm	ppm	ppm	ppm	ppm	ppm
Avg	**.0149**	**-.8307**	**.0122**	**3.488**	**.0308**	**.4551**	**-.0054**	**-.0008**	**2.145**
Stddev	.0022	.0290	.0011	.026	.0042	.0095	.0016	.0039	.003
%RSD	14.70	3.496	8.982	.7462	13.74	2.085	29.45	512.8	.1228
#1	.0174	-.8164	.0112	3.489	.0332	.4596	-.0041	.0017	2.147
#2	.0134	-.8116	.0134	3.461	.0259	.4615	-.0072	.0013	2.146
#3	.0140	-.8642	.0121	3.513	.0333	.4442	-.0050	-.0052	2.142

Elem	Sn1899	Sr4077	Ti3349	Tl1908	V_2924	W_2079	Zn2062	Zr3391
Units	ppm	ppm	ppm	ppm	ppm	ppm	ppm	ppm
Avg	**.0211**	**.0083**	**.8940**	**.0079**	**.2428**	**.0776**	**.1340**	**.1343**
Stddev	.0019	.0002	.0034	.0057	.0012	.0035	.0007	.0004
%RSD	9.161	1.831	.3850	72.54	.4800	4.473	.4876	.2939
#1	.0216	.0082	.8931	.0054	.2437	.0779	.1347	.1339
#2	.0190	.0083	.8978	.0038	.2415	.0809	.1340	.1344
#3	.0228	.0085	.8910	.0144	.2433	.0739	.1334	.1347

Zoom In Zoom Out

Sample Name: jd29985-21 Acquired: 8/23/2021 14:45:31 Type: Unk
Method: SGS 070219(v346) Mode: CONC Corr. Factor: 5.000000
User: admin Custom ID1: Custom ID2: Custom ID3:
Comment:

Int. Std.	In2306	Y_3600	Y_3710	Y_2243
Units	Cts/S	Cts/S	Cts/S	Cts/S
Avg	**8109.9**	**87439.**	**6790.4**	**3255.2**
Stddev	9.4	177.	13.8	4.4
%RSD	.11588	.20250	.20291	.13378
#1	8102.3	87387.	6784.3	3251.9
#2	8120.4	87293.	6780.7	3260.1
#3	8106.9	87636.	6806.2	3253.5

Zoom In Zoom Out

Sample Name: jd29985-23 Acquired: 8/23/2021 14:50:35 Type: Unk
Method: SGS 070219(v346) Mode: CONC Corr. Factor: 2.000000
User: admin Custom ID1: Custom ID2: Custom ID3:
Comment:

Elem	Ag3280	Al3961	As1890	B_2089	Ba4554	Be3130	Bi2230	Ca3179	Cd2288
Units	ppm	ppm	ppm	ppm	ppm	ppm	ppm	ppm	ppm
Avg	**.0014**	**42.64**	**.0173**	**.0025**	**.0484**	**.0021**	**.0028**	**1.455**	**.0061**
Stddev	.0016	.10	.0010	.0019	.0004	.0002	.0002	.014	.0004
%RSD	114.4	.2233	5.613	75.11	.7504	11.98	8.474	.9788	5.889
#1	.0030	42.57	.0175	.0046	.0484	.0018	.0031	1.460	.0063
#2	-.0001	42.61	.0181	.0017	.0487	.0022	.0026	1.439	.0057
#3	.0011	42.75	.0162	.0011	.0480	.0022	.0027	1.467	.0063

Elem	Ce4040	Co2286	Cr2677	Cu3247	Fe2599	K_7664	Li6707	Mg2790	Mn2576
Units	ppm	ppm	ppm	ppm	ppm	ppm	ppm	ppm	ppm
Avg	**.1554**	**.0023**	**.1100**	**.0538**	**231.5**	**.4894**	**.0066**	**.9972**	**.0925**
Stddev	.0022	.0004	.0003	.0007	.4	.0484	.0010	.0371	.0003
%RSD	1.394	17.61	.3036	1.303	.1836	9.885	14.87	3.722	.3167
#1	.1575	.0018	.1103	.0545	231.7	.4557	.0060	.9722	.0928
#2	.1532	.0026	.1100	.0532	231.0	.5449	.0061	.9795	.0926
#3	.1556	.0025	.1096	.0536	231.8	.4677	.0077	1.040	.0922

Elem	Mo2020	Na5895	Ni2316	P_1774	Pb2203	S_1820	Sb2068	Se1960	Si2124
Units	ppm	ppm	ppm	ppm	ppm	ppm	ppm	ppm	ppm
Avg	**.0054**	**-.2818**	**.0096**	**1.827**	**.1015**	**.3168**	**.0007**	**-.0006**	**1.519**
Stddev	.0005	.0139	.0006	.006	.0015	.0028	.0018	.0019	.004
%RSD	9.458	4.928	5.804	.3121	1.509	.8736	281.9	304.6	.2971
#1	.0059	-.2769	.0097	1.824	.0998	.3200	-.0006	.0011	1.518
#2	.0053	-.2974	.0090	1.824	.1018	.3151	.0028	-.0026	1.515
#3	.0049	-.2709	.0101	1.834	.1029	.3153	-.0003	-.0003	1.524

Elem	Sn1899	Sr4077	Ti3349	Tl1908	V_2924	W_2079	Zn2062	Zr3391
Units	ppm	ppm	ppm	ppm	ppm	ppm	ppm	ppm
Avg	**.0193**	**.0082**	**.6719**	**.0044**	**.1791**	**.0162**	**.1101**	**.0801**
Stddev	.0003	.0002	.0020	.0017	.0001	.0008	.0007	.0005
%RSD	1.773	2.546	.3026	39.54	.0577	4.717	.6248	.6164
#1	.0191	.0081	.6698	.0025	.1792	.0170	.1106	.0806
#2	.0197	.0084	.6739	.0049	.1790	.0160	.1094	.0801
#3	.0191	.0080	.6720	.0059	.1791	.0155	.1105	.0796

Zoom In Zoom Out

Sample Name: jd29985-23 Acquired: 8/23/2021 14:50:35 Type: Unk
Method: SGS 070219(v346) Mode: CONC Corr. Factor: 2.000000
User: admin Custom ID1: Custom ID2: Custom ID3:
Comment:

Int. Std.	In2306	Y_3600	Y_3710	Y_2243
Units	Cts/S	Cts/S	Cts/S	Cts/S
Avg	**8096.3**	**87694.**	**6870.3**	**3275.1**
Stddev	6.0	262.	14.3	4.5
%RSD	.07437	.29867	.20881	.13653
#1	8089.3	87399.	6855.9	3272.5
#2	8099.5	87783.	6884.5	3280.3
#3	8100.0	87900.	6870.5	3272.5

Zoom In Zoom Out

Sample Name: jd29999-1 Acquired: 8/23/2021 14:55:39 Type: Unk
Method: SGS 070219(v346) Mode: CONC Corr. Factor: 2.000000
User: admin Custom ID1: Custom ID2: Custom ID3:
Comment:

Elem	Ag3280	Al3961	As1890	B_2089	Ba4554	Be3130	Bi2230	Ca3179	Cd2288
Units	ppm	ppm	ppm	ppm	ppm	ppm	ppm	ppm	ppm
Avg	**.0055**	**178.3**	**.0500**	**.1521**	**1.251**	**.0121**	**.0011**	**71.32**	**.0069**
Stddev	.0008	.4	.0000	.0006	.005	.0002	.0022	.15	.0002
%RSD	15.14	.2300	.0676	.3774	.3752	1.435	208.1	.2072	3.396
#1	.0053	178.2	.0500	.1515	1.249	.0121	.0033	71.41	.0068
#2	.0047	177.9	.0500	.1522	1.248	.0123	.0010	71.15	.0068
#3	.0063	178.7	.0500	.1526	1.257	.0120	-.0011	71.39	.0072

Elem	Ce4040	Co2286	Cr2677	Cu3247	Fe2599	K_7664	Li6707	Mg2790	Mn2576
Units	ppm	ppm	ppm	ppm	ppm	ppm	ppm	ppm	ppm
Avg	**1.039**	**.1343**	**.3057**	**.4767**	**315.8**	**21.91**	**.3811**	**69.90**	**7.452**
Stddev	.008	.0006	.0009	.0016	1.0	.02	.0011	.26	.013
%RSD	.8073	.4683	.2910	.3400	.3252	.0936	.2766	.3790	.1735
#1	1.033	.1335	.3054	.4767	316.4	21.89	.3804	70.04	7.439
#2	1.048	.1346	.3051	.4783	314.6	21.93	.3824	70.07	7.451
#3	1.035	.1346	.3068	.4751	316.4	21.92	.3806	69.60	7.465

Elem	Mo2020	Na5895	Ni2316	P_1774	Pb2203	S_1820	Sb2068	Se1960	Si2124
Units	ppm	ppm	ppm	ppm	ppm	ppm	ppm	ppm	ppm
Avg	**.0095**	**.9308**	**.2957**	**3.903**	**.2538**	**.9378**	**-.0006**	**.0032**	**2.568**
Stddev	.0003	.0130	.0011	.010	.0025	.0060	.0017	.0042	.006
%RSD	3.262	1.398	.3845	.2528	.9968	.6409	270.5	131.4	.2347
#1	.0097	.9330	.2963	3.894	.2537	.9368	.0007	.0050	2.574
#2	.0091	.9168	.2944	3.901	.2563	.9324	-.0025	-.0016	2.566
#3	.0096	.9426	.2964	3.913	.2513	.9443	-.0001	.0061	2.563

Elem	Sn1899	Sr4077	Ti3349	Tl1908	V_2924	W_2079	Zn2062	Zr3391
Units	ppm	ppm	ppm	ppm	ppm	ppm	ppm	ppm
Avg	**.0290**	**.3312**	**3.549**	**.0050**	**.3817**	**.0236**	**.8874**	**.0831**
Stddev	.0004	.0013	.005	.0015	.0007	.0014	.0012	.0002
%RSD	1.405	.3955	.1313	29.40	.1775	6.065	.1397	.2175
#1	.0295	.3304	3.543	.0035	.3821	.0220	.8875	.0831
#2	.0290	.3305	3.551	.0050	.3820	.0240	.8861	.0829
#3	.0287	.3327	3.552	.0064	.3809	.0248	.8886	.0833

Zoom In Zoom Out

Sample Name: jd29999-1 Acquired: 8/23/2021 14:55:39 Type: Unk
Method: SGS 070219(v346) Mode: CONC Corr. Factor: 2.000000
User: admin Custom ID1: Custom ID2: Custom ID3:
Comment:

Int. Std.	In2306	Y_3600	Y_3710	Y_2243
Units	Cts/S	Cts/S	Cts/S	Cts/S
Avg	**7652.3**	**87726.**	**7009.5**	**3266.1**
Stddev	7.4	71.	32.0	3.6
%RSD	.09729	.08053	.45584	.11158
#1	7645.7	87755.	6981.3	3266.7
#2	7660.4	87645.	7044.2	3269.4
#3	7650.8	87777.	7003.0	3262.2

Zoom In Zoom Out

Sample Name: jd29999-4 Acquired: 8/23/2021 15:00:45 Type: Unk
Method: SGS 070219(v346) Mode: CONC Corr. Factor: 2.000000
User: admin Custom ID1: Custom ID2: Custom ID3:
Comment:

Elem	Ag3280	Al3961	As1890	B_2089	Ba4554	Be3130	Bi2230	Ca3179	Cd2288
Units	ppm	ppm	ppm	ppm	ppm	ppm	ppm	ppm	ppm
Avg	**.0060**	**134.4**	**.0360**	**.2328**	**.7929**	**.0115**	**.0012**	**67.94**	**.0081**
Stddev	.0007	.2	.0022	.0021	.0010	.0004	.0003	.14	.0003
%RSD	11.47	.1554	6.123	.8819	.1312	3.385	24.31	.2068	3.431
#1	.0053	134.5	.0344	.2349	.7918	.0111	.0016	68.04	.0084
#2	.0066	134.5	.0385	.2308	.7939	.0117	.0011	68.00	.0078
#3	.0063	134.1	.0351	.2327	.7930	.0117	.0010	67.78	.0081

Elem	Ce4040	Co2286	Cr2677	Cu3247	Fe2599	K_7664	Li6707	Mg2790	Mn2576
Units	ppm	ppm	ppm	ppm	ppm	ppm	ppm	ppm	ppm
Avg	**1.534**	**.1240**	**.2032**	**.1275**	**289.5**	**15.28**	**.3596**	**69.59**	F **20.47**
Stddev	.004	.0006	.0018	.0013	.9	.01	.0023	.38	.06
%RSD	.2704	.4780	.8643	.9911	.3165	.0966	.6316	.5522	.2902
#1	1.539	.1233	.2041	.1289	289.7	15.28	.3600	69.36	20.54
#2	1.533	.1242	.2044	.1273	290.2	15.27	.3616	70.04	20.46
#3	1.531	.1244	.2012	.1264	288.5	15.29	.3571	69.38	20.42

Elem	Mo2020	Na5895	Ni2316	P_1774	Pb2203	S_1820	Sb2068	Se1960	Si2124
Units	ppm	ppm	ppm	ppm	ppm	ppm	ppm	ppm	ppm
Avg	**.0064**	**2.346**	**.2496**	**5.463**	**.1672**	**1.138**	**-.0000**	**.0051**	**2.157**
Stddev	.0004	.017	.0010	.009	.0014	.006	.0009	.0028	.002
%RSD	5.653	.7201	.3987	.1642	.8225	.5116	2883.	55.82	.1028
#1	.0062	2.351	.2500	5.455	.1656	1.135	.0009	.0021	2.155
#2	.0062	2.360	.2504	5.461	.1682	1.135	-.0000	.0053	2.156
#3	.0069	2.327	.2485	5.473	.1678	1.145	-.0009	.0078	2.159

Elem	Sn1899	Sr4077	Ti3349	Tl1908	V_2924	W_2079	Zn2062	Zr3391
Units	ppm	ppm	ppm	ppm	ppm	ppm	ppm	ppm
Avg	**.0209**	**.1826**	**3.326**	**.0081**	**.3329**	**.0181**	**.5799**	**.0931**
Stddev	.0007	.0011	.016	.0018	.0024	.0013	.0010	.0006
%RSD	3.453	.5853	.4652	21.49	.7291	7.372	.1734	.6036
#1	.0205	.1827	3.337	.0101	.3354	.0193	.5803	.0934
#2	.0217	.1836	3.331	.0077	.3328	.0184	.5788	.0935
#3	.0205	.1815	3.308	.0067	.3305	.0166	.5807	.0925

Zoom In Zoom Out

Sample Name: jd29999-4 Acquired: 8/23/2021 15:00:45 Type: Unk
Method: SGS 070219(v346) Mode: CONC Corr. Factor: 2.000000
User: admin Custom ID1: Custom ID2: Custom ID3:
Comment:

Int. Std.	In2306	Y_3600	Y_3710	Y_2243
Units	Cts/S	Cts/S	Cts/S	Cts/S
Avg	7651.1	86681.	6896.2	3209.4
Stddev	6.6	30.	40.1	2.1
%RSD	.08633	.03423	.58077	.06460
#1	7644.6	86702.	6903.6	3207.1
#2	7650.8	86647.	6853.0	3210.0
#3	7657.8	86693.	6932.0	3211.1

Zoom In Zoom Out

Sample Name: jd29999-5 Acquired: 8/23/2021 15:05:53 Type: Unk
Method: SGS 070219(v346) Mode: CONC Corr. Factor: 1.000000
User: admin Custom ID1: Custom ID2: Custom ID3:
Comment:

Elem	Ag3280	Al3961	As1890	B_2089	Ba4554	Be3130	Bi2230	Ca3179	Cd2288
Units	ppm	ppm	ppm	ppm	ppm	ppm	ppm	ppm	ppm
Avg	.0037	120.6	.0167	.3271	.9799	.0089	.0014	17.33	.0046
Stddev	.0004	.3	.0007	.0011	.0025	.0001	.0002	.02	.0001
%RSD	10.25	.2147	4.283	.3488	.2576	.9380	15.04	.0977	2.908
#1	.0040	120.6	.0169	.3276	.9814	.0088	.0016	17.33	.0044
#2	.0033	120.3	.0173	.3258	.9770	.0090	.0012	17.31	.0046
#3	.0039	120.8	.0159	.3279	.9813	.0088	.0015	17.35	.0047

Elem	Ce4040	Co2286	Cr2677	Cu3247	Fe2599	K_7664	Li6707	Mg2790	Mn2576
Units	ppm	ppm	ppm	ppm	ppm	ppm	ppm	ppm	ppm
Avg	.6219	.1037	.2226	.1133	F 256.5	16.29	.3526	63.24	5.657
Stddev	.0023	.0005	.0003	.0003	.7	.03	.0012	.23	.020
%RSD	.3728	.4966	.1555	.2500	.2586	.1939	.3286	.3598	.3543
#1	.6245	.1042	.2230	.1136	256.5	16.29	.3539	63.27	5.676
#2	.6203	.1032	.2223	.1131	255.8	16.26	.3517	63.00	5.658
#3	.6208	.1037	.2225	.1131	257.1	16.32	.3523	63.45	5.636

Elem	Mo2020	Na5895	Ni2316	P_1774	Pb2203	S_1820	Sb2068	Se1960	Si2124
Units	ppm	ppm	ppm	ppm	ppm	ppm	ppm	ppm	ppm
Avg	.0054	2.036	.2341	2.200	.1295	.1927	-.0014	-.0019	1.820
Stddev	.0001	.012	.0009	.006	.0015	.0030	.0001	.0021	.011
%RSD	2.580	.5966	.3766	.2686	1.183	1.567	8.605	112.0	.6166
#1	.0052	2.039	.2348	2.206	.1305	.1958	-.0015	.0004	1.832
#2	.0055	2.023	.2343	2.194	.1278	.1923	-.0015	-.0038	1.811
#3	.0054	2.046	.2331	2.201	.1304	.1898	-.0013	-.0023	1.815

Elem	Sn1899	Sr4077	Ti3349	Tl1908	V_2924	W_2079	Zn2062	Zr3391
Units	ppm	ppm	ppm	ppm	ppm	ppm	ppm	ppm
Avg	.0261	.1063	2.996	.0037	.2541	.0123	.5183	.0944
Stddev	.0004	.0006	.003	.0022	.0007	.0013	.0009	.0003
%RSD	1.585	.5498	.0928	61.07	.2592	10.41	.1653	.2727
#1	.0258	.1064	3.000	.0017	.2548	.0112	.5193	.0946
#2	.0266	.1057	2.995	.0032	.2536	.0120	.5180	.0941
#3	.0259	.1068	2.995	.0061	.2538	.0137	.5177	.0943

Zoom In Zoom Out

Sample Name: jd29999-5 Acquired: 8/23/2021 15:05:53 Type: Unk
Method: SGS 070219(v346) Mode: CONC Corr. Factor: 1.000000
User: admin Custom ID1: Custom ID2: Custom ID3:
Comment:

Int. Std.	In2306	Y_3600	Y_3710	Y_2243
Units	Cts/S	Cts/S	Cts/S	Cts/S
Avg	7630.7	88520.	7066.9	3274.9
Stddev	14.9	121.	36.2	9.0
%RSD	.19525	.13717	.51215	.27342
#1	7614.4	88385.	7083.4	3265.5
#2	7643.6	88619.	7091.8	3283.3
#3	7634.2	88557.	7025.3	3276.1

Zoom In Zoom Out

Sample Name: ccv Acquired: 8/23/2021 15:11:01 Type: QC
Method: SGS 070219(v346) Mode: CONC Corr. Factor: 1.000000
User: admin Custom ID1: Custom ID2: Custom ID3:
Comment:

Elem	Ag3280	Al3961	As1890	B_2089	Ba4554	Be3130	Bi2230	Ca3179	Cd2288
Units	ppm	ppm	ppm	ppm	ppm	ppm	ppm	ppm	ppm
Avg	.2498	39.83	1.988	2.012	1.993	2.021	2.023	40.81	2.028
Stddev	.0009	.10	.004	.004	.002	.002	.003	.15	.002
%RSD	.3537	.2531	.1964	.2253	.1001	.0875	.1704	.3759	.1165
#1	.2508	39.95	1.990	2.017	1.996	2.023	2.026	40.95	2.030
#2	.2490	39.78	1.990	2.008	1.993	2.020	2.019	40.64	2.025
#3	.2497	39.77	1.983	2.010	1.992	2.020	2.024	40.84	2.029
Check ?	Chk Pass	Chk Pass	Chk Pass	Chk Pass	Chk Pass	Chk Pass	Chk Pass	Chk Pass	Chk Pass
Value									
Range									

Elem	Ce4040	Co2286	Cr2677	Cu3247	Fe2599	K_7664	Li6707	Mg2790	Mn2576
Units	ppm	ppm	ppm	ppm	ppm	ppm	ppm	ppm	ppm
Avg	2.012	1.993	2.024	1.949	40.78	39.39	1.969	40.46	2.057
Stddev	.005	.003	.005	.006	.12	.12	.001	.11	.003
%RSD	.2420	.1662	.2433	.3000	.3039	.3066	.0495	.2766	.1363
#1	2.017	1.990	2.030	1.953	40.92	39.52	1.970	40.49	2.061
#2	2.011	1.994	2.022	1.942	40.67	39.28	1.968	40.34	2.056
#3	2.008	1.996	2.021	1.951	40.76	39.39	1.968	40.56	2.056
Check ?	Chk Pass	Chk Pass	Chk Pass	Chk Pass	Chk Pass	Chk Pass	Chk Pass	Chk Pass	Chk Pass
Value									
Range									

Elem	Mo2020	Na5895	Ni2316	P_1774	Pb2203	S_1820	Sb2068	Se1960	Si2124
Units	ppm	ppm	ppm	ppm	ppm	ppm	ppm	ppm	ppm
Avg	2.013	39.60	2.019	2.063	2.028	2.005	1.991	1.989	5.061
Stddev	.003	.07	.003	.004	.002	.007	.002	.002	.010
%RSD	.1228	.1816	.1437	.1728	.1086	.3619	.1101	.1179	.2001
#1	2.016	39.68	2.016	2.060	2.026	2.014	1.991	1.990	5.072
#2	2.011	39.58	2.019	2.067	2.029	2.000	1.988	1.991	5.053
#3	2.013	39.55	2.022	2.064	2.030	2.003	1.992	1.986	5.057
Check ?	Chk Pass	Chk Pass	Chk Pass	Chk Pass	Chk Pass	Chk Pass	Chk Pass	Chk Pass	Chk Pass
Value									
Range									

Zoom In Zoom Out

Sample Name: ccv Acquired: 8/23/2021 15:11:01 Type: QC
Method: SGS 070219(v346) Mode: CONC Corr. Factor: 1.000000
User: admin Custom ID1: Custom ID2: Custom ID3:
Comment:

Elem	Sn1899	Sr4077	Ti3349	Tl1908	V_2924	W_2079	Zn2062	Zr3391
Units	ppm	ppm	ppm	ppm	ppm	ppm	ppm	ppm
Avg	**2.047**	**1.996**	**2.015**	**2.031**	**2.003**	**2.010**	**2.040**	**1.998**
Stddev	.002	.004	.002	.005	.003	.001	.002	.002
%RSD	.1036	.1950	.1170	.2383	.1532	.0301	.1117	.1152
#1	2.047	2.000	2.018	2.029	2.006	2.010	2.040	2.000
#2	2.045	1.995	2.015	2.028	2.001	2.009	2.038	1.997
#3	2.049	1.992	2.013	2.037	2.001	2.009	2.043	1.996
Check ?	Chk Pass	Chk Pass	Chk Pass	Chk Pass	Chk Pass	Chk Pass	Chk Pass	Chk Pass
Value								
Range								

Int. Std.	In2306	Y_3600	Y_3710	Y_2243
Units	Cts/S	Cts/S	Cts/S	Cts/S
Avg	**7431.2**	**84632.**	**6657.2**	**3165.7**
Stddev	1.6	95.	71.3	5.1
%RSD	.02181	.11242	1.0712	.16189
#1	7431.6	84628.	6596.6	3159.8
#2	7432.6	84539.	6735.8	3169.1
#3	7429.4	84729.	6639.2	3168.1

Zoom In Zoom Out

Sample Name: ccb Acquired: 8/23/2021 15:15:47 Type: QC
Method: SGS 070219(v346) Mode: CONC Corr. Factor: 1.000000
User: admin Custom ID1: Custom ID2: Custom ID3:
Comment:

Elem	Ag3280	Al3961	As1890	B_2089	Ba4554	Be3130	Bi2230	Ca3179	Cd2288
Units	ppm	ppm	ppm	ppm	ppm	ppm	ppm	ppm	ppm
Avg	**-.0003**	**.0082**	**-.0000**	**.0007**	**-.0001**	**-.0000**	**-.0005**	**-.0070**	**.0000**
Stddev	.0003	.0064	.0003	.0002	.0001	.0000	.0008	.0024	.0002
%RSD	92.77	78.15	610.9	26.10	88.57	98.20	169.0	33.65	337.3
#1	-.0004	.0135	-.0001	.0005	-.0001	-.0001	-.0002	-.0065	.0002
#2	-.0005	.0011	-.0003	.0007	-.0000	.0000	-.0013	-.0096	.0000
#3	.0000	.0100	.0002	.0009	-.0003	-.0000	.0001	-.0049	-.0001
Check ?	Chk Pass	Chk Pass	Chk Pass	Chk Pass	Chk Pass	Chk Pass	Chk Pass	Chk Pass	Chk Pass
High Limit									
Low Limit									

Elem	Ce4040	Co2286	Cr2677	Cu3247	Fe2599	K_7664	Li6707	Mg2790	Mn2576
Units	ppm	ppm	ppm	ppm	ppm	ppm	ppm	ppm	ppm
Avg	**-.0009**	**.0001**	**-.0001**	**.0003**	**.0038**	**-.0778**	**.0001**	**-.0008**	**.0000**
Stddev	.0031	.0002	.0001	.0002	.0020	.0247	.0010	.0437	.0000
%RSD	335.4	187.6	132.6	78.69	51.00	31.71	1463.	5184.	85.77
#1	-.0008	.0002	-.0001	.0002	.0034	-.0590	-.0003	-.0386	.0001
#2	.0021	-.0001	.0000	.0005	.0060	-.0687	-.0007	-.0110	.0000
#3	-.0041	.0002	-.0002	.0001	.0021	-.1058	.0012	.0471	.0000
Check ?	Chk Pass	Chk Pass	Chk Pass	Chk Pass	Chk Pass	Chk Pass	Chk Pass	Chk Pass	Chk Pass
High Limit									
Low Limit									

Elem	Mo2020	Na5895	Ni2316	P_1774	Pb2203	S_1820	Sb2068	Se1960	Si2124
Units	ppm	ppm	ppm	ppm	ppm	ppm	ppm	ppm	ppm
Avg	**.0006**	**-.1957**	**-.0002**	**-.0014**	**.0000**	**-.0019**	**.0005**	**-.0001**	**.0011**
Stddev	.0001	.0020	.0002	.0011	.0004	.0002	.0005	.0014	.0004
%RSD	21.31	1.043	83.89	75.35	1957.	8.302	84.71	978.0	38.35
#1	.0007	-.1976	-.0004	-.0002	.0002	-.0017	.0009	-.0001	.0008
#2	.0004	-.1960	-.0001	-.0018	-.0004	-.0019	.0006	-.0015	.0010
#3	.0006	-.1935	-.0001	-.0023	.0003	-.0021	.0000	.0012	.0016
Check ?	Chk Pass	Chk Pass	Chk Pass	Chk Pass	Chk Pass	Chk Pass	Chk Pass	Chk Pass	Chk Pass
High Limit									
Low Limit									

Zoom In Zoom Out

Sample Name: ccb Acquired: 8/23/2021 15:15:47 Type: QC
Method: SGS 070219(v346) Mode: CONC Corr. Factor: 1.000000
User: admin Custom ID1: Custom ID2: Custom ID3:
Comment:

Elem	Sn1899	Sr4077	Ti3349	Tl1908	V_2924	W_2079	Zn2062	Zr3391
Units	ppm	ppm	ppm	ppm	ppm	ppm	ppm	ppm
Avg	**-.0005**	**.0001**	**-.0002**	**.0002**	**.0001**	**.0029**	**.0001**	**.0003**
Stddev	.0004	.0000	.0003	.0002	.0001	.0014	.0001	.0001
%RSD	75.60	77.75	142.1	115.3	201.6	48.89	172.6	38.12
#1	-.0009	.0000	-.0001	.0001	.0002	.0043	.0001	.0003
#2	-.0001	.0001	-.0005	.0003	.0000	.0028	.0002	.0002
#3	-.0004	.0000	.0000	-.0000	-.0000	.0015	-.0000	.0005
Check ?	Chk Pass	Chk Pass	Chk Pass	Chk Pass	Chk Pass	Chk Pass	Chk Pass	Chk Pass
High Limit								
Low Limit								

Int. Std.	In2306	Y_3600	Y_3710	Y_2243
Units	Cts/S	Cts/S	Cts/S	Cts/S
Avg	**8290.6**	**88497.**	**6775.6**	**3260.1**
Stddev	8.8	485.	26.6	1.1
%RSD	.10597	.54773	.39326	.03307
#1	8289.0	87938.	6773.0	3259.0
#2	8282.7	88771.	6803.5	3260.2
#3	8300.1	88783.	6750.4	3261.1

Zoom In Zoom Out

Sample Name: jd29999-7 Acquired: 8/23/2021 15:20:57 Type: Unk
Method: SGS 070219(v346) Mode: CONC Corr. Factor: 1.000000
User: admin Custom ID1: Custom ID2: Custom ID3:
Comment:

Elem	Ag3280	Al3961	As1890	B_2089	Ba4554	Be3130	Bi2230	Ca3179	Cd2288
Units	ppm	ppm	ppm	ppm	ppm	ppm	ppm	ppm	ppm
Avg	**.0055**	**172.6**	**.0288**	**.2523**	**1.669**	**.0131**	**.0014**	**45.09**	**.0061**
Stddev	.0002	.3	.0022	.0024	.002	.0001	.0006	.13	.0001
%RSD	3.145	.1774	7.578	.9702	.1270	.5742	40.87	.2989	1.879
#1	.0057	172.5	.0265	.2516	1.667	.0131	.0016	45.08	.0062
#2	.0056	172.9	.0308	.2503	1.671	.0132	.0008	45.23	.0060
#3	.0054	172.4	.0291	.2550	1.668	.0130	.0019	44.96	.0060

Elem	Ce4040	Co2286	Cr2677	Cu3247	Fe2599	K_7664	Li6707	Mg2790	Mn2576
Units	ppm	ppm	ppm	ppm	ppm	ppm	ppm	ppm	ppm
Avg	**.7166**	**.1502**	**.2948**	**.1041**	F **305.0**	**33.89**	**.5592**	**96.38**	**6.209**
Stddev	.0006	.0026	.0005	.0005	1.1	.07	.0005	.19	.008
%RSD	.0833	1.721	.1834	.4346	.3537	.2122	.0821	.1956	.1325
#1	.7164	.1496	.2953	.1047	305.1	33.83	.5587	96.29	6.213
#2	.7172	.1480	.2948	.1040	306.1	33.97	.5593	96.24	6.215
#3	.7161	.1531	.2943	.1038	303.9	33.87	.5596	96.59	6.200

Elem	Mo2020	Na5895	Ni2316	P_1774	Pb2203	S_1820	Sb2068	Se1960	Si2124
Units	ppm	ppm	ppm	ppm	ppm	ppm	ppm	ppm	ppm
Avg	**.0067**	**1.294**	**.3603**	**4.237**	**.2001**	**.4838**	**-.0003**	**-.0023**	**2.237**
Stddev	.0001	.002	.0034	.041	.0020	.0090	.0016	.0043	.025
%RSD	1.213	.1183	.9519	.9677	.9878	1.859	518.0	184.3	1.122
#1	.0066	1.293	.3595	4.221	.1991	.4791	.0003	.0000	2.220
#2	.0067	1.296	.3573	4.206	.1987	.4780	.0009	.0003	2.225
#3	.0067	1.295	.3640	4.284	.2023	.4941	-.0021	-.0073	2.265

Elem	Sn1899	Sr4077	Ti3349	Tl1908	V_2924	W_2079	Zn2062	Zr3391
Units	ppm	ppm	ppm	ppm	ppm	ppm	ppm	ppm
Avg	**.0237**	**.1275**	**3.025**	**.0054**	**.3362**	**.0114**	**.8250**	**.0804**
Stddev	.0002	.0002	.008	.0026	.0009	.0011	.0067	.0001
%RSD	1.014	.1480	.2720	47.96	.2571	9.579	.8083	.1284
#1	.0235	.1273	3.029	.0076	.3370	.0126	.8225	.0803
#2	.0238	.1276	3.031	.0025	.3364	.0104	.8200	.0804
#3	.0239	.1277	3.016	.0061	.3353	.0113	.8326	.0805

Zoom In Zoom Out

Sample Name: jd29999-7 Acquired: 8/23/2021 15:20:57 Type: Unk
Method: SGS 070219(v346) Mode: CONC Corr. Factor: 1.000000
User: admin Custom ID1: Custom ID2: Custom ID3:
Comment:

Int. Std.	In2306	Y_3600	Y_3710	Y_2243
Units	Cts/S	Cts/S	Cts/S	Cts/S
Avg	**7411.6**	**88521.**	**7173.0**	**3267.7**
Stddev	68.0	94.	39.6	31.0
%RSD	.91680	.10620	.55202	.94792
#1	7446.5	88514.	7166.6	3283.8
#2	7455.0	88430.	7137.0	3287.3
#3	7333.3	88618.	7215.4	3232.0

Zoom In Zoom Out

Sample Name: jd29999-9 Acquired: 8/23/2021 15:26:01 Type: Unk
Method: SGS 070219(v346) Mode: CONC Corr. Factor: 1.000000
User: admin Custom ID1: Custom ID2: Custom ID3:
Comment:

Elem	Ag3280	Al3961	As1890	B_2089	Ba4554	Be3130	Bi2230	Ca3179	Cd2288
Units	ppm	ppm	ppm	ppm	ppm	ppm	ppm	ppm	ppm
Avg	**.0056**	**158.1**	**.0245**	**.1962**	**1.308**	**.0105**	**.0030**	**124.2**	**.0054**
Stddev	.0001	.2	.0005	.0006	.003	.0001	.0006	.1	.0001
%RSD	1.274	.1467	2.023	.3164	.2065	.5621	19.36	.0619	1.846
#1	.0056	158.2	.0239	.1962	1.308	.0104	.0037	124.3	.0053
#2	.0057	158.3	.0248	.1955	1.311	.0105	.0028	124.2	.0055
#3	.0055	157.8	.0247	.1968	1.305	.0104	.0026	124.1	.0053

Elem	Ce4040	Co2286	Cr2677	Cu3247	Fe2599	K_7664	Li6707	Mg2790	Mn2576
Units	ppm	ppm	ppm	ppm	ppm	ppm	ppm	ppm	ppm
Avg	**.6113**	**.1193**	**.3190**	**.1559**	F **247.8**	**23.53**	**.4338**	**77.67**	**4.454**
Stddev	.0055	.0002	.0007	.0005	.4	.01	.0015	.02	.024
%RSD	.8997	.1302	.2245	.3253	.1751	.0213	.3491	.0213	.5472
#1	.6149	.1195	.3192	.1563	248.3	23.52	.4332	77.67	4.474
#2	.6139	.1194	.3196	.1553	247.6	23.53	.4355	77.66	4.462
#3	.6049	.1191	.3182	.1562	247.5	23.53	.4326	77.69	4.427

Elem	Mo2020	Na5895	Ni2316	P_1774	Pb2203	S_1820	Sb2068	Se1960	Si2124
Units	ppm	ppm	ppm	ppm	ppm	ppm	ppm	ppm	ppm
Avg	**.0106**	**5.928**	**.3023**	**3.526**	**.2208**	**4.903**	**-.0018**	**-.0012**	**3.941**
Stddev	.0000	.011	.0021	.016	.0006	.027	.0021	.0020	.017
%RSD	.2195	.1852	.6878	.4654	.2777	.5498	117.9	158.7	.4354
#1	.0106	5.921	.3047	3.525	.2212	4.933	.0006	-.0031	3.959
#2	.0105	5.940	.3013	3.511	.2201	4.893	-.0035	-.0015	3.938
#3	.0106	5.922	.3009	3.543	.2211	4.882	-.0025	.0008	3.925

Elem	Sn1899	Sr4077	Ti3349	Tl1908	V_2924	W_2079	Zn2062	Zr3391
Units	ppm	ppm	ppm	ppm	ppm	ppm	ppm	ppm
Avg	**.0257**	**.4588**	**3.118**	**.0036**	**.3184**	**.0128**	**.8774**	**.1100**
Stddev	.0008	.0017	.005	.0007	.0008	.0010	.0047	.0002
%RSD	3.161	.3778	.1728	20.73	.2392	7.668	.5392	.1701
#1	.0265	.4598	3.124	.0031	.3191	.0117	.8827	.1099
#2	.0249	.4599	3.113	.0033	.3184	.0130	.8759	.1102
#3	.0256	.4568	3.118	.0044	.3176	.0136	.8736	.1099

Zoom In Zoom Out

Sample Name: jd29999-9 Acquired: 8/23/2021 15:26:01 Type: Unk
Method: SGS 070219(v346) Mode: CONC Corr. Factor: 1.000000
User: admin Custom ID1: Custom ID2: Custom ID3:
Comment:

Int. Std.	In2306	Y_3600	Y_3710	Y_2243
Units	Cts/S	Cts/S	Cts/S	Cts/S
Avg	**7310.4**	**87210.**	**7105.3**	**3231.6**
Stddev	21.4	292.	20.6	5.5
%RSD	.29251	.33442	.28997	.17120
#1	7285.8	86901.	7110.8	3225.3
#2	7322.1	87248.	7122.6	3235.7
#3	7323.4	87481.	7082.5	3233.7

Zoom In Zoom Out

Sample Name: jd29999-10 Acquired: 8/23/2021 15:31:03 Type: Unk
Method: SGS 070219(v346) Mode: CONC Corr. Factor: 1.000000
User: admin Custom ID1: Custom ID2: Custom ID3:
Comment:

Elem	Ag3280	Al3961	As1890	B_2089	Ba4554	Be3130	Bi2230	Ca3179	Cd2288
Units	ppm	ppm	ppm	ppm	ppm	ppm	ppm	ppm	ppm
Avg	**.0027**	**167.6**	**.0229**	**.2743**	**1.742**	**.0142**	**.0014**	**46.90**	**.0060**
Stddev	.0004	.1	.0009	.0013	.002	.0001	.0009	.08	.0001
%RSD	14.36	.0795	4.074	.4782	.0907	.4997	61.98	.1680	1.735
#1	.0028	167.6	.0218	.2756	1.743	.0141	.0017	46.85	.0060
#2	.0023	167.7	.0235	.2743	1.743	.0142	.0021	46.99	.0061
#3	.0031	167.4	.0234	.2729	1.741	.0141	.0004	46.85	.0059

Elem	Ce4040	Co2286	Cr2677	Cu3247	Fe2599	K_7664	Li6707	Mg2790	Mn2576
Units	ppm	ppm	ppm	ppm	ppm	ppm	ppm	ppm	ppm
Avg	**.5590**	**.1623**	**.2990**	**.0907**	F **357.9**	**27.81**	**.6162**	**104.1**	**4.356**
Stddev	.0024	.0002	.0012	.0004	.5	.08	.0009	.3	.015
%RSD	.4308	.1467	.4167	.4904	.1520	.2809	.1472	.2455	.3479
#1	.5606	.1623	.2987	.0904	357.8	27.74	.6165	103.9	4.363
#2	.5602	.1620	.3004	.0905	358.5	27.80	.6152	104.4	4.366
#3	.5562	.1625	.2980	.0912	357.4	27.90	.6170	104.1	4.339

Elem	Mo2020	Na5895	Ni2316	P_1774	Pb2203	S_1820	Sb2068	Se1960	Si2124
Units	ppm	ppm	ppm	ppm	ppm	ppm	ppm	ppm	ppm
Avg	**.0084**	**4.188**	**.4264**	**3.987**	**.1833**	**.5912**	**-.0025**	**-.0088**	**2.259**
Stddev	.0001	.002	.0019	.018	.0009	.0031	.0011	.0029	.002
%RSD	1.516	.0512	.4446	.4391	.4955	.5294	44.03	33.34	.0963
#1	.0085	4.190	.4282	4.002	.1843	.5941	-.0019	-.0112	2.261
#2	.0082	4.186	.4267	3.992	.1832	.5879	-.0038	-.0055	2.258
#3	.0084	4.189	.4244	3.968	.1825	.5915	-.0019	-.0096	2.257

Elem	Sn1899	Sr4077	Ti3349	Tl1908	V_2924	W_2079	Zn2062	Zr3391
Units	ppm	ppm	ppm	ppm	ppm	ppm	ppm	ppm
Avg	**.0233**	**.1730**	**2.090**	**.0022**	**.3372**	**.0109**	**.8186**	**.0980**
Stddev	.0008	.0007	.003	.0006	.0008	.0008	.0023	.0003
%RSD	3.502	.3809	.1596	27.26	.2442	7.774	.2781	.2932
#1	.0241	.1737	2.093	.0027	.3381	.0116	.8210	.0976
#2	.0233	.1729	2.091	.0015	.3368	.0112	.8183	.0982
#3	.0225	.1724	2.087	.0025	.3366	.0100	.8165	.0981

Zoom In Zoom Out

Sample Name: jd29999-10 Acquired: 8/23/2021 15:31:03 Type: Unk
Method: SGS 070219(v346) Mode: CONC Corr. Factor: 1.000000
User: admin Custom ID1: Custom ID2: Custom ID3:
Comment:

Int. Std.	In2306	Y_3600	Y_3710	Y_2243
Units	Cts/S	Cts/S	Cts/S	Cts/S
Avg	**7459.2**	**88892.**	**7223.1**	**3281.0**
Stddev	13.1	193.	15.9	7.5
%RSD	.17607	.21680	.22079	.22805
#1	7444.4	88739.	7211.2	3272.3
#2	7463.6	88828.	7216.8	3285.3
#3	7469.5	89108.	7241.2	3285.3

Zoom In Zoom Out

Sample Name: jd29999-5 Acquired: 8/23/2021 15:36:06 Type: Unk
Method: SGS 070219(v346) Mode: CONC Corr. Factor: 2.000000
User: admin Custom ID1: Custom ID2: Custom ID3:
Comment:

Elem	Ag3280	Al3961	As1890	B_2089	Ba4554	Be3130	Bi2230	Ca3179	Cd2288
Units	ppm	ppm	ppm	ppm	ppm	ppm	ppm	ppm	ppm
Avg	**.0044**	**126.0**	**.0174**	**.3432**	**1.030**	**.0093**	**-.0009**	**18.36**	**.0050**
Stddev	.0009	.1	.0023	.0025	.002	.0003	.0029	.03	.0002
%RSD	19.40	.0657	13.16	.7327	.2221	3.363	335.0	.1658	3.444
#1	.0053	126.0	.0169	.3453	1.033	.0090	.0024	18.32	.0049
#2	.0041	126.0	.0199	.3439	1.031	.0093	-.0028	18.38	.0050
#3	.0037	125.9	.0154	.3404	1.028	.0096	-.0022	18.37	.0052

Elem	Ce4040	Co2286	Cr2677	Cu3247	Fe2599	K_7664	Li6707	Mg2790	Mn2576
Units	ppm	ppm	ppm	ppm	ppm	ppm	ppm	ppm	ppm
Avg	**.6646**	**.1080**	**.2351**	**.1189**	**275.0**	**16.94**	**.3684**	**65.98**	**6.113**
Stddev	.0017	.0006	.0014	.0013	.1	.07	.0031	.28	.006
%RSD	.2521	.5979	.6107	1.100	.0328	.4279	.8485	.4261	.0994
#1	.6643	.1081	.2334	.1175	274.9	17.03	.3665	65.90	6.112
#2	.6665	.1086	.2361	.1201	274.9	16.90	.3667	66.29	6.119
#3	.6632	.1073	.2357	.1191	275.1	16.90	.3720	65.75	6.107

Elem	Mo2020	Na5895	Ni2316	P_1774	Pb2203	S_1820	Sb2068	Se1960	Si2124
Units	ppm	ppm	ppm	ppm	ppm	ppm	ppm	ppm	ppm
Avg	**.0058**	**1.945**	**.2435**	**2.342**	**.1364**	**.2008**	**-.0038**	**.0021**	**2.118**
Stddev	.0007	.010	.0017	.013	.0014	.0027	.0017	.0036	.027
%RSD	12.65	.5221	.7073	.5733	1.029	1.330	43.42	171.4	1.284
#1	.0052	1.942	.2454	2.354	.1374	.2034	-.0057	.0054	2.149
#2	.0066	1.936	.2433	2.343	.1370	.2010	-.0025	-.0017	2.108
#3	.0055	1.956	.2420	2.328	.1348	.1980	-.0033	.0026	2.098

Elem	Sn1899	Sr4077	Ti3349	Tl1908	V_2924	W_2079	Zn2062	Zr3391
Units	ppm	ppm	ppm	ppm	ppm	ppm	ppm	ppm
Avg	**.0288**	**.1118**	**3.136**	**.0033**	**.2677**	**.0107**	**.5570**	**.1002**
Stddev	.0012	.0004	.001	.0008	.0010	.0027	.0034	.0004
%RSD	4.059	.3587	.0374	23.98	.3592	24.99	.6110	.4013
#1	.0278	.1120	3.137	.0024	.2672	.0129	.5604	.0998
#2	.0286	.1121	3.137	.0036	.2670	.0077	.5568	.1003
#3	.0301	.1114	3.135	.0040	.2688	.0113	.5536	.1006

Zoom In Zoom Out

Sample Name: jd29999-5 Acquired: 8/23/2021 15:36:06 Type: Unk
Method: SGS 070219(v346) Mode: CONC Corr. Factor: 2.000000
User: admin Custom ID1: Custom ID2: Custom ID3:
Comment:

Int. Std.	In2306	Y_3600	Y_3710	Y_2243
Units	Cts/S	Cts/S	Cts/S	Cts/S
Avg	**7738.0**	**87557.**	**6953.8**	**3245.7**
Stddev	24.5	218.	13.8	12.8
%RSD	.31668	.24856	.19858	.39378
#1	7710.2	87682.	6965.4	3231.2
#2	7747.5	87306.	6957.4	3250.4
#3	7756.3	87683.	6938.5	3255.4

Zoom In Zoom Out

Sample Name: jd29999-7 Acquired: 8/23/2021 15:41:03 Type: Unk
Method: SGS 070219(v346) Mode: CONC Corr. Factor: 2.000000
User: admin Custom ID1: Custom ID2: Custom ID3:
Comment:

Elem	Ag3280	Al3961	As1890	B_2089	Ba4554	Be3130	Bi2230	Ca3179	Cd2288
Units	ppm	ppm	ppm	ppm	ppm	ppm	ppm	ppm	ppm
Avg	**.0070**	**177.9**	**.0293**	**.2607**	**1.739**	**.0135**	**.0023**	**47.55**	**.0066**
Stddev	.0002	.2	.0020	.0015	.002	.0000	.0015	.13	.0003
%RSD	3.076	.1196	6.865	.5584	.0848	.2114	65.83	.2771	4.279
#1	.0068	178.1	.0287	.2621	1.740	.0136	.0008	47.70	.0063
#2	.0073	177.7	.0315	.2607	1.737	.0135	.0023	47.53	.0068
#3	.0070	177.8	.0276	.2592	1.739	.0135	.0038	47.43	.0066

Elem	Ce4040	Co2286	Cr2677	Cu3247	Fe2599	K_7664	Li6707	Mg2790	Mn2576
Units	ppm	ppm	ppm	ppm	ppm	ppm	ppm	ppm	ppm
Avg	**.7620**	**.1536**	**.3094**	**.1067**	**326.4**	**35.04**	**.5774**	**99.54**	**6.698**
Stddev	.0036	.0008	.0010	.0010	.5	.08	.0029	.20	.014
%RSD	.4700	.4995	.3140	.9607	.1473	.2325	.5027	.2031	.2035
#1	.7659	.1528	.3098	.1079	326.8	35.08	.5762	99.47	6.707
#2	.7611	.1542	.3101	.1061	325.9	35.09	.5807	99.77	6.705
#3	.7589	.1539	.3083	.1062	326.5	34.95	.5753	99.38	6.683

Elem	Mo2020	Na5895	Ni2316	P_1774	Pb2203	S_1820	Sb2068	Se1960	Si2124
Units	ppm	ppm	ppm	ppm	ppm	ppm	ppm	ppm	ppm
Avg	**.0072**	**1.137**	**.3687**	**4.403**	**.2036**	**.4954**	**-.0018**	**.0018**	**2.513**
Stddev	.0004	.013	.0006	.003	.0010	.0083	.0013	.0024	.026
%RSD	5.275	1.169	.1659	.0749	.5059	1.680	73.07	136.5	1.042
#1	.0073	1.152	.3683	4.407	.2042	.4898	-.0030	-.0009	2.543
#2	.0068	1.129	.3694	4.401	.2042	.4914	-.0019	.0025	2.498
#3	.0075	1.130	.3683	4.401	.2024	.5050	-.0004	.0038	2.497

Elem	Sn1899	Sr4077	Ti3349	Tl1908	V_2924	W_2079	Zn2062	Zr3391
Units	ppm	ppm	ppm	ppm	ppm	ppm	ppm	ppm
Avg	**.0226**	**.1314**	**3.134**	**.0060**	**.3513**	**.0136**	**.8771**	**.0869**
Stddev	.0028	.0003	.004	.0045	.0011	.0020	.0041	.0002
%RSD	12.18	.2225	.1197	75.50	.3090	14.88	.4728	.2001
#1	.0258	.1313	3.137	.0041	.3518	.0159	.8802	.0868
#2	.0213	.1312	3.129	.0027	.3520	.0122	.8786	.0868
#3	.0208	.1318	3.135	.0111	.3500	.0126	.8724	.0871

Zoom In Zoom Out

Sample Name: jd29999-7 Acquired: 8/23/2021 15:41:03 Type: Unk
Method: SGS 070219(v346) Mode: CONC Corr. Factor: 2.000000
User: admin Custom ID1: Custom ID2: Custom ID3:
Comment:

Int. Std.	In2306	Y_3600	Y_3710	Y_2243
Units	Cts/S	Cts/S	Cts/S	Cts/S
Avg	**7706.6**	**88752.**	**7086.6**	**3294.2**
Stddev	12.2	281.	11.1	7.1
%RSD	.15778	.31658	.15700	.21607
#1	7696.3	88556.	7091.1	3289.9
#2	7703.5	88627.	7094.8	3290.4
#3	7720.0	89074.	7073.9	3302.5

Zoom In Zoom Out

Sample Name: jd29999-9 Acquired: 8/23/2021 15:46:00 Type: Unk
Method: SGS 070219(v346) Mode: CONC Corr. Factor: 2.000000
User: admin Custom ID1: Custom ID2: Custom ID3:
Comment:

Elem	Ag3280	Al3961	As1890	B_2089	Ba4554	Be3130	Bi2230	Ca3179	Cd2288
Units	ppm	ppm	ppm	ppm	ppm	ppm	ppm	ppm	ppm
Avg	**.0063**	**160.4**	**.0258**	**.2021**	**1.337**	**.0108**	**.0022**	**129.2**	**.0054**
Stddev	.0010	.1	.0013	.0019	.002	.0004	.0028	.1	.0002
%RSD	15.93	.0579	4.952	.9500	.1445	3.332	125.7	.0504	3.753
#1	.0059	160.5	.0246	.2034	1.339	.0110	-.0008	129.3	.0053
#2	.0055	160.3	.0272	.2031	1.335	.0110	.0026	129.1	.0052
#3	.0074	160.4	.0257	.1999	1.336	.0104	.0047	129.2	.0056

Elem	Ce4040	Co2286	Cr2677	Cu3247	Fe2599	K_7664	Li6707	Mg2790	Mn2576
Units	ppm	ppm	ppm	ppm	ppm	ppm	ppm	ppm	ppm
Avg	**.6442**	**.1225**	**.3313**	**.1570**	**262.3**	**23.72**	**.4376**	**80.59**	**4.745**
Stddev	.0042	.0011	.0011	.0009	.3	.03	.0025	.22	.001
%RSD	.6538	.9217	.3426	.5954	.1013	.1224	.5627	.2785	.0255
#1	.6468	.1236	.3301	.1560	262.6	23.73	.4350	80.37	4.746
#2	.6465	.1227	.3318	.1572	262.1	23.69	.4381	80.57	4.744
#3	.6394	.1213	.3322	.1579	262.3	23.75	.4398	80.82	4.746

Elem	Mo2020	Na5895	Ni2316	P_1774	Pb2203	S_1820	Sb2068	Se1960	Si2124
Units	ppm	ppm	ppm	ppm	ppm	ppm	ppm	ppm	ppm
Avg	**.0111**	**5.808**	**.3105**	**3.629**	**.2258**	**5.034**	**-.0001**	**-.0005**	**4.269**
Stddev	.0003	.014	.0009	.015	.0019	.026	.0028	.0039	.009
%RSD	2.911	.2323	.3044	.4043	.8235	.5204	4109.	743.0	.2202
#1	.0111	5.798	.3114	3.646	.2253	5.052	-.0030	-.0050	4.278
#2	.0107	5.823	.3104	3.620	.2278	5.047	.0027	.0015	4.268
#3	.0114	5.803	.3095	3.620	.2242	5.004	.0001	.0019	4.259

Elem	Sn1899	Sr4077	Ti3349	Tl1908	V_2924	W_2079	Zn2062	Zr3391
Units	ppm	ppm	ppm	ppm	ppm	ppm	ppm	ppm
Avg	**.0251**	**.4737**	**3.217**	**.0039**	**.3285**	**.0138**	**.9343**	**.1142**
Stddev	.0017	.0016	.001	.0039	.0005	.0002	.0039	.0005
%RSD	6.593	.3386	.0397	100.7	.1593	1.594	.4211	.4553
#1	.0269	.4755	3.218	.0027	.3288	.0136	.9384	.1143
#2	.0236	.4726	3.217	.0007	.3279	.0138	.9338	.1137
#3	.0249	.4729	3.216	.0083	.3288	.0140	.9306	.1147

Zoom In Zoom Out

Sample Name: jd29999-9 Acquired: 8/23/2021 15:46:00 Type: Unk
Method: SGS 070219(v346) Mode: CONC Corr. Factor: 2.000000
User: admin Custom ID1: Custom ID2: Custom ID3:
Comment:

Int. Std.	In2306	Y_3600	Y_3710	Y_2243
Units	Cts/S	Cts/S	Cts/S	Cts/S
Avg	**7605.0**	**88321.**	**7017.0**	**3258.2**
Stddev	20.4	86.	14.5	11.0
%RSD	.26815	.09751	.20722	.33837
#1	7591.6	88331.	7030.3	3248.0
#2	7595.0	88402.	7019.3	3256.6
#3	7628.5	88231.	7001.5	3269.9

Zoom In Zoom Out

Sample Name: jd29999-10 Acquired: 8/23/2021 15:50:56 Type: Unk
Method: SGS 070219(v346) Mode: CONC Corr. Factor: 2.000000
User: admin Custom ID1: Custom ID2: Custom ID3:
Comment:

Elem	Ag3280	Al3961	As1890	B_2089	Ba4554	Be3130	Bi2230	Ca3179	Cd2288
Units	ppm	ppm	ppm	ppm	ppm	ppm	ppm	ppm	ppm
Avg	**.0042**	**171.3**	**.0241**	**.2820**	**1.787**	**.0146**	**.0009**	**49.20**	**.0063**
Stddev	.0002	.2	.0029	.0015	.001	.0001	.0032	.11	.0002
%RSD	4.895	.1161	12.22	.5180	.0603	.3811	367.7	.2218	2.627
#1	.0044	171.5	.0247	.2819	1.787	.0146	.0017	49.27	.0064
#2	.0041	171.1	.0209	.2806	1.786	.0147	.0036	49.07	.0064
#3	.0040	171.3	.0266	.2835	1.788	.0146	-.0027	49.24	.0061

Elem	Ce4040	Co2286	Cr2677	Cu3247	Fe2599	K_7664	Li6707	Mg2790	Mn2576
Units	ppm	ppm	ppm	ppm	ppm	ppm	ppm	ppm	ppm
Avg	**.5854**	**.1652**	**.3117**	**.0930**	**383.2**	**28.22**	**.6291**	**107.4**	**4.635**
Stddev	.0039	.0006	.0006	.0009	.4	.01	.0006	.3	.015
%RSD	.6627	.3472	.1802	1.017	.0920	.0423	.1029	.3093	.3219
#1	.5873	.1659	.3123	.0926	383.6	28.22	.6286	107.3	4.647
#2	.5879	.1652	.3112	.0923	383.0	28.20	.6298	107.1	4.641
#3	.5809	.1647	.3116	.0941	383.1	28.23	.6288	107.8	4.618

Elem	Mo2020	Na5895	Ni2316	P_1774	Pb2203	S_1820	Sb2068	Se1960	Si2124
Units	ppm	ppm	ppm	ppm	ppm	ppm	ppm	ppm	ppm
Avg	**.0078**	**4.066**	**.4385**	**4.183**	**.1918**	**.6087**	**-.0020**	**-.0079**	**2.616**
Stddev	.0004	.007	.0005	.017	.0008	.0143	.0038	.0014	.022
%RSD	4.530	.1853	.1134	.3963	.4367	2.357	190.0	17.11	.8465
#1	.0074	4.061	.4390	4.202	.1921	.5924	-.0057	-.0071	2.603
#2	.0080	4.075	.4386	4.175	.1908	.6195	.0018	-.0095	2.603
#3	.0081	4.063	.4380	4.171	.1924	.6143	-.0020	-.0072	2.642

Elem	Sn1899	Sr4077	Ti3349	Tl1908	V_2924	W_2079	Zn2062	Zr3391
Units	ppm	ppm	ppm	ppm	ppm	ppm	ppm	ppm
Avg	**.0237**	**.1793**	**2.173**	**.0031**	**.3508**	**.0130**	**.8724**	**.1009**
Stddev	.0025	.0002	.005	.0028	.0006	.0018	.0035	.0002
%RSD	10.64	.1013	.2470	92.27	.1630	13.59	.3966	.2409
#1	.0242	.1793	2.177	.0009	.3505	.0142	.8764	.1006
#2	.0260	.1791	2.176	.0063	.3515	.0137	.8704	.1008
#3	.0210	.1794	2.167	.0021	.3504	.0109	.8704	.1011

Zoom In Zoom Out

Sample Name: jd29999-10 Acquired: 8/23/2021 15:50:56 Type: Unk
Method: SGS 070219(v346) Mode: CONC Corr. Factor: 2.000000
User: admin Custom ID1: Custom ID2: Custom ID3:
Comment:

Int. Std.	In2306	Y_3600	Y_3710	Y_2243
Units	Cts/S	Cts/S	Cts/S	Cts/S
Avg	7702.3	89016.	7077.0	3289.8
Stddev	10.3	222.	18.2	5.0
%RSD	.13334	.24897	.25727	.15337
#1	7690.7	88809.	7060.5	3285.0
#2	7710.1	88989.	7096.5	3295.0
#3	7706.1	89250.	7073.9	3289.2

Zoom In Zoom Out

Sample Name: mp28032-mb1conf Acquired: 8/23/2021 15:55:53 Type: Unk
Method: SGS 070219(v346) Mode: CONC Corr. Factor: 1.000000
User: admin Custom ID1: Custom ID2: Custom ID3:
Comment:

Elem	Ag3280	Al3961	As1890	B_2089	Ba4554	Be3130	Bi2230	Ca3179	Cd2288
Units	ppm	ppm	ppm	ppm	ppm	ppm	ppm	ppm	ppm
Avg	**-.0001**	**.0000**	**-.0011**	**-.0007**	**-.0001**	**-.0000**	**-.0005**	**.0116**	**.0001**
Stddev	.0003	.0029	.0002	.0007	.0002	.0001	.0003	.0043	.0001
%RSD	224.5	14470.	17.90	97.75	143.0	258.8	48.60	37.27	94.21
#1	.0002	-.0031	-.0013	-.0013	-.0003	-.0000	-.0005	.0078	.0000
#2	-.0002	.0027	-.0012	.0001	-.0000	-.0001	-.0008	.0163	.0001
#3	-.0003	.0004	-.0009	-.0010	-.0000	.0000	-.0003	.0106	.0003

Elem	Ce4040	Co2286	Cr2677	Cu3247	Fe2599	K_7664	Li6707	Mg2790	Mn2576
Units	ppm	ppm	ppm	ppm	ppm	ppm	ppm	ppm	ppm
Avg	**-.0021**	**.0001**	**.0003**	**.0001**	**.0093**	**-.0703**	**.0001**	**-.0356**	**.0001**
Stddev	.0025	.0001	.0001	.0004	.0023	.0195	.0008	.0427	.0000
%RSD	119.9	121.3	27.86	303.4	24.29	27.73	756.4	119.8	59.97
#1	-.0032	.0000	.0004	.0006	.0082	-.0638	.0010	.0083	.0001
#2	-.0038	.0002	.0003	-.0003	.0078	-.0549	-.0001	-.0381	.0000
#3	.0008	.0000	.0002	.0002	.0120	-.0922	-.0005	-.0770	.0001

Elem	Mo2020	Na5895	Ni2316	P_1774	Pb2203	S_1820	Sb2068	Se1960	Si2124
Units	ppm	ppm	ppm	ppm	ppm	ppm	ppm	ppm	ppm
Avg	**-.0000**	**-.2077**	**-.0002**	**-.0014**	**-.0001**	**.0035**	**.0000**	**-.0005**	**.0159**
Stddev	.0002	.0044	.0001	.0012	.0004	.0030	.0003	.0008	.0007
%RSD	429.7	2.137	47.93	86.85	558.1	84.60	717.1	184.1	4.181
#1	.0001	-.2106	-.0004	-.0018	.0004	.0001	.0004	.0004	.0164
#2	.0000	-.2026	-.0002	-.0000	-.0004	.0054	.0000	-.0013	.0151
#3	-.0003	-.2099	-.0001	-.0024	-.0002	.0051	-.0002	-.0005	.0161

Elem	Sn1899	Sr4077	Ti3349	Tl1908	V_2924	W_2079	Zn2062	Zr3391
Units	ppm	ppm	ppm	ppm	ppm	ppm	ppm	ppm
Avg	**-.0001**	**.0001**	**-.0003**	**-.0008**	**-.0003**	**.0007**	**.0012**	**.0009**
Stddev	.0003	.0000	.0003	.0008	.0003	.0004	.0000	.0001
%RSD	604.2	82.17	84.77	96.69	98.55	63.51	3.826	12.69
#1	-.0004	.0000	-.0005	.0000	-.0000	.0006	.0013	.0008
#2	.0003	.0000	-.0006	-.0015	-.0003	.0012	.0012	.0010
#3	-.0000	.0001	-.0000	-.0010	-.0006	.0003	.0012	.0008

Zoom In Zoom Out

Sample Name: mp28032-mb1conf Acquired: 8/23/2021 15:55:53 Type: Unk
Method: SGS 070219(v346) Mode: CONC Corr. Factor: 1.000000
User: admin Custom ID1: Custom ID2: Custom ID3:
Comment:

Int. Std.	In2306	Y_3600	Y_3710	Y_2243
Units	Cts/S	Cts/S	Cts/S	Cts/S
Avg	**8316.9**	**89088.**	**6924.7**	**3262.2**
Stddev	22.4	179.	16.9	6.0
%RSD	.26941	.20099	.24355	.18301
#1	8294.8	89151.	6911.4	3255.7
#2	8316.1	89227.	6943.6	3263.6
#3	8339.6	88886.	6918.9	3267.4

Zoom In Zoom Out

Sample Name: jd29375-1a Acquired: 8/23/2021 16:01:04 Type: Unk
Method: SGS 070219(v346) Mode: CONC Corr. Factor: 500.000000
User: admin Custom ID1: Custom ID2: Custom ID3:
Comment:

Elem	Ag3280	Al3961	As1890	B_2089	Ba4554	Be3130	Bi2230	Ca3179	Cd2288
Units	ppm	ppm	ppm	ppm	ppm	ppm	ppm	ppm	ppm
Avg	**-.0841**	**5.605**	**.0079**	**.0302**	**83.31**	**-.0628**	**-.2167**	**27820.**	**-.0163**
Stddev	.1184	1.659	.4110	.2067	.45	.0787	.5523	49.	.1181
%RSD	140.8	29.61	5177.	685.6	.5436	125.2	254.9	.1774	726.0
#1	-.0706	5.456	-.4477	-.1264	83.81	.0001	-.8208	27870.	.0792
#2	-.2088	4.025	.3506	-.0476	82.93	-.0376	-.0915	27830.	-.1484
#3	.0270	7.333	.1208	.2645	83.19	-.1510	.2623	27770.	.0204

Elem	Ce4040	Co2286	Cr2677	Cu3247	Fe2599	K_7664	Li6707	Mg2790	Mn2576
Units	ppm	ppm	ppm	ppm	ppm	ppm	ppm	ppm	ppm
Avg	**4.577**	**.0264**	**.2215**	**-.1924**	**187.2**	**313.2**	**1.479**	**393.0**	**4.256**
Stddev	.704	.0692	.0577	.0626	2.4	10.8	.403	12.1	.018
%RSD	15.38	262.0	26.05	32.51	1.306	3.456	27.25	3.085	.4326
#1	3.789	.1028	.1854	-.1608	188.7	322.2	1.558	381.9	4.272
#2	4.799	-.0321	.2880	-.2645	184.4	316.2	1.837	405.9	4.260
#3	5.144	.0085	.1910	-.1520	188.6	301.2	1.043	391.2	4.236

Elem	Mo2020	Na5895	Ni2316	P_1774	Pb2203	S_1820	Sb2068	Se1960	Si2124
Units	ppm	ppm	ppm	ppm	ppm	ppm	ppm	ppm	ppm
Avg	**-.1652**	**17920.**	**-.2678**	**.3171**	**.3377**	**1.788**	**-.0319**	**.1080**	**7.041**
Stddev	.0579	44.	.0294	.0813	.2477	1.514	.3879	.2082	.829
%RSD	35.06	.2479	10.98	25.65	73.35	84.68	1217.	192.8	11.77
#1	-.1000	17980.	-.2867	.3730	.1863	1.802	-.1931	.1894	6.787
#2	-.2108	17900.	-.2828	.3544	.6235	3.294	-.3132	-.1286	6.369
#3	-.1849	17900.	-.2339	.2238	.2032	.2667	.4107	.2632	7.967

Elem	Sn1899	Sr4077	Ti3349	Tl1908	V_2924	W_2079	Zn2062	Zr3391
Units	ppm	ppm	ppm	ppm	ppm	ppm	ppm	ppm
Avg	**-.8547**	**158.3**	**-.5680**	**-.2494**	**-.1005**	**.7414**	**.6005**	**.0566**
Stddev	.3264	.7	.1223	.0995	.1624	.3240	.0417	.0622
%RSD	38.18	.4314	21.53	39.90	161.6	43.70	6.940	109.8
#1	-1.006	159.1	-.6375	-.2643	-.1472	.4747	.5564	.1275
#2	-.4802	157.8	-.4267	-.3406	-.2344	.6475	.6059	.0314
#3	-1.078	158.0	-.6396	-.1433	.0802	1.102	.6392	.0110

Zoom In Zoom Out

Sample Name: jd29375-1a Acquired: 8/23/2021 16:01:04 Type: Unk
Method: SGS 070219(v346) Mode: CONC Corr. Factor: 500.000000
User: admin Custom ID1: Custom ID2: Custom ID3:
Comment:

Int. Std.	In2306	Y_3600	Y_3710	Y_2243
Units	Cts/S	Cts/S	Cts/S	Cts/S
Avg	**7704.4**	**85793.**	**6758.9**	**3163.3**
Stddev	19.0	186.	23.4	7.7
%RSD	.24685	.21693	.34686	.24453
#1	7685.2	85899.	6756.2	3154.6
#2	7705.0	85578.	6736.9	3166.1
#3	7723.2	85903.	6783.6	3169.3

Zoom In Zoom Out

Sample Name: ccv Acquired: 8/23/2021 16:06:14 Type: QC
Method: SGS 070219(v346) Mode: CONC Corr. Factor: 1.000000
User: admin Custom ID1: Custom ID2: Custom ID3:
Comment:

Elem	Ag3280	Al3961	As1890	B_2089	Ba4554	Be3130	Bi2230	Ca3179	Cd2288
Units	ppm	ppm	ppm	ppm	ppm	ppm	ppm	ppm	ppm
Avg	**.2486**	**39.35**	**1.970**	**1.988**	**1.970**	**1.996**	**1.992**	**40.21**	**2.005**
Stddev	.0004	.02	.002	.003	.004	.001	.006	.11	.005
%RSD	.1615	.0487	.1098	.1348	.2177	.0488	.2938	.2793	.2632
#1	.2490	39.37	1.972	1.987	1.966	1.997	1.994	40.34	2.010
#2	.2484	39.33	1.970	1.991	1.974	1.996	1.996	40.15	2.006
#3	.2482	39.34	1.968	1.985	1.969	1.995	1.985	40.15	1.999
Check ?	Chk Pass	Chk Pass	Chk Pass	Chk Pass	Chk Pass	Chk Pass	Chk Pass	Chk Pass	Chk Pass
Value									
Range									

Elem	Ce4040	Co2286	Cr2677	Cu3247	Fe2599	K_7664	Li6707	Mg2790	Mn2576
Units	ppm	ppm	ppm	ppm	ppm	ppm	ppm	ppm	ppm
Avg	**2.000**	**1.972**	**1.997**	**1.928**	**40.25**	**38.93**	**1.940**	**39.73**	**2.036**
Stddev	.004	.003	.005	.005	.08	.04	.004	.14	.002
%RSD	.1806	.1488	.2320	.2587	.2040	.0961	.2248	.3472	.1068
#1	2.004	1.975	1.999	1.933	40.32	38.91	1.935	39.86	2.035
#2	1.999	1.973	2.000	1.923	40.15	38.97	1.941	39.58	2.038
#3	1.997	1.969	1.992	1.929	40.27	38.91	1.943	39.75	2.034
Check ?	Chk Pass	Chk Pass	Chk Pass	Chk Pass	Chk Pass	Chk Pass	Chk Pass	Chk Pass	Chk Pass
Value									
Range									

Elem	Mo2020	Na5895	Ni2316	P_1774	Pb2203	S_1820	Sb2068	Se1960	Si2124
Units	ppm	ppm	ppm	ppm	ppm	ppm	ppm	ppm	ppm
Avg	**2.000**	**39.21**	**2.006**	**2.117**	**2.010**	**2.004**	**1.986**	**1.963**	**4.955**
Stddev	.002	.04	.002	.011	.003	.007	.005	.005	.009
%RSD	.0821	.0892	.0851	.5046	.1321	.3398	.2652	.2444	.1714
#1	1.998	39.18	2.008	2.119	2.011	1.997	1.981	1.957	4.959
#2	2.002	39.25	2.007	2.126	2.012	2.004	1.992	1.966	4.960
#3	2.000	39.22	2.004	2.105	2.007	2.010	1.984	1.964	4.945
Check ?	Chk Pass	Chk Pass	Chk Pass	Chk Pass	Chk Pass	Chk Pass	Chk Pass	Chk Pass	Chk Pass
Value									
Range									

Zoom In Zoom Out

Sample Name: ccv Acquired: 8/23/2021 16:06:14 Type: QC
Method: SGS 070219(v346) Mode: CONC Corr. Factor: 1.000000
User: admin Custom ID1: Custom ID2: Custom ID3:
Comment:

Elem	Sn1899	Sr4077	Ti3349	Tl1908	V_2924	W_2079	Zn2062	Zr3391
Units	ppm	ppm	ppm	ppm	ppm	ppm	ppm	ppm
Avg	**2.034**	**1.971**	**1.999**	**1.948**	**1.982**	**1.993**	**2.012**	**1.991**
Stddev	.003	.005	.002	.045	.003	.004	.004	.001
%RSD	.1670	.2389	.0935	2.332	.1543	.2026	.1886	.0716
#1	2.031	1.966	1.998	1.898	1.983	1.997	2.015	1.991
#2	2.037	1.975	2.001	1.960	1.985	1.994	2.008	1.992
#3	2.033	1.972	1.997	1.986	1.979	1.989	2.012	1.989
Check ?	Chk Pass	Chk Pass	Chk Pass	Chk Pass	Chk Pass	Chk Pass	Chk Pass	Chk Pass
Value								
Range								

Int. Std.	In2306	Y_3600	Y_3710	Y_2243
Units	Cts/S	Cts/S	Cts/S	Cts/S
Avg	**7464.3**	**85344.**	**6810.8**	**3185.9**
Stddev	11.3	116.	37.1	7.6
%RSD	.15122	.13579	.54521	.23984
#1	7459.2	85235.	6768.0	3179.1
#2	7456.5	85332.	6832.5	3184.3
#3	7477.2	85466.	6832.1	3194.2

Zoom In Zoom Out

Sample Name: ccb Acquired: 8/23/2021 16:11:00 Type: QC
Method: SGS 070219(v346) Mode: CONC Corr. Factor: 1.000000
User: admin Custom ID1: Custom ID2: Custom ID3:
Comment:

Elem	Ag3280	Al3961	As1890	B_2089	Ba4554	Be3130	Bi2230	Ca3179	Cd2288
Units	ppm	ppm	ppm	ppm	ppm	ppm	ppm	ppm	ppm
Avg	**.0002**	**.0014**	**-.0006**	**-.0003**	**-.0001**	**-.0000**	**-.0001**	**-.0042**	**-.0000**
Stddev	.0002	.0059	.0010	.0007	.0001	.0001	.0010	.0019	.0001
%RSD	136.2	411.9	159.5	218.3	118.5	152.8	716.1	46.64	1377.
#1	.0003	.0065	-.0015	-.0001	-.0000	-.0000	.0009	-.0021	-.0001
#2	.0003	.0029	.0004	.0003	-.0003	-.0001	-.0002	-.0059	.0000
#3	-.0001	-.0051	-.0007	-.0012	-.0001	.0000	-.0011	-.0046	.0000
Check ?	Chk Pass	Chk Pass	Chk Pass	Chk Pass	Chk Pass	Chk Pass	Chk Pass	Chk Pass	Chk Pass
High Limit									
Low Limit									

Elem	Ce4040	Co2286	Cr2677	Cu3247	Fe2599	K_7664	Li6707	Mg2790	Mn2576
Units	ppm	ppm	ppm	ppm	ppm	ppm	ppm	ppm	ppm
Avg	**.0009**	**.0001**	**.0000**	**.0000**	**.0023**	**-.0802**	**-.0000**	**-.0390**	**.0000**
Stddev	.0017	.0002	.0001	.0001	.0090	.0166	.0006	.0229	.0000
%RSD	200.7	171.2	331.5	770.2	383.0	20.72	6472.	58.68	162.0
#1	.0012	-.0001	-.0001	-.0001	-.0058	-.0622	-.0005	-.0153	.0000
#2	.0024	.0001	.0001	.0001	.0009	-.0950	.0007	-.0610	-.0000
#3	-.0010	.0003	.0001	.0000	.0119	-.0834	-.0002	-.0407	.0000
Check ?	Chk Pass	Chk Pass	Chk Pass	Chk Pass	Chk Pass	Chk Pass	Chk Pass	Chk Pass	Chk Pass
High Limit									
Low Limit									

Elem	Mo2020	Na5895	Ni2316	P_1774	Pb2203	S_1820	Sb2068	Se1960	Si2124
Units	ppm	ppm	ppm	ppm	ppm	ppm	ppm	ppm	ppm
Avg	**.0004**	**-.2204**	**-.0004**	**-.0021**	**.0000**	**-.0006**	**.0001**	**.0009**	**.0016**
Stddev	.0001	.0027	.0004	.0009	.0007	.0011	.0003	.0013	.0007
%RSD	25.12	1.244	89.41	43.92	4764.	181.9	353.4	152.3	40.17
#1	.0003	-.2173	-.0000	-.0022	.0002	.0001	-.0003	.0005	.0017
#2	.0005	-.2214	-.0005	-.0030	-.0008	-.0019	.0003	.0024	.0022
#3	.0005	-.2225	-.0007	-.0012	.0006	-.0001	.0003	-.0002	.0009
Check ?	Chk Pass	Chk Pass	Chk Pass	Chk Pass	Chk Pass	Chk Pass	Chk Pass	Chk Pass	Chk Pass
High Limit									
Low Limit									

Zoom In Zoom Out

Sample Name: ccb Acquired: 8/23/2021 16:11:00 Type: QC
Method: SGS 070219(v346) Mode: CONC Corr. Factor: 1.000000
User: admin Custom ID1: Custom ID2: Custom ID3:
Comment:

Elem	Sn1899	Sr4077	Ti3349	Tl1908	V_2924	W_2079	Zn2062	Zr3391
Units	ppm	ppm	ppm	ppm	ppm	ppm	ppm	ppm
Avg	**-.0008**	**-.0000**	**-.0002**	**.0000**	**-.0003**	**.0012**	**.0001**	**.0003**
Stddev	.0007	.0000	.0003	.0010	.0001	.0007	.0001	.0002
%RSD	98.61	218.2	166.0	2843.	49.53	63.33	169.8	69.91
#1	-.0013	.0000	-.0002	.0009	-.0004	.0018	.0002	.0005
#2	-.0011	-.0001	-.0004	.0003	-.0001	.0004	-.0001	.0003
#3	.0001	-.0000	.0001	-.0011	-.0003	.0013	.0002	.0001
Check ?	Chk Pass	Chk Pass	Chk Pass	Chk Pass	Chk Pass	Chk Pass	Chk Pass	Chk Pass
High Limit								
Low Limit								

Int. Std.	In2306	Y_3600	Y_3710	Y_2243
Units	Cts/S	Cts/S	Cts/S	Cts/S
Avg	**8276.9**	**88217.**	**6822.7**	**3253.9**
Stddev	17.5	114.	46.7	10.1
%RSD	.21114	.12868	.68514	.30899
#1	8265.7	88241.	6865.5	3251.7
#2	8268.0	88094.	6829.7	3245.0
#3	8297.0	88317.	6772.8	3264.8

Zoom In Zoom Out

Sample Name: mp28146-mb1conf Acquired: 8/23/2021 16:16:11 Type: Unk
Method: SGS 070219(v346) Mode: CONC Corr. Factor: 1.000000
User: admin Custom ID1: Custom ID2: Custom ID3:
Comment:

Elem	Ag3280	Al3961	As1890	B_2089	Ba4554	Be3130	Bi2230	Ca3179	Cd2288
Units	ppm	ppm	ppm	ppm	ppm	ppm	ppm	ppm	ppm
Avg	**.0001**	**.1091**	**.0002**	**.0028**	**.0024**	**.0001**	**-.0003**	**.1130**	**-.0000**
Stddev	.0001	.0041	.0001	.0002	.0002	.0001	.0009	.0029	.0000
%RSD	86.88	3.768	65.27	8.376	7.521	89.85	263.4	2.581	1379.
#1	.0001	.1133	.0000	.0030	.0023	-.0000	.0002	.1106	-.0000
#2	.0000	.1089	.0002	.0029	.0022	.0001	.0002	.1163	.0000
#3	.0002	.1051	.0003	.0026	.0026	.0002	-.0013	.1122	.0000

Elem	Ce4040	Co2286	Cr2677	Cu3247	Fe2599	K_7664	Li6707	Mg2790	Mn2576
Units	ppm	ppm	ppm	ppm	ppm	ppm	ppm	ppm	ppm
Avg	**.0009**	**.0002**	**.0015**	**.0011**	**.0751**	**-.0565**	**-.0011**	**-.0231**	**.0020**
Stddev	.0015	.0002	.0001	.0002	.0046	.0208	.0006	.0412	.0000
%RSD	173.5	75.12	5.509	20.97	6.180	36.72	54.42	178.4	1.378
#1	.0022	.0001	.0015	.0012	.0805	-.0722	-.0006	.0068	.0020
#2	-.0007	.0001	.0016	.0009	.0729	-.0644	-.0010	-.0060	.0019
#3	.0011	.0004	.0015	.0013	.0720	-.0330	-.0017	-.0702	.0020

Elem	Mo2020	Na5895	Ni2316	P_1774	Pb2203	S_1820	Sb2068	Se1960	Si2124
Units	ppm	ppm	ppm	ppm	ppm	ppm	ppm	ppm	ppm
Avg	**.0006**	**-.1363**	**.0004**	**.0229**	**.0007**	**.0107**	**.0006**	**.0011**	**.0166**
Stddev	.0001	.0080	.0002	.0006	.0011	.0014	.0006	.0008	.0004
%RSD	21.12	5.898	52.54	2.694	158.9	13.14	101.1	75.54	2.623
#1	.0006	-.1406	.0003	.0234	.0015	.0108	.0012	.0014	.0170
#2	.0007	-.1413	.0003	.0222	.0013	.0121	.0002	.0002	.0161
#3	.0005	-.1270	.0007	.0230	-.0006	.0093	.0002	.0017	.0167

Elem	Sn1899	Sr4077	Ti3349	Tl1908	V_2924	W_2079	Zn2062	Zr3391
Units	ppm	ppm	ppm	ppm	ppm	ppm	ppm	ppm
Avg	**.0229**	**.0006**	**.0042**	**.0003**	**.0004**	**.0009**	**.0181**	**.0005**
Stddev	.0005	.0001	.0002	.0011	.0002	.0007	.0001	.0001
%RSD	2.340	14.20	5.026	419.9	42.29	76.42	.6748	28.09
#1	.0225	.0006	.0045	.0006	.0005	.0012	.0181	.0006
#2	.0228	.0006	.0040	.0012	.0002	.0014	.0183	.0004
#3	.0235	.0005	.0042	-.0010	.0006	.0001	.0180	.0004

Zoom In Zoom Out

Sample Name: mp28146-mb1conf Acquired: 8/23/2021 16:16:11 Type: Unk
Method: SGS 070219(v346) Mode: CONC Corr. Factor: 1.000000
User: admin Custom ID1: Custom ID2: Custom ID3:
Comment:

Int. Std.	In2306	Y_3600	Y_3710	Y_2243
Units	Cts/S	Cts/S	Cts/S	Cts/S
Avg	**8344.2**	**89252.**	**6982.7**	**3266.1**
Stddev	9.6	212.	3.6	4.8
%RSD	.11556	.23771	.05111	.14582
#1	8334.1	89251.	6980.3	3261.7
#2	8345.0	89465.	6981.0	3265.3
#3	8353.3	89041.	6986.8	3271.1

Zoom In Zoom Out

Sample Name: mp28146-b1conf Acquired: 8/23/2021 16:21:21 Type: Unk
Method: SGS 070219(v346) Mode: CONC Corr. Factor: 1.000000
User: admin Custom ID1: Custom ID2: Custom ID3:
Comment:

Elem	Ag3280	Al3961	As1890	B_2089	Ba4554	Be3130	Bi2230	Ca3179
Units	ppm	ppm	ppm	ppm	ppm	ppm	ppm	ppm
Avg	**.2403**	**25.24**	**1.874**	**1.875**	**1.893**	**1.936**	**.0051**	**25.56**
Stddev	.0006	.08	.004	.006	.003	.002	.0011	.09
%RSD	.2458	.3136	.2270	.2978	.1789	.0968	20.80	.3450
#1	.2409	25.20	1.874	1.879	1.891	1.934	.0050	25.50
#2	.2398	25.34	1.877	1.878	1.897	1.937	.0041	25.66
#3	.2401	25.20	1.869	1.869	1.890	1.938	.0062	25.52

Elem	Cd2288	Ce4040	Co2286	Cr2677	Cu3247	Fe2599	K_7664	Li6707
Units	ppm	ppm	ppm	ppm	ppm	ppm	ppm	ppm
Avg	**1.933**	**.1343**	**1.884**	**1.926**	**1.859**	**25.65**	**24.39**	**-.0008**
Stddev	.007	.0003	.007	.003	.003	.10	.09	.0002
%RSD	.3553	.2224	.3692	.1378	.1752	.4069	.3626	29.55
#1	1.937	.1339	1.887	1.929	1.857	25.56	24.32	-.0010
#2	1.938	.1344	1.889	1.923	1.858	25.76	24.49	-.0009
#3	1.926	.1345	1.876	1.925	1.863	25.62	24.36	-.0006

Elem	Mg2790	Mn2576	Mo2020	Na5895	Ni2316	P_1774	Pb2203	S_1820
Units	ppm	ppm	ppm	ppm	ppm	ppm	ppm	ppm
Avg	**24.88**	**1.969**	**1.923**	**24.64**	**1.906**	**1.974**	**1.916**	F **-.0662**
Stddev	.10	.005	.007	.06	.007	.004	.007	.0007
%RSD	.4126	.2651	.3515	.2361	.3502	.2045	.3882	1.059
#1	24.87	1.974	1.928	24.61	1.909	1.977	1.920	-.0668
#2	24.99	1.963	1.927	24.71	1.911	1.976	1.921	-.0655
#3	24.78	1.969	1.916	24.60	1.898	1.970	1.908	-.0664

Elem	Sb2068	Se1960	Si2124	Sn1899	Sr4077	Ti3349	Tl1908	V_2924
Units	ppm	ppm	ppm	ppm	ppm	ppm	ppm	ppm
Avg	**1.900**	**1.868**	**.1627**	**1.980**	**1.902**	**1.919**	**1.907**	**1.902**
Stddev	.006	.002	.0003	.003	.005	.002	.007	.003
%RSD	.3235	.0886	.1891	.1561	.2631	.1064	.3598	.1765
#1	1.906	1.870	.1627	1.982	1.900	1.920	1.915	1.905
#2	1.900	1.867	.1629	1.981	1.907	1.916	1.905	1.898
#3	1.894	1.867	.1623	1.977	1.898	1.920	1.902	1.901

Zoom In Zoom Out

Sample Name: mp28146-b1conf Acquired: 8/23/2021 16:21:21 Type: Unk
Method: SGS 070219(v346) Mode: CONC Corr. Factor: 1.000000
User: admin Custom ID1: Custom ID2: Custom ID3:
Comment:

Elem	W_2079	Zn2062	Zr3391
Units	ppm	ppm	ppm
Avg	**1.648**	**1.956**	**1.886**
Stddev	.004	.008	.003
%RSD	.2253	.4047	.1371
#1	1.649	1.958	1.888
#2	1.651	1.963	1.883
#3	1.644	1.948	1.887

Int. Std.	In2306	Y_3600	Y_3710	Y_2243
Units	Cts/S	Cts/S	Cts/S	Cts/S
Avg	**7598.4**	**85544.**	**6829.7**	**3167.0**
Stddev	21.7	261.	37.8	9.3
%RSD	.28617	.30525	.55402	.29261
#1	7585.7	85279.	6844.9	3162.3
#2	7586.0	85801.	6786.6	3161.0
#3	7623.5	85551.	6857.5	3177.6

Zoom In Zoom Out

Sample Name: mp28146-s1 Acquired: 8/23/2021 16:26:09 Type: Unk
Method: SGS 070219(v346) Mode: CONC Corr. Factor: 5.000000
User: admin Custom ID1: Custom ID2: Custom ID3:
Comment:

Elem	Ag3280	Al3961	As1890	B_2089	Ba4554	Be3130	Bi2230	Ca3179	Cd2288
Units	ppm	ppm	ppm	ppm	ppm	ppm	ppm	ppm	ppm
Avg	**.2893**	**301.7**	**1.977**	**1.747**	**4.512**	**2.065**	**.0536**	**37.81**	**2.093**
Stddev	.0007	.7	.005	.008	.008	.004	.0078	.07	.006
%RSD	.2364	.2323	.2463	.4691	.1683	.2041	14.59	.1760	.2860
#1	.2900	302.0	1.978	1.737	4.517	2.062	.0619	37.88	2.087
#2	.2886	302.3	1.982	1.751	4.516	2.070	.0525	37.81	2.099
#3	.2894	301.0	1.972	1.752	4.503	2.063	.0464	37.75	2.094

Elem	Ce4040	Co2286	Cr2677	Cu3247	Fe2599	K_7664	Li6707	Mg2790	Mn2576
Units	ppm	ppm	ppm	ppm	ppm	ppm	ppm	ppm	ppm
Avg	**.6354**	**2.124**	**2.509**	**2.216**	**391.8**	**159.3**	**.1815**	**122.6**	**4.801**
Stddev	.0031	.008	.013	.003	.7	.4	.0059	.5	.010
%RSD	.4903	.3778	.5080	.1335	.1798	.2703	3.240	.3941	.2137
#1	.6332	2.117	2.498	2.217	392.2	159.6	.1820	122.1	4.792
#2	.6389	2.123	2.523	2.212	392.3	159.6	.1871	122.8	4.812
#3	.6340	2.133	2.506	2.218	391.0	158.8	.1754	123.0	4.797

Elem	Mo2020	Na5895	Ni2316	P_1774	Pb2203	S_1820	Sb2068	Se1960	Si2124
Units	ppm	ppm	ppm	ppm	ppm	ppm	ppm	ppm	ppm
Avg	**1.977**	**29.10**	**2.331**	**7.442**	**2.116**	**.4827**	**.8610**	**1.943**	**4.297**
Stddev	.005	.02	.006	.039	.009	.0057	.0025	.015	.006
%RSD	.2386	.0663	.2437	.5255	.4334	1.190	.2850	.7862	.1412
#1	1.972	29.09	2.325	7.399	2.106	.4889	.8593	1.928	4.300
#2	1.978	29.09	2.336	7.476	2.122	.4817	.8638	1.959	4.301
#3	1.981	29.12	2.333	7.451	2.122	.4776	.8599	1.943	4.290

Elem	Sn1899	Sr4077	Ti3349	Tl1908	V_2924	W_2079	Zn2062	Zr3391
Units	ppm	ppm	ppm	ppm	ppm	ppm	ppm	ppm
Avg	**1.963**	**2.084**	**32.58**	**2.011**	**2.627**	**1.157**	**3.953**	**1.909**
Stddev	.003	.003	.02	.007	.006	.003	.013	.002
%RSD	.1671	.1263	.0490	.3354	.2165	.2538	.3216	.0927
#1	1.960	2.085	32.56	2.005	2.622	1.154	3.939	1.909
#2	1.964	2.086	32.59	2.009	2.633	1.158	3.964	1.911
#3	1.966	2.081	32.58	2.018	2.627	1.159	3.956	1.908

Zoom In Zoom Out

Sample Name: mp28146-s1 Acquired: 8/23/2021 16:26:09 Type: Unk
Method: SGS 070219(v346) Mode: CONC Corr. Factor: 5.000000
User: admin Custom ID1: Custom ID2: Custom ID3:
Comment:

Int. Std.	In2306	Y_3600	Y_3710	Y_2243
Units	Cts/S	Cts/S	Cts/S	Cts/S
Avg	**7651.3**	**86283.**	**6841.4**	**3216.6**
Stddev	11.3	395.	5.7	6.3
%RSD	.14793	.45768	.08353	.19594
#1	7644.1	86678.	6845.8	3213.5
#2	7645.5	85889.	6834.9	3212.5
#3	7664.4	86282.	6843.4	3223.9

Zoom In Zoom Out

Sample Name: mp28146-s2 Acquired: 8/23/2021 16:31:02 Type: Unk
Method: SGS 070219(v346) Mode: CONC Corr. Factor: 5.000000
User: admin Custom ID1: Custom ID2: Custom ID3:
Comment:

Elem	Ag3280	Al3961	As1890	B_2089	Ba4554	Be3130	Bi2230	Ca3179	Cd2288
Units	ppm	ppm	ppm	ppm	ppm	ppm	ppm	ppm	ppm
Avg	**.2960**	**320.0**	**1.911**	**1.771**	**4.677**	**2.085**	**.0435**	**37.47**	**2.094**
Stddev	.0044	1.3	.009	.004	.018	.005	.0020	.07	.003
%RSD	1.489	.4153	.4735	.1985	.3743	.2261	4.602	.1775	.1544
#1	.2910	321.5	1.905	1.775	4.697	2.091	.0454	37.52	2.094
#2	.2994	318.9	1.907	1.769	4.663	2.083	.0414	37.49	2.091
#3	.2976	319.6	1.922	1.770	4.672	2.082	.0438	37.40	2.098

Elem	Ce4040	Co2286	Cr2677	Cu3247	Fe2599	K_7664	Li6707	Mg2790	Mn2576
Units	ppm	ppm	ppm	ppm	ppm	ppm	ppm	ppm	ppm
Avg	**.6803**	**2.143**	**2.520**	**2.221**	**412.9**	**171.2**	**.1833**	**128.6**	**5.010**
Stddev	.0102	.006	.004	.010	1.7	.5	.0040	.6	.008
%RSD	1.499	.3017	.1500	.4379	.4038	.3008	2.209	.4671	.1638
#1	.6896	2.137	2.518	2.219	414.8	171.8	.1854	128.7	5.006
#2	.6694	2.144	2.524	2.231	412.4	171.1	.1786	129.0	5.020
#3	.6821	2.150	2.517	2.212	411.6	170.7	.1858	127.9	5.006

Elem	Mo2020	Na5895	Ni2316	P_1774	Pb2203	S_1820	Sb2068	Se1960	Si2124
Units	ppm	ppm	ppm	ppm	ppm	ppm	ppm	ppm	ppm
Avg	**1.919**	**29.34**	**2.346**	**6.310**	**2.141**	**.4870**	**.8065**	**1.942**	**5.031**
Stddev	.002	.10	.008	.010	.014	.0300	.0060	.006	.018
%RSD	.1056	.3528	.3283	.1631	.6542	6.152	.7440	.2967	.3577
#1	1.916	29.44	2.341	6.299	2.128	.5171	.8085	1.941	5.051
#2	1.920	29.23	2.342	6.319	2.141	.4868	.7998	1.948	5.015
#3	1.920	29.34	2.355	6.313	2.156	.4572	.8113	1.937	5.026

Elem	Sn1899	Sr4077	Ti3349	Tl1908	V_2924	W_2079	Zn2062	Zr3391
Units	ppm	ppm	ppm	ppm	ppm	ppm	ppm	ppm
Avg	**1.894**	**2.096**	**35.58**	**2.023**	**2.643**	**1.099**	**4.283**	**1.854**
Stddev	.004	.009	.01	.010	.003	.004	.016	.003
%RSD	.2217	.4181	.0414	.5157	.1068	.4028	.3773	.1839
#1	1.891	2.104	35.57	2.022	2.644	1.104	4.265	1.856
#2	1.892	2.086	35.57	2.012	2.646	1.097	4.288	1.856
#3	1.899	2.097	35.59	2.033	2.640	1.095	4.297	1.850

Zoom In Zoom Out

Sample Name: mp28146-s2 Acquired: 8/23/2021 16:31:02 Type: Unk
Method: SGS 070219(v346) Mode: CONC Corr. Factor: 5.000000
User: admin Custom ID1: Custom ID2: Custom ID3:
Comment:

Int. Std.	In2306	Y_3600	Y_3710	Y_2243
Units	Cts/S	Cts/S	Cts/S	Cts/S
Avg	**7617.0**	**86131.**	**6779.3**	**3210.1**
Stddev	6.1	174.	117.0	7.5
%RSD	.08005	.20220	1.7260	.23519
#1	7610.7	85938.	6833.6	3202.9
#2	7617.3	86180.	6859.2	3209.3
#3	7622.9	86276.	6645.0	3217.9

Zoom In Zoom Out

Sample Name: jd30038-6 Acquired: 8/23/2021 16:35:56 Type: Unk
Method: SGS 070219(v346) Mode: CONC Corr. Factor: 5.000000
User: admin Custom ID1: Custom ID2: Custom ID3:
Comment:

Elem	Ag3280	Al3961	As1890	B_2089	Ba4554	Be3130	Bi2230	Ca3179	Cd2288
Units	ppm	ppm	ppm	ppm	ppm	ppm	ppm	ppm	ppm
Avg	**.0417**	**245.0**	**.0306**	**.0111**	**2.639**	**.0146**	**.0415**	**12.09**	**.0121**
Stddev	.0014	.6	.0078	.0017	.009	.0003	.0024	.01	.0011
%RSD	3.303	.2609	25.31	15.67	.3496	2.290	5.852	.0966	9.048
#1	.0431	245.4	.0219	.0094	2.638	.0142	.0404	12.08	.0133
#2	.0416	245.4	.0331	.0109	2.648	.0149	.0398	12.09	.0117
#3	.0403	244.3	.0368	.0129	2.630	.0146	.0443	12.10	.0112

Elem	Ce4040	Co2286	Cr2677	Cu3247	Fe2599	K_7664	Li6707	Mg2790	Mn2576
Units	ppm	ppm	ppm	ppm	ppm	ppm	ppm	ppm	ppm
Avg	**.5535**	**.1307**	**.4679**	**.3134**	**383.4**	**142.3**	**.1774**	**99.53**	**2.815**
Stddev	.0018	.0021	.0018	.0018	.5	.2	.0036	.34	.003
%RSD	.3210	1.580	.3945	.5597	.1188	.1443	2.003	.3421	.1093
#1	.5555	.1317	.4701	.3145	383.9	142.5	.1756	99.64	2.816
#2	.5521	.1320	.4668	.3113	383.5	142.4	.1815	99.14	2.817
#3	.5529	.1283	.4669	.3143	383.0	142.1	.1752	99.80	2.811

Elem	Mo2020	Na5895	Ni2316	P_1774	Pb2203	S_1820	Sb2068	Se1960	Si2124
Units	ppm	ppm	ppm	ppm	ppm	ppm	ppm	ppm	ppm
Avg	**.0039**	**3.201**	**.3030**	**5.472**	**.0853**	**.5127**	**-.0157**	**-.0021**	**2.742**
Stddev	.0015	.039	.0001	.019	.0054	.0073	.0098	.0074	.042
%RSD	38.44	1.220	.0467	.3411	6.323	1.433	62.50	357.4	1.518
#1	.0041	3.164	.3030	5.490	.0915	.5069	-.0173	-.0093	2.787
#2	.0053	3.197	.3032	5.452	.0827	.5103	-.0052	.0055	2.733
#3	.0023	3.241	.3029	5.474	.0817	.5209	-.0246	-.0023	2.705

Elem	Sn1899	Sr4077	Ti3349	Tl1908	V_2924	W_2079	Zn2062	Zr3391
Units	ppm	ppm	ppm	ppm	ppm	ppm	ppm	ppm
Avg	**.0490**	**.0940**	**32.80**	**.0078**	**.6497**	**.0301**	**1.972**	**.0121**
Stddev	.0007	.0005	.03	.0049	.0031	.0039	.005	.0010
%RSD	1.346	.5294	.0995	62.86	.4838	12.96	.2403	8.500
#1	.0483	.0945	32.83	.0021	.6507	.0289	1.975	.0127
#2	.0489	.0935	32.81	.0106	.6522	.0344	1.974	.0126
#3	.0497	.0939	32.77	.0107	.6462	.0269	1.966	.0109

Zoom In Zoom Out

Sample Name: jd30038-6 Acquired: 8/23/2021 16:35:56 Type: Unk
Method: SGS 070219(v346) Mode: CONC Corr. Factor: 5.000000
User: admin Custom ID1: Custom ID2: Custom ID3:
Comment:

Int. Std.	In2306	Y_3600	Y_3710	Y_2243
Units	Cts/S	Cts/S	Cts/S	Cts/S
Avg	**7748.3**	**86793.**	**6772.7**	**3248.0**
Stddev	5.6	157.	42.7	.3
%RSD	.07218	.18099	.62987	.00922
#1	7744.1	86617.	6734.5	3248.2
#2	7746.2	86842.	6818.7	3248.1
#3	7754.7	86919.	6764.8	3247.6

Zoom In Zoom Out

Sample Name: mp28146-sd1 Acquired: 8/23/2021 16:40:57 Type: Unk
Method: SGS 070219(v346) Mode: CONC Corr. Factor: 25.000000
User: admin Custom ID1: Custom ID2: Custom ID3:
Comment:

Elem	Ag3280	Al3961	As1890	B_2089	Ba4554	Be3130	Bi2230	Ca3179	Cd2288
Units	ppm	ppm	ppm	ppm	ppm	ppm	ppm	ppm	ppm
Avg	**.0355**	**256.0**	**.0289**	**-.0286**	**2.732**	**.0141**	**.0293**	**12.69**	**.0108**
Stddev	.0008	.9	.0396	.0051	.010	.0013	.0401	.09	.0049
%RSD	2.229	.3344	137.1	17.73	.3507	8.982	137.0	.6806	45.41
#1	.0350	256.2	-.0160	-.0242	2.737	.0155	-.0126	12.77	.0054
#2	.0351	256.7	.0590	-.0275	2.739	.0130	.0330	12.72	.0150
#3	.0364	255.0	.0436	-.0341	2.721	.0138	.0674	12.60	.0121

Elem	Ce4040	Co2286	Cr2677	Cu3247	Fe2599	K_7664	Li6707	Mg2790	Mn2576
Units	ppm	ppm	ppm	ppm	ppm	ppm	ppm	ppm	ppm
Avg	**.5847**	**.1341**	**.4893**	**.3315**	**405.6**	**145.6**	**.1624**	**104.6**	**2.949**
Stddev	.0008	.0063	.0075	.0105	1.2	.3	.0061	.7	.002
%RSD	.1288	4.702	1.537	3.174	.2993	.1833	3.730	.6774	.0632
#1	.5842	.1269	.4976	.3406	404.2	145.7	.1560	105.1	2.948
#2	.5855	.1376	.4828	.3200	406.6	145.7	.1680	104.9	2.949
#3	.5843	.1380	.4877	.3339	405.9	145.2	.1633	103.8	2.951

Elem	Mo2020	Na5895	Ni2316	P_1774	Pb2203	S_1820	Sb2068	Se1960	Si2124
Units	ppm	ppm	ppm	ppm	ppm	ppm	ppm	ppm	ppm
Avg	**.0057**	**-.9734**	**.3092**	**5.693**	**.1027**	**.4772**	**.0055**	**.0166**	**2.418**
Stddev	.0025	.0865	.0080	.052	.0171	.0709	.0177	.0116	.052
%RSD	44.09	8.891	2.599	.9060	16.70	14.85	319.2	69.82	2.142
#1	.0045	-1.068	.3022	5.748	.1162	.5565	.0011	.0073	2.388
#2	.0039	-.9543	.3180	5.683	.1084	.4200	-.0095	.0129	2.389
#3	.0085	-.8980	.3076	5.646	.0834	.4551	.0250	.0296	2.478

Elem	Sn1899	Sr4077	Ti3349	Tl1908	V_2924	W_2079	Zn2062	Zr3391
Units	ppm	ppm	ppm	ppm	ppm	ppm	ppm	ppm
Avg	**.0395**	**.0978**	**33.89**	**.0007**	**.6621**	**.0954**	**2.109**	**.0160**
Stddev	.0157	.0007	.05	.0099	.0026	.0255	.012	.0038
%RSD	39.64	.7147	.1338	1334.	.3879	26.75	.5902	23.79
#1	.0567	.0971	33.87	.0087	.6646	.1222	2.111	.0119
#2	.0358	.0979	33.85	.0039	.6594	.0927	2.121	.0167
#3	.0260	.0985	33.94	-.0104	.6622	.0714	2.096	.0195

Zoom In Zoom Out

Sample Name: mp28146-sd1 Acquired: 8/23/2021 16:40:57 Type: Unk
Method: SGS 070219(v346) Mode: CONC Corr. Factor: 25.000000
User: admin Custom ID1: Custom ID2: Custom ID3:
Comment:

Int. Std.	In2306	Y_3600	Y_3710	Y_2243
Units	Cts/S	Cts/S	Cts/S	Cts/S
Avg	**8044.2**	**87555.**	**6709.8**	**3256.6**
Stddev	17.0	38.	35.2	8.2
%RSD	.21116	.04387	.52520	.25039
#1	8040.1	87542.	6745.1	3255.4
#2	8029.7	87599.	6709.7	3249.1
#3	8062.9	87525.	6674.6	3265.3

Zoom In Zoom Out

Sample Name: ccv Acquired: 8/23/2021 16:46:03 Type: QC
Method: SGS 070219(v346) Mode: CONC Corr. Factor: 1.000000
User: admin Custom ID1: Custom ID2: Custom ID3:
Comment:

Elem	Ag3280	Al3961	As1890	B_2089	Ba4554	Be3130	Bi2230	Ca3179	Cd2288
Units	ppm	ppm	ppm	ppm	ppm	ppm	ppm	ppm	ppm
Avg	**.2499**	**39.55**	**1.981**	**1.994**	**1.968**	**2.014**	**1.998**	**40.64**	**2.022**
Stddev	.0008	.07	.003	.003	.001	.003	.006	.02	.004
%RSD	.3337	.1872	.1447	.1616	.0447	.1691	.2982	.0375	.1938
#1	.2490	39.50	1.985	1.998	1.968	2.016	2.004	40.65	2.026
#2	.2506	39.64	1.980	1.994	1.969	2.010	1.998	40.64	2.023
#3	.2501	39.51	1.979	1.991	1.969	2.016	1.992	40.62	2.018
Check ?	Chk Pass	Chk Pass	Chk Pass	Chk Pass	Chk Pass	Chk Pass	Chk Pass	Chk Pass	Chk Pass
Value									
Range									

Elem	Ce4040	Co2286	Cr2677	Cu3247	Fe2599	K_7664	Li6707	Mg2790	Mn2576
Units	ppm	ppm	ppm	ppm	ppm	ppm	ppm	ppm	ppm
Avg	**2.013**	**1.985**	**2.019**	**1.930**	**40.57**	**39.01**	**1.944**	**40.15**	**2.054**
Stddev	.005	.003	.010	.006	.04	.06	.001	.15	.005
%RSD	.2568	.1721	.5133	.3332	.0872	.1571	.0412	.3665	.2384
#1	2.011	1.988	2.015	1.924	40.56	38.94	1.945	40.07	2.052
#2	2.009	1.987	2.011	1.936	40.54	39.04	1.943	40.05	2.051
#3	2.019	1.982	2.031	1.929	40.61	39.04	1.944	40.32	2.060
Check ?	Chk Pass	Chk Pass	Chk Pass	Chk Pass	Chk Pass	Chk Pass	Chk Pass	Chk Pass	Chk Pass
Value									
Range									

Elem	Mo2020	Na5895	Ni2316	P_1774	Pb2203	S_1820	Sb2068	Se1960	Si2124
Units	ppm	ppm	ppm	ppm	ppm	ppm	ppm	ppm	ppm
Avg	**2.015**	**39.33**	**2.016**	**2.117**	**2.026**	**2.002**	**1.994**	**1.971**	**4.976**
Stddev	.003	.01	.002	.010	.004	.008	.004	.002	.015
%RSD	.1494	.0290	.1062	.4573	.2048	.4109	.1863	.1072	.3044
#1	2.018	39.34	2.017	2.123	2.027	2.001	1.998	1.969	4.990
#2	2.015	39.33	2.017	2.122	2.029	2.011	1.994	1.973	4.978
#3	2.012	39.32	2.013	2.106	2.021	1.995	1.990	1.970	4.959
Check ?	Chk Pass	Chk Pass	Chk Pass	Chk Pass	Chk Pass	Chk Pass	Chk Pass	Chk Pass	Chk Pass
Value									
Range									

Zoom In Zoom Out

Sample Name: ccv Acquired: 8/23/2021 16:46:03 Type: QC
Method: SGS 070219(v346) Mode: CONC Corr. Factor: 1.000000
User: admin Custom ID1: Custom ID2: Custom ID3:
Comment:

Elem	Sn1899	Sr4077	Ti3349	Tl1908	V_2924	W_2079	Zn2062	Zr3391
Units	ppm	ppm	ppm	ppm	ppm	ppm	ppm	ppm
Avg	**2.052**	**1.980**	**2.023**	**1.999**	**1.994**	**2.011**	**2.037**	**1.999**
Stddev	.005	.001	.001	.009	.006	.003	.002	.003
%RSD	.2312	.0728	.0703	.4624	.3141	.1606	.1193	.1495
#1	2.049	1.980	2.022	1.993	1.993	2.013	2.037	1.998
#2	2.058	1.978	2.024	1.995	1.989	2.013	2.040	1.997
#3	2.050	1.981	2.024	2.010	2.001	2.008	2.035	2.002
Check ?	Chk Pass	Chk Pass	Chk Pass	Chk Pass	Chk Pass	Chk Pass	Chk Pass	Chk Pass
Value								
Range								

Int. Std.	In2306	Y_3600	Y_3710	Y_2243
Units	Cts/S	Cts/S	Cts/S	Cts/S
Avg	**7403.5**	**84106.**	**6648.4**	**3157.9**
Stddev	6.0	320.	23.5	3.6
%RSD	.08144	.38029	.35403	.11283
#1	7397.4	84390.	6674.7	3154.3
#2	7403.6	84168.	6641.1	3158.2
#3	7409.5	83760.	6629.3	3161.4

Zoom In Zoom Out

Sample Name: ccb Acquired: 8/23/2021 16:50:50 Type: QC
Method: SGS 070219(v346) Mode: CONC Corr. Factor: 1.000000
User: admin Custom ID1: Custom ID2: Custom ID3:
Comment:

Elem	Ag3280	Al3961	As1890	B_2089	Ba4554	Be3130	Bi2230	Ca3179	Cd2288
Units	ppm	ppm	ppm	ppm	ppm	ppm	ppm	ppm	ppm
Avg	**-.0001**	**.0104**	**.0004**	**.0007**	**.0000**	**-.0000**	**-.0005**	**-.0012**	**.0000**
Stddev	.0003	.0073	.0021	.0002	.0002	.0001	.0009	.0007	.0000
%RSD	304.2	70.31	557.5	27.70	524.7	557.4	163.6	56.24	160.6
#1	-.0002	.0070	.0027	.0010	.0001	-.0001	.0004	-.0005	.0001
#2	.0003	.0054	-.0014	.0006	.0001	.0000	-.0014	-.0018	.0001
#3	-.0004	.0189	-.0001	.0007	-.0001	.0001	-.0006	-.0013	-.0000
Check ?	Chk Pass	Chk Pass	Chk Pass	Chk Pass	Chk Pass	Chk Pass	Chk Pass	Chk Pass	Chk Pass
High Limit									
Low Limit									

Elem	Ce4040	Co2286	Cr2677	Cu3247	Fe2599	K_7664	Li6707	Mg2790	Mn2576
Units	ppm	ppm	ppm	ppm	ppm	ppm	ppm	ppm	ppm
Avg	**-.0022**	**.0001**	**-.0001**	**-.0005**	**.0041**	**-.0724**	**.0001**	**-.0039**	**-.0000**
Stddev	.0010	.0001	.0001	.0005	.0022	.0144	.0007	.0245	.0000
%RSD	46.06	143.6	146.5	113.1	54.39	19.93	1116.	626.4	379.5
#1	-.0029	.0003	-.0002	.0001	.0027	-.0866	.0008	.0043	.0000
#2	-.0011	.0000	-.0000	-.0009	.0066	-.0578	-.0007	-.0314	.0000
#3	-.0028	-.0000	-.0000	-.0006	.0029	-.0728	.0001	.0154	-.0000
Check ?	Chk Pass	Chk Pass	Chk Pass	Chk Pass	Chk Pass	Chk Pass	Chk Pass	Chk Pass	Chk Pass
High Limit									
Low Limit									

Elem	Mo2020	Na5895	Ni2316	P_1774	Pb2203	S_1820	Sb2068	Se1960	Si2124
Units	ppm	ppm	ppm	ppm	ppm	ppm	ppm	ppm	ppm
Avg	**.0004**	**-.2245**	**-.0005**	**-.0029**	**.0001**	**-.0021**	**-.0001**	**.0005**	**.0008**
Stddev	.0002	.0042	.0002	.0005	.0004	.0013	.0005	.0006	.0006
%RSD	33.69	1.857	44.83	17.53	467.1	62.48	953.7	123.2	78.36
#1	.0006	-.2202	-.0008	-.0032	-.0004	-.0006	-.0005	.0006	.0008
#2	.0004	-.2248	-.0004	-.0023	.0005	-.0030	-.0002	-.0002	.0014
#3	.0003	-.2285	-.0004	-.0031	.0001	-.0026	.0005	.0011	.0002
Check ?	Chk Pass	Chk Pass	Chk Pass	Chk Pass	Chk Pass	Chk Pass	Chk Pass	Chk Pass	Chk Pass
High Limit									
Low Limit									

Zoom In Zoom Out

Sample Name: ccb Acquired: 8/23/2021 16:50:50 Type: QC
Method: SGS 070219(v346) Mode: CONC Corr. Factor: 1.000000
User: admin Custom ID1: Custom ID2: Custom ID3:
Comment:

Elem	Sn1899	Sr4077	Ti3349	Tl1908	V_2924	W_2079	Zn2062	Zr3391
Units	ppm	ppm	ppm	ppm	ppm	ppm	ppm	ppm
Avg	**-.0005**	**.0000**	**-.0002**	**-.0001**	**.0001**	**.0035**	**.0002**	**.0003**
Stddev	.0007	.0001	.0004	.0005	.0001	.0007	.0001	.0002
%RSD	126.2	254.9	189.4	357.1	123.0	18.65	38.56	64.15
#1	-.0010	-.0000	-.0002	-.0001	.0001	.0028	.0001	.0005
#2	.0002	.0001	.0002	-.0006	-.0000	.0041	.0002	.0003
#3	-.0008	.0000	-.0006	.0003	.0002	.0036	.0003	.0001
Check ?	Chk Pass	Chk Pass	Chk Pass	Chk Pass	Chk Pass	Chk Pass	Chk Pass	Chk Pass
High Limit								
Low Limit								

Int. Std.	In2306	Y_3600	Y_3710	Y_2243
Units	Cts/S	Cts/S	Cts/S	Cts/S
Avg	**8230.1**	**87218.**	**6752.8**	**3236.1**
Stddev	8.5	268.	17.0	3.5
%RSD	.10292	.30674	.25102	.10900
#1	8230.5	87254.	6764.9	3236.0
#2	8221.5	87466.	6733.5	3232.6
#3	8238.4	86934.	6760.2	3239.7

Zoom In Zoom Out

Sample Name: mp28146-ps1 Acquired: 8/23/2021 16:56:01 Type: Unk
Method: SGS 070219(v346) Mode: CONC Corr. Factor: 1.000000
User: admin Custom ID1: Custom ID2: Custom ID3:
Comment:

Elem	Ag3280	Al3961	As1890	B_2089	Ba4554	Be3130	Bi2230	Ca3179	Cd2288
Units	ppm	ppm	ppm	ppm	ppm	ppm	ppm	ppm	ppm
Avg	**.2865**	**237.7**	**1.934**	**1.937**	**4.219**	**1.989**	**.0457**	**35.81**	**2.046**
Stddev	.0005	.1	.003	.003	.007	.002	.0025	.04	.005
%RSD	.1607	.0572	.1571	.1781	.1576	.1117	5.363	.1213	.2601
#1	.2861	237.6	1.935	1.933	4.218	1.987	.0485	35.78	2.040
#2	.2865	237.7	1.937	1.940	4.213	1.988	.0445	35.86	2.051
#3	.2870	237.9	1.931	1.939	4.226	1.991	.0441	35.80	2.046

Elem	Ce4040	Co2286	Cr2677	Cu3247	Fe2599	K_7664	Li6707	Mg2790	Mn2576
Units	ppm	ppm	ppm	ppm	ppm	ppm	ppm	ppm	ppm
Avg	**.6034**	**2.084**	**2.358**	**2.258**	F **332.9**	**150.8**	**.1544**	**110.2**	**4.264**
Stddev	.0024	.003	.006	.004	.2	.2	.0005	.3	.013
%RSD	.3968	.1584	.2715	.1889	.0488	.1480	.3161	.2541	.3146
#1	.6006	2.081	2.356	2.254	332.8	150.7	.1542	109.9	4.275
#2	.6043	2.087	2.365	2.262	332.9	150.7	.1541	110.5	4.249
#3	.6051	2.085	2.353	2.258	333.1	151.1	.1550	110.3	4.268

Elem	Mo2020	Na5895	Ni2316	P_1774	Pb2203	S_1820	Sb2068	Se1960	Si2124
Units	ppm	ppm	ppm	ppm	ppm	ppm	ppm	ppm	ppm
Avg	**1.893**	**29.42**	**2.246**	**6.768**	**2.038**	**.3716**	**1.901**	**1.946**	**1.984**
Stddev	.004	.05	.004	.009	.003	.0021	.002	.007	.007
%RSD	.2147	.1800	.1786	.1325	.1301	.5683	.1182	.3382	.3540
#1	1.888	29.41	2.242	6.761	2.035	.3692	1.902	1.953	1.983
#2	1.894	29.37	2.249	6.765	2.038	.3726	1.902	1.940	1.978
#3	1.895	29.47	2.248	6.778	2.040	.3730	1.898	1.944	1.992

Elem	Sn1899	Sr4077	Ti3349	Tl1908	V_2924	W_2079	Zn2062	Zr3391
Units	ppm	ppm	ppm	ppm	ppm	ppm	ppm	ppm
Avg	**1.932**	**2.043**	F **29.36**	**1.908**	**2.502**	**1.806**	**3.549**	**1.919**
Stddev	.002	.004	.12	.003	.006	.004	.003	.004
%RSD	.1104	.1931	.4028	.1570	.2319	.2344	.0823	.2021
#1	1.932	2.042	29.48	1.907	2.498	1.802	3.547	1.916
#2	1.930	2.040	29.24	1.911	2.508	1.807	3.553	1.923
#3	1.935	2.048	29.35	1.905	2.498	1.811	3.548	1.917

Zoom In Zoom Out

Sample Name: mp28146-ps1 Acquired: 8/23/2021 16:56:01 Type: Unk
Method: SGS 070219(v346) Mode: CONC Corr. Factor: 1.000000
User: admin Custom ID1: Custom ID2: Custom ID3:
Comment:

Int. Std.	In2306	Y_3600	Y_3710	Y_2243
Units	Cts/S	Cts/S	Cts/S	Cts/S
Avg	**7216.0**	**85076.**	**7014.9**	**3177.7**
Stddev	8.2	184.	28.9	2.0
%RSD	.11309	.21641	.41184	.06447
#1	7216.6	85239.	7042.9	3178.7
#2	7207.6	85114.	7016.6	3175.4
#3	7223.9	84876.	6985.2	3179.1

Zoom In Zoom Out

Sample Name: mp28146-ps1 Acquired: 8/23/2021 17:01:01 Type: Unk
Method: SGS 070219(v346) Mode: CONC Corr. Factor: 5.000000
User: admin Custom ID1: Custom ID2: Custom ID3:
Comment:

Elem	Ag3280	Al3961	As1890	B_2089	Ba4554	Be3130	Bi2230	Ca3179	Cd2288
Units	ppm	ppm	ppm	ppm	ppm	ppm	ppm	ppm	ppm
Avg	**.3052**	**255.7**	**2.089**	**2.176**	**4.578**	**2.209**	**.0473**	**40.34**	**2.254**
Stddev	.0022	.9	.017	.012	.014	.009	.0091	.11	.007
%RSD	.7167	.3520	.8067	.5382	.2975	.4063	19.18	.2841	.3174
#1	.3050	256.7	2.078	2.183	4.593	2.219	.0553	40.44	2.258
#2	.3031	254.9	2.108	2.182	4.567	2.201	.0492	40.22	2.258
#3	.3075	255.6	2.080	2.162	4.573	2.207	.0375	40.37	2.246

Elem	Ce4040	Co2286	Cr2677	Cu3247	Fe2599	K_7664	Li6707	Mg2790	Mn2576
Units	ppm	ppm	ppm	ppm	ppm	ppm	ppm	ppm	ppm
Avg	**.6834**	**2.285**	**2.642**	**2.331**	**386.1**	**160.5**	**.1622**	**120.8**	**4.880**
Stddev	.0108	.009	.009	.007	1.6	.6	.0016	.4	.013
%RSD	1.582	.4161	.3590	.2855	.4149	.3555	1.002	.3681	.2648
#1	.6886	2.292	2.637	2.326	387.8	161.0	.1633	121.3	4.877
#2	.6907	2.289	2.653	2.339	384.6	159.9	.1628	120.4	4.894
#3	.6710	2.274	2.636	2.330	385.8	160.7	.1603	120.8	4.868

Elem	Mo2020	Na5895	Ni2316	P_1774	Pb2203	S_1820	Sb2068	Se1960	Si2124
Units	ppm	ppm	ppm	ppm	ppm	ppm	ppm	ppm	ppm
Avg	**2.137**	**30.70**	**2.488**	**7.452**	**2.277**	**.4263**	**2.064**	**2.118**	**2.094**
Stddev	.005	.12	.009	.040	.006	.0045	.013	.014	.015
%RSD	.2202	.3802	.3766	.5370	.2764	1.048	.6319	.6384	.7020
#1	2.140	30.83	2.494	7.494	2.270	.4280	2.070	2.127	2.103
#2	2.140	30.62	2.492	7.449	2.280	.4297	2.072	2.124	2.101
#3	2.132	30.65	2.477	7.414	2.281	.4213	2.049	2.102	2.077

Elem	Sn1899	Sr4077	Ti3349	Tl1908	V_2924	W_2079	Zn2062	Zr3391
Units	ppm	ppm	ppm	ppm	ppm	ppm	ppm	ppm
Avg	**2.211**	**2.205**	**32.89**	**2.206**	**2.766**	**2.080**	**4.102**	**2.073**
Stddev	.013	.009	.07	.017	.008	.018	.019	.002
%RSD	.5959	.3896	.2192	.7740	.2949	.8504	.4527	.0948
#1	2.215	2.215	32.92	2.220	2.766	2.097	4.109	2.073
#2	2.221	2.199	32.95	2.210	2.774	2.080	4.116	2.075
#3	2.196	2.202	32.81	2.187	2.758	2.062	4.080	2.071

Zoom In Zoom Out

Sample Name: mp28146-ps1 Acquired: 8/23/2021 17:01:01 Type: Unk
Method: SGS 070219(v346) Mode: CONC Corr. Factor: 5.000000
User: admin Custom ID1: Custom ID2: Custom ID3:
Comment:

Int. Std.	In2306	Y_3600	Y_3710	Y_2243
Units	Cts/S	Cts/S	Cts/S	Cts/S
Avg	**7662.0**	**86152.**	**6799.3**	**3225.4**
Stddev	15.4	347.	17.0	8.6
%RSD	.20073	.40264	.25012	.26667
#1	7647.4	86131.	6788.4	3216.9
#2	7660.7	85817.	6818.9	3225.4
#3	7678.1	86510.	6790.7	3234.1

Zoom In Zoom Out

Sample Name: jd30019-1 Acquired: 8/23/2021 17:05:49 Type: Unk
Method: SGS 070219(v346) Mode: CONC Corr. Factor: 2.000000
User: admin Custom ID1: Custom ID2: Custom ID3:
Comment:

Elem	Ag3280	Al3961	As1890	B_2089	Ba4554	Be3130	Bi2230	Ca3179	Cd2288
Units	ppm	ppm	ppm	ppm	ppm	ppm	ppm	ppm	ppm
Avg	**.0123**	**111.7**	**.0188**	**.0138**	**1.078**	**.0077**	**.0088**	**79.77**	**.0038**
Stddev	.0001	.2	.0026	.0010	.003	.0002	.0019	.12	.0004
%RSD	.7544	.1806	13.78	7.099	.2956	2.640	21.21	.1539	9.277
#1	.0123	111.8	.0187	.0127	1.081	.0075	.0109	79.85	.0038
#2	.0122	111.8	.0213	.0147	1.077	.0079	.0076	79.82	.0034
#3	.0123	111.4	.0162	.0139	1.075	.0076	.0078	79.63	.0041

Elem	Ce4040	Co2286	Cr2677	Cu3247	Fe2599	K_7664	Li6707	Mg2790	Mn2576
Units	ppm	ppm	ppm	ppm	ppm	ppm	ppm	ppm	ppm
Avg	**.7054**	**.0759**	**.1794**	**.1815**	**196.8**	**43.32**	**.1522**	**69.39**	**2.653**
Stddev	.0024	.0002	.0006	.0008	.3	.20	.0015	.14	.008
%RSD	.3388	.2303	.3139	.4445	.1370	.4539	.9884	.1989	.3143
#1	.7028	.0757	.1788	.1814	197.0	43.52	.1530	69.39	2.645
#2	.7075	.0760	.1797	.1808	197.0	43.30	.1505	69.53	2.652
#3	.7059	.0760	.1798	.1824	196.5	43.13	.1532	69.25	2.662

Elem	Mo2020	Na5895	Ni2316	P_1774	Pb2203	S_1820	Sb2068	Se1960	Si2124
Units	ppm	ppm	ppm	ppm	ppm	ppm	ppm	ppm	ppm
Avg	**.0062**	**.7933**	**.1488**	**7.341**	**.0901**	**.3837**	**-.0041**	**-.0006**	**1.651**
Stddev	.0003	.0049	.0001	.011	.0007	.0038	.0015	.0013	.009
%RSD	4.671	.6214	.0611	.1524	.8158	.9974	35.92	212.8	.5502
#1	.0064	.7900	.1489	7.345	.0894	.3869	-.0029	-.0009	1.651
#2	.0059	.7990	.1488	7.349	.0909	.3848	-.0037	.0008	1.661
#3	.0063	.7908	.1487	7.328	.0901	.3795	-.0058	-.0017	1.642

Elem	Sn1899	Sr4077	Ti3349	Tl1908	V_2924	W_2079	Zn2062	Zr3391
Units	ppm	ppm	ppm	ppm	ppm	ppm	ppm	ppm
Avg	**.0250**	**.1597**	**9.393**	**.0025**	**.2545**	**.0340**	**.4900**	**.0547**
Stddev	.0018	.0004	.021	.0024	.0015	.0026	.0015	.0002
%RSD	7.210	.2625	.2243	95.96	.6050	7.571	.3127	.3962
#1	.0236	.1599	9.369	-.0002	.2528	.0338	.4909	.0547
#2	.0270	.1599	9.404	.0043	.2553	.0367	.4909	.0550
#3	.0243	.1592	9.407	.0034	.2556	.0316	.4883	.0546

Zoom In Zoom Out

Sample Name: jd30019-1 Acquired: 8/23/2021 17:05:49 Type: Unk
Method: SGS 070219(v346) Mode: CONC Corr. Factor: 2.000000
User: admin Custom ID1: Custom ID2: Custom ID3:
Comment:

Int. Std.	In2306	Y_3600	Y_3710	Y_2243
Units	Cts/S	Cts/S	Cts/S	Cts/S
Avg	**7598.3**	**86782.**	**6855.3**	**3222.0**
Stddev	5.7	243.	20.3	4.1
%RSD	.07534	.28002	.29591	.12611
#1	7592.4	87002.	6877.6	3218.0
#2	7598.4	86822.	6850.1	3221.9
#3	7603.9	86521.	6838.1	3226.2

Zoom In Zoom Out

Sample Name: jd30019-2 Acquired: 8/23/2021 17:10:46 Type: Unk
Method: SGS 070219(v346) Mode: CONC Corr. Factor: 5.000000
User: admin Custom ID1: Custom ID2: Custom ID3:
Comment:

Elem	Ag3280	Al3961	As1890	B_2089	Ba4554	Be3130	Bi2230	Ca3179	Cd2288
Units	ppm	ppm	ppm	ppm	ppm	ppm	ppm	ppm	ppm
Avg	**.0076**	**63.28**	**.0597**	**.0044**	**.4275**	**.0030**	**.0077**	**858.1**	**.0050**
Stddev	.0007	.65	.0043	.0066	.0046	.0004	.0017	8.2	.0010
%RSD	9.680	1.025	7.153	148.2	1.075	11.86	22.20	.9565	20.28
#1	.0068	62.65	.0618	.0106	.4226	.0033	.0085	849.6	.0061
#2	.0078	63.26	.0625	.0052	.4282	.0026	.0058	858.9	.0048
#3	.0083	63.94	.0548	-.0025	.4317	.0030	.0089	865.9	.0041

Elem	Ce4040	Co2286	Cr2677	Cu3247	Fe2599	K_7664	Li6707	Mg2790	Mn2576
Units	ppm	ppm	ppm	ppm	ppm	ppm	ppm	ppm	ppm
Avg	**.6891**	**.0598**	**.1148**	**.1402**	**153.3**	**16.48**	**.0668**	**417.2**	**3.748**
Stddev	.0155	.0009	.0021	.0015	1.6	.13	.0067	4.0	.016
%RSD	2.242	1.445	1.857	1.101	1.014	.7658	10.06	.9688	.4193
#1	.6748	.0592	.1128	.1388	151.6	16.36	.0707	412.7	3.732
#2	.7055	.0608	.1145	.1401	153.7	16.47	.0591	418.5	3.749
#3	.6869	.0594	.1170	.1419	154.6	16.61	.0707	420.5	3.763

Elem	Mo2020	Na5895	Ni2316	P_1774	Pb2203	S_1820	Sb2068	Se1960	Si2124
Units	ppm	ppm	ppm	ppm	ppm	ppm	ppm	ppm	ppm
Avg	**.0091**	**-.3394**	**.1663**	**4.638**	**.4757**	**7.120**	**.0012**	**-.0008**	**1.499**
Stddev	.0007	.0452	.0024	.016	.0051	.028	.0074	.0098	.011
%RSD	7.947	13.31	1.446	.3445	1.066	.3867	629.7	1249.	.7613
#1	.0095	-.3820	.1640	4.635	.4708	7.088	-.0029	.0040	1.504
#2	.0082	-.3441	.1688	4.656	.4809	7.136	-.0033	-.0121	1.508
#3	.0094	-.2921	.1660	4.624	.4755	7.136	.0097	.0057	1.486

Elem	Sn1899	Sr4077	Ti3349	Tl1908	V_2924	W_2079	Zn2062	Zr3391
Units	ppm	ppm	ppm	ppm	ppm	ppm	ppm	ppm
Avg	**.0171**	**.7067**	**3.598**	**-.0012**	**.3046**	**.0510**	**.5570**	**.0694**
Stddev	.0025	.0079	.020	.0056	.0017	.0095	.0006	.0006
%RSD	14.53	1.115	.5597	464.5	.5697	18.56	.1163	.8895
#1	.0199	.6978	3.575	.0053	.3027	.0578	.5563	.0687
#2	.0163	.7130	3.607	-.0044	.3058	.0551	.5571	.0697
#3	.0151	.7092	3.612	-.0045	.3054	.0402	.5576	.0699

Zoom In Zoom Out

Sample Name: jd30019-2 Acquired: 8/23/2021 17:10:46 Type: Unk
Method: SGS 070219(v346) Mode: CONC Corr. Factor: 5.000000
User: admin Custom ID1: Custom ID2: Custom ID3:
Comment:

Int. Std.	In2306	Y_3600	Y_3710	Y_2243
Units	Cts/S	Cts/S	Cts/S	Cts/S
Avg	**7222.6**	**83895.**	**6740.6**	**3101.8**
Stddev	7.7	56.	25.7	6.7
%RSD	.10597	.06711	.38093	.21648
#1	7219.8	83830.	6713.0	3097.4
#2	7216.8	83933.	6763.8	3098.5
#3	7231.3	83921.	6744.9	3109.5

Zoom In Zoom Out

Sample Name: jd30019-3 Acquired: 8/23/2021 17:15:46 Type: Unk
Method: SGS 070219(v346) Mode: CONC Corr. Factor: 2.000000
User: admin Custom ID1: Custom ID2: Custom ID3:
Comment:

Elem	Ag3280	Al3961	As1890	B_2089	Ba4554	Be3130	Bi2230	Ca3179	Cd2288
Units	ppm	ppm	ppm	ppm	ppm	ppm	ppm	ppm	ppm
Avg	**.0105**	**100.5**	**.0239**	**.2641**	**.9606**	**.0061**	**.0081**	**33.37**	**.0085**
Stddev	.0004	.3	.0010	.0013	.0043	.0005	.0009	.04	.0005
%RSD	3.883	.2734	4.358	.5088	.4444	7.456	10.61	.1261	5.469
#1	.0110	100.5	.0229	.2654	.9601	.0057	.0072	33.39	.0081
#2	.0103	100.2	.0250	.2642	.9566	.0061	.0081	33.32	.0090
#3	.0102	100.8	.0239	.2627	.9651	.0066	.0089	33.39	.0083

Elem	Ce4040	Co2286	Cr2677	Cu3247	Fe2599	K_7664	Li6707	Mg2790	Mn2576
Units	ppm	ppm	ppm	ppm	ppm	ppm	ppm	ppm	ppm
Avg	**.6189**	**.0946**	**.1571**	**.6382**	**220.8**	**26.49**	**.1141**	**47.28**	**2.345**
Stddev	.0061	.0005	.0010	.0021	.6	.03	.0005	.06	.004
%RSD	.9883	.5527	.6602	.3358	.2588	.1278	.4187	.1354	.1834
#1	.6202	.0952	.1559	.6358	220.3	26.50	.1137	47.21	2.340
#2	.6242	.0946	.1575	.6389	220.7	26.45	.1140	47.29	2.347
#3	.6122	.0941	.1579	.6399	221.5	26.52	.1147	47.34	2.347

Elem	Mo2020	Na5895	Ni2316	P_1774	Pb2203	S_1820	Sb2068	Se1960	Si2124
Units	ppm	ppm	ppm	ppm	ppm	ppm	ppm	ppm	ppm
Avg	**.0127**	**1.218**	**.1554**	**6.478**	**.5302**	**1.332**	**-.0049**	**-.0029**	**1.783**
Stddev	.0004	.004	.0009	.003	.0020	.004	.0014	.0033	.014
%RSD	2.804	.2862	.5776	.0384	.3861	.2924	29.41	115.5	.7879
#1	.0128	1.215	.1555	6.479	.5322	1.334	-.0062	-.0011	1.796
#2	.0123	1.217	.1563	6.475	.5281	1.328	-.0033	-.0068	1.786
#3	.0131	1.222	.1545	6.480	.5303	1.335	-.0052	-.0009	1.768

Elem	Sn1899	Sr4077	Ti3349	Tl1908	V_2924	W_2079	Zn2062	Zr3391
Units	ppm	ppm	ppm	ppm	ppm	ppm	ppm	ppm
Avg	**.0309**	**.1095**	**8.076**	**.0045**	**.5304**	**.0173**	**1.019**	**.0409**
Stddev	.0006	.0006	.009	.0016	.0011	.0008	.001	.0002
%RSD	2.012	.5726	.1171	34.83	.1988	4.831	.1057	.4555
#1	.0308	.1099	8.068	.0029	.5293	.0167	1.020	.0407
#2	.0316	.1088	8.074	.0060	.5313	.0168	1.018	.0409
#3	.0304	.1098	8.086	.0047	.5307	.0182	1.018	.0411

Zoom In Zoom Out

Sample Name: jd30019-3 Acquired: 8/23/2021 17:15:46 Type: Unk
Method: SGS 070219(v346) Mode: CONC Corr. Factor: 2.000000
User: admin Custom ID1: Custom ID2: Custom ID3:
Comment:

Int. Std.	In2306	Y_3600	Y_3710	Y_2243
Units	Cts/S	Cts/S	Cts/S	Cts/S
Avg	**7755.5**	**87649.**	**6937.4**	**3256.1**
Stddev	2.2	181.	19.2	1.4
%RSD	.02807	.20692	.27608	.04254
#1	7757.9	87854.	6959.5	3257.7
#2	7755.0	87510.	6926.0	3255.1
#3	7753.6	87583.	6926.6	3255.6

Zoom In Zoom Out

Sample Name: jd30019-4 Acquired: 8/23/2021 17:20:44 Type: Unk
Method: SGS 070219(v346) Mode: CONC Corr. Factor: 2.000000
User: admin Custom ID1: Custom ID2: Custom ID3:
Comment:

Elem	Ag3280	Al3961	As1890	B_2089	Ba4554	Be3130	Bi2230	Ca3179	Cd2288
Units	ppm	ppm	ppm	ppm	ppm	ppm	ppm	ppm	ppm
Avg	**.0122**	**111.3**	**.0196**	**.0092**	**1.069**	**.0070**	**.0091**	**20.81**	**.0034**
Stddev	.0010	.1	.0020	.0010	.002	.0003	.0011	.06	.0003
%RSD	8.258	.1133	10.41	10.54	.1493	4.414	12.16	.2693	8.509
#1	.0117	111.4	.0195	.0081	1.070	.0073	.0079	20.76	.0037
#2	.0134	111.4	.0216	.0098	1.070	.0071	.0101	20.87	.0031
#3	.0115	111.2	.0175	.0097	1.068	.0067	.0093	20.81	.0033

Elem	Ce4040	Co2286	Cr2677	Cu3247	Fe2599	K_7664	Li6707	Mg2790	Mn2576
Units	ppm	ppm	ppm	ppm	ppm	ppm	ppm	ppm	ppm
Avg	**.6092**	**.0787**	**.1707**	**.1377**	**197.8**	**49.28**	**.2112**	**48.78**	**2.688**
Stddev	.0036	.0004	.0013	.0011	.1	.11	.0026	.23	.007
%RSD	.5983	.5591	.7371	.7735	.0625	.2236	1.228	.4642	.2643
#1	.6050	.0791	.1694	.1366	197.8	49.34	.2085	48.73	2.681
#2	.6108	.0782	.1708	.1380	197.7	49.34	.2113	48.59	2.688
#3	.6118	.0788	.1719	.1386	197.9	49.15	.2137	49.03	2.695

Elem	Mo2020	Na5895	Ni2316	P_1774	Pb2203	S_1820	Sb2068	Se1960	Si2124
Units	ppm	ppm	ppm	ppm	ppm	ppm	ppm	ppm	ppm
Avg	**.0039**	**1.401**	**.1440**	**4.585**	**.0597**	**.1927**	**-.0032**	**.0015**	**1.625**
Stddev	.0007	.022	.0006	.024	.0005	.0032	.0004	.0028	.008
%RSD	17.02	1.604	.4377	.5280	.8013	1.656	11.43	181.4	.5016
#1	.0037	1.406	.1447	4.571	.0601	.1892	-.0029	.0005	1.633
#2	.0034	1.377	.1438	4.572	.0597	.1935	-.0031	.0047	1.623
#3	.0047	1.421	.1435	4.613	.0592	.1954	-.0036	-.0006	1.617

Elem	Sn1899	Sr4077	Ti3349	Tl1908	V_2924	W_2079	Zn2062	Zr3391
Units	ppm	ppm	ppm	ppm	ppm	ppm	ppm	ppm
Avg	**.0276**	**.1070**	**9.645**	**.0037**	**.2376**	**.0128**	**.5280**	**.0411**
Stddev	.0019	.0002	.045	.0018	.0009	.0009	.0017	.0001
%RSD	6.792	.1591	.4643	48.09	.3914	7.047	.3180	.3271
#1	.0293	.1069	9.600	.0040	.2366	.0137	.5299	.0409
#2	.0279	.1071	9.646	.0018	.2380	.0130	.5269	.0411
#3	.0256	.1072	9.689	.0053	.2384	.0119	.5271	.0411

Zoom In Zoom Out

Sample Name: jd30019-4 Acquired: 8/23/2021 17:20:44 Type: Unk
Method: SGS 070219(v346) Mode: CONC Corr. Factor: 2.000000
User: admin Custom ID1: Custom ID2: Custom ID3:
Comment:

Int. Std.	In2306	Y_3600	Y_3710	Y_2243
Units	Cts/S	Cts/S	Cts/S	Cts/S
Avg	**7713.3**	**87203.**	**6916.9**	**3249.1**
Stddev	24.9	97.	6.4	8.5
%RSD	.32256	.11104	.09213	.26080
#1	7684.6	87252.	6917.7	3239.4
#2	7726.5	87267.	6922.8	3255.1
#3	7728.7	87092.	6910.1	3252.8

Zoom In Zoom Out

Sample Name: jd30019-5 Acquired: 8/23/2021 17:25:42 Type: Unk
Method: SGS 070219(v346) Mode: CONC Corr. Factor: 2.000000
User: admin Custom ID1: Custom ID2: Custom ID3:
Comment:

Elem	Ag3280	Al3961	As1890	B_2089	Ba4554	Be3130	Bi2230	Ca3179	Cd2288
Units	ppm	ppm	ppm	ppm	ppm	ppm	ppm	ppm	ppm
Avg	**.0169**	**151.0**	**.0211**	**.0101**	**1.523**	**.0095**	**.0134**	**81.88**	**.0054**
Stddev	.0009	.2	.0024	.0009	.003	.0003	.0002	.18	.0004
%RSD	5.394	.1116	11.39	8.870	.1836	3.426	1.194	.2178	6.861
#1	.0179	151.1	.0213	.0092	1.521	.0092	.0133	82.08	.0050
#2	.0163	150.8	.0235	.0102	1.521	.0096	.0136	81.81	.0057
#3	.0164	151.0	.0187	.0110	1.526	.0098	.0134	81.74	.0056

Elem	Ce4040	Co2286	Cr2677	Cu3247	Fe2599	K_7664	Li6707	Mg2790	Mn2576
Units	ppm	ppm	ppm	ppm	ppm	ppm	ppm	ppm	ppm
Avg	**.9281**	**.1199**	**.2683**	**.2119**	**229.4**	**60.23**	**.1911**	**81.44**	**5.778**
Stddev	.0009	.0006	.0005	.0011	.5	.13	.0005	.47	.016
%RSD	.0955	.5253	.1910	.5129	.2038	.2225	.2507	.5769	.2686
#1	.9284	.1194	.2678	.2113	229.9	60.14	.1913	81.92	5.762
#2	.9287	.1199	.2684	.2132	229.4	60.17	.1915	81.41	5.779
#3	.9271	.1206	.2688	.2114	229.0	60.39	.1906	80.99	5.793

Elem	Mo2020	Na5895	Ni2316	P_1774	Pb2203	S_1820	Sb2068	Se1960	Si2124
Units	ppm	ppm	ppm	ppm	ppm	ppm	ppm	ppm	ppm
Avg	**.0029**	**1.339**	**.2613**	**8.415**	**.0749**	**.2176**	**-.0065**	**-.0020**	**1.702**
Stddev	.0002	.012	.0004	.026	.0006	.0085	.0026	.0024	.002
%RSD	7.516	.9218	.1661	.3056	.7492	3.920	40.36	121.0	.1157
#1	.0028	1.347	.2608	8.435	.0753	.2135	-.0074	-.0035	1.704
#2	.0029	1.325	.2616	8.386	.0751	.2274	-.0036	-.0032	1.703
#3	.0032	1.346	.2615	8.424	.0742	.2119	-.0086	.0008	1.700

Elem	Sn1899	Sr4077	Ti3349	Tl1908	V_2924	W_2079	Zn2062	Zr3391
Units	ppm	ppm	ppm	ppm	ppm	ppm	ppm	ppm
Avg	**.0274**	**.2153**	**12.89**	**.0012**	**.3578**	**.0128**	**.5560**	**.0504**
Stddev	.0008	.0005	.03	.0031	.0019	.0006	.0013	.0002
%RSD	2.752	.2408	.2518	267.9	.5306	4.929	.2379	.4539
#1	.0281	.2156	12.86	-.0010	.3557	.0122	.5547	.0506
#2	.0274	.2147	12.88	.0047	.3584	.0134	.5560	.0502
#3	.0266	.2155	12.93	-.0002	.3593	.0127	.5574	.0503

Zoom In Zoom Out

Sample Name: jd30019-5 Acquired: 8/23/2021 17:25:42 Type: Unk
Method: SGS 070219(v346) Mode: CONC Corr. Factor: 2.000000
User: admin Custom ID1: Custom ID2: Custom ID3:
Comment:

Int. Std.	In2306	Y_3600	Y_3710	Y_2243
Units	Cts/S	Cts/S	Cts/S	Cts/S
Avg	**7511.1**	**86581.**	**6899.3**	**3205.6**
Stddev	9.1	87.	18.0	3.3
%RSD	.12147	.10046	.26051	.10377
#1	7503.6	86680.	6879.8	3205.5
#2	7508.3	86518.	6902.9	3202.3
#3	7521.2	86545.	6915.3	3208.9

Zoom In Zoom Out

Sample Name: jd30019-6 Acquired: 8/23/2021 17:31:27 Type: Unk
Method: SGS 070219(v346) Mode: CONC Corr. Factor: 2.000000
User: admin Custom ID1: Custom ID2: Custom ID3:
Comment:

Elem	Ag3280	Al3961	As1890	B_2089	Ba4554	Be3130	Bi2230	Ca3179	Cd2288
Units	ppm	ppm	ppm	ppm	ppm	ppm	ppm	ppm	ppm
Avg	**.0137**	**105.7**	**.0137**	**.0029**	**1.238**	**.0069**	**.0121**	**93.50**	**.0032**
Stddev	.0003	.2	.0025	.0015	.004	.0002	.0014	.20	.0002
%RSD	2.298	.1893	17.87	50.81	.2925	2.301	11.20	.2186	5.326
#1	.0140	105.7	.0112	.0045	1.239	.0068	.0130	93.65	.0031
#2	.0134	105.6	.0161	.0025	1.234	.0070	.0127	93.27	.0034
#3	.0139	106.0	.0140	.0016	1.242	.0070	.0105	93.59	.0030

Elem	Ce4040	Co2286	Cr2677	Cu3247	Fe2599	K_7664	Li6707	Mg2790	Mn2576
Units	ppm	ppm	ppm	ppm	ppm	ppm	ppm	ppm	ppm
Avg	**.6430**	**.0767**	**.1770**	**.1222**	**189.5**	**52.02**	**.1437**	**61.66**	**2.167**
Stddev	.0051	.0002	.0005	.0008	.6	.20	.0011	.20	.002
%RSD	.7941	.2187	.2894	.6509	.3022	.3889	.7854	.3246	.0990
#1	.6456	.0769	.1765	.1231	189.8	51.94	.1445	61.71	2.167
#2	.6371	.0766	.1775	.1216	188.8	51.87	.1424	61.44	2.170
#3	.6463	.0768	.1771	.1219	189.9	52.25	.1441	61.84	2.165

Elem	Mo2020	Na5895	Ni2316	P_1774	Pb2203	S_1820	Sb2068	Se1960	Si2124
Units	ppm	ppm	ppm	ppm	ppm	ppm	ppm	ppm	ppm
Avg	**.0025**	**.8989**	**.1383**	**8.692**	**.0411**	**.2542**	**-.0068**	**-.0041**	**1.519**
Stddev	.0004	.0165	.0003	.018	.0002	.0058	.0009	.0044	.005
%RSD	15.89	1.840	.1908	.2050	.6013	2.288	12.92	107.0	.3642
#1	.0020	.8872	.1380	8.672	.0413	.2605	-.0058	-.0060	1.513
#2	.0027	.8917	.1385	8.699	.0408	.2529	-.0072	.0009	1.521
#3	.0027	.9178	.1385	8.706	.0412	.2491	-.0074	-.0073	1.524

Elem	Sn1899	Sr4077	Ti3349	Tl1908	V_2924	W_2079	Zn2062	Zr3391
Units	ppm	ppm	ppm	ppm	ppm	ppm	ppm	ppm
Avg	**.0280**	**.1889**	**11.44**	**.0032**	**.2617**	**.0086**	**.4394**	**.0277**
Stddev	.0010	.0002	.01	.0024	.0004	.0019	.0012	.0001
%RSD	3.574	.0919	.1040	75.14	.1696	22.09	.2740	.2657
#1	.0289	.1887	11.42	.0032	.2613	.0108	.4383	.0277
#2	.0269	.1888	11.44	.0057	.2622	.0077	.4407	.0276
#3	.0283	.1891	11.45	.0008	.2616	.0074	.4394	.0277

Zoom In Zoom Out

Sample Name: jd30019-6 Acquired: 8/23/2021 17:31:27 Type: Unk
Method: SGS 070219(v346) Mode: CONC Corr. Factor: 2.000000
User: admin Custom ID1: Custom ID2: Custom ID3:
Comment:

Int. Std.	In2306	Y_3600	Y_3710	Y_2243
Units	Cts/S	Cts/S	Cts/S	Cts/S
Avg	**7589.8**	**86153.**	**6835.5**	**3210.3**
Stddev	6.8	176.	32.5	6.1
%RSD	.08917	.20380	.47585	.19120
#1	7595.0	85984.	6801.3	3216.3
#2	7582.2	86143.	6866.0	3204.1
#3	7592.3	86334.	6839.3	3210.7

Zoom In Zoom Out

Sample Name: jd30038-1 Acquired: 8/23/2021 17:36:26 Type: Unk
Method: SGS 070219(v346) Mode: CONC Corr. Factor: 2.000000
User: admin Custom ID1: Custom ID2: Custom ID3:
Comment:

Elem	Ag3280	Al3961	As1890	B_2089	Ba4554	Be3130	Bi2230	Ca3179	Cd2288
Units	ppm	ppm	ppm	ppm	ppm	ppm	ppm	ppm	ppm
Avg	**.0130**	**115.0**	**.0275**	**.0189**	**1.217**	**.0072**	**.0117**	**112.8**	**.0041**
Stddev	.0005	.1	.0015	.0005	.002	.0003	.0019	.3	.0003
%RSD	3.947	.0739	5.440	2.536	.1366	3.968	16.47	.2417	8.024
#1	.0134	115.0	.0290	.0186	1.215	.0072	.0133	113.1	.0038
#2	.0132	115.1	.0260	.0195	1.219	.0075	.0123	112.6	.0045
#3	.0124	114.9	.0276	.0187	1.217	.0069	.0096	112.8	.0041

Elem	Ce4040	Co2286	Cr2677	Cu3247	Fe2599	K_7664	Li6707	Mg2790	Mn2576
Units	ppm	ppm	ppm	ppm	ppm	ppm	ppm	ppm	ppm
Avg	**.5423**	**.0668**	**.3761**	**.2359**	**182.6**	**44.77**	**.0928**	**70.05**	**2.803**
Stddev	.0014	.0002	.0009	.0013	.4	.01	.0016	.58	.003
%RSD	.2594	.3244	.2326	.5687	.2416	.0188	1.677	.8330	.0877
#1	.5434	.0667	.3752	.2360	183.1	44.77	.0919	70.34	2.803
#2	.5407	.0671	.3769	.2345	182.5	44.77	.0920	69.38	2.805
#3	.5429	.0667	.3764	.2372	182.3	44.78	.0946	70.43	2.801

Elem	Mo2020	Na5895	Ni2316	P_1774	Pb2203	S_1820	Sb2068	Se1960	Si2124
Units	ppm	ppm	ppm	ppm	ppm	ppm	ppm	ppm	ppm
Avg	**.0066**	**3.814**	**.2056**	**3.844**	**.5171**	**1.694**	**-.0068**	**.0010**	**1.588**
Stddev	.0004	.027	.0005	.008	.0042	.010	.0021	.0025	.007
%RSD	5.658	.6988	.2246	.2051	.8030	.5664	31.28	253.8	.4198
#1	.0064	3.839	.2057	3.842	.5168	1.699	-.0093	-.0007	1.595
#2	.0070	3.786	.2059	3.852	.5214	1.701	-.0060	.0039	1.586
#3	.0063	3.815	.2050	3.837	.5131	1.683	-.0053	-.0002	1.583

Elem	Sn1899	Sr4077	Ti3349	Tl1908	V_2924	W_2079	Zn2062	Zr3391
Units	ppm	ppm	ppm	ppm	ppm	ppm	ppm	ppm
Avg	**.0302**	**.3093**	**10.33**	**.0040**	**.3584**	**.0113**	**.7527**	**.0286**
Stddev	.0011	.0007	.00	.0004	.0018	.0020	.0039	.0001
%RSD	3.732	.2281	.0112	9.422	.5115	17.87	.5185	.4678
#1	.0292	.3094	10.33	.0037	.3568	.0090	.7553	.0285
#2	.0314	.3100	10.33	.0040	.3581	.0123	.7546	.0287
#3	.0299	.3086	10.33	.0044	.3604	.0127	.7482	.0286

Zoom In Zoom Out

Sample Name: jd30038-1 Acquired: 8/23/2021 17:36:26 Type: Unk
Method: SGS 070219(v346) Mode: CONC Corr. Factor: 2.000000
User: admin Custom ID1: Custom ID2: Custom ID3:
Comment:

Int. Std.	In2306	Y_3600	Y_3710	Y_2243
Units	Cts/S	Cts/S	Cts/S	Cts/S
Avg	**7538.9**	**86229.**	**6864.1**	**3195.4**
Stddev	12.5	221.	27.5	6.1
%RSD	.16533	.25614	.39993	.19023
#1	7539.8	86043.	6832.4	3198.7
#2	7526.0	86172.	6880.9	3188.4
#3	7550.9	86473.	6878.9	3199.1

Zoom In Zoom Out

Sample Name: jd30038-2 Acquired: 8/23/2021 17:41:24 Type: Unk
Method: SGS 070219(v346) Mode: CONC Corr. Factor: 5.000000
User: admin Custom ID1: Custom ID2: Custom ID3:
Comment:

Elem	Ag3280	Al3961	As1890	B_2089	Ba4554	Be3130	Bi2230	Ca3179	Cd2288
Units	ppm	ppm	ppm	ppm	ppm	ppm	ppm	ppm	ppm
Avg	**.0380**	**242.7**	**.0152**	**.0027**	**2.017**	**.0160**	**.0407**	**5.071**	**.0066**
Stddev	.0013	.7	.0020	.0009	.003	.0001	.0039	.053	.0003
%RSD	3.536	.2942	13.34	32.50	.1216	.8050	9.564	1.055	4.609
#1	.0380	243.5	.0172	.0019	2.020	.0159	.0452	5.038	.0069
#2	.0367	242.6	.0153	.0025	2.016	.0161	.0386	5.041	.0064
#3	.0393	242.1	.0132	.0036	2.016	.0161	.0383	5.132	.0064

Elem	Ce4040	Co2286	Cr2677	Cu3247	Fe2599	K_7664	Li6707	Mg2790	Mn2576
Units	ppm	ppm	ppm	ppm	ppm	ppm	ppm	ppm	ppm
Avg	**.9233**	**.1598**	**.5022**	**.3630**	**390.1**	**140.1**	**.1511**	**104.9**	**7.683**
Stddev	.0038	.0010	.0027	.0058	.4	.2	.0026	.4	.009
%RSD	.4106	.6026	.5349	1.586	.1106	.1430	1.694	.3557	.1193
#1	.9238	.1608	.4993	.3580	390.6	140.0	.1512	104.5	7.673
#2	.9192	.1598	.5027	.3693	389.8	140.4	.1536	105.1	7.685
#3	.9267	.1589	.5046	.3617	389.9	140.0	.1485	105.2	7.690

Elem	Mo2020	Na5895	Ni2316	P_1774	Pb2203	S_1820	Sb2068	Se1960	Si2124
Units	ppm	ppm	ppm	ppm	ppm	ppm	ppm	ppm	ppm
Avg	**.0195**	**2.462**	**.3551**	**3.636**	**.1049**	**.2518**	**-.0111**	**-.0005**	**1.940**
Stddev	.0012	.024	.0011	.015	.0032	.0126	.0031	.0083	.011
%RSD	5.960	.9538	.3111	.4121	3.029	5.002	27.97	1750.	.5758
#1	.0182	2.484	.3560	3.633	.1019	.2489	-.0122	.0055	1.932
#2	.0204	2.437	.3539	3.653	.1082	.2656	-.0076	-.0100	1.952
#3	.0200	2.464	.3554	3.624	.1046	.2409	-.0135	.0031	1.934

Elem	Sn1899	Sr4077	Ti3349	Tl1908	V_2924	W_2079	Zn2062	Zr3391
Units	ppm	ppm	ppm	ppm	ppm	ppm	ppm	ppm
Avg	**.0414**	**.0652**	**31.40**	**.0047**	**.5998**	**.0184**	**.9555**	**.0134**
Stddev	.0034	.0003	.01	.0019	.0015	.0050	.0010	.0004
%RSD	8.164	.5013	.0289	40.76	.2477	27.25	.1009	3.292
#1	.0434	.0651	31.40	.0054	.5981	.0176	.9563	.0129
#2	.0434	.0649	31.41	.0063	.6010	.0139	.9544	.0135
#3	.0375	.0656	31.40	.0026	.6003	.0238	.9557	.0138

Zoom In Zoom Out

Sample Name: jd30038-2 Acquired: 8/23/2021 17:41:24 Type: Unk
Method: SGS 070219(v346) Mode: CONC Corr. Factor: 5.000000
User: admin Custom ID1: Custom ID2: Custom ID3:
Comment:

Int. Std.	In2306	Y_3600	Y_3710	Y_2243
Units	Cts/S	Cts/S	Cts/S	Cts/S
Avg	**7757.8**	**86626.**	**6835.1**	**3249.6**
Stddev	10.0	162.	20.4	3.4
%RSD	.12918	.18673	.29907	.10480
#1	7747.3	86808.	6857.6	3251.5
#2	7758.8	86571.	6830.1	3245.6
#3	7767.2	86499.	6817.7	3251.5

Zoom In Zoom Out

Sample Name: ccv Acquired: 8/23/2021 17:46:28 Type: QC
Method: SGS 070219(v346) Mode: CONC Corr. Factor: 1.000000
User: admin Custom ID1: Custom ID2: Custom ID3:
Comment:

Elem	Ag3280	Al3961	As1890	B_2089	Ba4554	Be3130	Bi2230	Ca3179	Cd2288
Units	ppm	ppm	ppm	ppm	ppm	ppm	ppm	ppm	ppm
Avg	**.2489**	**39.39**	**1.989**	**1.997**	**1.961**	**2.000**	**1.998**	**40.50**	**2.027**
Stddev	.0010	.07	.002	.002	.005	.003	.007	.13	.003
%RSD	.3917	.1845	.0767	.0872	.2538	.1682	.3312	.3087	.1420
#1	.2480	39.30	1.988	1.997	1.955	1.996	2.004	40.36	2.030
#2	.2499	39.42	1.991	1.999	1.965	2.002	2.000	40.57	2.026
#3	.2488	39.44	1.989	1.995	1.962	2.003	1.991	40.58	2.025
Check ?	Chk Pass	Chk Pass	Chk Pass	Chk Pass	Chk Pass	Chk Pass	Chk Pass	Chk Pass	Chk Pass
Value									
Range									

Elem	Ce4040	Co2286	Cr2677	Cu3247	Fe2599	K_7664	Li6707	Mg2790	Mn2576
Units	ppm	ppm	ppm	ppm	ppm	ppm	ppm	ppm	ppm
Avg	**2.009**	**1.991**	**2.006**	**1.914**	**40.39**	**38.88**	**1.931**	**40.03**	**2.046**
Stddev	.008	.002	.012	.004	.05	.10	.003	.10	.010
%RSD	.4169	.0855	.5751	.1925	.1296	.2531	.1435	.2580	.4672
#1	1.999	1.992	1.993	1.910	40.39	38.77	1.928	39.98	2.036
#2	2.014	1.992	2.015	1.916	40.34	38.94	1.932	40.15	2.055
#3	2.013	1.989	2.011	1.917	40.45	38.94	1.933	39.96	2.048
Check ?	Chk Pass	Chk Pass	Chk Pass	Chk Pass	Chk Pass	Chk Pass	Chk Pass	Chk Pass	Chk Pass
Value									
Range									

Elem	Mo2020	Na5895	Ni2316	P_1774	Pb2203	S_1820	Sb2068	Se1960	Si2124
Units	ppm	ppm	ppm	ppm	ppm	ppm	ppm	ppm	ppm
Avg	**2.021**	**39.16**	**2.022**	**2.119**	**2.031**	**2.011**	**2.004**	**1.969**	**4.962**
Stddev	.001	.08	.004	.001	.003	.005	.003	.004	.011
%RSD	.0703	.2106	.2246	.0544	.1234	.2622	.1488	.2226	.2137
#1	2.022	39.07	2.025	2.118	2.029	2.014	2.007	1.965	4.968
#2	2.022	39.21	2.024	2.120	2.034	2.013	2.003	1.974	4.969
#3	2.020	39.21	2.017	2.120	2.031	2.005	2.002	1.968	4.950
Check ?	Chk Pass	Chk Pass	Chk Pass	Chk Pass	Chk Pass	Chk Pass	Chk Pass	Chk Pass	Chk Pass
Value									
Range									

Zoom In Zoom Out

Sample Name: ccv Acquired: 8/23/2021 17:46:28 Type: QC
Method: SGS 070219(v346) Mode: CONC Corr. Factor: 1.000000
User: admin Custom ID1: Custom ID2: Custom ID3:
Comment:

Elem	Sn1899	Sr4077	Ti3349	Tl1908	V_2924	W_2079	Zn2062	Zr3391
Units	ppm	ppm	ppm	ppm	ppm	ppm	ppm	ppm
Avg	**2.058**	**1.965**	**2.027**	**1.988**	**1.984**	**2.015**	**2.039**	**1.998**
Stddev	.003	.005	.005	.005	.011	.002	.002	.007
%RSD	.1595	.2626	.2697	.2575	.5339	.0912	.1109	.3348
#1	2.058	1.960	2.022	1.987	1.972	2.016	2.038	1.991
#2	2.054	1.966	2.033	1.983	1.991	2.016	2.038	2.004
#3	2.061	1.970	2.027	1.993	1.989	2.013	2.042	1.999
Check ?	Chk Pass	Chk Pass	Chk Pass	Chk Pass	Chk Pass	Chk Pass	Chk Pass	Chk Pass
Value								
Range								

Int. Std.	In2306	Y_3600	Y_3710	Y_2243
Units	Cts/S	Cts/S	Cts/S	Cts/S
Avg	**7414.6**	**84577.**	**6675.8**	**3163.9**
Stddev	16.9	308.	15.6	6.6
%RSD	.22784	.36395	.23382	.20971
#1	7398.9	84924.	6692.9	3157.4
#2	7412.3	84336.	6672.0	3163.7
#3	7432.5	84470.	6662.4	3170.7

Zoom In Zoom Out

Sample Name: ccb Acquired: 8/23/2021 17:51:13 Type: QC
Method: SGS 070219(v346) Mode: CONC Corr. Factor: 1.000000
User: admin Custom ID1: Custom ID2: Custom ID3:
Comment:

Elem	Ag3280	Al3961	As1890	B_2089	Ba4554	Be3130	Bi2230	Ca3179	Cd2288
Units	ppm	ppm	ppm	ppm	ppm	ppm	ppm	ppm	ppm
Avg	**-.0001**	**-.0045**	**.0004**	**-.0007**	**.0000**	**-.0000**	**.0004**	**-.0044**	**.0000**
Stddev	.0001	.0035	.0003	.0006	.0002	.0002	.0009	.0062	.0000
%RSD	102.6	78.20	66.18	81.27	1253.	539.1	226.7	139.4	243.0
#1	-.0003	-.0050	.0004	-.0005	.0003	.0001	-.0006	.0026	-.0000
#2	-.0000	-.0007	.0001	-.0002	-.0001	-.0002	.0011	-.0069	.0001
#3	-.0001	-.0076	.0006	-.0014	-.0001	-.0000	.0008	-.0090	-.0000
Check ?	Chk Pass	Chk Pass	Chk Pass	Chk Pass	Chk Pass	Chk Pass	Chk Pass	Chk Pass	Chk Pass
High Limit									
Low Limit									

Elem	Ce4040	Co2286	Cr2677	Cu3247	Fe2599	K_7664	Li6707	Mg2790	Mn2576
Units	ppm	ppm	ppm	ppm	ppm	ppm	ppm	ppm	ppm
Avg	**-.0009**	**.0000**	**.0000**	**-.0005**	**.0027**	**-.0880**	**-.0005**	**-.0441**	**.0000**
Stddev	.0015	.0001	.0002	.0003	.0034	.0084	.0009	.0202	.0000
%RSD	167.7	217.6	854.9	52.90	125.0	9.555	161.2	45.77	140.0
#1	-.0013	-.0001	.0001	-.0005	.0041	-.0876	.0001	-.0312	.0000
#2	.0008	.0001	-.0002	-.0008	-.0012	-.0966	-.0002	-.0338	-.0000
#3	-.0021	.0001	.0001	-.0002	.0052	-.0798	-.0016	-.0674	.0001
Check ?	Chk Pass	Chk Pass	Chk Pass	Chk Pass	Chk Pass	Chk Pass	Chk Pass	Chk Pass	Chk Pass
High Limit									
Low Limit									

Elem	Mo2020	Na5895	Ni2316	P_1774	Pb2203	S_1820	Sb2068	Se1960	Si2124
Units	ppm	ppm	ppm	ppm	ppm	ppm	ppm	ppm	ppm
Avg	**.0004**	**-.2322**	**-.0004**	**-.0032**	**.0000**	**-.0012**	**.0001**	**.0018**	**.0011**
Stddev	.0002	.0052	.0001	.0002	.0002	.0035	.0007	.0018	.0005
%RSD	42.93	2.238	37.98	7.696	9634.	288.1	1024.	102.0	48.27
#1	.0002	-.2335	-.0004	-.0032	-.0002	-.0029	.0008	.0009	.0006
#2	.0005	-.2367	-.0002	-.0029	-.0000	-.0036	-.0005	.0038	.0010
#3	.0006	-.2265	-.0005	-.0034	.0002	.0028	-.0001	.0006	.0017
Check ?	Chk Pass	Chk Pass	Chk Pass	Chk Pass	Chk Pass	Chk Pass	Chk Pass	Chk Pass	Chk Pass
High Limit									
Low Limit									

Zoom In
Zoom Out

Sample Name: ccb Acquired: 8/23/2021 17:51:13 Type: QC
Method: SGS 070219(v346) Mode: CONC Corr. Factor: 1.000000
User: admin Custom ID1: Custom ID2: Custom ID3:
Comment:

Elem	Sn1899	Sr4077	Ti3349	Tl1908	V_2924	W_2079	Zn2062	Zr3391
Units	ppm	ppm	ppm	ppm	ppm	ppm	ppm	ppm
Avg	**-.0001**	**.0001**	**.0001**	**-.0003**	**-.0001**	**.0024**	**.0001**	**.0002**
Stddev	.0006	.0000	.0001	.0004	.0001	.0009	.0002	.0000
%RSD	497.0	46.50	84.17	157.6	158.8	38.52	145.7	18.75
#1	.0000	.0001	.0000	-.0003	-.0001	.0020	.0002	.0002
#2	.0004	.0001	.0003	-.0007	-.0002	.0034	.0002	.0002
#3	-.0008	.0000	.0002	.0002	.0001	.0017	-.0001	.0003
Check ?	Chk Pass	Chk Pass	Chk Pass	Chk Pass	Chk Pass	Chk Pass	Chk Pass	Chk Pass
High Limit								
Low Limit								

Int. Std.	In2306	Y_3600	Y_3710	Y_2243
Units	Cts/S	Cts/S	Cts/S	Cts/S
Avg	**8260.1**	**87950.**	**6776.8**	**3251.9**
Stddev	6.7	195.	27.1	4.7
%RSD	.08066	.22186	.40056	.14580
#1	8265.0	88169.	6757.8	3250.8
#2	8252.5	87795.	6807.9	3247.8
#3	8262.9	87887.	6764.7	3257.1

NOTE: The remaining raw data for this batch is not relevant to this job. As such it has been omitted.

	Element, Wavelength and Order	Use?	# IECs	IEC	k1	k2	Calc-in-fit?
	Ag 328.068 {103}	☒	17	Mn	0.000140	0.000000	No
				Mo	-0.000064	0.000000	No
				Ti	-0.000839	0.000000	No
				Fe	-0.000116	0.000000	No
				V	-0.000611	0.000000	No
				Zn	-0.000100	0.000000	No
				Ca	-0.000005	0.000000	No
				Al	-0.000003	0.000000	No
				Mg	0.000002	0.000000	No
				Ba	-0.000089	0.000000	No
				Cr	-0.000038	0.000000	No
				Zr	0.006780	0.000000	No
				Sn	-0.000100	0.000000	No
				W	0.000000	0.000000	No
				K	-0.000080	0.000000	No
				Ce	-0.002021	0.000000	No
				Ni	0.000000	0.000000	No
	Al 396.152 { 85}	☒	6	Si	0.000913	0.000000	No
				Ca	0.000078	0.000000	No
				Mo	0.043334	0.000000	No
				Zr	-0.006000	0.000000	No
				Ti	-0.000017	0.000000	No
				Ce	-0.018255	0.000000	No
	As 189.042 {478}	☒	24	Al	0.000003	0.000000	No
				Fe	-0.000041	0.000000	No
				Ca	-0.000002	0.000000	No
				Mn	-0.000110	0.000000	No
				Mo	0.001710	0.000000	No
				Cr	-0.000100	0.000000	No
				V	0.000065	0.000000	No
				Co	-0.000252	0.000000	No
				W	0.010000	0.000000	No
				Sn	-0.000023	0.000000	No
				Cd	-0.000194	0.000000	No
				Tl	0.000385	0.000000	No
				Be	-0.000017	0.000000	No
				Mg	0.000001	0.000000	No
				Si	-0.000013	0.000000	No
				Zn	0.000070	0.000000	No
				Sr	-0.000080	0.000000	No
				Zr	-0.000400	0.000000	No
				Ti	-0.000031	0.000000	No
				Cu	0.000077	0.000000	No
				K	0.000000	0.000000	No
				B	-0.000030	0.000000	No
				S	-0.000010	0.000000	No
				Ce	-0.000600	0.000000	No
	B 208.959 {462}	☒	1	Mo	0.032533	0.000000	No
	Ba 455.403 { 74}	☒	3	Mg	0.000001	0.000000	No
				Al	0.000002	0.000000	No
				Zr	0.000007	0.000000	No
	Be 313.042 {108}	☒	9	V	0.000134	0.000000	No
				Mo	-0.000030	0.000000	No
				Ti	-0.001113	0.000000	No
				Mn	-0.000018	0.000000	No
				Ni	0.000001	0.000000	No
				Ca	-0.000000	0.000000	No

Element, Wavelength and Order	Use?	# IECs	IEC	k1	k2	Calc-in-fit?
			Cu	0.000014	0.000000	No
			Zn	-0.000010	0.000000	No
			Fe	-0.000002	0.000000	No
Bi 223.061 {451}	☒	9	V	-0.000680	0.000000	No
			Co	-0.002200	0.000000	No
			Ca	-0.000005	0.000000	No
			Mg	-0.000002	0.000000	No
			W	0.000000	0.000000	No
			Cu	-0.001186	0.000000	No
			Fe	0.000072	0.000000	No
			Cr	0.001500	0.000000	No
			Ti	-0.003120	0.000000	No
Ca 317.933 {106}	☒	13	Fe	0.000130	0.000000	No
			W	0.003960	0.000000	No
			Tl	0.004950	0.000000	No
			Be	0.001840	0.000000	No
			Ba	0.003500	0.000000	No
			Cu	-0.001800	0.000000	No
			Cd	0.003700	0.000000	No
			Ni	0.001513	0.000000	No
			B	-0.000210	0.000000	No
			Se	0.002000	0.000000	No
			Co	0.000540	0.000000	No
			Cr	0.000640	0.000000	No
			Al	0.000026	0.000000	No
Cd 228.802 {448}	☒	13	As	0.015580	0.000000	No
			Ni	-0.002100	0.000000	No
			Fe	-0.000014	0.000000	No
			V	0.000110	0.000000	No
			Ba	0.000054	0.000000	No
			Co	-0.002600	0.000000	No
			Ca	0.000000	0.000000	No
			Mn	-0.000186	0.000000	No
			Cr	0.000007	0.000000	No
			Cu	0.000024	0.000000	No
			Al	0.000000	0.000000	No
			Mo	-0.000096	0.000000	No
			W	0.000000	0.000000	No
Ce 404.076 { 83}	☒	9	V	-0.000600	0.000000	No
			Mn	-0.060000	0.000000	No
			Zr	-0.005700	0.000000	No
			Ca	-0.000120	0.000000	No
			Ti	-0.001800	0.000000	No
			Cr	-0.003800	0.000000	No
			As	-0.010200	0.000000	No
			Mo	-0.002500	0.000000	No
			Fe	-0.000210	0.000000	No
Co 228.616 {448}	☒	9	Fe	-0.000002	0.000000	No
			Cr	0.000100	0.000000	No
			Mo	-0.001780	0.000000	No
			Ni	0.000084	0.000000	No
			Ti	0.002198	0.000000	No
			W	0.000160	0.000000	No
			Cd	-0.000188	0.000000	No
			Ca	0.000000	0.000000	No
			As	0.000150	0.000000	No
Cr 267.716 {126}	☒	11	Mn	0.000318	0.000000	No

	Element, Wavelength and Order	Use?	# IECs	IEC	k1	k2	Calc-in-fit?
				Mo	-0.000342	0.000000	No
				Fe	-0.000007	0.000000	No
				Cd	-0.000050	0.000000	No
				Al	0.000004	0.000000	No
				Ca	0.000002	0.000000	No
				Mg	0.000001	0.000000	No
				Ti	-0.000053	0.000000	No
				Ba	0.000013	0.000000	No
				Cu	0.000100	0.000000	No
				Sr	-0.000100	0.000000	No
	Cu 324.754 {104}2	☒	17	Cr	0.000000	0.000000	No
				V	-0.000208	0.000000	No
				Mo	0.000632	0.000000	No
				Ti	0.000024	0.000000	No
				Fe	-0.000178	0.000000	No
				Al	0.000003	0.000000	No
				Sn	0.000103	0.000000	No
				Co	-0.001135	0.000000	No
				Zr	0.000100	0.000000	No
				Si	-0.000002	0.000000	No
				Mn	0.000026	0.000000	No
				Se	0.000050	0.000000	No
				Ag	0.000166	0.000000	No
				Sb	0.000024	0.000000	No
				Pb	-0.000260	0.000000	No
				Be	-0.000031	0.000000	No
				W	-0.005000	0.000000	No
	Fe 259.940 {130}	☒	14	Co	0.000004	0.000000	No
				Si	-0.000100	0.000000	No
				Tl	-0.002590	0.000000	No
				Se	-0.000050	0.000000	No
				Cr	0.001134	0.000000	No
				Mn	-0.001433	0.000000	No
				V	-0.000064	0.000000	No
				Cu	0.000953	0.000000	No
				K	-0.000200	0.000000	No
				Zn	0.000046	0.000000	No
				Ti	-0.000631	0.000000	No
				Ca	0.000013	0.000000	No
				Ba	0.001000	0.000000	No
				Al	0.000042	0.000000	No
	K 766.490 { 44}	☒	11	Fe	-0.000455	0.000000	No
				Al	-0.000083	0.000000	No
				Ca	-0.000079	0.000000	No
				Mn	0.001430	0.000000	No
				Si	-0.003000	0.000000	No
				V	-0.002000	0.000000	No
				Sn	-0.004700	0.000000	No
				Na	0.000300	0.000000	No
				Mo	-0.000850	0.000000	No
				Cu	-0.010000	0.000000	No
				Mg	-0.000066	0.000000	No
	Li 670.784 { 50}	☒	1	Ca	0.000055	0.000000	No
	Mg 279.079 {121}	☒	2	Mo	-0.006280	0.000000	No
				Fe	-0.000095	0.000000	No
	Mn 257.610 {131}	☒	7	Fe	-0.000013	0.000000	No
				Si	0.000044	0.000000	No

Element, Wavelength and Order	Use?	# IECs	IEC	k1	k2	Calc-in-fit?
			Ba	0.000012	0.000000	No
			Ni	0.000028	0.000000	No
			Mo	0.000000	0.000000	No
			Cr	-0.000114	0.000000	No
			Mg	0.000004	0.000000	No
Mo 202.030 {467}	☒	5	Fe	-0.000010	0.000000	No
			Mg	-0.000001	0.000000	No
			Ca	0.000003	0.000000	No
			W	0.000000	0.000000	No
			V	-0.000230	0.000000	No
Na 589.592 { 57}	☒	5	K	0.000038	0.000000	No
			Ba	0.000900	0.000000	No
			Ca	0.000055	0.000000	No
			Al	0.000120	0.000000	No
			V	-0.005000	0.000000	No
Ni 231.604 {446}	☒	11	Fe	0.000022	0.000000	No
			Zn	-0.000021	0.000000	No
			Be	-0.000112	0.000000	No
			Co	-0.000160	0.000000	No
			Tl	0.000209	0.000000	No
			V	-0.000032	0.000000	No
			Cu	0.000100	0.000000	No
			Cr	-0.000014	0.000000	No
			Si	-0.000003	0.000000	No
			Sn	0.000079	0.000000	No
			W	0.000083	0.000000	No
P 177.495 {490}	☒	4	Mn	-0.001900	0.000000	No
			Ca	-0.000024	0.000000	No
			Fe	0.000000	0.000000	No
			Cu	-0.071000	0.000000	No
Pb 220.353 {453}	☒	23	Al	-0.000080	0.000000	No
			Fe	0.000039	0.000000	No
			Ca	-0.000012	0.000000	No
			Mn	0.000145	0.000000	No
			Zn	0.000064	0.000000	No
			Mo	-0.001573	0.000000	No
			Cu	0.000110	0.000000	No
			V	-0.000007	0.000000	No
			Co	0.000071	0.000000	No
			Ti	-0.000950	0.000000	No
			Si	0.000016	0.000000	No
			Ba	-0.000012	0.000000	No
			Sb	0.000006	0.000000	No
			Sr	-0.000100	0.000000	No
			W	0.000000	0.000000	No
			Mg	0.000008	0.000000	No
			Cd	0.000076	0.000000	No
			Zr	-0.000300	0.000000	No
			Ni	0.000202	0.000000	No
			S	0.000016	0.000000	No
			Se	0.000036	0.000000	No
			As	0.000176	0.000000	No
			Cr	0.000034	0.000000	No
S 182.034 {485}	☒	6	Ca	0.000018	0.000000	No
			Al	-0.000326	0.000000	No
			Fe	-0.000091	0.000000	No
			W	0.000000	0.000000	No

	Element, Wavelength and Order	Use?	# IECs	IEC	k1	k2	Calc-in-fit?
				Mn	0.003000	0.000000	No
				Mo	-0.017500	0.000000	No
	Sb 206.833 {463}	☒	16	Fe	0.000025	0.000000	No
				Al	-0.000015	0.000000	No
				Ca	-0.000009	0.000000	No
				Ni	-0.000679	0.000000	No
				Cr	0.017550	0.000000	No
				V	-0.001802	0.000000	No
				Zn	-0.000200	0.000000	No
				Mo	-0.000522	0.000000	No
				Ti	0.000800	0.000000	No
				Sn	-0.016518	0.000000	No
				Mg	-0.000001	0.000000	No
				Zr	-0.000627	0.000000	No
				Sr	0.000209	0.000000	No
				W	0.000000	0.000000	No
				Si	0.000000	0.000000	No
				Ce	-0.002300	0.000000	No
	Se 196.090 {472}	☒	24	Al	0.000008	0.000000	No
				Ca	-0.000004	0.000000	No
				Mn	0.000470	0.000000	No
				Mo	0.000420	0.000000	No
				Fe	-0.000176	0.000000	No
				Co	-0.001200	0.000000	No
				V	0.000211	0.000000	No
				Sr	-0.000008	0.000000	No
				Cu	-0.000113	0.000000	No
				W	0.000000	0.000000	No
				Si	0.000037	0.000000	No
				Tl	0.000180	0.000000	No
				Be	-0.000143	0.000000	No
				Zn	-0.000250	0.000000	No
				B	-0.000141	0.000000	No
				Ti	0.000016	0.000000	No
				Cd	0.000090	0.000000	No
				Zr	-0.000280	0.000000	No
				Ba	-0.000220	0.000000	No
				Mg	-0.000002	0.000000	No
				Cr	0.000161	0.000000	No
				S	-0.000011	0.000000	No
				Ce	-0.005564	0.000000	No
				As	0.000400	0.000000	No
	Si 212.412 {459}	☒	14	Sr	0.000366	0.000000	No
				Ni	0.000106	0.000000	No
				Mo	0.028960	0.000000	No
				Ti	0.001740	0.000000	No
				Al	0.000012	0.000000	No
				Cd	0.001043	0.000000	No
				Ba	0.000170	0.000000	No
				Fe	0.000015	0.000000	No
				Sn	0.002213	0.000000	No
				Zn	0.000385	0.000000	No
				As	0.000560	0.000000	No
				Pb	0.000471	0.000000	No
				V	0.001002	0.000000	No
				W	-0.025000	0.000000	No
	Sn 189.989 {478}	☒	6	Ti	-0.001411	0.000000	No

Element, Wavelength and Order	Use?	# IECs	IEC	k1	k2	Calc-in-fit?
			Mo	0.000011	0.000000	No
			Fe	0.000005	0.000000	No
			Mn	0.000060	0.000000	No
			Si	0.000089	0.000000	No
			W	0.000000	0.000000	No
Sr 407.771 { 83}	☒	2	Fe	0.000002	0.000000	No
			Ca	0.000012	0.000000	No
Ti 334.904 {101}	☒	4	Cr	-0.000084	0.000000	No
			Mo	0.001149	0.000000	No
			Si	0.000035	0.000000	No
			Ca	-0.000003	0.000000	No
Tl 190.856 {477}	☒	25	Cr	0.000200	0.000000	No
			Mo	-0.010900	0.000000	No
			Al	0.000012	0.000000	No
			Fe	-0.000076	0.000000	No
			V	-0.014359	0.000000	No
			Mn	0.001270	0.000000	No
			Si	-0.000210	0.000000	No
			Ca	-0.000006	0.000000	No
			Ti	-0.003310	0.000000	No
			Mg	-0.000002	0.000000	No
			Co	0.000660	0.000000	No
			Sr	-0.000250	0.000000	No
			B	-0.000030	0.000000	No
			Ba	0.000110	0.000000	No
			Zn	0.000025	0.000000	No
			As	0.000030	0.000000	No
			Ni	-0.000049	0.000000	No
			Cu	-0.000032	0.000000	No
			W	-0.020000	0.000000	No
			Sn	-0.000080	0.000000	No
			Se	-0.002040	0.000000	No
			S	-0.000020	0.000000	No
			K	0.000000	0.000000	No
			P	0.000000	0.000000	No
			Ce	-0.002000	0.000000	No
V 292.402 {115}	☒	7	Ti	0.000660	0.000000	No
			Mo	-0.014200	0.000000	No
			Fe	0.000019	0.000000	No
			Sr	0.000000	0.000000	No
			Cr	-0.002800	0.000000	No
			Mn	-0.000690	0.000000	No
			W	0.000050	0.000000	No
W 207.911 {462}	☒	24	Al	0.000002	0.000000	No
			Si	-0.000900	0.000000	No
			Fe	-0.000007	0.000000	No
			As	-0.000200	0.000000	No
			Mg	0.000000	0.000000	No
			Mn	-0.000110	0.000000	No
			Mo	-0.000300	0.000000	No
			Ti	0.000080	0.000000	No
			Sr	-0.000850	0.000000	No
			V	-0.000140	0.000000	No
			Cd	-0.000650	0.000000	No
			Cr	-0.000390	0.000000	No
			Zn	0.012200	0.000000	No
			Sn	0.000078	0.000000	No

	Element, Wavelength and Order	Use?	# IECs	IEC	k1	k2	Calc-in-fit?
				Zr	-0.000000	0.000000	No
				B	-0.001000	0.000000	No
				Sb	-0.003000	0.000000	No
				Co	0.000041	0.000000	No
				Ni	-0.000263	0.000000	No
				Be	-0.000130	0.000000	No
				Se	-0.000080	0.000000	No
				Cu	-0.000118	0.000000	No
				Ba	-0.000090	0.000000	No
				Tl	-0.000110	0.000000	No
	Zn 206.200 {464}	☒	17	Cr	-0.000774	0.000000	No
				Mo	-0.000328	0.000000	No
				Fe	0.000003	0.000000	No
				Al	0.000002	0.000000	No
				Si	0.000006	0.000000	No
				Ba	-0.000060	0.000000	No
				Ca	0.000002	0.000000	No
				Sr	0.000017	0.000000	No
				Sn	0.000069	0.000000	No
				Cu	0.000056	0.000000	No
				As	-0.000050	0.000000	No
				Be	0.000071	0.000000	No
				Bi	-0.000400	0.000000	No
				W	0.000000	0.000000	No
				Ti	-0.000100	0.000000	No
				Mg	0.000006	0.000000	No
				Mn	-0.000110	0.000000	No
	Zr 339.198 { 99}	☒	9	Mo	0.000523	0.000000	No
				Ti	0.000190	0.000000	No
				Fe	-0.000070	0.000000	No
				Si	0.000070	0.000000	No
				Bi	0.000295	0.000000	No
				Cr	-0.000200	0.000000	No
				V	0.000200	0.000000	No
				Sn	-0.000400	0.000000	No
				W	0.000000	0.000000	No
	In 230.606 {446}*	☒	None				
	Y 360.073 { 94}*	☒	None				
	Y 371.030 { 91}*	☒	None				
	Y 224.306 {451}*	☒	None				

Element, Wavelength and Order	Date of Fit	Date of Cal.	Type of Fit	Weighting	A0	A1	A2	n (Exponent)
Ag 328.068 {103}	8/24/2021 9:37:23	8/23/2021 9:06:30	Linear	1/Conc	-0.000608	0.125142	0.000000	1.000000
Al 396.152 { 85}	8/24/2021 9:37:23	8/23/2021 9:06:30	Linear	1/Conc	-0.001313	0.045547	0.000000	1.000000
As 189.042 {478}	8/24/2021 9:37:23	8/23/2021 9:06:30	Linear	1/Conc	-0.000331	0.129716	0.000000	1.000000
B 208.959 {462}	8/24/2021 9:37:23	8/23/2021 9:06:30	Linear	1/Conc	0.001065	0.238084	0.000000	1.000000
Ba 455.403 { 74}	8/24/2021 9:37:23	8/23/2021 9:06:30	Linear	1/Conc	0.010691	2.981735	0.000000	1.000000
Be 313.042 {108}	8/24/2021 9:37:23	8/23/2021 9:06:30	Linear	1/Conc	-0.000014	1.282268	0.000000	1.000000
Bi 223.061 {451}	8/24/2021 9:37:23	8/23/2021 9:06:30	Linear	1/Conc	-0.001378	0.281672	0.000000	1.000000
Ca 317.933 {106}	8/24/2021 9:37:23	8/23/2021 9:06:30	Linear	1/Conc	0.005048	0.041572	0.000000	1.000000
Cd 228.802 {448}	8/24/2021 9:37:23	8/23/2021 9:06:30	Linear	1/Conc	0.000338	1.086751	0.000000	1.000000
Ce 404.076 { 83}	8/24/2021 9:37:23	8/23/2021 9:06:30	Linear	1/Conc	0.000742	0.044267	0.000000	1.000000
Co 228.616 {448}	8/24/2021 9:37:23	8/23/2021 9:06:30	Linear	1/Conc	-0.000317	0.564400	0.000000	1.000000
Cr 267.716 {126}	8/24/2021 9:37:23	8/23/2021 9:06:30	Linear	1/Conc	-0.000044	0.102784	0.000000	1.000000
Cu 324.754 {104}2	8/24/2021 9:37:23	8/23/2021 9:06:30	Linear	1/Conc	0.001250	0.161032	0.000000	1.000000
Fe 259.940 {130}	8/24/2021 9:37:23	8/23/2021 9:06:30	Linear	1/Conc	0.000112	0.019301	0.000000	1.000000
K 766.490 { 44}	8/24/2021 9:37:23	8/23/2021 9:06:30	Linear	1/Conc	0.008752	0.052683	0.000000	1.000000
Li 670.784 { 50}	8/24/2021 9:37:23	8/23/2021 9:06:30	Linear	1/Conc	0.004174	1.201608	0.000000	1.000000
Mg 279.079 {121}	8/24/2021 9:37:23	8/23/2021 9:06:30	Linear	1/Conc	-0.000008	0.003136	0.000000	1.000000
Mn 257.610 {131}	8/24/2021 9:37:23	8/23/2021 9:06:30	Linear	1/Conc	0.000086	0.697931	0.000000	1.000000
Mo 202.030 {467}	8/24/2021 9:37:23	8/23/2021 9:06:30	Linear	1/Conc	0.000283	0.950459	0.000000	1.000000
Na 589.592 { 57}	8/24/2021 9:37:23	8/23/2021 9:06:30	Linear	1/Conc	0.043533	0.174815	0.000000	1.000000
Ni 231.604 {446}	8/24/2021 9:37:23	8/23/2021 9:06:30	Linear	1/Conc	-0.000067	0.391466	0.000000	1.000000
P 177.495 {490}	8/24/2021 9:37:23	8/23/2021 9:06:30	Linear	1/Conc	-0.001999	0.070914	0.000000	1.000000
Pb 220.353 {453}	8/24/2021 9:37:23	8/23/2021 9:06:30	Linear	1/Conc	0.000205	0.175604	0.000000	1.000000
S 182.034 {485}	8/24/2021 9:37:23	8/23/2021 9:06:30	Linear	1/Conc	-0.001620	0.044883	0.000000	1.000000
Sb 206.833 {463}	8/24/2021 9:37:23	8/23/2021 9:06:30	Linear	1/Conc	-0.000316	0.205898	0.000000	1.000000
Se 196.090 {472}	8/24/2021 9:37:23	8/23/2021 9:06:30	Linear	1/Conc	0.000131	0.101290	0.000000	1.000000
Si 212.412 {459}	8/24/2021 9:37:23	8/23/2021 9:06:30	Linear	1/Conc	0.003831	0.271190	0.000000	1.000000
Sn 189.989 {478}	8/24/2021 9:37:23	8/23/2021 9:06:30	Linear	1/Conc	0.000260	0.207081	0.000000	1.000000
Sr 407.771 { 83}	8/24/2021 9:37:23	8/23/2021 9:06:30	Linear	1/Conc	-0.000098	4.056068	0.000000	1.000000
Ti 334.904 {101}	8/24/2021 9:37:23	8/23/2021 9:06:30	Linear	1/Conc	-0.000017	0.118742	0.000000	1.000000
Tl 190.856 {477}	8/24/2021 9:37:23	8/23/2021 9:06:30	Linear	1/Conc	-0.000135	0.058637	0.000000	1.000000
V 292.402 {115}	8/24/2021 9:37:23	8/23/2021 9:06:30	Linear	1/Conc	-0.000015	0.151274	0.000000	1.000000
W 207.911 {462}	8/24/2021 9:37:23	8/23/2021 9:06:30	Linear	1/Conc	0.001648	0.476125	0.000000	1.000000
Zn 206.200 {464}	8/24/2021 9:37:23	8/23/2021 9:06:30	Linear	1/Conc	0.001547	1.164749	0.000000	1.000000
Zr 339.198 { 99}	8/24/2021 9:37:23	8/23/2021 9:06:30	Linear	1/Conc	-0.000153	0.381405	0.000000	1.000000
In 230.606 {446}*	8/24/2021 9:37:23	12/23/2009 10:44:16	Linear	1/Conc	0.000000	0.000000	0.000000	1.000000
Y 360.073 { 94}*	8/24/2021 9:37:23	12/23/2009 10:44:16	Linear	1/Conc	0.000000	0.000000	0.000000	1.000000
Y 371.030 { 91}*	8/24/2021 9:37:23	12/23/2009 10:44:16	Linear	1/Conc	0.000000	0.000000	0.000000	1.000000
Y 224.306 {451}*	8/24/2021 9:37:23	12/23/2009 10:44:16	Linear	1/Conc	0.000000	0.000000	0.000000	1.000000

	Element, Wavelength and Order	Correlation	Std Error of Est	Predicted MDL	Predicted MQL	Status	Reslope		QC Norm	
							Slope	Y-int	Slope factor	Offset
	Ag 328.068 {103}	1.000000	0.000000	0.000432	0.001439	OK.	1.000000	0.000000	1	0
	Al 396.152 { 85}	1.000000	0.000000	0.011639	0.038798	OK.	1.000000	0.000000	1	0
	As 189.042 {478}	1.000000	0.000000	0.001173	0.003909	OK.	1.000000	0.000000	1	0
	B 208.959 {462}	1.000000	0.000000	0.000713	0.002378	OK.	1.000000	0.000000	1	0
	Ba 455.403 { 74}	1.000000	0.000000	0.000225	0.000751	OK.	1.000000	0.000000	1	0
	Be 313.042 {108}	1.000000	0.000000	0.000146	0.000487	OK.	1.000000	0.000000	1	0
	Bi 223.061 {451}	1.000000	0.000000	0.001256	0.004187	OK.	1.000000	0.000000	1	0
	Ca 317.933 {106}	1.000000	0.000000	0.005416	0.018053	OK.	1.000000	0.000000	1	0
	Cd 228.802 {448}	1.000000	0.000000	0.000201	0.000669	OK.	1.000000	0.000000	1	0
	Ce 404.076 { 83}	1.000000	0.000000	0.002372	0.007906	OK.	1.000000	0.000000	1	0
	Co 228.616 {448}	1.000000	0.000000	0.000250	0.000835	OK.	1.000000	0.000000	1	0
	Cr 267.716 {126}	1.000000	0.000000	0.000350	0.001165	OK.	1.000000	0.000000	1	0
	Cu 324.754 {104}2	1.000000	0.000000	0.000482	0.001606	OK.	1.000000	0.000000	1	0
	Fe 259.940 {130}	1.000000	0.000000	0.005801	0.019336	OK.	1.000000	0.000000	1	0
	K 766.490 { 44}	1.000000	0.000000	0.027947	0.093157	OK.	1.000000	0.000000	1	0
	Li 670.784 { 50}	1.000000	0.000000	0.001227	0.004088	OK.	1.000000	0.000000	1	0
	Mg 279.079 {121}	1.000000	0.000000	0.044977	0.149923	OK.	1.000000	0.000000	1	0
	Mn 257.610 {131}	1.000000	0.000000	0.000049	0.000162	OK.	1.000000	0.000000	1	0
	Mo 202.030 {467}	1.000000	0.000000	0.000234	0.000780	OK.	1.000000	0.000000	1	0
	Na 589.592 { 57}	1.000000	0.000000	0.008054	0.026846	OK.	1.000000	0.000000	1	0
	Ni 231.604 {446}	1.000000	0.000000	0.000313	0.001042	OK.	1.000000	0.000000	1	0
	P 177.495 {490}	1.000000	0.000000	0.001872	0.006240	OK.	1.000000	0.000000	1	0
	Pb 220.353 {453}	1.000000	0.000000	0.001019	0.003398	OK.	1.000000	0.000000	1	0
	S 182.034 {485}	1.000000	0.000000	0.003620	0.012065	OK.	1.000000	0.000000	1	0
	Sb 206.833 {463}	1.000000	0.000000	0.001252	0.004172	OK.	1.000000	0.000000	1	0
	Se 196.090 {472}	1.000000	0.000000	0.001999	0.006664	OK.	1.000000	0.000000	1	0
	Si 212.412 {459}	1.000000	0.000000	0.000946	0.003154	OK.	1.000000	0.000000	1	0
	Sn 189.989 {478}	1.000000	0.000000	0.000715	0.002384	OK.	1.000000	0.000000	1	0
	Sr 407.771 { 83}	1.000000	0.000000	0.000108	0.000361	OK.	1.000000	0.000000	1	0
	Ti 334.904 {101}	1.000000	0.000000	0.000395	0.001317	OK.	1.000000	0.000000	1	0
	Tl 190.856 {477}	1.000000	0.000000	0.001161	0.003870	OK.	1.000000	0.000000	1	0
	V 292.402 {115}	1.000000	0.000000	0.000303	0.001009	OK.	1.000000	0.000000	1	0
	W 207.911 {462}	1.000000	0.000000	0.000950	0.003166	OK.	1.000000	0.000000	1	0
	Zn 206.200 {464}	1.000000	0.000000	0.000164	0.000547	OK.	1.000000	0.000000	1	0
	Zr 339.198 { 99}	1.000000	0.000000	0.000169	0.000563	OK.	1.000000	0.000000	1	0
	In 230.606 {446}*	0.000000	0.000000	-1.000000	-1.000000	Warnin	1.000000	0.000000	1	0
	Y 360.073 { 94}*	0.000000	0.000000	-1.000000	-1.000000	Warnin	1.000000	0.000000	1	0
	Y 371.030 { 91}*	0.000000	0.000000	-1.000000	-1.000000	Warnin	1.000000	0.000000	1	0
	Y 224.306 {451}*	0.000000	0.000000	-1.000000	-1.000000	Warnin	1.000000	0.000000	1	0

SGS

Mercury Digestion Log

Product: HG /HGLIQ
Matrix: Soil / Oil / SL / Wipes

Method: SW846 7471B
Required corrected Temp. Range is 95C +/- 3C.

MA Batch #:	MA50998
Analyst:	LM
Date:	8/19/2021
Balance ID.	B-24
Reagents:	See attached sheet
Auto pipet ID	M-89

Hot Block # 7 Start Time: 8:30 End Time: 9:00 Tube # 1-42
Start Temp: 95 Corrected Start Temp: 94 Correction: -1 Thermometer ID: 3124942
End Temp: 96 Corrected Start Temp: 95 Correction: -1 Thermometer ID: 3124942
Hot Block # 7 Start Time: 9:00 End Time 9:30 Tube # 43-65
Start Temp: 95 Corrected Start Temp: 94 Correction: -1 Thermometer ID: 3124942
End Temp: 96 Corrected Start Temp: 95 Correction: -1 Thermometer ID: 3124942

Bot #	Sample ID	Initial Sample Wt. (gm)	Final Vol. (ml)	Spike Used		Spikelot and Conc.	MP Number	Comments/Lot # and Vendor
				Amount Spiked	Added Y or N	(mg/L)		
1	MP28156-MB1	0.6000	100				MP28156	OIL
2	MP28156-B1	0.6000	100	2.0ml	Y	0.1		HG-21-157-254-HGA1, IN. V.
3	MP28156-S1	0.6000	100	2.0ml	Y	0.1		JD29903-1, HG-21-157-254-HGA1, IN. V.
4	MP28156-S2	0.6000	100	2.0ml	Y	0.1		JD29903-1, HG-21-157-254-HGA1, IN. V.
5	JD29903-1	0.6000	100					
6	JD29903-2	0.6000	100					
7	JD29903-3	0.6000	100					
8	JD29903-4	0.6000	100					
9	JD29903-5	0.6000	100					
10	JD29903-6	0.6000	100					
11	JD29903-7	0.6000	100					
12	JD29903-8	0.6000	100					
13	JD29903-9	0.6000	100					
14	JD29903-10	0.6000	100					
15	JD29903-11	0.6000	100					
16	JD29903-12	0.6000	100					
17	JD29903-13	0.6000	100					
18	MP28157-MB1	0.6000	100				MP28157	
19	MP28157-B1	0.6000	100	2.0ml	Y	0.1		HG-21-157-254-HGA1, IN. V.
20	MP28157-S1	0.7553	100	2.0ml	Y	0.1		JD29985-13, HG-21-157-254-HGA1, IN. V.
21	MP28157-S2	0.7671	100	2.0ml	Y	0.1		JD29985-13, HG-21-157-254-HGA1, IN. V.
22	JD29985-13	0.7104	100					
23	JD29730-1R	0.6932	100					
24	JD29940-1	0.6112	100					
25	JD29923-1	0.6493	100					
26	JD29923-2	0.6924	100					
27	JD29923-3	0.7299	100					
28	JD29923-4	0.6008	100					
29	JD29923-5	0.6424	100					
30	JD29923-6	0.6488	100					
31	JD29923-7	0.6454	100					
32	JD29923-8	0.7574	100					
33	JD29971-1	0.7779	100					
34	JD29971-2	0.6512	100					
35	JD29985-11	0.7085	100					

Form: HG-022F-02
Revision Date:08/24/16

ANALYST: LM
SPIKE WITNESS:
QC REVIERER:

DATE: 8/19/21
DATE:
DATE:

13.4.1 13

SGS

Mercury Digestion Log

Product: HG /HGLIQ
Matrix: Soil / Oil / SL / Wipes

MA Batch #	MA50998
Analyst	LM
Date:	8/19/2021
Balance ID	B-24
Reagents	See attached sheet
Auto pipet ID:	M-89

Method: SW846 7471B
Required corrected Temp. Range is 95C. +/- 3C.

Hot Block # 7 Start Time: 8:30 End Time: 9:00 Tube # 1-42
Start Temp: 95 Corrected Start Temp: 94 Correction: -1 Thermometer ID: 3124942
End Temp: 96 Corrected Start Temp: 95 Correction: -1 Thermometer ID: 3124942
Hot Block # 7 Start Time: 9:00 End Time: 9:30 Tube # 43-65
Start Temp: 95 Corrected Start Temp: 94 Correction: -1 Thermometer ID: 3124942
End Temp: 96 Corrected Start Temp: 95 Correction: -1 Thermometer ID: 3124942

Bot #	Sample ID	Initial Sample Wt. (gm)	Final Vol. (ml)	Spike Used		Spikelot and Conc.	MP Number	Comments/Lot # and Vendor
				Amount Spiked	Added Y or N	(mg/L)		
36	JD29985-15	0.6506	100					
37	JD29985-17	0.7136	100					
38	JD29985-19	0.6420	100					
39	JD29985-21	0.6076	100					
40	JD29985-23	0.6818	100					
41	JD29939-1	0.6721	100					
42	MP28158-MB1	0.6000	100				MP28158	
43	MP28158-B1	0.6000	100	2.0ml	Y	0.1		HG-21-157-254-HGA1, IN, V
44	MP28158-S1	0.7723	100	2.0ml	Y	0.1		JD29999-3, HG-21-157-254-HGA1, IN, V
45	MP28158-S2	0.7884	100	2.0ml	Y	0.1		JD29999-3, HG-21-157-254-HGA1, IN, V
46	JD29999-3	0.7593	100					
47	JD29999-1	0.6754	100					
48	JD29999-4	0.7607	100					
49	JD29999-5	0.6737	100					
50	JD29999-7	0.6375	100					
51	JD29999-9	0.6551	100					
52	JD29999-10	0.6191	100					
53	JD30019-1	0.6668	100					
54	JD30019-2	0.6488	100					
55	JD30019-3	0.6060	100					
56	JD30019-4	0.7597	100					
57	JD30019-5	0.7310	100					
58	JD30019-6	0.6678	100					
59	JD30038-1	0.6201	100					
60	JD30038-2	0.6530	100					
61	JD30038-3	0.6100	100					
62	JD30038-4	0.6334	100					
63	JD30038-5	0.6678	100					
64	JD30038-6	0.7437	100					
65	JD30038-7	0.6435	100					
66			100					
67			100					
68			100					
69			100					
70			100					
71			100					
72			100					

13.4.1 13

Form: HG-022F-02
Revision Date:08/24/15

ANALYST: LM DATE: 8/19/21
SPIKE WITNESS: DATE:
QC REVIERER: DATE:

SGS

Mercury Digestion Log

Product: **HG /HGLIQ**
Matrix: **Soil / Oil / SL. / Wipes**

Method: SW846 7471B
Required corrected Temp. Range is 95C. +/- 3 C.

MA Batch #:	MA50998
Analyst.	LM
Date:	8/19/2021
Balance ID:	B-24
Reagents:	See attached sheet
Auto pipet ID	M-89

Hot Block # 7 Start Time: 8:30 End Time: 9:00 Tube # S1-CRI
Start Temp: 95 Corrected Start Temp: 94 Correction: -1 Thermometer ID: 3124942
End Temp: 96 Corrected Start Temp: 95 Correction: -1 Thermometer ID: 3124942

Bot #	Sample ID	Initial Sample Wt. (gm)	Final Vol. (ml)	Spike Used		Spikelot and Conc.	MP Number	Comments/Lot # and Vendor
				Amount Spiked	Added Y or N	(mg/L)		
S-1	Calibration Blank	0.6	100 ml	0.0 ml	N	N/A	N/A	N/A
S-2	0.20 ug/l standard	0.6	100 ml	2.0 ml	Y	0.0100	N/A	HG-21-157-255-HGA2,
S-3	0.50 ug/l standard	0.6	100 ml	5.0 ml	Y	0.0100	N/A	HG-21-157-255-HGA2,
S-4	1.00 ug/l standard	0.6	100 ml	1.0 ml	Y	0.1000	N/A	HG-21-157-254-HGA1,
S-5	2.50 ug/l standard	0.6	100 ml	2.5 ml	Y	0.1000	N/A	HG-21-157-254-HGA1,
S-6	5.00 ug/l standard	0.6	100 ml	5.0 ml	Y	0.1000	N/A	HG-21-157-254-HGA1,
ICV	ICV (External)	0.6	100 ml	3.0 ml	Y	0.1		HG-21-157-256-HGB1,
ICB	ICB	0.6	100 ml	0.0 ml	N	N/A	N/A	
CCV	CCV	0.6	100 ml	2.5 ml	Y	0.1		HG-21-157-254-HGA1,
CCB	CCB	0.6	100 ml	0.0 ml	N	N/A	N/A	
CRI	CRI	0.6	100 ml	2.0 ml	Y	0.01		HG-21-157-255-HGA2,

13.4.1 13

SGS

Reagent Information Log- Hg Soil

MA # 50998

Reagents	Exp. Date	Reagent # or manufacturer lot #
Conc. HydroChloric Acid	8/19/2023	Baker 281827
Conc. Nitric Acid	8/17/2023	Baker 280251
Sodium Chloride-Hydroxylamine Hydrochloride	2/16/2022	HG-21-160- 35 -HGHCL
Potassium Permanganate	11/24/2021	HG-21-157- 73 -HGKM2
Stannous Chloride	8/20/2021	HG-21-160- 257 -HGS
STD Hg standard solution 1000 ppm	2/11/2022	Inorganic Ventures R2-HG696409
STD Hg standard solution 100 ppb	8/20/2021	HG-21-157- 254 -HGA1
STD Hg standard solution 10 ppb	8/20/2021	HG-21-157- 255 -HGA2
ICV Hg standard solution 1000 ppm	4/30/2026	Agilent CT-1449
ICV Hg standard solution 100 ppb	8/20/2021	HG-21-157- 256 -HGB1
Solid Lab control/Soil LC	6/4/2024	ERA D109-540
Aqua Regia	8/20/2021	HG-21-157- 258 -HGKAQ
Dilution acid	2/13/2022	HG-21-160- 241 -HGD1
Digestion Tubes	N/A	Environmental Express 2104009
Teflon Chips (For Soil MB)	N/A	Chemware , Lot: 24635764

Form: GN087A80-04
Rev.Date: 06/06/17

13.4.1
13

SGS

Metals Digestion Reagents Information Log

Digestion Batch ID: MP28146 **Date:** 08/19/2021

Matrix: ALL

Standard/Reagent Type	Exp. Date	Standard/Reagent ID
Spiking Solution- (ACCUTEST 13A REV1)	12/11/2021	MP-017-40-28
Spiking Solution- (ACCUTEST 14A REV1)	1/8/2022	MP-017-40-24
Spiking Solution - 5000 mg/l Minerals	5/3/2022	R2-MEB703181 MFG. INO VENT.
Spiking Solution - Sulfur 1000ppm	10/10/2023	LOT: 121020 MFG ABS STANDARDS
Spiking Solution - Si 1000ppm	1/30/2022	P2-SI686989 MFG: INO VENT.
Spiking Solution - B 1000ppm	3/30/2022	P2-BI687736 MFG: INO. VENT.
Spiking Solution - Se 20ppm	12/11/2021	MP-017-40-11
Spiking Solution - Li 1000ppm	2/17/2022	R2-LI689866 MFG: INO VENT.
Spiking Solution- Ag 20 ppm	1/23/2022	MP-17-40-27
Spiking Solution - (ACCUTEST 13B REV1)	10/1/2021	MP-015-1467
Spiking Solution - (ACCUTEST 14B REV1)	10/1/2021	MP-015-1468
Spiking Solution - 1000ppm Minerals	9/25/2021	MP-17-40-4
Spiking Solution- P		
Nitric Acid	8/6/2023	LOT: 280251 MFG: BAKER
Nitric Acid (1:1)	2/6/2023	MP-018-42-625 1:1 HNO3
Hydrochloric Acid	8/6/2023	LOT: 281827 MFG: BAKER
Hydrochloric Acid (1:1)	2/6/2023	MP-018-42-626 1:1 HCL
Hydrogen Peroxide	8/2/2023	LOT: 206258 MFG: FISHER
Soil Lab Control/Soil LC	6/4/2024	LOT: D109-540 MFG: ERA
Teflon Chips(For Soil MB and Blank Spike)	N/A	LOT: 27407287 MFG: SAINT-GOBAIN
Digestion Tubes	N/A	LOT: 2104009 MFG: ENV. EXPRESS
pH Paper	3/15/2022	LOT: 205521 MFG: HYDRION
Filter paper Q8	N/A	LOT: 17303169 MFG: FISHER
Filter paper 0.45µm	N/A	LOT: 17254486 MFG: FISHER

Spike witnessed By: MC

Validated By:

Validated On:

metals digestion reagents log
1/17/18

SGS North America Inc.

Solids/Soil Metals Digestion Form

Batch Information

Batch ID	Start Date	Start Time	End Date	End time	QC Samp 1	QC Samp 2
MP28146	8/19/2021	10:20	8/19/2021	14:50	JD30038-6	

Temperature

		Block ID	Therm. ID#	Balance ID	Temperature	Correction	Corrected Temp
1	Start	4	158257	B-41	94	-1	93
1	End	4	158257	NA	94	-1	93
2	Start						
2	End			NA			

Methods and Equipment

	Dig. Method	Heating Method		Auto Pipette #	Digestion Tube Lot #	
	SW846 3050B	Digestion Block		M-81	2104009	

Sample ID	Bottle ID	Final Volume (ML)	Wet Weight (G)	Reagent Groups Added	Spike Groups Added	Comments
MP28146-MB1	N/A	100	1.00	ABCD		
MP28146-B1	N/A	100	1.00	ABCD	ABCD	
MP28146-S1	1	100	0.99	ABCD	ABCD	
MP28146-S2	1	100	1.00	ABCD	ABCD	
MP28146-SD1	1	100	0.99	ABCD		
JD30019-1	1	100	0.96	ABCD		
JD30019-2	1	100	0.95	ABCD		
JD30019-3	1	100	1.05	ABCD		
JD30019-4	1	100	1.00	ABCD		
JD30019-5	1	100	1.00	ABCD		
JD30019-6	1	100	0.98	ABCD		
JD30035-1	1	100	0.98	ABCD		
JD30038-1	1	100	1.00	ABCD		
JD30038-2	1	100	0.95	ABCD		
JD30038-3	1	100	0.95	ABCD		
JD30038-4	1	100	0.97	ABCD		
JD30038-5	1	100	0.97	ABCD		
JD30038-6	1	100	1.00	ABCD		
JD30038-7	1	100	1.03	ABCD		
JD30038-8	1	100	0.98	ABCD		
JD30038-9	1	100	1.04	ABCD		
JD30054-1	1	100	0.99	ABCD		

Reagents Groups

Group	Description	MLs Used
A	1:1 HNO3	10
B	CONC HNO3	5
C	H2O2	5
D	CONC HCL	10
E		
F		
G		
H		

Spike Groups

Group	Description	MLs Used
A	ACCUTEST 13A REV1	1
B	ACCUTEST 14A REV1	1
C	MINERALS 5000 PPM	0.5
D	AG 20 PPM	1.25
E		
F		
G		
H		

Comments:

Analyst SARAHF **Approved by** PATM **Approved on** 8/19/2021

Note: Reagent traceability for batch Start Date can be seen on the reagent traceability page for this batch.
Serial Dilution samples shown for QC purposes only.
Acceptable Temperature range is 90-95 degrees C unless otherwise noted